

# Impala

BEL AIR, BISCAYNE, CAPRICE, EL CAMINO

**PARTS & ACCESSORIES CATALOG**



**Classic**  
**INDUSTRIES**  
Parts & Accessories

**OCR ORIGINAL!**  
QUALITY PARTS  
AND ACCESSORIES  
2007 FORD F-150 3.5L V6


CALL TOLL-FREE OR  
ORDER ONLINE TODAY **1-800-854-1280** | [classicindustries.com](http://classicindustries.com)

# New Product Showcase

New!



1968 Impala SS parchment front buckets



1968 Impala SS red rear convertible



## 1968 Impala SS Vinyl Upholstery

Reproduction upholstery for 1968 two door hardtop and convertible SS Impala models. Correct vinyl Madrid grain is used throughout for it's originality. Accent stripe is done in alternate color for 2-tone upholstery. Designed for front bucket seats Made in USA.

**Important:** Buttons are not included.

**Note:** When ordering, please specify the two digit numerical color code at the end of the product number.

### Impala SS with Front Buckets

Front and Rear	
P107680	1968 2 door hardtop .... 676.99 set
P107681	1968 convertible ..... 676.99 set
Front Buckets Only	
P207680	1968 2 door hardtop .... 459.99 pr
P207680	1968 convertible ..... 459.99 pr
Rear Only	
P203680	1968 2 door hardtop .... 234.99 ea
P207681	1968 convertible ..... 234.99 ea



## 1971-90 Original Style Window Felt/Anti-Rattle Set

Correctly reproduced window felt/anti-rattle sets for 1971-79 Chevrolet full size models. Features the correct style: window felt material or rubber wipe, beaded edge, outer rub blocks (where applicable). Includes inner and outer belt line weatherstrip for front and rear side windows, sold in 8 piece sets unless noted.

1971-79 Models	
Convertible	
W209	1971-76 convertible ..... 169.99 set
2 Door Hardtop	
W248	1971-73 Impala ..... 159.99 set
W170	1971-73 Impala Custom.... 164.99 set
2 Door Hardtop Landau - 4 Piece	
W217	1971-76 Impala Landau... 129.99 set
4 Door Hardtop	
W229	1971-73 Impala ..... 149.99 set
W198	1971-73 Caprice ..... 169.99 set
4 Door Sedan	
W214	1975-76 Impala ..... 146.99 set
W204	1977-79 Impala ..... 159.99 set
W234	1977-79 Caprice ..... 174.99 set


1980-90 Models	
2 Door - 4 Piece	
W2422	1980-90 all..... 72.99 set
4 Door - 4 Piece	
W2423	1980-90 front..... 56.99 set
W2424	1980-90 rear ..... 76.99 set
4 Door - 8 Piece	
W2425	1980-90 front and rear..... 127.99 set



## 1966-67 Console Door

Reproduction console door for 1966-67 Chevrolet Impala, and Caprice models. Manufactured in die-cast zinc and chrome-plated replicating the factory original lid. Will replace the old or worn out console lid using the existing hinge and hardware.

3877288	1966-67 chrome..... 129.99 ea
---------	-------------------------------



## 1958-96 Casco Lighter (Housing, Element, Retainer)

Our reproduction Casco lighter assembly includes almost everything you will need to replace your Casco style lighter, except the knob. Select from 1" style which generally installs in the dash, or the shorter 7/8" style which is typically used in an ashtray or other location where space is a concern.

<b>Note:</b> Must re-use your original knob.			
11516142	1958-96	Casco 7/8" .....	19.99 set
3986869	1958-96	Casco 1" .....	17.99 set



## 1958-85 Chevrolet Crankshaft Pulley

Reproduction of the deep groove crankshaft pulley for Chevrolet 1959-61 Sp.H/Per 348 and all 1961-65 409 cubic inch engines.

3858533	1959-65	6-7/8" o.d. ....	59.99 ea
---------	---------	------------------	----------



## 1974-75 Chevrolet Impala Fender Emblem

OEI® reproduction Impala script fender emblem for all 1974-75 Impala models. This emblem fits on left or right side on the front fenders.

6260499	1974-75	Impala .....	49.99 ea
---------	---------	--------------	----------



## 1964-66 Hood Split Molding

OEI® hood split moldings for 1964-66 Chevrolet Impala and full size models. These moldings are manufactured to factory specifications for an original fit and appearance. 1964 moldings are bright finished aluminum and feature the correct mounting insert with six #10-24 studs. 1965-66 moldings are chrome-plated die-cast with 7 cast mounting studs.

<b>Note:</b> *Requires six #10-24 nuts. **Requires seven 1/8" thread cutting palms.			
3845278*	1964.....		94.99 ea
986188**	1965.....		189.99 ea
986561**	1966.....		199.99 ea



WARNING: Cancer and Reproductive Harm.  
 www.P65Warnings.ca.gov

TOLL FREE ORDER LINE 800.854.1280

# Get The OER® Advantage. . . It's Almost Unfair!

Authentic Quality Reproduction Parts for Classic American Muscle

**ORIGINAL QUALITY • ORIGINAL APPEARANCE**



## Original Fit

Appearance is extremely important in reproduction parts, but just as important is the way the part fits. You will appreciate OER® reproductions. Parts are designed to fit as closely to the original as possible. Each part is checked and rechecked to ensure proper fit and function.


## Superior Quality


It's one thing to manufacture a reproduction part, it's another to duplicate the quality. OER® uses the finest quality materials and workmanship to ensure the finished part meets or exceeds original equipment specifications. In fact, many OER® products are superior to the original.

## Authentic Appearance

Each OER® part is manufactured to original specifications, down to the smallest detail. Consistent quality control methods ensure an exact duplicate every time.

## OER® Officially Licensed Products

Many OER® products are officially licensed by the original manufacturers, assuring the highest quality reproductions available. 



**OER** ORIGINAL  
EQUIPMENT  
REPRODUCTION

Manufacturing Authentic Products for The Restoration Industry

Learn more about OER online: [www.oerparts.com](http://www.oerparts.com)

Look for the OER® symbol of quality throughout this catalog.

# Classic Industries® Has More To Offer!



## Service Excellence From the Restoration Leaders!



### Price Match Guarantee

*If You Find a Product for Less, We'll Match the Price!*

Classic Industries® will match any competitor's current advertised retail price for an identical product. Simply send us a copy of the competitor's current advertised price from a catalog, advertisement or website (with URL) and we'll match the price. The price match guarantee is available at the time the order is placed and for in-stock merchandise only. Price matching will be determined by a competitor's most current retail published price and is limited to competitors within the Restoration Industry.



### Money Back Guarantee

*100% Satisfaction or Your Money Back!*

We take pride in the quality of the products we offer and back it up with a 100% Money Back Guarantee. If for any reason you are not satisfied with a product or purchase, you can return the product within 30 days of receipt for a full refund, credit or exchange.



### Online Instructional Videos

*Visit ClassicIndustries.tv to View Our Online Video Library*

Need a little guidance to help you install the restoration parts you purchased? Then cruise over to Classic Industries® new video media website, [www.classicindustries.tv](http://www.classicindustries.tv) where you can watch a library of how-to videos created by our own expert staff, guiding you through the installation processes for upholstery, headliners and more.



### Technical Support

*Call 1-800-854-1280, extension 5390 for more information*

Our tech representatives are ready to help you with all your restoration questions regarding parts or accessories, but we don't stop there, we can help answer questions you may have concerning the detailed areas of your restoration! Our tech representatives consist of some of the most knowledgeable restoration experts in the business. We don't claim to have all the answers but we've been doing it longer than anyone. Chances are we've heard the questions you need answered before. If nothing else, we can probably steer you in the right direction. We continually train our staff in all aspects of early and late model restoration and pass the information along to you!



### California Residents — Prop 65

Prop 65 requires businesses that manufacture and/or sell products in the State of California to inform consumers which items contain chemicals known to cause cancer and/or reproductive harm.



### Earn Rewards!



*Great Benefits with Your Classic Industries® Visa® Card*

Visit [classicindustries.com/creditcard](http://classicindustries.com/creditcard) to learn more. The all new Classic Industries® Visa® platinum rewards card is loaded with extras! Earn points at hundreds of online and neighborhood retailers plus bonus points at select merchants\*. The best part is you'll receive up to 15% OFF\*\* all orders placed using the Classic Industries® Visa Card.

\*Please see Rewards Program Rules for more details.

\*\*NOTE: This discount can not be combined with any other discounts. Some restrictions may apply.

### Shop On-Line 24/7

[www.classicindustries.com](http://www.classicindustries.com)

Visit our website to get information about new products, order a catalog or place an order. Also, watch our helpful How-To videos, builds of Classic Industries® project cars and more. Become a fan on Facebook, check out our videos on YouTube, and follow us on Twitter



Email: [info-desk@classicindustries.com](mailto:info-desk@classicindustries.com)

### Classic Gift Certificate

Give the ultimate gift to your automotive enthusiasts!



A Classic Industries® gift certificate may be used towards the purchase of thousands of parts, literature, accessories or gift items. A gift certificate can be redeemed for any and all products in the catalog of your choice. The purchase of a gift certificate includes 1st class mailing of the most current Classic Industries® catalog of your choice (please specify when ordering). Gift Certificates must be paid in advance. The certificates are redeemable in person, by phone or with your order by mail.

*Available in any denomination.  
\$25 minimum.*

*Contact our sales department to purchase your gift certificates today!*

*Give The Ultimate Gift to Your Automotive Enthusiast!*



## Symbols of Quality

### OER® Original Equipment Reproduction

The leader in quality reproductions is here! OER® stands for Original Equipment Reproduction®. When you see the OER® logo, you can be assured that every part is manufactured to exact factory specifications and will fit and function just like the original part. What's more, many OER® products are officially licensed and carry a full one year warranty against defects and workmanship.



### OER® Authorized Products

**OER AUTHORIZED**

The OER® Authorized logo represents products that meet or exceed stringent OER® quality control standards. These items have been sanctioned and approved by OER®. Most of these products are prepackaged with the OER® Authorized logo.



### OER® Premier

Count on the OER® Premier logo to denote parts that are outstanding in fit, craftsmanship, and manufacturing techniques. Each and every product displaying the Premier symbol is the best the market has to offer, and a cut above the competition. Order with confidence when you see this symbol, as OER® Premier is the true sign of originality and quality.

### Classic Industries® The Restorer's Choice™

Count on the Classic Industries® Restorer's Choice™ symbol whenever purchasing reproduction parts and accessories.

You can be sure that each and every product displaying this symbol is manufactured correctly to exact specifications and fits the way the factory intended. This Classic Industries® symbol is your assurance of quality!



### Made in USA

Classic Industries is proud to offer American products for your American classic. Wherever you see this MADE IN USA symbol, you know you're receiving the highest quality parts, sourced from the skilled craftsmen of the United States of America.



## PRODUCT EMISSIONS GUIDE

Please visit [help.classicindustries.com/en/emissions-compliance-guide](http://help.classicindustries.com/en/emissions-compliance-guide) for more details.

1

**CARB EO Compliant (50 States)** – This product is covered under a CARB EO and is legal for sale and use in all 50 states.

Products that have completed the CARB EO process belong in this category. EPA recognizes the CARB EO as a reasonable basis demonstration, therefore products can be considered legal by both CARB and EPA.

2

**Legal in U.S. (Excludes California)** – This product is covered under the Emissions certification or has otherwise met the requirements of the EPA's Tampering Policy and is legal for sale in states that do not mandate Executive Order (EO).

Products that have demonstrated a reasonable-basis emissions compliance either through engineering evaluation or testing, but do NOT have a CARB EO. For example: Testing has been completed and paperwork submitted to CARB but the EO has not yet been issued. The product meets the reasonable basis standard but may not meet CARB's criteria for an EO. Testing has been performed but decided not pursue a CARB EO.

3

**Non-CARB Compliant** – This product is not legal for street use on an emissions-controlled vehicle. It may be used on a dedicated competition or pre-pollution-controlled vehicles only.

Some products can never be legal for use on pollution-controlled vehicles (both for use on the road and off-road), but they do have legitimate use on racing vehicles and other vehicles that evade emissions regulations. Pre-certification means: 1965 and older domestic vehicles in California, 1968 imports in California and both domestic and imports under EPA jurisdiction.

4

**Non-Emissions** – This product does not require an EO in California. By nature of its design, it is legal for sale and use in all 50 states. Replacement parts included.

Products that have little or no impact on emissions, such as drop-in air filters or exhaust components downstream of the last emissions component (such as the catalytic converter, DPF or exhaust gas sensors). Also included are devices that plug into the OBD port to monitor information, but do not alter the vehicle's electronics.

# Contents

<b>A</b>	<b>Interior Components</b>	<b>8-99</b>
	Upholstery, Door Panels, Carpet, Floor Mats, Seat Belts	
<b>B</b>	<b>Dash Components</b>	<b>100-177</b>
	Dash Pads, Steering Wheels, Gauges, Audio, Consoles	
<b>C</b>	<b>Automotive Lifestyle Products</b>	<b>178-183</b>
	Jackets, T-shirts, Watches, Clocks, Accessories, Gifts	
<b>D</b>	<b>Literature, CD's &amp; Videos</b>	<b>184-189</b>
	Body Manuals, Shop Manuals, General Information	
<b>E</b>	<b>Car Care Products</b>	<b>190-199</b>
	Security, Detailing, Garage/Storage, Paint	
<b>F</b>	<b>Emblems &amp; Decals</b>	<b>200-221</b>
	Interior & Exterior Emblems, Engine Decals, Body Decals	
<b>G</b>	<b>Weatherstrip &amp; Molding</b>	<b>222-255</b>
	Weatherstripping, Grommets, Gaskets, Moldings	
<b>H</b>	<b>Body Components</b>	<b>256-337</b>
	Sheet Metal, Spoilers, Bumpers, Grills, Lamps, Trunk	
<b>I</b>	<b>Steering, Suspension, Rear End &amp; Brakes</b>	<b>338-409</b>
	Subframes, Springs, Sway Bars, Axles, Brakes, Wheels, Tires	
<b>J</b>	<b>AC, Heater &amp; Cooling System</b>	<b>410-455</b>
	AC Systems, Heater Controls, Radiators, Hoses, Fan Shrouds	
<b>K</b>	<b>Engines &amp; Components</b>	<b>456-525</b>
	Engines, Parts, Covers, Mounts, Chrome Kits, Timing Covers	
<b>L</b>	<b>Fuel &amp; Exhaust</b>	<b>526-567</b>
	Fuel Caps, Fuel Tanks, Fuel Pumps, Carburetors, Headers	
<b>M</b>	<b>Transmission, Shifters &amp; Clutch</b>	<b>568-595</b>
	Oil Pans, Flywheels, Shifters, Clutch Components	
<b>N</b>	<b>Batteries &amp; Wiring</b>	<b>596-623</b>
	Electrical Components, Wiring Harnesses, Battery Tools	
<b>O</b>	<b>Index, Policies &amp; Order Forms</b>	<b>624-648</b>
	Policies, General Info, Order Forms, Warranty Info	

**OER AUTHORIZED**

# Full Size Car Covers

**FREE**

Lock, Kit and Storage Bag  
With Car Cover Purchase!  
A \$20.00 Value!

*The Economical Way to Protect Your Investment!*



**Diamond Blue™**



★ **Indoor Use**  
★ **Single Layer Material**

Designed for indoor use, OER's Diamond Blue covers are manufactured using an economical single layer non-woven material that offers excellent protection from dust and dirt penetration. Each cover is sewn with double stitched seams to add strength and durability to the cover and Neoprene elastic is sewn into the front and rear hems to help secure the cover. Breathable and lightweight, Diamond Blue offers basic protection from water and guards against damage from dust, dirt, over spray, and similar environmental elements. Covers feature non-scratch grommets have been installed onto each side of the cover to allow the use of a tie strap or lock.

MT8501A	1958	4 door.....	79.99 ea
MT8502A	1959-60	2 door, 4 door....	79.99 ea
MT8503A	1961-64	2 door.....	79.99 ea
MT8504A	1965-71	2 door, 4 door....	79.99 ea
MT8517A	1991-94	2 door, 4 door....	79.99 ea

**Diamond Fleece™**



★ **Indoor/Outdoor Use**  
★ **Triple Layer Material**

Designed for indoor and occasional outdoor use, OER's Diamond Fleece cover is manufactured using a durable 3 layer non-woven material that provides excellent protection from dust and dirt penetration. Each cover is sewn with double stitched seams to add strength and durability to the cover and Neoprene elastic is sewn into the front and rear hems to help secure the cover. Breathable and lightweight, Diamond Fleece offers water resistance and prevents damage caused by the sun's UV rays. Covers feature non-scratch grommets have been installed onto each side of the cover to allow the use of a tie strap or lock.

MT8501B	1958	4 door.....	129.99 ea
MT8502B	1959-60	2 door, 4 door..	129.99 ea
MT8503B	1961-64	2 door.....	129.99 ea
MT8504B	1965-71	2 door, 4 door..	129.99 ea
MT8517B	1991-94	2 door, 4 door..	129.99 ea

**WeatherBlocker™  
Plus**

Available in Gray or Tan



GR TN  
Soft cotton lining for protection against door dings and scratches.

★ **Outdoor Use**  
★ **Four Layer Material**

Designed for outdoor use, OER's WeatherBlocker Plus covers are manufactured using a durable 4 layer non-woven material that provides a high level of protection from the elements and features a soft cotton backing which helps protect against scratches and dings. Each cover is sewn with double stitched seams to add strength and durability to the cover and Neoprene elastic is sewn into the front and rear hems to help secure the cover. Breathable and lightweight, WeatherBlocker Plus covers offer excellent water resistance and protection from the sun's UV rays. Covers non-scratch grommets have been installed onto each side of the cover to allow the use of a tie strap or lock.

*Note: Please add two digit color code when ordering.*

MT8501G	1958	4 door.....	174.99 ea
MT8502G	1959-60	2 door, 4 door..	174.99 ea
MT8503G	1961-64	2 door.....	174.99 ea
MT8504G	1965-71	2 door, 4 door..	174.99 ea
MT8506G	1977-90	2 door, 4 door..	174.99 ea
MT8517G	1991-94	2 door, 4 door..	174.99 ea



**OER AUTHORIZED**

# Full Size Car Covers

**FREE**  
Look Kit and Storage Bag  
With Car Cover Purchase!  
A \$20.00 Value!

The Ultimate in Outdoor Protection for Your Vehicle



**Titanium™**

Lightweight highly reflective material for added protection from harmful UV rays

**SoftShield™**

Cotton flannel car covers pamper the vehicle's finish with a soft nap underside

cotton flannel

★ Indoor Use  
★ Cotton Gray Flannel Material

Favored by classic car collectors that garage their vehicles, OER's SoftShield cotton flannel car covers pamper the vehicle's finish with a soft nap underside that protects even the most delicate surfaces. Designed exclusively for indoor use, the SoftShield cover is soft on paint while providing a barrier against dust and protection against nicks and dings while the vehicle is being stored. Each cover is sewn with double stitched seams to add strength and durability to the cover and Neoprene elastic is sewn into the front and rear hems to help secure the cover. Covers feature non-scratch grommets have been installed onto each side of the cover to allow the use of a tie strap or lock.

MT8500F	1958	2 door	189.99 ea
MT8501F	1958	4 door	279.99 ea
MT8503F	1961-64	2 door	279.99 ea
MT8504F	1965-71	2 door, 4 door	279.99 ea
MT8506F	1977-90	2 door, 4 door	279.99 ea
MT8517F	1991-94	2 door, 4 door	259.99 ea
MT8510F	1995-96	2 door, 4 door	259.99 ea

★ Indoor/Outdoor Use  
★ Silver Reflective Material  
★ Single Layer-Extremely Lightweight

This durable, lightweight fabric is engineered specifically to provide the best protection from the sun. Designed for both indoor or outdoor use, OER's Titanium material features a special reflective and water repellent top layer that helps keep the interior cooler in sunlight and protects against harmful UV rays. Each cover is sewn with double stitched seams to add strength and durability and Neoprene elastic is sewn into the front and rear hems to keep it secure. With their specially engineered reflective properties, Titanium covers offer the ultimate in UV protection in a lightweight material that's easy to handle and store. What's more, Covers feature non-scratch grommets have been installed onto each side of the cover to allow the use of a tie strap or lock.

MT8501K	1958	4 door	119.99 ea
MT8503K	1961-64	2 door	119.99 ea
MT8504K	1965-71	2 door, 4 door	119.99 ea
MT8517K	1991-94	2 door, 4 door	119.99 ea



### Car Cover Accessories

Protect your car cover with a storage bag, lock and cable kit, or antenna grommet designed to fit almost any car and truck cover. A storage bag will help to keep your cover clean and safe when not in use. A lock kit will prevent theft of your cover while in use. An antenna grommet will allow the cover to fit better over a fender or quarter panel mounted antenna, and will prevent the unintentional spread of the antenna hole.

AG1	antenna grommet	2.99 ea
K4000	lock and cable set	11.99 set
CC28	storage bag	9.99 ea




### Gust Guard™ Cover Clamps

The Gust Guard™ is the easy solution for keeping your car cover in place in windy conditions! If you need to leave your vehicle covered for extended periods of time (airport, vacation, etc.) in locations where wind gust could be a problem, this set is the answer. Includes: four adjustable hem clamps, two "Quick Grip" friction locks and two 7' long white cords. These components clamp to the hem in front of the front tires and behind the rear tires. When wind gets under the car cover, the Gust Guard™ helps reduce the possibility of the cover coming loose.

CV7001 ..... 21.99 set

**TitaniumPlus™**

Plus soft cotton lining for protection against door dings and scratches.



★ Indoor/Outdoor Use  
★ Silver Reflective Material  
★ Double Layer-Soft Cotton Inner Lining

OER's premium TitaniumPlus material offers double the protection of the standard Titanium material! Engineered specifically to provide the best protection from the sun. Designed for both indoor or outdoor use, features a reflective and water repellent top layer that helps keep the interior cooler in sunlight and protects against harmful UV rays and also provides extra protection against nicks and dings when your vehicle is parked in tight spaces. Each cover is sewn with double stitched seams to add strength and durability and neoprene elastic is sewn into the front and rear hems to help secure the cover. Covers feature non-scratch grommets have been installed onto each side of the cover to allow the use of a tie strap or lock.

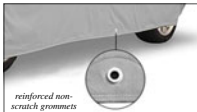
MT8510H	1958	4 door	174.99 ea
MT8502H	1959-60	2 door, 4 door	174.99 ea
MT8503H	1961-64	2 door	174.99 ea
MT8504H	1965-71	2 door, 4 door	174.99 ea
MT8517H	1991-94	2 door, 4 door	159.99 ea
MT8510H	1995-96	2 door, 4 door	174.99 ea

**Full Size Car Covers**

**A Legacy of Protection Crafted with Quality and Care.**

**Features for All Car Covers:**

- Tailored To Your Vehicle
- Specially Engineered Fabrics for All Climates
- Minimal Seams
- Mirror and Antenna Pockets or Antenna Grommets Provided
- Reinforced Seams



reinforced non-scratch grommets

durable overlapped double-needle stitched seams



urethane elastic sewn into front and rear hems

**Tan Flannel Car Cover**

Constructed of a durable poly cotton blend with a napped underside finish these vehicle covers are 50% heavier than most standard poly cotton covers. Specially treated to resist moisture, rot, and mildew. These custom car covers provide superior breathability and ding protection with basic dust protection for indoor use.

**Note:** \*With rack and wind deflector.

**Without Mirror Pockets**

C11032TF	1958	Bel Air, wagon	519.99 ea
C2033TF	1958	Imp sedan/conv	421.99 ea
C11357TF	1959	Bel Air, wagon	519.99 ea
C10487TF	1959-60	hdtp/sedan	519.99 ea
C783TF	1959-60	all	519.99 ea
C1121TF	1960-68	wagon	519.99 ea
C16122TF	1961-62	Imp hdtp/conv	519.99 ea
C14592TF	1963-64	Impala, sedan	519.99 ea
C16069TF	1963-64	2 dr conv/hdtp	519.99 ea
C27TF	1965-72	sedan/hdtp/conv	519.99 ea
C996TF	1969-72	Bel Air, wagon	519.99 ea
CA3TF	1973-76	Imp/BelAir/Cap	519.99 ea
C2029TF	1973-77	Caprice, wagon	519.99 ea
CA2TF	1977-79	hardtop	519.99 ea
CA83TF	1978-82	Impala, wagon	519.99 ea
CB9TF	1980-85	Imp cpe/седan	519.99 ea

**With Mirror Pockets**

C15912TF	1977-90	Caprice, wagon	519.99 ea
C15913TF	1977-90	Caprice, wagon	519.99 ea
C11052TF	1987-90	Caprice, sedan	519.99 ea
C11295TF	1991-94	Caprice, sedan	519.99 ea
C13083TF	1991-94	Caprice, wagon	519.99 ea
C14935TF	1995-96	Impala, sedan	519.99 ea
C15045TF	1995-96	Caprice, wagon	519.99 ea

**Poly cotton Car Cover**

Poly cotton vehicle covers are ideal for the classic enthusiast that just wants basic indoor protection with no bells or whistles. Poly cotton is a soft polyester cotton blend that feels and acts like a basic dress shirt. Wouldn't you want to leave your vehicle parked outside with this cover, but will help keep your vehicle protected from prying eyes while still being super breathable to allow any moisture or fumes to escape.

**Note:** \*With rack and wind deflector.

**Without Mirror Pockets**

C11032PD	1958	Bel Air, wagon	296.99 ea
C2033PD	1958	Imp sedan/conv	244.99 ea
C11357PD	1959	Bel Air, wagon	296.99 ea
C10487PD	1959-60	Impala, sedan	296.99 ea
C783PD	1959-60	all	296.99 ea
C112PD	1960-68	wagon	296.99 ea
C16122PD	1961-62	Imp hdtp/conv	296.99 ea
C14592PD	1963-64	Impala, sedan	296.99 ea
C16069PD	1963-64	2 dr conv/hdtp	296.99 ea
C27PD	1965-72	sedan/hdtp/conv	296.99 ea
C996PD	1969-72	Bel Air, wagon	296.99 ea
CA3PD	1973-76	Imp/BelAir/Cap	296.99 ea
C2029PD	1973-77	Caprice, wagon	296.99 ea
CA2PD	1977-79	hardtop	296.99 ea
CA83PD	1978-82	Impala, wagon	296.99 ea
CB9PD	1980-85	Imp cpe/седan	296.99 ea
C11052PD	1987-90	Caprice, sedan	296.99 ea

**With Mirror Pockets**

C15912PD	1977-90	Caprice, wagon	296.99 ea
C15913PD	1977-90	Caprice, wagon	296.99 ea
C112195PD	1991-94	Caprice, sedan	296.99 ea
C13083PD	1991-94	Caprice, wagon	296.99 ea
C14935PD	1995-96	Impala, sedan	296.99 ea
C15045PD	1995-96	Caprice, wagon	296.99 ea



**Reflectect Car Cover**

Reflectect® car covers provide great all-weather protection but are ideal for sunny climates. The Reflectect® vehicle covers are made from a silver urethane coated polyester fabric with a UV-reflective silver colored finish.


**Note:** \*With rack and wind deflector.

**Without Mirror Pockets**

C11032RS	1958	Bel Air, wagon	326.99 ea
C2033RS	1958	Imp sedan/conv	276.99 ea
C11357RS	1959	Bel Air, wagon	326.99 ea
C783RS	1959-60	all	326.99 ea
C10487RS	1959-60	hdtp/conv	326.99 ea
C996RS	1960-72	Bel Air, wagon	326.99 ea
C112RS	1960-68	wagon	326.99 ea
C16122RS	1961-62	Imp hdtp/conv	326.99 ea
C14592RS	1963-64	Impala, sedan	326.99 ea
C16069RS	1963-64	2 dr hdtp/conv	326.99 ea
C27RS	1965-72	sedan/hdtp/conv	326.99 ea
C2029RS	1973-77	Caprice, wagon	326.99 ea
CA3RS	1973-77	Imp/BelAir/Cap	326.99 ea
CA2RS	1977-79	Impala, Caprice	326.99 ea
CA83RS	1978-82	Impala, wagon	326.99 ea
CB9RS	1980-85	Imp cpe/седan	326.99 ea
C11052RS	1987-90	Caprice, sedan	326.99 ea

**With Mirror Pockets**

C15912RS	1977-90	Caprice, wagon	326.99 ea
C15913RS	1977-90	Caprice, wagon	326.99 ea
C12195RS	1991-94	Caprice, sedan	326.99 ea
C13083RS	1991-94	Caprice, wagon	326.99 ea
C14935RS	1995-96	Impala, sedan	326.99 ea
C15045RS	1995-96	Caprice, wagon	326.99 ea



**Ultratect Car Cover**

Covercraft Ultra™ car covers are made for durable outdoor protection with high-performance fabric at a moderate price. Developed from the need for a cover that would retain its color and strength in extended outdoor exposure, while providing a high degree of water resistance and UV protection at a reasonable price.

**Note:** \*With rack and wind deflector. Please add 2 digit color code when ordering.

**Without Mirror Pockets**

C11032	1958	Bel Air/wagon	453.99 ea
C2033	1958	Imp sedan/conv	385.99 ea
C11357	1959	Bel Air/wagon	453.99 ea
C10487	1959-60	hdtp/conv	453.99 ea
C783	1959-60	all	453.99 ea
C112	1960-67	wagon	453.99 ea
C16122	1961-62	Imp hdtp/conv	453.99 ea
C14592	1963-64	Impala, sedan	453.99 ea
C16069	1963-64	2 dr hdtp/conv	453.99 ea
C27	1965-72	sedan/hdtp/conv	453.99 ea
C996	1969-72	Bel Air/wagon	453.99 ea
CA3	1973-76	Imp/BelAir/Cap	453.99 ea
C2029	1973-77	Caprice, wagon	453.99 ea
CA2	1977-79	hardtop	453.99 ea
CA83	1978-82	Impala, wagon	453.99 ea
CB9	1980-85	Imp cpe/седan	453.99 ea

**With Mirror Pockets**

C15912	1977-90	Caprice, wagon	453.99 ea
C15913	1977-90	Caprice, wagon	453.99 ea
C11052	1987-90	Caprice, sedan	453.99 ea
C12195	1991-94	Caprice, sedan	453.99 ea
C13083	1991-94	Caprice, wagon	453.99 ea
C14935	1995-96	Impala, sedan	453.99 ea
C15045	1995-96	Caprice, wagon	453.99 ea



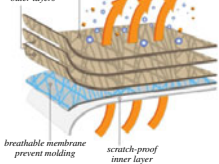


New!

# Full Size Car Covers



robustly bonded  
outer layers



breathable membrane  
prevent molding

scratch-proof  
inner layer



FB

black

FC

charcoal  
gray

FD

dark blue

FG

silver gray

FR

bright red

## Form-Fit Car Cover



Covercraft custom car covers provide a custom-fit design produced against OEM standards to ensure that their car covers will fit each vehicle with precision. Form-Fit® covers are the preferred vehicle cover for those with classic, luxury, or show cars that are stored indoors. The outer shell of our Form-Fit® covers is constructed with a superior woven knit polyester that has Lycra/Spandex® added to the yards to provide the stretch and memory. The inside features an ultra-soft sheared cotton fleece that provides the softest finish you can put on a vehicle designed to glide gently over your paint, chrome, and finish. Form-Fit® Car Covers are the most luxurious indoor custom car cover designed to fit snug, look amazing, and pamper your vehicles finish.

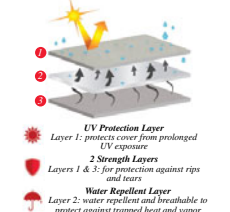
**Note:** \*With rack and wind deflector. Please add 2 digit color code when ordering.

### Without Mirror Pockets

FF11032	1958	Bel Air, wagon	628.99 ea
FF2033	1958	Imp sedan/conv	519.99 ea
FF11357	1959	Bel Air, wagon	628.99 ea
FF10487	1959-60	Imp sedan/hdtp	628.99 ea
FF783	1959-60	all	628.99 ea
FF112	1960-80	wagon	628.99 ea
FF16122	1961-62	Imp hdtp/conv	628.99 ea
FF14592	1963-64	Impala, sedan	628.99 ea
FF16069	1963-64	2 dr conv/hdtp	628.99 ea
FF27	1965-72	sedan/hdtp/conv	628.99 ea
FF996	1969-72	Bel Air, wagon	628.99 ea
FFA3	1973-76	Imp/BelAir/Cap	628.99 ea
FF2029	1973-77	Caprice, wagon	628.99 ea
FFA2	1977-79	hardtop	628.99 ea
FFA83	1978-82	Impala, wagon	628.99 ea
FFB9	1980-85	Imp cpe/sedan	628.99 ea

### With Mirror Pockets

FF15912	1977-90	Caprice, wagon	628.99 ea
FF15913	1977-90	Caprice, wagon	628.99 ea
FF11052	1987-90	Caprice, sedan	628.99 ea
FF12195	1991-94	Caprice, sedan	628.99 ea
FF13083	1991-94	Caprice, wagon	628.99 ea
FF14935	1995-96	Impala, sedan	628.99 ea
FF15045	1995-96	Caprice, wagon	628.99 ea



## 3-Layer Moderate Climate Car Cover



Covercraft custom car covers provide a custom-fit design produced against OEM standards to ensure that their car covers will fit each vehicle with precision. This car cover fabric features 3 layers of protection to provide much needed defense against the elements and is even specially treated with extra UV resistance. If you are looking for a great multi-layer car cover for your daily driver car when parking outdoors at the office, home, or store this is a great option for you. Not only will this custom car cover keep your vehicle protected, but it will help keep prying eyes out adding privacy and a theft deterrent.

**Note:** \*With rack and wind deflector.

### Without Mirror Pockets

C11032MC	1958	Bel Air, wagon	269.99 ea
C2033MC	1958	Imp, sedan/conv	222.99 ea
C11357MC	1959	Bel Air, wagon	269.99 ea
C10487MC	1959-60	Imp, hdtp/conv	269.99 ea
C783MC	1959-60	all	269.99 ea
C112MC	1960-68	wagon	269.99 ea
C16122MC	1961-62	Imp hdtp/conv	269.99 ea
C14592MC	1963-64	Impala, sedan	269.99 ea
C16069MC	1963-64	2 dr hdtp/conv	269.99 ea
C272C	1965-72	sedan/hdtp/conv	269.99 ea
C996C	1969-72	Bel Air, wagon	269.99 ea
C2029MC	1973-77	Caprice, wagon	269.99 ea
CA3MC	1973-77	Imp/BelAir/Cap	269.99 ea
CA2MC	1977-79	hardtop	269.99 ea
CA83MC	1978-82	Impala, wagon	269.99 ea
CB9MC	1980-85	Imp cpe/sedan	269.99 ea

### With Mirror Pockets

C15912MC	1977-90	Caprice, wagon	269.99 ea
C15913MC	1977-90	Caprice, wagon	269.99 ea
C11052MC	1987-90	Caprice, sedan	269.99 ea
C12195MC	1991-94	Caprice, sedan	269.99 ea
C13083MC	1991-94	Caprice, wagon	269.99 ea
C14935MC	1995-96	Impala, sedan	269.99 ea
C15045MC	1995-96	Caprice, wagon	269.99 ea

## 5-Layer Softback All Climate Cover



Covercraft custom car covers provide a custom-fit design produced against OEM standards to ensure that their car covers will fit each vehicle with precision. This all-climate soft back car cover fabric features 5 layers of protection to provide the best defense against the elements while being smooth against your paint finish. Each custom car cover also features reinforced non-scratch grommets with a soft felt backing, durable overlapped double stitched seams, and urethane elastic sewn into the front and rear hems for easy installation. The robust car cover layers also help add privacy to help keep prying eyes out of your vehicle while also serving as a theft deterrent. If parking in a garage this car cover works as a superior dust top to keep your vehicle looking its best. The softback lining paired with the robust multi-layer design also helps to reduce scuffs and minor dings from accidental bumps or storage accidents. Protect your vehicle with this premium soft back all-climate car cover from Covercraft.

**Note:** \*With rack and wind deflector.

### Without Mirror Pockets

C11032AC	1958	Bel Air, wagon	327.99 ea
C2033AC	1958	Imp sedan/conv	274.99 ea
C11357AC	1959	Bel Air, wagon	327.99 ea
C10487AC	1959-60	Imp sedan/hdtp	327.99 ea
C783AC	1959-60	all	327.99 ea
C112AC	1960-80	wagon	327.99 ea
C16122AC	1961-62	Imp hdtp/conv	327.99 ea
C14592AC	1963-64	Impala, sedan	327.99 ea
C16069AC	1963-64	2 dr conv/hdtp	327.99 ea
C272AC	1965-72	sedan/hdtp/conv	327.99 ea
C996AC	1969-72	Bel Air, wagon	327.99 ea
CA3AC	1973-76	Imp/BelAir/Cap	327.99 ea
C2029AC	1973-77	Caprice, wagon	327.99 ea
CA2AC	1977-79	hardtop	327.99 ea
CA83AC	1978-82	Impala, wagon	327.99 ea
CB9AC	1980-85	Imp cpe/sedan	327.99 ea

### With Mirror Pockets

C15912AC	1977-90	Caprice, wagon	327.99 ea
C15913AC	1977-90	Caprice, wagon	327.99 ea
C11052AC	1987-90	Caprice, sedan	327.99 ea
C12195AC	1991-94	Caprice, sedan	327.99 ea
C13083AC	1991-94	Caprice, wagon	327.99 ea
C14935AC	1995-96	Impala, sedan	327.99 ea
C15045AC	1995-96	Caprice, wagon	327.99 ea


# 1958-73 Full Size Carpet Sets

**FAST UPS DELIVERY!**  
Large "in stock" inventory!

**OEER AUTHORIZED**

Now Available with or without Optional Mass Backing!

Absolutely the highest quality reproduction carpet available! This Raylon is a revolutionary new carpet yarn utilizing modern textile chemistry to duplicate the appearance of original rayon carpet used on classic cars. All carpet sets include a correct reproduction heel pad and dimmer switch hole grommet. Jute padding is pre-attached to the underside of all carpet sets.



## FAQ: What Exactly is Mass Backing?

As part of the manufacturing process, a special latex coating is thermo-bonded to the back of the carpet to substantially increase the insulating and sound deadening properties of the basic carpet set. Then 36 oz. jute padding is attached to the underside of the carpet. Mass backing is available as an option for molded carpets only.

- Eliminates Fuzzing/Shedding of Fibers
- Molded to Fit Factory Floor Pan
- Great Abrasion Resistance
- Available in Original Factory Colors
- Prevents Color Fading
- OEER® Authorized!



Now Available  
with or without  
Mass Backing!

MADE  
IN  
USA

### Features:

- A color keyed heel pad dielectrically heat sealed onto the carpet
- Original style 36 oz. jute padding attached to the underside of the carpet

RESTORER'S  
CHOICE™




1971-76 style heel pad



1958-70 style heel pad



1977-85 style heel pad



02 - red 05 - gold 06 - turquoise 08 - blue  
48 - olive 57 - charcoal 25 - med. gray 38 - dk. olive  
67 - fawn 77 - copper

## 1958-62 Texudo Carpet

These carpet sets feature a color keyed heel pad, dimmer switch grommet, color matched binding, and 36 oz. jute padding. See chart for available colors.

Note: Please add 2 digit color code when ordering.

### Tailored (Cut & Sewn) Texudo Carpet 1959

B3940T	2 door hardtop/convertible..	429.99 set
B3823T	2 door sedan .....	429.99 set
B3951T	4 door hardtop .....	449.99 set
B3950T	4 door sedan .....	449.99 set
B3974T	El Camino .....	425.99 set


B3958T	2 door hardtop/convertible..	449.99 set
B3777T	2 door sedan .....	449.99 set
B3969T	4 door hardtop .....	449.99 set
B3968T	4 door sedan .....	449.99 set
B3953T	El Camino .....	449.99 set

### Molded Texudo Carpet

B161-62	2 door hardtop/convertible..	300.99 set
B8167T	2 door sedan .....	300.99 set
B8169T	4 door hardtop .....	300.99 set
B8168T	4 door sedan .....	300.99 set

### Molded Texudo Carpet with Mass Backing

B9166T	2 door hardtop/convertible..	426.99 set
B9167T	2 door sedan .....	426.99 set
B9169T	4 door hardtop .....	426.99 set
B9169T	4 door hardtop/turquoise ..	425.99 set
B9168T	4 door sedan .....	426.99 set



## 1958-64 Raylon Loop Carpet

These carpet sets feature a color keyed heel pad, dimmer switch grommet, color matched binding, and 36 oz. jute padding. See chart for available colors.

Note: Please add 2 digit color code when ordering.

### Tailored (Cut & Sewn) Loop Carpet 1958

B3975B	2 door hardtop/convertible..	181.99 set
B3976B	2 door sedan .....	188.99 set
B3977B	4 door hardtop .....	188.99 set
B3978B	4 door sedan .....	195.99 set

B3939B	2 door hardtop/convertible..	341.99 set
B3815B	2 door sedan .....	341.99 set
B3943B	4 door hardtop .....	362.99 set
B3942B	4 door sedan .....	362.99 set
B3973B	El Camino .....	341.99 set

B3959B	2 door hardtop/convertible..	362.99 set
B3778B	2 door sedan .....	362.99 set
B3960B	4 door hardtop .....	362.99 set
B3961B	4 door sedan .....	364.99 set
B3952B	El Camino .....	362.99 set

### Molded Loop Carpet

B1961-64	2 door hardtop/convertible..	188.99 set
B1965B	2 door hardtop - maroon .....	200.99 set
B1966B	2 door sedan .....	188.99 set
B1968B	4 door hardtop .....	199.99 set
B1967B	4 door sedan .....	199.99 set

## 1965-73 Raylon Loop Carpet

These carpet sets feature a color keyed heel pad, dimmer switch grommet, color matched binding, and 36 oz. jute padding. See chart for available colors.

Note: Please add 2 digit color code when ordering.

### Molded Loop Carpet

B65-70	2 door automatic .....	188.99 set
B2020B	2 door 4-speed .....	188.99 set
B16252B	2 door 4-speed .....	188.99 set
B2021B	4 door models .....	188.99 set

B1723B	2 door model .....	188.99 set
B1743B	4 door hardtop .....	199.99 set
B1744B	4 door sedan .....	199.99 set

### Molded Loop Carpet with Mass Backing

B61-64	2 door hardtop/convertible..	272.99 set
B2965B	2 door 4-speed .....	272.99 set
B2966B	2 door sedan .....	272.99 set
B2968B	4 door hardtop .....	283.99 set
B2967B	4 door sedan .....	283.99 set

B3020B	2 door model .....	272.99 set
B26252B	2 door 4-speed .....	272.99 set
B3021B	4 door models .....	272.99 set

B1723B	2 door model .....	272.99 set
B2743B	4 door hardtop .....	283.99 set
B2744B	4 door sedan .....	283.99 set



# 1974-96 Full Size Carpet Sets

## 1974-96 100% Nylon Cut Pile Carpet

Our OER® Authorized carpet is manufactured to replicate the original style cut pile carpet. This premium, 100% nylon carpet is made using 40% more top quality nylon than standard cut pile and is 50% heavier in weight for greater durability and a more luxurious feel. Each carpet set is heat stamped, preformed and trimmed to fit your floor pan the way the factory intended! This all new carpet eliminates the problems of poor abrasion resistance and shedding of fibers,

while providing excellent protection against color fading, offering a level of durability previously unavailable.

**Important:** Dimmer switch grommet included for 1974-75 cut pile carpet. 1976 models do not require a dimmer switch grommet.

**Note:** Please add 2 digit color code when ordering.



### Features:

-  A color keyed heel pad dielectrically heat sealed onto the carpet
-  Original style 36 oz. jute padding attached to the underside of the carpet



### FAQ: What Exactly is Mass Backing?

As part of the manufacturing process, a special latex coating is thermo-bonded to the back of the carpet to substantially increase the insulating and sound deadening properties of the basic carpet set. Then 36 oz. jute padding is attached to the underside of the carpet. Mass backing is available as an option for molded carpets only.

#### Molded Nylon Cut Pile Carpet - Standard Backing


<b>1974-76</b>	
B1723P	2 door model..... 188.99 set
B1743P	4 door hardtop..... 199.99 set
B1744P	4 door sedan..... 199.99 set
<b>1977-81</b>	
B1803P	2 door model..... 178.99 set
B1804P	4 door model..... 178.99 set
B1804P	4 door model..... 149.99 set
<b>1982-85</b>	
B1817P	2 door model..... 178.99 set
B1804P	4 door model..... 178.99 set
<b>1986-90</b>	
B1818P	Caprice..... 178.99 set
<b>1991-96</b>	
B1537P	Caprice..... 178.99 set
<b>1994-96</b>	
B10613P	Impala SS..... 178.99 set

#### Molded Nylon Cut Pile Carpet - Mass Backing

<b>1974-76</b>	
B2723P	2 door model..... 251.99 set
B2743P	4 door hardtop..... 262.99 set
B2744P	4 door sedan..... 241.99 set
<b>1977-81</b>	
B2803P	2 door model..... 251.99 set
B2804P	4 door model..... 251.99 set
<b>1982-85</b>	
B2817P	2 door model..... 251.99 set
B2804P	4 door model..... 251.99 set
<b>1986-90</b>	
B2818P	Caprice..... 251.99 set
<b>1991-96</b>	
B2537P	Caprice..... 251.99 set
<b>1994-96</b>	
B20613P	Impala SS..... 251.99 set

# Sill Plates and Carpet Insulation

**OE** AUTHORIZED



B5263 - installed



4474766 - detail



9870980 - detail



581SP



4754349



B5263



4474766



153044



9873980

## 1958-87 Door Opening Sill Plates

Reproduction door sill plates for 1958-87 full size Chevrolet and 1959-60 El Camino models. Each sill plate is correctly stamped in bright finished aluminum to factory specifications for an original fit and appearance. These OE style sill plates also feature the correct "Body by Fisher" emblem.

581SP	1958	2 door.....	74.99 pr
4754349	1959-60	2 door.....	83.99 pr
4754349	1959-60	El Camino.....	83.99 pr
B5263	1961-64	2 door.....	76.99 pr
B61644	1961-64	4 door.....	104.99 set
4474767	1965-70	2 door - LH.....	39.99 ea
4474766	1965-70	2 door - RH.....	39.99 ea
153044	1965-70	4 door.....	129.99 set
9873980	1971-76	2 door - LH or RH.....	42.99 ea
1708510	1977-87	2 door - LH and RH.....	119.99 pr

**OE**



R493

## 1958-70 Door Sill Plate Screws

Original type chrome screws used to mount the sill plates. Includes 8 10 chrome Phillips head screws. Also for headlamp bezels and other miscellaneous uses.

R493	1958-64	set of 10.....	4.99 set
R492	1965-70	set of 10.....	4.99 set

Replace your sound deadener with original style carpet underlay. Protect your carpet and eliminate noise!



M11238

**USA**

## 1958-96 OE Style EVA Sound Deadener

This high-quality asphalt/limestone composition carpet sound deadener is the same material supplied from the factory. It is used to reduce road noise and act as a barrier against outside temperature extremes. Each sound deadener set is die-cut for your specific model and contains all the necessary pieces to complete the entire floor pan section of the vehicle. Made in USA.


Note: Shipped overweight.

### Pre-Cut Set

M11236	1959	Bel Air	7 piece.....	47.99 set
M11237	1959-60	Biscayne	7 piece.....	47.99 set
M11238	1959-60	Impala	7 piece.....	47.99 set
M11250	1960	Bel Air	7 piece.....	47.99 set
M10127	1961-64	Impala	12 piece.....	96.99 set
M10112	1965-70	Impala	9 piece.....	96.99 set
M10120	1971-76	Impala	8 piece.....	96.99 set

### Cut-to-Fit Sheet

M10367	1958-96	69" x 54" sheet.....	41.99 ea
--------	---------	----------------------	----------



P10112

**USA**

## 1959-76 Carpet Sound Deadener

Quality replacement style sound deadener for various 1959-76 full size models. It is used to eliminate noise and acts as a barrier against outside heat and cold. Photo is shown in correct configuration. Made in USA.

Note: Shipped overweight.

P10125	1959-60	.....	62.99 set
P10127	1961-64	.....	62.99 set
P10112	1965-70	.....	59.99 set
P10120	1971-76	.....	59.99 set

**OE** AUTHORIZED



BC26



BC27

## Under Carpet Jute Padding

Classic Industries® carpet includes original style jute padding attached to the underside of each carpet set. When factory jute padding just isn't enough, we offer additional jute for extra padding and interior comfort. Additional jute padding will help eliminate noise from under the floor pans too. 30 ounce jute. Comes in full size piece for interior. Some trimming required. Made in USA.

Note: Sample of front and back jute padding shown.

BC26	1959-60.....	38.99 ea
BC27	1961-64.....	38.99 ea
BC28	1965-70.....	38.99 ea
BC29	1971-76.....	38.99 ea

**New!**

**OE**



DE050100



DE050120

## Under Carpet Noise Barrier

3/8" thick 1 lb. per sq. ft. of mass loaded barrier material bonded to a layer of marine grade acoustic foam. Intended for use as a second layer of insulation. Combined with a layer of Boom Mat to produce the quietest ride possible. Use on floor boards, trunk floors, inner wheel wells, and transmission tunnels. Great for vehicles with powerful sound systems.

Standard	24" x 54".....	61.99 ea
DE050100	48" x 54".....	119.99 ea

### Leather Lank

DE050120	24" x 48".....	82.99 ea
DE050121	48" x 48".....	164.99 ea

# Interior Insulation Sets



RB284



RB285



RB286



RB289



RB290

## 1958-70 Firewall Pad



Replacing the firewall pad can help eliminate noise and heat in your full size Chevrolet's interior. Keep your interior quiet and cool by replacing your worn or missing original firewall pad with this quality reproduction. Includes mounting clips when applicable. Made in USA.

RB284	1958	all	59.99 ea
RB285	1959-60	all	59.99 ea
RB286	1961-62	all	59.99 ea
RB289	1963-64	all	59.99 ea
RB287	1965-67	with AC	59.99 ea
RB288	1965-67	without AC	51.99 ea
RB290	1968	without AC	57.99 ea
RB291	1969-70	without AC	51.99 ea

**USA AUTHORIZED**



377745



3824795



3824795



3856953

## 1961-68 Firewall Carpet Guard

Reproduction firewall carpet guards for full size Chevrolet models. Manufactured in ABS plastic as original to factory specifications for a perfect fit and authentic appearance. The firewall carpet guard is located at the base of the steering column and gives that original factory finished look under the dash. Available for manual and automatic transmissions. Mounting screws included.

377745	1961-62	manual	39.99 ea
377746	1961-62	auto	44.99 ea
3824795	1963-64	manual	44.99 ea
3824796	1963-64	auto	44.99 ea
3856953	1965-66	all	49.99 ea
3899593	1967-68	all	39.99 ea

**New!**



## 1959-70 Insulation/Sound Deadener Set



Flatline Barriers is the new leader in automotive thermal acoustic insulation products for Chevrolet full size models. Utilizing cutting edge technology and materials to significantly reduce unwanted sound and heat. It's lighter than the competition but packs the same punch in sound and heat control properties. Sets are pre-cut for easy installation.

### Full Interior Sets

TABB5016	1959-60	coupe	340.99 set
TABB5017	1959-60	convertible	229.99 set
TABB5021	1961-64	coupe	340.99 set
TABB5022	1961-64	convertible	239.99 set
TABB5026	1965-70	coupe	340.99 set
TABB5027	1965-70	convertible	260.99 set

### Individual Components

<b>Floor Insulation</b>			
TABB5013	1959-60	all	188.99 set
TABB5018	1961-64	all	186.99 set
TABB5023	1965-70	all	186.99 set

<b>Roof Panel Insulation</b>			
TABB5030	1959-60	all	89.99 set
TABB5029	1961-64	all	89.99 set
TABB5028	1965-70	all	89.99 set

<b>Door Insulation</b>			
TABB5014	1959-60	all	136.99 set
TABB5019	1961-64	all	136.99 set
TABB5024	1965-70	all	136.99 set

<b>Trunk Insulation</b>			
TABB5015	1961-64	all	136.99 set
TABB5025	1965-70	all	188.99 set

**USA AUTHORIZED**

## Firewall Pad Retainer Clips

Reproduction plastic push-in firewall pad retainer clips used to attach the pad to the firewall. Dimensions 1" head x 7/16" diameter x 1-7/16" length. Quantities vary by model, use as needed.



K1118

7642589	individual	99 ea
K1117	set of 7	5.99 set
K1118	set of 9	7.99 set
K1119	set of 12	10.99 set




## Firewall Pad Retainer Clip

OER® firewall carpet guard fasteners for various 1962-72 GM models. These fasteners will help keep your carpet guard and carpet in their proper position. Measures: 7/16" x 1-1/2".

<b>Plastic Retainer</b>			
3764424	1962-72	individual	3.99 ea
<b>Rubber Retainers</b>			
3868790	1962-72	individual	2.69 ea
KW272A	1962-72	set of 4	7.99 set

# Interior Insulation Sets



- #1 Rated Automotive Thermal & Sound Insulator
- Reduces Firewall/Tunnel Heat By Over 40%
- Blocks Exhaust Drone from Entering Interior
- HushMat Ultra Bonds to Every Surface
- Creates A 10 dB Barrier to Road & Engine Noise
- Performs In Temperatures Up to 550 Degrees F
- One Step Peel and Stick Application
- Flexible in All Climates - Molds &Contours Easily



HM300

## Ultra Insulation

### Starter Set

Four 12" x 12" sheets available in either black or silver, 4.1 square feet (1.25 square meters). A starter set is perfect for single panel treatment or small jobs.

- HM250 silver 4 piece..... 29.99 set
- HM251 black 4 piece..... 29.99 set

### Door Set

Ten 12" x 12" sheets available in either black or silver, 10.1 square feet (3.1 square meters). A door set is designed to effectively treat two doors. Treat the inside of the outer door skin, door frame and back of the door trim panel. Replace that cheap metal, rattling noise with a solid sound when you close your doors.

- HM200 silver 10 piece..... 79.99 set
- HM201 black 10 piece..... 79.99 set

### Trunk Set

Ten 12" x 23" sheets available in either black or silver, 19.1 square feet (5.8 square meters). A trunk set is designed to effectively treat the trunk floor, spare tire well, quarter panels and rear deck of a vehicle. Helps reduce interior noise typically caused by performance exhaust systems.

- HM300 silver 10 piece..... 129.99 set
- HM301 black 10 piece..... 129.99 set

### Floor/Firewall Set

Twenty 12" x 23" sheets available in either black or silver, 39 square feet (11.8 square meters). A floor/firewall set is designed to treat the firewall, floor panel and transmission tunnel. This eliminates vibration noise caused by the engine and road surfaces and reduces the heat transfer from the engine and transmission.

- HM400 silver 20 piece..... 229.99 set
- HM401 black 20 piece..... 229.99 set

### Bulk Set

Thirty 12" x 23" sheets available in either black or silver, 58.7 square feet (17.9 square meters). A bulk set is enough to treat an entire midsize or smaller vehicle.


- HM500 silver 30 piece..... 299.99 set
- HM501 black 30 piece..... 299.99 set



## Quiet Foam Tape

HushMat products are the #1 rated sound deadening and thermal insulation material available. Simple to use, cuts with scissors and just peel and stick. HushMat's incredible adhesive technology makes this product a must in every tool box. Even better, you can unwind the tape after use and reuse it without loss of adhesion!

- 111280300 1" x 20' roll..... 19.99 ea



- Absorbs High Frequency Airborne Noise
- Lightweight Synthetic Rubber Foam
- Soft, Flexible and Highly Compressible
- Moisture Repellent
- Thermal Insulation Up to 300 Degree F
- Aggressive Adhesion
- One Step Peel and Stick Application



## Sound Absorbing Foam

### 1/8" Foam

Includes: two 23" x 36" sheets of 1/8" HushMat Silencer Megabond foam. Great for glove boxes, kick panels, or pillar trim to eliminate squeaks and rattles.

- HMF01 1/8"..... 112.99 set

### 1/4" Foam

Includes: two 23" x 36" sheets of 1/4" HushMat Silencer Megabond foam. Apply directly on backs of door panels, headliners, or under package trays.

- HMF02 1/4"..... 149.99 set

### 1/2" Foam

Includes: four 12" x 23" sheets of 1/2" HushMat Silencer Megabond foam. Great for firewall, transmission tunnel, floor, and trunk applications. Makes an excellent replacement for traditional jute.

- HMF03 1/2"..... 172.99 set



## Ultra-Lite Insulating Mat

Ultra-Lite insulating mat was designed with the racer in mind. The new Heat Terminator is made of the highest quality insulating materials available today. The material is made of a highly textured aluminum composite surface on the one side, with a high temp silica felt center and a durable Mylar composite facing. The Heat Terminator uses Thermal Conduction Technology (TCT), developed by Thermo-Tec, and is available in six popular sizes.

- TT1133 8" x 12"..... 69.99 ea
- TT1134 10" x 18"..... 99.99 ea
- TT1135 18" x 18"..... 106.99 ea
- TT1136 18" x 24"..... 125.99 ea
- TT1137 24" x 24"..... 127.99 ea
- TT1138 24" x 36"..... 126.99 ea



## Small to Mid-Size Vehicle Set Includes:

- 25 sq. ft. of Boom Mat Damping Material
- 35 sq. ft. of Under Carpet Lite (6 ft. x 70 in.)

## Full Size Vehicle Set Includes:

- 41.7 sq. ft. of Boom Mat Damping Material
- 58.3 sq. ft. of Under Carpet Lite (10 ft. x 70 in.)

## Boom Mat All-In-One Interior Set

Take the guesswork out of thermal and acoustic control with this all-in-one part number! Introducing a simple and cost effective, universal fit, sound deadening and thermal insulation set. Each set includes enough material for your vehicle, which includes one 18 oz. can of Boom Mat Spray-On. A three step process for the best interior comfort from heat and noise.

Sets	
Small to Mid-Size	
DE050500	258.99 set
Full Size	
DE050499	359.99 set

Individual Components	
Under Carpet Lite	
DE050110 24" x 70"	37.99 ea
DE050111 48" x 70"	81.99 ea
Vibration Damping 12-1/2" x 12" x 2mm	
DE050200 2 sheets	16.99 ea
DE050202 4 sheets	30.99 ea
DE050204 8 sheets	47.99 ea
Vibration Damping 12-1/2" x 24" x 2mm	
DE050206 6 sheets	78.99 ea
DE050210 10 sheets	111.99 ea
DE050212 20 sheets	226.99 ea
Vibration Damping 12-1/2" x 24" x 4mm	
DE050221 2 sheets	46.99 ea
DE050222 5 sheets	98.99 ea
DE050223 10 sheets	166.99 ea
DE050224 15 sheets	250.99 ea



## New! Moldable Noise Barrier

The Boom Mat Moldable Barrier is a highly flexible 5lb/ft2 sound and moisture barrier designed to conform to the shape of the more intricate areas of your vehicle. Easily install with the aid of a heat gun.


- DE050103 24" x 54"..... 54.99 ea

## D-Mat Sound Absorbing Insulation

DEI D-Mat advanced thermal acoustic insulation. This flexible and compressible material withstand temperatures up to 365 degrees and can be installed nearly anywhere in the interior of your vehicle. Use behind headliners, sail panels, and package trays and see up to a 65% reduction in heat transfer.

- DE050410 40" x 60"..... 26.99 ea
- DE050411 70" x 60"..... 46.99 ea

# Firewall Pads/Insulation



## Insulating Mat by THERMO-TEC

Battle excessive heat and noise that penetrate the driver compartment through the firewall and floorboards. The highly reflective Mylar reflects heat away from surfaces, while the foil side is orientated away from the heat source to conduct any penetrating heat across its surface thus providing the ultimate in heat protection. The silica blanketing is a dual density composite and is the main sound insulator. Easy to trim and can be applied with the push-in fasteners provided or any weatherstrip adhesive. Two sizes to fit your individual needs.

TT1005	24" x 48"	36.99 ea
TT1006	48" x 48"	67.99 ea



## Adhesive Heat Barrier™

Adhesive backed, this Heat Barrier™ protects parts and components from radiant heat. Made up of woven silica with a flexible aluminumized finish. The surface of the material is capable of withstanding radiant temperatures in excess of 2000 degree F. The adhesive backed composite construction material can easily be applied to any surface or wrapped around a hose or wire to make a clean professional appearance.

TT1003	12" x 12"	11.99 ea
TT1004	12" x 24"	19.99 ea
TT1049	24" x 36"	55.99 ea
TT1050	24" x 48"	73.99 ea



## Super Sonic Acoustical Mat

This high-quality mat offers superior sound dampening control to reduce road noise, rattles, engine noise, and any other noises that are bothersome. The high density polyethylene film with an aluminum foil composite is abrasion and tear resistant. The gray film provides structural integrity and strength, allowing the material to bend, move, and return to shape even under tension forces. The product is 70 mil in thickness, contains a high temperature adhesive backing, and is easy to trim and fit. The rubberized compound is applied with the high temperature adhesive to absorb all those out of control noises.

TT14700	12" x 12"	2 piece	18.99 pr
TT14710	36" x 24"	1 piece	32.99 ea
TT14720	36" x 60"	1 piece	67.99 ea

## Thermo-Guard FR

Thermo-Guard FR is a lightweight, durable shield that does everything: reduces sound, absorbs vibration, protects from radiant heat and provides an extra layer of insulated padding. The product features 100% polyester fiber felt that provides sound and comfort control and a high tech foil heat barrier that blocks more than 90% of radiant heat. Easy to apply and can be trimmed to fit anywhere. Available in two sizes with one or two foil sides. Designed to be applied with Thermo-Tec's Heavy-Duty Spray Adhesive.

TT1055	24" x 48"	1 foil side	27.99 ea
TT1056	48" x 72"	1 foil side	55.99 ea
TT1057	48" x 72"	2 foil sides	76.99 ea

## Suppressor Acoustical and Heat Control Mat

The Suppressor is ideal when both sound and radiant heat control is needed. In addition to the polyethylene film, the foil surface provides direct protection from radiant heat. Great for areas like firewalls, floorboards or doors. The Suppressor is also 70 mil in thickness, contains a high temperature adhesive backing, and is easy to trim and fit.

TT14600	12" x 12"	2 piece	15.99 pr
TT14610	36" x 24"	1 piece	29.99 ea
TT14620	36" x 60"	1 piece	62.99 ea

## Under Carpet Heat Shield & Sound Deadener

Make the inside of your Impala quieter and cooler with this under carpet combination heat shield and sound deadener. Made from fire resistant and sound absorbing fibers, then covered with heat reflecting foil these add a great deal of comfort to your vehicles interior. Cut-to-fit with household scissors.

Note: This is a recommended addition when purchasing a new carpet kit.

CMD1003	4' x 6'	35.99 ea
---------	---------	----------



## Xtreme Bulk Pack

Dynamat Xtreme is the highest efficiency energy conversion sound deadener available. Xtreme unique chemistry uses a space age self-adhesive synthetic rubber with a heavy 4 mil aluminum constraining layer to absorb noise energy. At only 1/16" thick, the super sticky adhesive and foil stretches and conforms to fit your vehicle like a glove. Dynamat Xtreme can be also used for trunk lids, roofs, quarter panels, and under the hood. The Xtreme bulk pack contains 9 sheets (18" x 32") or 36 square feet of 1/16" insulation. Made in USA.

<b>Sound Deadener</b>			229.99 ea
DM261	Xtreme Bulk Pk		
<b>Installation Accessories</b>			
DM262	Dynaroller		11.99 ea
DM260	DynaTape 30' roll		10.99 ea



## HiTemp Spray Adhesive

DEI Boom Mat Hi-Temp Spray Adhesive provides high strength adhesion that bonds a wide variety of DEI Boom Mat Products. Ideal for the installation of DEI Heat Screen, D-Mat, Under Carpet, and UC Lite.

DE050490	10 oz. net weight can	15.99 ea
----------	-----------------------	----------



## Boom Mat Tape

Boom Mat Tape is a 2mm butyl damping material with a black aluminum facing. Use on seams, gaps, and for spot coverage.

DE050215	20" x 20' roll	22.99 ea
----------	----------------	----------



## Boom Mat Spray-on Acoustic Insulation

Boom Mat Spray-on thermal acoustic insulation reduces unwanted noise, vibration, and heat. It can be applied in multiples layers and dries in under 100 seconds. Covers approximately 20 sq. ft. and is VOC compliant in all 50 states.

DE050220	18 oz. net weight can	11.99 ea
----------	-----------------------	----------



## Heavy-Duty Spray Adhesive

Heavy-Duty Spray Adhesive is the answer when you need a quick drying, long-lasting spray adhesive for a high temperature application. Extra strong contact style adhesive sets quickly, and lasts even in high temperature situations. Use with Thermo-Guard FR, Cool-It Insulating Mat, Aluminumized Heat Barrier and more. Comes in a large 16 oz. spray can.

Note: Shipped within the continental U.S. only. Shipped ground only.

TT12005	16 oz. can	19.99 ea
---------	------------	----------

## Seam Tape

Seam tape consist of a two layer, highly reflective foil with a special acrylic adhesion system. This flame retardant tape is highly puncture proof, tear resistant, and features superior adhesion even under the most extreme conditions.

TT1124	2" x 30' roll	19.99 ea
--------	---------------	----------

# Interior Insulation Sets



AS473

## 1958-70 Roof Insulation Set

Keep your vehicle free from unwanted noise from the roof area with a roof insulation set. Available for most years and models. Made in USA.

### 2 Door Hardtop and Sedan

AS469	1958	166.99 set
AS470	1959-60	166.99 set
AS471	1961-62	166.99 set
AS472	1963-64	166.99 set
AS473	1965-70	166.99 set

### 4 Door Hardtop and Sedan

AS477	1958	166.99 set
AS595	1959-60	166.99 set
AS596	1961-62	166.99 set
AS597	1963-64	166.99 set
AS598	1965-70	166.99 set

### 4 Door Wagon

AS481	1958	233.99 set
AS482	1959-60	282.99 set

### 2 Door Wagon

AS486	1958	233.99 set
AS593	1959-60	233.99 set

### Sedan Delivery

AS490	1959-60	282.99 set
AS599	1965-70	282.99 set



AS495

## 1958-70 Cowl/Dash Insulation Set

Designed to keep the noise out and available for nearly all models from 1958 through 1970. Fits cowl area and front dash. Made in USA.

### 2 Door Hardtop and Sedan

AS494	1958	116.99 set
AS495	1959-60	116.99 set
AS496	1961-62	116.99 set
AS497	1963-64	116.99 set
AS498	1965-70	116.99 set

### 4 Door Hardtop and Sedan

AS510	1958	116.99 set
-------	------	------------

### 2 Door Wagon

AS514	1958	116.99 set
AS594	1959-60	116.99 set

### Convertible

AS502	1958	116.99 set
AS503	1959-60	116.99 set
AS504	1961-62	116.99 set
AS505	1963-64	116.99 set
AS506	1965-70	116.99 set

### 4 Door Wagon

AS518	1958	116.99 set
AS519	1959-60	116.99 set

### Sedan Delivery

AS523	1959-60	116.99 set
-------	---------	------------

## Stage 1 Dynamat® Damper Pads

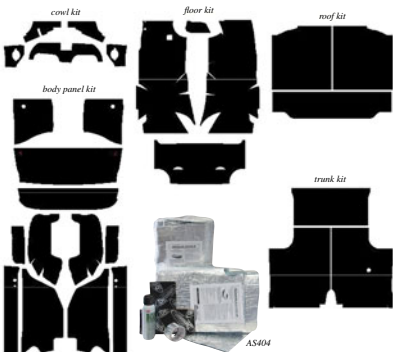


The first stage consists of pre-trimmed, self-adhesive, Sound Damper Pads, bonded to strategically located trouble spots on the floor pan and roof of the vehicle to control body panel vibration and noise. These spots are mapped and labeled in detailed instructions which are included in the kit.

## Stage 2 Heat Shield/Barrier Panels



The second stage uses a high-tech absorber/barrier material, bonded to the body panels, to both sound deaden and insulate the vehicle from radiant heat penetration from the engine and road. Each absorber panel is cut to the correct shape and contour and is mapped and labeled in the detailed instructions.



## 1958-70 Impala and Full Size Insulation Set

Designed to keep the noise out and available for nearly all models from 1958 through 1970. Fits cowl area and front dash. Made in USA.

### 2 Door Hardtop and Sedan

AS494	1958	116.99 set
AS495	1959-60	116.99 set
AS496	1961-62	116.99 set
AS497	1963-64	116.99 set
AS498	1965-70	116.99 set

### 4 Door Hardtop and Sedan

AS510	1958	116.99 set
-------	------	------------

### 2 Door Wagon

AS514	1958	116.99 set
AS594	1959-60	116.99 set

### Convertible

AS502	1958	116.99 set
AS503	1959-60	116.99 set
AS504	1961-62	116.99 set
AS505	1963-64	116.99 set
AS506	1965-70	116.99 set

### 4 Door Wagon

AS518	1958	116.99 set
AS519	1959-60	116.99 set

### Sedan Delivery

AS523	1959-60	116.99 set
-------	---------	------------

## 1958-70 Impala and Full Size Insulation Set

This two stage insulation and sound damping system gives vehicles the "quiet riding comfort" of modern vehicles. AcoustiShield sets are designed on current "state-of-the-art" auto acoustic technology to insulate and control the noise, vibration and heat in the passenger cabin. Complete sets include: floor, doors, roof (exc. convertible), body, cowl, and trunk insulation, Dynamat damper pads, spray adhesive, sealing tape, and instructions. Also available in individual sets.

Note: AcoustiShield sets are shipped ground only.

### 2 Door Hardtop and Sedan

AS403	1958	933.99 set
AS404	1959-60	933.99 set
AS405	1961-62	933.99 set
AS406	1963-64	933.99 set
AS407	1965-70	933.99 set

### 4 Door Hardtop and Sedan

AS411	1958	1003.99 set
-------	------	-------------

### 2 Door Wagon

AS423	1958	1091.99 set
AS591	1959-60	1108.99 set

### Convertible

AS415	1958	779.99 set
AS416	1959-60	779.99 set
AS417	1961-62	779.99 set
AS418	1963-64	779.99 set
AS419	1965-70	779.99 set

### 4 Door Wagon


AS427	1958	1144.99 set
AS428	1959-60	1177.99 set

### Sedan Delivery

AS432	1959-60	1139.99 set
-------	---------	-------------




# Interior Insulation Sets



## 1958-70 Floor Insulation Set

You may have installed carpet underlay in your Impala, but you might want added insulation that can help keep additional road noise out and protect your floor pan additionally from harsh elements that can seep through. This set includes enough insulation for the entire floor section. Made in USA.

<b>2 Door Hardtop and Sedan</b>	
AS436 1958.....	298.99 set
AS437 1959-60.....	298.99 set
AS438 1961-62.....	298.99 set
AS439 1963-64.....	298.99 set
AS440 1965-70.....	298.99 set
<b>4 Door Hardtop and Sedan</b>	
AS452 1958.....	298.99 set
<b>2 Door Wagon</b>	
AS456 1958.....	298.99 set
AS592 1959-60.....	298.99 set
<b>Convertible</b>	
AS444 1958.....	298.99 set
AS445 1959-60.....	298.99 set
AS446 1961-62.....	298.99 set
AS447 1963-64.....	298.99 set
AS448 1965-70.....	298.99 set
<b>4 Door Wagon</b>	
AS460 1958.....	298.99 set
AS461 1959-60.....	298.99 set
<b>Sedan Delivery</b>	
AS465 1959-60.....	298.99 set



## 1958-70 Body Panel Insulation Set

One way to keep your vehicle quiet is by adding this all new body insulation set to your Impala or full size model. Designed to keep the noise out and available for nearly all models from 1958 through 1970. Fits interior rear seat panel and side wheel section. Made in USA.

<b>2 Door Hardtop and Sedan</b>	
AS527 1958.....	150.99 set
AS528 1959-60.....	150.99 set
AS529 1961-62.....	150.99 set
AS530 1963-64.....	150.99 set
AS531 1965-70.....	150.99 set
<b>4 Door Hardtop and Sedan</b>	
AS544 1958.....	150.99 set
<b>2 Door Wagon</b>	
AS548 1958.....	198.99 set
AS536 1959-60.....	217.99 set
<b>Convertible</b>	
AS535 1958.....	150.99 set
AS537 1959-60.....	150.99 set
AS538 1961-62.....	150.99 set
AS539 1963-64.....	150.99 set
AS540 1965-70.....	150.99 set
<b>4 Door Wagon</b>	
AS552 1958.....	182.99 set
AS553 1959-60.....	182.99 set
<b>Sedan Delivery</b>	
AS557 1959-60.....	217.99 set



## 1958-70 Firewall Insulator

Each quality firewall insulator is year, make, and model specific so that it fits just like the original. They are molded to fit over the transmission hump and into the heater well. Sporting unmatched craftsmanship, firewall insulators are made with the highest quality materials available. Includes mounting pins. Made in USA.

BW04 1958 all.....	335.99 ea
BW05 1959-60 all.....	335.99 ea
BW06 1961-62 all.....	354.99 ea
BW07 1963-64 Impala only.....	335.99 ea
BW08 1965-66 all.....	275.99 ea
BW09 1969-70 Impala only.....	218.99 ea

## 1958-70 Trunk/Cargo Insulation Set

Designed to keep the noise out to a minimum and protect the trunk area. Includes a complete set of insulation to cover the complete trunk area. Made in USA.

<b>2 Door Hardtop and Sedan</b>	
AS561 1958.....	182.99 set
AS562 1959-60.....	182.99 set
AS563 1961-62.....	182.99 set
AS564 1963-64.....	182.99 set
AS565 1965-70.....	182.99 set
<b>4 Door Hardtop and Sedan</b>	
AS577 1958.....	182.99 set
<b>2 Door Wagon</b>	
AS581 1958.....	233.99 set
<b>Convertible</b>	
AS569 1958.....	182.99 set
AS570 1959-60.....	182.99 set
AS571 1961-62.....	182.99 set
AS572 1963-64.....	182.99 set
AS573 1965-70.....	182.99 set
<b>4 Door Wagon</b>	
AS585 1958.....	233.99 set
AS586 1959-60.....	233.99 set
<b>Sedan Delivery</b>	
AS590 1959-60.....	233.99 set



## Universal Door Insulation Set

Universal door damper/barrier insulation set for various 2 door models. The aluminum barrier insulation installs on the structure of the door frame and interior panel. Prevents wind, moisture, road noise and radiant heat to your vehicle. Includes two 30" x 40" sheets of aluminum insulation, six 2" x 24" strips of Dynamat Extreme material, one roll of double sided adhesive foam tape and illustrated instructions.

AS132 universal.....	77.99 set
----------------------	-----------



## Damper Pad Strips

Keep your insulation where it belongs by using these damper strips. Designed to allow placement of insulation.

AS130 6 piece - 3" x 24" ea.....	59.99 set
----------------------------------	-----------

# Impala Floor Mats


New!



PK111E01



close up of logo



## 1958-70 Bow Tie Loop Floor Mats

Defend the floor of your classic against dirt, mud and filth with these beautiful loop carpet floor mats. These slick custom embroidered floor mats are manufactured using the exact same high-quality material also used in our reproduction carpet sets. Sets include 2 fronts and 2 rears. Manufactured with 80/20 Raylon blend loop carpet and feature a non-skid backing.

Note: Please add two digit color code when ordering.

PK111M 1958-70 with red Bow Tie only ..... 167.99 set



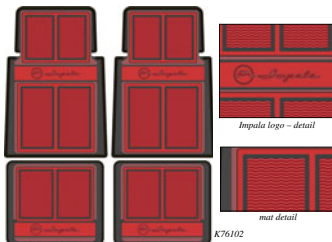
K76101



Impala logo - detail



mat detail



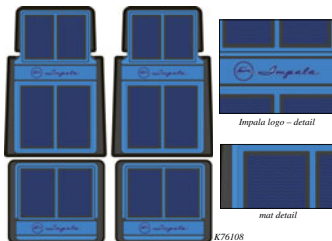
K76102



Impala logo - detail



mat detail



K76108



Impala logo - detail



mat detail

## 1958-96 Impala Logo Mats



Compliment your interior and protect your carpet from harsh weather with high-quality rubber floor mats which features the Impala insignia in bold letters on the front face of the floor mat. These beautiful mats can be installed on all Impala models. Includes a complete set of front and rear mats.


K76101 1958-96 black ..... 129.99 set  
 K76102 1958-96 red ..... 129.99 set  
 K76108 1958-96 blue ..... 129.99 set

# OEM Style Rubber Floor Mats

If you've ever searched for the original GM early model accessory floor mats for your Impala, Bel Air, or Biscayne then you know how difficult they are to find! Classic Industries® has what you need! OER® manufactures reproduction floor mats that feature the embossed Bow Tie emblem on both front and rear mats. Each mat is produced to factory specifications. This superior quality reproduction is manufactured with high grade rubber and original style grains and colors! Also features the original type carpet grips on the bottom of each mat to help keep the mats in place without slippage. You won't be able to tell these apart from the originals... Guaranteed!

gm RESTORATION

OER®




Featuring the correct molded white Bow Tie logo on both front and rear mats.

M63002




Bow Tie logo - detail



M63003



Bow Tie logo - detail



black

red

light blue

medium blue



dark blue

dark green

fawn

MADE IN USA

## 1963-64 Chevrolet Bow Tie Front and Rear Floor Mats

OER® 3 piece accessory floor mats for various 1963-64 Chevrolet full size models. These floor mats are manufactured to factory specifications featuring the molded white Bow Tie logo on both front and rear mats. Also featured are the original style carpet grips on the bottom of each mat which will keep the mat securely in place. Die-cut to fit the original contour of the floor pan. Includes a full 1 piece front mat and a 2 piece rear set. Originally installed in 1963-64 Chevrolet full size and 1964 Chevrolet models without a center console. Sold as a universal accessory set for 1961-62 and 1965-72 models, some trimming may be required for proper fit. Mats are sold in sets of 3. Made in USA.

### 3 Piece Sets

M63001	1963-64	black	289.99	set
M63002	1963-64	red	321.99	set
M63003	1963-64	light blue	321.99	set
M63008	1963-64	medium blue	321.99	set
M63012	1963-64	dark blue	321.99	set
M63013	1963-64	dark green	321.99	set
M63017	1963-64	fawn	321.99	set

## Protect Your Carpet & Maintain Originality

gm RESTORATION

Featuring the correct molded white Bow Tie logo on both front and rear mats.

OER®



MADE IN USA

M61001

## 1961-64 Chevrolet Bow Tie Front and Rear Floor Mats

OER® 2 piece accessory floor mats for various 1961-64 Chevrolet full size models. These floor mats are manufactured to factory specifications featuring the molded white Bow Tie logo on both front and rear mats and original style carpet grips on the bottom of each mat. Includes a full 1 piece front mat and a full 1 piece rear mat. Originally installed in 1961-64 Chevrolet full size and 1964 Chevrolet models without a center console. Can be used as a universal accessory set for 1965-72 models, some trimming may be required for proper fit.

### 2 Piece Sets

M61001	1961-64	black	314.99	set
M61002	1961-64	red	409.99	set
M61003	1961-64	light blue	409.99	set
M61008	1961-64	medium blue	409.99	set
M61012	1961-64	dark blue	409.99	set
M61013	1961-64	dark green	409.99	set
M61017	1961-64	fawn	409.99	set



Featuring the correct molded white Bow Tie logo on both front and rear mats.



logo detail

B995301

## 1961-64 Chevrolet Bow Tie Front and Rear Floor Mats

Reproduction 4 piece accessory floor mats for various 1961-64 Chevrolet full size models. These floor mats are manufactured to factory specifications featuring the molded white Bow Tie logo on both front and rear mats and original style carpet grips on the bottom of each mat. Includes LH and RH front and rear mats. Originally installed in 1961-64 Chevrolet full size and 1964 Chevrolet models with a center console. Available in your choice of black, red, or medium blue.

### 4 Piece Sets


B995301	1961-64	black	199.99	set
B995302	1961-64	red	199.99	set
B995308	1961-64	medium blue	199.99	set

# OEM Style Rubber Floor Mats

Featuring  
the correct molded  
Bow Tie logo on both  
front and rear mats.



B995401



black

red

medium blue


## 1965-66 Chevrolet Bow Tie Front and Rear Floor Mats



Reproduction 4 piece accessory floor mats for 1965-66 Chevrolet full size models. These floor mats are manufactured to factory specifications featuring the molded Bow Tie logo on both front and rear mats and original style carpet grips on the bottom of each mat. Includes: LH and RH front and rear mats. Originally installed in 1965-66 Chevrolet full size and 1965-66 Chevelle models. Available in your choice of black, red, or medium blue.

### 4 Piece Sets

B995401	1965-66	black	229.99 set
B995402	1965-66	red	229.99 set
B995408	1965-66	medium blue	229.99 set



FP72012

Featuring  
the correct molded  
Bow Tie logo.



## 1967-74 Chevrolet Full Size

### Accessory Bow Tie Rubber Floor Mat Set



OER® accessory floor mats for 1967-74 Chevrolet models. These floor mats were originally offered by Chevrolet dealers as a trim to fit accessory. Includes trim lines on the back side of each mat just like the originals. Manufactured to OE specifications featuring the molded Bow Tie logo and original style carpet grips on the bottom of each mat. Some trimming may be required for proper fit. Made in USA.

### 2 Piece Sets - Front Only

FP72001	1967-74	black	174.99 pr
FP72002	1967-74	red	174.99 pr
FP72003	1967-74	light blue	174.99 pr
FP72008	1967-74	medium blue	174.99 pr
FP72012	1967-74	dark blue	174.99 pr
FP72013	1967-74	dark green	174.99 pr
FP72017	1967-74	fawn	174.99 pr



## Protect Your Carpet & Maintain Originality



front mat logo detail

rear mat logo detail

rib pattern detail




black

red

light blue

medium blue




dark blue

dark green

fawn

Featuring  
the correct molded  
Bow Tie logo on both  
front and rear mats.



FP73008



## 1967-74 Chevrolet Full Size

### Accessory Bow Tie Rubber Floor Mat Set



OER® accessory floor mats for 1967-74 Chevrolet models. These floor mats were originally offered by Chevrolet dealers as a trim to fit accessory. Includes trim lines on the back side of each mat just like the originals. Manufactured to OE specifications featuring the molded Bow Tie logo on both front and rear mats and original style carpet grips on the bottom of each mat. Some trimming may be required for proper fit. Can be used as a universal accessory set for most 1958-up Chevrolet models. Available in a 4 piece set with 2 front and 2 rear mats. Made in USA.

### 4 Piece - Front and Rear

FP73001	1967-74	black	229.99 set
FP73002	1967-74	red	229.99 set
FP73003	1967-74	light blue	229.99 set
FP73008	1967-74	medium blue	229.99 set
FP73012	1967-74	dark blue	229.99 set
FP73013	1967-74	dark green	229.99 set
FP73017	1967-74	fawn	229.99 set

# OEM & Custom Rubber Floor Mats



CM65106



## 1973-86 Chevrolet Full Size Accessory Bow Tie Rubber Floor Mat Set

Reproduction accessory rubber floor mats for 1973-86 Chevrolet full size passenger cars. Manufactured from automotive grade rubber to factory specifications and die-cut to fit the original contour of the floor pan. Features a GM logo on the front mats, the correct textures, color, and anti-slip carpet grippers on the bottom. Available in a 4 piece set with 2 front and 2 rear mats.

*Note: Please add two digit color code when ordering.*

CM651 1973-86 ..... 99.99 set



## Chevy Gold Bow Tie Floor Mats

K113905

Heavy-duty design helps protect the interior of your vehicle from the damaging effects of dirt, snow, and mud. Made from durable rubberized vinyl, these universal trim-to-fit floor mats will fit most applications. Black mats feature a gold Chevrolet Bow Tie and a sporty pinstripe.

K113905 universal LH and RH front ..... 57.99 pr  
 K68214 universal 1 piece rear, 60" x 14", trim to fit ..... 67.99 ea



Featuring  
 molded Impala emblem  
 logos on both front and  
 rear mats.



FMFS61101

FMFS61301



FMFS65001

FMFS65101

FMFS65201



FMFS65301

FMFS65501

FMFS65701



FMFS65601

FMFS65401



01

02

12

13

23

## Custom Rubber Floor Mats — Die-Cut for Tailored Fit!



MADE IN USA

These die-cut rubber floor mats are designed to precisely fit the floor pan of each year offered. Each mat features custom Impala emblem logos on the front and rear. Patented Sure-Grip Anti-Skid Backing™ keeps the mats where they belong eliminating unnecessary movement. Manufactured in 100% vinyl construction offering a mat that's easy to clean with soap and water. Choose from a variety of colors and styles for your year and model. Sold in sets of 4 mats (front and rear). Made in USA.

*Note: Please add two digit color code when ordering.*

### Officially Licensed by General Motors!

FMFS610	1961	Impala script with V emblem	188.99 set
FMFS611	1962-63	Impala script with wide V emblem	188.99 set
FMFS613	1964	Impala block with wide V emblem	188.99 set
FMFS650	1965-66	Impala block with V emblem	188.99 set
FMFS651	1965-66	Super Sport script with V emblem	188.99 set
FMFS652	1967	Impala SS	188.99 set
FMFS653	1967	Impala with V emblem	188.99 set
FMFS655	1968	Impala	188.99 set
FMFS657	1968	Impala Super Sport	188.99 set
FMFS656	1969	Impala SS	188.99 set
FMFS654	1969-70	Impala script only	188.99 set

# Logo Custom Carpet Floor Mats



BL10103 - 1958-70 - light blue

PK112M67 - 1958-70 - fawn

**Features:**  
 embroidered logos,  
 color keyed bound edges,  
 and heavyweight gripper backing.



Bel Air script

Impala script

Impala oval



## 1958-73 Embroidered 80/20 Loop Carpet Floor Mats

Classic Industries® is proud to announce the availability of correct, color keyed 80/20 Raylon carpet floor mats for 1958-70 Bel Air and 1958-73 Impala models. Each set is produced using the same high-quality carpet as our molded passenger area carpet sets. These high-quality floor mats offer a luxurious way to protect your new carpet. Sets includes 2 front and 2 rear floor mats. Colored mats feature black embroidered logos and black mats feature silver embroidered logos. Made in USA.

*Note: Please add two digit color code when ordering.*

<b>Bel Air Script Logo</b>		
BL101 1958-70	specify color .....	167.99 set
<b>Impala Script Logo</b>		
PL101 1958-70	specify color .....	167.99 set
PL141 1971-73	specify color .....	157.99 set
<b>Impala Oval Logo</b>		
PK112M 1958-70	specify color .....	167.99 set
PK122M 1971-73	specify color .....	157.99 set



PL16101 - black

PK14223 - silver

**Features:**  
 embroidered logos, color keyed bound edges,  
 and heavyweight gripper backing.



Impala script

Impala oval



## 1974-90 Embroidered Cut Pile Carpet Floor Mats

Classic Industries® is proud to announce the availability of correct, color keyed 100% nylon cut pile carpet floor mats for 1974-90 Chevrolet Impala models. Each set is produced using the same high-quality carpet as our molded passenger area carpet sets. These high-quality floor mats offer a luxurious way to protect your new carpet. Sets includes 2 front and 2 rear floor mats. Colored mats feature black embroidered logos and black mats feature silver embroidered logos. Made in USA.

*Note: Please add two digit color code when ordering.*

<b>Impala Script Logo</b>		
PL161 1974-90	specify color .....	157.99 set
<b>Impala Oval Logo</b>		
PK142 1974-90	specify color .....	157.99 set
PK142 1974-90	specify color - medium beige.....	141.99 set



# Logo Custom Carpet Floor Mats

Custom fit Lloyd Mats for Impala and Caprice. Featuring densely packed 2-ply 32 oz. DuPont nylon cut pile yarn for durability and long-lasting appearance, woven polypropylene backing, water resistant latex coating, and non-slip TractionBac rubber backing. Matching nylon velour binding finishes off the edge of the mat and provides durable, long-lasting protection that will never unravel. Available as a 4 piece set that includes custom fit front and rear mats. Lloyd Mats are available in a variety of colors to match or complement your Impala or Caprice's interior color. Mats are covered by a manufacturer's limited warranty against defects in design, workmanship and materials for a period of two years from date of purchase. Please be sure of your color selection before placing your order. Each mat set is manufactured according to your color specifications. For that reason, mats cannot be accepted for return due to incorrect, mismatching color, etc. Made in USA.

**Important:** The snap clips used for installation may be larger than originals so check fit before installing clips.

General Motors Trademarks used under license to Lloyd Design Corp.

**Note:** All mats are special order only. Please specify embroidery color when ordering. Specify 2 or 4 door when applicable.



### Embroidery Thread Colors



### Floor Mat Carpet Colors



early Chevrolet script



late Chevrolet script



Bow Tie

SS logo



SS logo with Bow Tie



SS 396

SS 427

### Early Chevrolet Script

LM505	1961-64	207.99 set
LM506	1965-68	207.99 set
LM507	1969-71	207.99 set
LM508	1972-76	207.99 set

### Late Chevrolet Script

LM850	1961-64	207.99 set
LM850	1965-68	207.99 set
LM851	1969-71	207.99 set

### Bow Tie

LM515	1961-64	207.99 set
LM516	1965-68	207.99 set
LM517	1969-71	207.99 set
LM518	1972-76	207.99 set

### SS Logo

LM525	1961-64	207.99 set
LM526	1965-68	207.99 set
LM527	1969-71	207.99 set
LM528	1972-76	207.99 set

### SS Logo with Bow Tie

LM535	1961-64	207.99 set
LM536	1965-68	207.99 set
LM537	1969-71	207.99 set
LM538	1972-76	207.99 set

### SS 396 Logo

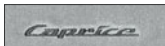
LM154	1965-68	207.99 set
-------	---------	------------

### SS 427 Logo

LM150	1965-68	207.99 set
LM151	1969-71	207.99 set



Caprice script



Caprice logo



Caprice SS

### Caprice Script

LM75	1965-68	207.99 set
LM75	1969-71	207.99 set
LM75	1972-76	207.99 set

### Caprice Logo

LM70	1977-90	207.99 set
LM70	1991-96	207.99 set

### Caprice SS

LM80	1977-90	207.99 set
LM80	1991-96	207.99 set



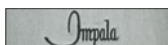
Impala oval logo




Impala SS



Impala script 1961-64



Impala script 1965-68



Impala script 1969-71



Impala block lettering

### Impala Oval Logo

LM500	1977-85	207.99 set
-------	---------	------------

### Impala SS

LM600	1977-85	207.99 set
LM602	1994-96	207.99 set

### Impala Script

LM451	1961-64	207.99 set
LM452	1965-68	207.99 set
LM450	1969-71	207.99 set

### Impala Block Lettering

LM450	1961-64	207.99 set
LM650	1965-68	207.99 set



WARNING: Cancer and Reproductive Harm - www.P63Warnings.ca.gov



# 1958 Seat Upholstery




USA

## 1958 Impala 2 Door Hdtop Cloth Upholstery

The 1958 Impala 2 door hardtop upholstery features the original multi-colored cloth inserts with correct grain vinyl. Upholstery is designed for 50/50 split front bench seats. Sold in sets only. Made in USA.

Impala - 2 Door Hardtop	
P10058001	1958 black/silver/turquoise 758.99 set
P10058002	1958 red/silver/black 758.99 set
P10058003	1958 blue/silver/blue 758.99 set
P10058005	1958 gold/beige/copper 758.99 set
P10058006	1958 turquoise/silver/black 758.99 set
P10058013	1958 green/silver/green 758.99 set
P10058080	1958 three tone coral 758.99 set




USA

## 1958 Impala Convertible Vinyl Upholstery

The 1958 Impala convertible upholstery features the original multi-colored inserts in the correct grain vinyl. Impala convertible upholstery is designed for 50/50 split front bench seats. Sold in sets only. Made in USA.

Impala - Convertible	
P10058101	1958 black/silver/turquoise 888.99 set
P10058102	1958 red/silver/black 888.99 set
P10058103	1958 blue/silver/blue 888.99 set
P10058105	1958 gold/beige/copper 888.99 set
P10058106	1958 turquoise/silver/black 888.99 set
P10058113	1958 green/silver/green 888.99 set
P10058180	1958 three tone coral 888.99 set




USA

## 1958 Bel Air 2 Door Hdtop Cloth Upholstery

The 1958 Bel Air 2 door hardtop upholstery is made with the correct grain vinyls and dielectric design pattern cloth. Sold in sets only, which include front and rear seat covers. Made in USA.

Bel Air - 2 Door Hardtop	
B10058005	1958 gold 868.99 set
B10058006	1958 turquoise 868.99 set
B10058008	1958 blue 868.99 set
B10058013	1958 green 868.99 set
B10058023	1958 silver 868.99 set
B10058080	1958 coral 868.99 set




USA

## 1958 Bel Air 4 Door Hdtop Cloth Upholstery

The 1958 Bel Air 4 door hardtop upholstery is made with the correct grain vinyls and dielectric design pattern cloth. Sold in sets only, which include front and rear seat covers. Made in USA.

Bel Air - 4 Door Hardtop	
P10558005	1958 gold 868.99 set
P10558006	1958 turquoise 868.99 set
P10558008	1958 blue 868.99 set
P10558013	1958 green 868.99 set
P10558023	1958 silver 868.99 set



USA


## 1958 Bel Air/Nomad Cloth Upholstery

The 1958 Bel Air/Nomad cloth upholstery is made with the correct grain vinyls and dielectric design pattern cloth. Sold in sets only, which include front and rear seat covers. Made in USA.

Bel Air - 2 Door Sedan	
B10158005	1958 gold 868.99 set
B10158006	1958 turquoise 868.99 set
B10158008	1958 blue 868.99 set
B10158013	1958 green 868.99 set
B10158023	1958 silver 868.99 set
B10158080	1958 coral 868.99 set

Bel Air - 4 Door Sedan	
P10558005	1958 gold 868.99 set
P10558006	1958 turquoise 868.99 set
P10558013	1958 blue 868.99 set
P10558023	1958 silver 868.99 set

Nomad - Wagon	
P10358005	1958 gold 868.99 set
P10358006	1958 turquoise 868.99 set
P10358008	1958 blue 868.99 set
P10358013	1958 green 868.99 set
P10358023	1958 silver 868.99 set
P10358080	1958 coral 868.99 set



USA




## 1958 Biscayne 4 Door Sedan Cloth Upholstery

The 1958 Biscayne 4 door sedan upholstery is made with the correct grain vinyls and dielectric design pattern cloth. Sold in sets only, which include front and rear seat covers. Made in USA.

Biscayne - 4 Door Sedan	
B10258005	1958 3-tone gold 888.99 set
B10258006	1958 3-tone turquoise 859.99 set
B10258008	1958 3-tone blue 888.99 set
B10258013	1958 3-tone green 888.99 set
B10258023	1958 3-tone silver 888.99 set



# CARS 1959-60 Seat Upholstery




## 1959 Impala 2 Door Hdtop Cloth Upholstery

Reproduction upholstery for 1959 Impala 2 door hardtop models. Features actual NOS fabrics with correct grain vinyl inserts. Upholstery designed for 50/50 split front bench seats. Sold in sets only. Made in USA.

### Impala - 2 Door Hardtop

P10059089	1959	red	804.99	set
P10059092	1959	copper	804.99	set
P10059093	1959	green	804.99	set
P10059094	1959	turquoise	804.99	set
P10059095	1959	blue	804.99	set
P10059097	1959	gray	804.99	set




## 1959 Impala Convertible Vinyl Upholstery

Reproduction upholstery for 1959 Impala convertible models. Features actual NOS correct grain vinyl inserts. Upholstery designed for 50/50 split front bench seats. Sold in sets only. Made in USA.

### Impala - Convertible

P10059189	1959	red	804.99	set
P10059192	1959	copper	804.99	set
P10059193	1959	green	804.99	set
P10059194	1959	turquoise	804.99	set
P10059195	1959	blue	804.99	set
P10059197	1959	gray	804.99	set



## 1959 Impala 4 Door Cloth Upholstery

Reproduction upholstery for 1959 Impala 4 door hardtop and sedan models. Features actual NOS cloths with correct grain vinyl inserts. Upholstery designed for full front bench seats. Sold in sets only. Made in USA.

### Impala - 4 Door Hardtop

P10459089	1959	red	804.99	set
P10459092	1959	copper	804.99	set
P10459093	1959	green	804.99	set
P10459094	1959	turquoise	804.99	set
P10459095	1959	blue	804.99	set
P10459097	1959	gray	804.99	set

### Impala - 4 Door Sedan

P10559089	1959	red	804.99	set
P10559092	1959	copper	804.99	set
P10559093	1959	green	804.99	set
P10559094	1959	turquoise	804.99	set
P10559095	1959	blue	804.99	set
P10559097	1959	gray	804.99	set

## 1959 Impala Wagon Cloth Upholstery

Reproduction upholstery for 1959 Impala wagon models. Made with the correct Impala cloth inserts and embossed chrome strips on the seat backs. Made in USA.

### Impala - Wagon




P10659089	1959	red	804.99	set
P10659092	1959	copper	804.99	set
P10659093	1959	green	804.99	set
P10659094	1959	turquoise	804.99	set
P10659095	1959	blue	804.99	set
P10659097	1959	gray	804.99	set

## 1959 El Camino Cloth Upholstery

Reproduction seat covers for 1959 El Camino feature the embossed chrome strips on the seat backs, Impala style cloth inserts and vinyls. Made in USA.

### El Camino - Impala Style

P10059289	1959	red	538.99	ea
P10059292	1959	copper	538.99	ea
P10059293	1959	green	538.99	ea
P10059294	1959	turquoise	538.99	ea
P10059295	1959	blue	538.99	ea
P10059297	1959	gray	538.99	ea



## 1960 Impala 2 Door Hdtop Cloth Upholstery

Reproduction upholstery for 1960 Impala models. Features actual NOS fabrics with correct grain vinyls. Upholstery designed for 50/50 split front bench seats. Sold in sets only. Made in USA.

### Impala - 2 Door Hardtop

P10060089	1960	red/white	804.99	set
P10060091	1960	black/white	804.99	set
P10060092	1960	l/med. copper	804.99	set
P10060093	1960	l/med. green	804.99	set
P10060094	1960	l/med. turquoise	804.99	set
P10060095	1960	l/med. blue	804.99	set





## 1960 Impala Convertible Vinyl Upholstery

Reproduction upholstery for 1960 Impala models. Features handstooth vinyl inserts bordered with correct grain vinyls. Upholstery designed for 50/50 split front bench seats. Sold in sets only. Made in USA.

### Impala - Convertible

P10060189	1960	red/white	824.99	set
P10060191	1960	black/white	824.99	set
P10060192	1960	l/med. copper	824.99	set
P10060193	1960	l/med. green	824.99	set
P10060194	1960	l/med. turquoise	824.99	set
P10060195	1960	l/med. blue	788.99	set

# 1960-61 Seat Upholstery



## 1960 Impala 4 Door Cloth Upholstery

Reproduction upholstery for 1960 Impala 4 door hardtop and sedan models. Features actual NOS fabrics with correct grain vinyls. Upholstery designed for front bench seats. Sold in sets only. Made in USA.

Impala - 4 Door Hardtop		
P10460089	1960	red/white ..... 804.99 set
P10460091	1960	black/white ..... 804.99 set
P10460092	1960	l/med. copper ..... 804.99 set
P10460093	1960	l/med. green ..... 804.99 set
P10460094	1960	l/med. turquoise ..... 804.99 set
P10460095	1960	l/med. blue ..... 804.99 set

Impala - 4 Door Sedan		
P10560089	1960	red/white ..... 804.99 set
P10560091	1960	black/white ..... 804.99 set
P10560092	1960	l/med. copper ..... 804.99 set
P10560093	1960	l/med. green ..... 804.99 set
P10560094	1960	l/med. turquoise ..... 804.99 set
P10560095	1960	l/med. blue ..... 804.99 set

## 1960 Impala Wagon Cloth Upholstery


Reproduction upholstery for 1960 Impala wagon models. Features actual NOS fabrics with correct grain vinyls. Sold in sets only. Made in USA.

Impala - Wagon		
P10660089	1960	red/white ..... 804.99 set
P10660091	1960	black/white ..... 804.99 set
P10660092	1960	l/med. copper ..... 804.99 set
P10660093	1960	l/med. green ..... 804.99 set
P10660094	1960	l/med. turquoise ..... 804.99 set
P10660095	1960	l/med. blue ..... 804.99 set

## 1960 El Camino Cloth Upholstery

Reproduction Impala style seat covers for 1960 El Camino include the embossed chrome strips on the seat backs. Impala style cloth inserts and vinyls. Made in USA.



El Camino - (Impala Style)		
P10060289	1960	red/white ..... 538.99 ea
P10060291	1960	black/white ..... 538.99 ea
P10060292	1960	l/med. copper ..... 538.99 ea
P10060293	1960	l/med. green ..... 538.99 ea
P10060294	1960	l/med. turquoise ..... 538.99 ea
P10060295	1960	l/med. blue ..... 538.99 ea



## 1960 Bel Air 2 Door Hdtpr Cloth Upholstery

Reproduction 1960 Bel Air 2 door sport coupe upholstery. Features actual NOS cloth with correct grain vinyls. Sold in sets only. Made in USA.

Bel Air - 2 Door Hardtop		
B10160092	1960	copper ..... 864.99 set
B10160093	1960	green ..... 864.99 set
B10160094	1960	turquoise ..... 864.99 set
B10160095	1960	blue ..... 864.99 set
B10160097	1960	gray ..... 864.99 set




## 1960 Bel Air Sedan Cloth Upholstery

Reproduction 1960 Bel Air 2 and 4 door sedan upholstery. Features actual NOS cloth inserts with correct grain vinyls and borders. Sold in sets only. Sets include upholstery for the front and rear seat. Made in USA.

Bel Air - 2 Door Sedan		
B10060092	1960	copper ..... 874.99 set
B10060093	1960	green ..... 898.99 set
B10060094	1960	turquoise ..... 874.99 set
B10060095	1960	blue ..... 874.99 set
B10060097	1960	gray ..... 874.99 set

Bel Air - 4 Door Sedan		
A6106292	1960	copper ..... 864.99 set
A6106293	1960	green ..... 864.99 set
A6106294	1960	turquoise ..... 864.99 set
A6106295	1960	blue ..... 864.99 set
A6106297	1960	gray ..... 864.99 set



## 1961 Impala 2 Door Cloth Upholstery

Reproduction upholstery for 1961 two door Impala hardtop and sedan models. Features actual NOS correct cloth inserts. Upholstery designed for 50/50 split front bench seats. Sold in sets only. Made in USA.

Impala - 2 Door Hardtop		
P10061089	1961	red ..... 804.99 set
P10061093	1961	green ..... 804.99 set
P10061094	1961	turquoise ..... 804.99 set
P10061095	1961	blue ..... 804.99 set
P10061096	1961	fawn ..... 804.99 set
P10061097	1961	gray ..... 804.99 set

Impala - 2 Door Sedan		
P10161089	1961	red ..... 804.99 set
P10161093	1961	green ..... 804.99 set
P10161094	1961	turquoise ..... 804.99 set
P10161095	1961	blue ..... 804.99 set
P10161096	1961	fawn ..... 804.99 set
P10161097	1961	gray ..... 804.99 set

## 1961 Impala 4 Door Hdtpr Cloth Upholstery



Reproduction upholstery for 1961 four door Impala hardtop and sedan models. Features actual NOS fabric or correct grain vinyl inserts. Upholstery designed for full split front bench seats. Sold in sets only. Made in USA.

Impala - 4 Door Hardtop		
P10461089	1961	red ..... 804.99 set
P10461093	1961	green ..... 804.99 set
P10461094	1961	turquoise ..... 804.99 set
P10461095	1961	blue ..... 804.99 set
P10461096	1961	fawn ..... 804.99 set
P10461097	1961	gray ..... 804.99 set

Impala - 4 Door Sedan		
P10561189	1961	red ..... 804.99 set
P10561193	1961	green ..... 804.99 set
P10561194	1961	turquoise ..... 804.99 set
P10561195	1961	blue ..... 804.99 set
P10561196	1961	fawn ..... 804.99 set
P10561197	1961	gray ..... 804.99 set




# 1961 Seat Upholstery



**1961 Impala Convertible Vinyl Upholstery**  
 Reproduction upholstery for 1961 two door Impala convertible models. Features actual NOS correct vinyl inserts for convertibles. Upholstery designed for 50/50 split front bench seats. Sold in sets only. Made in USA.

**Impala - Convertible**

P10061189	1961	red	868.99 set
P10061193	1961	green	868.99 set
P10061194	1961	turquoise	868.99 set
P10061195	1961	blue	868.99 set
P10061196	1961	fawn	868.99 set
P10061197	1961	gray	868.99 set




**1961 Impala Wagon Cloth Upholstery**  
 Reproduction upholstery for 1961 Impala wagon models. Features actual NOS fabric or correct grain vinyl inserts. Sold in sets only. Made in USA.

**Impala - 6 Passenger Wagon**

P10661089	1961	red	804.99 set
P10661093	1961	green	804.99 set
P10661094	1961	turquoise	804.99 set
P10661095	1961	blue	804.99 set
P10661096	1961	fawn	804.99 set
P10661097	1961	gray	804.99 set

**Impala - 9 Passenger Wagon**

P10761089	1961	red	998.99 set
P10761093	1961	green	998.99 set
P10761094	1961	turquoise	998.99 set
P10761095	1961	blue	998.99 set
P10761096	1961	fawn	998.99 set
P10761097	1961	gray	998.99 set



**1961 Bel Air Hardtop Cloth Upholstery**  
 Reproduction upholstery for 1961 Bel Air hardtop models. Features actual NOS correct cloth inserts. Sold in sets only. Upholstery designed for 50/50 split front bench seats. Made in USA.

**Bel Air - 2 Door Hardtop**

B10161089	1961	red	868.99 set
B10161093	1961	green	868.99 set
B10161094	1961	turquoise	868.99 set
B10161095	1961	blue	868.99 set
B10161096	1961	fawn	868.99 set
B10161097	1961	gray	868.99 set

**Bel Air - 4 Door Hardtop**

B10261089	1961	red	868.99 set
B10261093	1961	green	868.99 set
B10261094	1961	turquoise	868.99 set
B10261095	1961	blue	868.99 set
B10261096	1961	fawn	868.99 set
B10261097	1961	gray	868.99 set



**Bel Air - 6 Passenger Wagon**

B10461089	1961	red	868.99 set
B10461093	1961	green	868.99 set
B10461094	1961	turquoise	868.99 set
B10461095	1961	blue	868.99 set
B10461096	1961	fawn	868.99 set
B10461097	1961	gray	868.99 set

**1961 Bel Air Wagon Cloth Upholstery**  
 Reproduction upholstery for 1961 Bel Air wagon models made with original NOS cloth inserts and correct grain vinyls for both front and rear seats. Upholstery designed for full split front bench seats. Made in USA.



**1961 Bel Air 2 Door Sedan Cloth Upholstery**  
 Reproduction 1961 Bel Air 2 door sedan upholstery. Features actual NOS cloth inserts with correct grain vinyls and borders for both front and rear seats. Sold in sets only. Made in USA.



**1961 Bel Air 2 Door Sedan Cloth Upholstery**

Reproduction 1961 Bel Air 2 door sedan upholstery. Features actual NOS cloth inserts with correct grain vinyls and borders for both front and rear seats. Sold in sets only. Made in USA.

**Bel Air - 2 Door Sedan**

B10061093	1961	green	868.99 set
B10061094	1961	turquoise	868.99 set
B10061095	1961	blue	868.99 set
B10061096	1961	fawn	868.99 set
B10061097	1961	gray	868.99 set



**1961 Bel Air 4 Door Sedan Cloth Upholstery**

Reproduction upholstery for 1961 Bel Air 4 door sedan models. Features actual NOS fabrics with correct grain vinyls. Upholstery designed for full front bench seats. Sold in sets only. Made in USA.


**Bel Air - 4 Door Sedan**

B10361093	1961	green	868.99 set
B10361094	1961	turquoise	868.99 set
B10361095	1961	blue	868.99 set
B10361096	1961	fawn	868.99 set
B10361097	1961	gray	868.99 set



WARNING: Cancer and Reproductive Harm - www.P63Warnings.ca.gov

# 1962 Seat Upholstery



## USA 1962 Impala 2 Door Hardtop Cloth Upholstery

Reproduction upholstery for 1962 Impala 2 door hardtop models without the Super Sport option. Features actual NOS fabrics with correct grain vinyls. Upholstery designed for 50/50 split front bench seats. Sold in sets only. Made in USA.

Impala - 2 Door Hardtop			
P10062002	1962	red	868.99 set
P10062003	1962	blue	868.99 set
P10062005	1962	gold	868.99 set
P10062006	1962	aqua/turquoise	868.99 set
P10062013	1962	green	868.99 set
P10062065	1962	fawn	868.99 set



Impala - 2 Door Hardtop			
P10762001	1962	black	924.99 set
P10762002	1962	red	924.99 set
P10762003	1962	blue	924.99 set
P10762006	1962	aqua/turquoise	924.99 set
P10762013	1962	green	924.99 set
P10762065	1962	fawn	924.99 set

## USA 1962 Impala Wagon Vinyl Upholstery


Reproduction upholstery for 1962 Impala wagon models. All covers except black feature reproduction patterned vinyl inserts. Chrome buttons attached to front and rear as originally installed. Sold in sets only.

**Important:** Black vinyl upholstery is all vinyl without pattern. Black is not a factory color for 1962 Impala wagons.

Impala - 6 Passenger Wagon			
P10662001V	1962	black	1043.99 set
P10662002V	1962	red	868.99 set
P10662003V	1962	blue	868.99 set
P10662005V	1962	gold	868.99 set
P10662006V	1962	aqua/turquoise	868.99 set
P10662013V	1962	green	868.99 set
P10662065V	1962	fawn	868.99 set

Impala - 9 Passenger Wagon			
P10862002V	1962	red	998.99 set
P10862003V	1962	blue	998.99 set
P10862005V	1962	gold	998.99 set
P10862006V	1962	aqua/turquoise	998.99 set
P10862013V	1962	green	998.99 set
P10862065V	1962	fawn	998.99 set



Impala SS - 2 Door Hardtop			
P10762001	1962	black	924.99 set
P10762002	1962	red	924.99 set
P10762003	1962	blue	924.99 set
P10762006	1962	aqua/turquoise	924.99 set
P10762013	1962	green	924.99 set
P10762065	1962	fawn	924.99 set

## USA 1962 Impala SS Hardtop Vinyl Upholstery

Reproduction upholstery for 1962 SS Impala models. Features reproduction pinstripe vinyl insert. This seat upholstery for 1962 Impala fits SS models which were equipped with front bucket seats. Chrome buttons come installed as original. Sold in sets only. Made in USA.

Impala SS - 2 Door Hardtop			
P10762001	1962	black	924.99 set
P10762002	1962	red	924.99 set
P10762003	1962	blue	924.99 set
P10762006	1962	aqua/turquoise	924.99 set
P10762013	1962	green	924.99 set
P10762065	1962	fawn	924.99 set

## USA 1962 Impala Convertible Vinyl Upholstery

Reproduction upholstery for 1962 Impala convertible models without the Super Sport option. Features reproduction insert vinyls. Upholstery designed for 50/50 split front bench seats. Sold in sets only. Made in USA.

Impala - Convertible			
P10062101	1962	black	924.99 set
P10062102	1962	red	924.99 set
P10062103	1962	blue	924.99 set
P10062105	1962	gold	924.99 set
P10062106	1962	aqua/turquoise	924.99 set
P10062113	1962	green	924.99 set
P10062165	1962	fawn	924.99 set

## USA 1962 Impala SS Convertible Vinyl Upholstery

Reproduction upholstery for 1962 SS Impala convertible models with front bucket seats. Features pre-sewn original pinstripe Seville vinyl insert. Chrome buttons come installed as original. Sold in sets only. Made in USA.

Impala SS - Convertible			
P10762101	1962	black	924.99 set
P10762102	1962	red	924.99 set
P10762103	1962	blue	924.99 set
P10762105	1962	gold	924.99 set
P10762106	1962	aqua/turquoise	924.99 set
P10762113	1962	green	924.99 set
P10762165	1962	fawn	924.99 set

New!



Features: Seville grain vinyl inserts with dielectrically sealed vertical pleats.

01 - black	03 - light blue	54 - bright red
06 - aqua	10 - white	65 - fawn

## USA 1962 Impala and Impala SS Replacement Vinyl Upholstery

PUI replacement vinyl with vinyl insert upholstery for 1962 Impala and Super Sport models. Manufactured in original Seville grain vinyl, this upholstery features the six panel insert on the upper seat back. Original style seat covers had a fabric panel insert with seven lines, this upholstery is all vinyl with dielectrically sealed vertical pleats. Includes stainless steel buttons.

**Note:** When ordering, please specify the two digit numerical color code at the end of the product number.

Impala SS with Front Buckets			
Front and Rear			
P10462001	1962	2 door hardtop	934.99 set
P10462101	1962	convertible	934.99 set

Front Buckets Only			
P207620	1962	2 door hardtop	599.99 pr
P207620	1962	convertible	599.99 pr

Rear Only			
P203620	1962	2 door hardtop	349.99 ca
P207621	1962	convertible	349.99 ca

Impala with Front Split Bench			
Front and Rear			
P10062001	1962	2 door hardtop	934.99 set
P10062101	1962	convertible	934.99 set

Front Split Bench Only			
P207620	1962	2 door hardtop	599.99 ca
P207620	1962	convertible	599.99 ca

Rear Only			
P203620	1962	2 door hardtop	349.99 ca
P207621	1962	convertible	349.99 ca


Impala - 4 Door			
Front Only - Non-Split Bench			
P202621	1962	4 door sedan	634.99 ca
P202621	1962	4 door wagon	634.99 ca
P202621	1962	4 door hardtop	634.99 ca

Rear Only - Second Row Seat			
P203621	1962	wagon	419.99 ca

INTERIOR COMPONENTS



# 1962-63 Seat Upholstery



## 1962 Impala 4 Door Cloth Upholstery


Reproduction upholstery for 4 door 1962 Impala models. Features actual NOS fabrics with correct grained, heavyweight Seville vinyls. Upholstery designed for full front bench seats. Chrome buttons attached to front and rear as originally installed. Sold in sets only. Made in USA.

### Impala - 4 Door Hardtop

P10462002	1962	red	868.99 set
P10462003	1962	blue	868.99 set
P10462005	1962	gold	868.99 set
P10462006	1962	aqua/turquoise	868.99 set
P10462013	1962	green	868.99 set
P10462065	1962	fawn	868.99 set

### Impala - 4 Door Sedan

P10562102	1962	red	868.99 set
P10562103	1962	blue	868.99 set
P10562105	1962	gold	868.99 set
P10562106	1962	aqua/turquoise	868.99 set
P10562113	1962	green	868.99 set
P10562165	1962	fawn	868.99 set



## 1962 Impala Wagon Cloth Upholstery

Reproduction upholstery for 1962 Impala wagon models. Features actual NOS fabrics with correct grain, heavyweight Seville vinyls. Chrome buttons attached to front and rear as originally installed. Sold in sets only. Made in USA.

### Impala - 9 Passenger Wagon

P10662002C	1962	red	868.99 set
P10662003C	1962	blue	868.99 set
P10662005C	1962	gold	868.99 set
P10662006C	1962	aqua/turquoise	868.99 set
P10662013C	1962	green	868.99 set
P10662065C	1962	fawn	868.99 set

### Impala - 9 Passenger Wagon

P10862002C	1962	red	998.99 set
P10862003C	1962	blue	998.99 set
P10862005C	1962	gold	998.99 set
P10862006C	1962	aqua/turquoise	998.99 set
P10862013C	1962	green	998.99 set
P10862065C	1962	fawn	998.99 set



## 1962 Biscayne Upholstery


Reproduction upholstery for 1962 Biscayne 2 or 4 door sedan models. Manufactured with NOS fabrics and original grain vinyls. Sold in sets only. Made in USA.

### Biscayne - 2 Door Sedan

P11062002	1962	red	888.99 set
P11062006	1962	aqua/turquoise	888.99 set
P11062065	1962	fawn	888.99 set

### Biscayne - 4 Door Sedan

P12062002	1962	red	888.99 set
P12062006	1962	aqua/turquoise	888.99 set
P12062065	1962	fawn	888.99 set



## 1962 Bel Air Cloth Upholstery

Reproduction upholstery for 1962 Bel Air 2 door hardtop or sedan models. Made in USA.

### Bel Air - 2 Door Hardtop

B10162002	1962	red	868.99 set
B10162003	1962	blue	868.99 set
B10162006	1962	aqua/turquoise	868.99 set
B10162013	1962	green	868.99 set
B10162065	1962	fawn	868.99 set

### Bel Air - 2 Door Sedan

B10262002	1962	red	868.99 set
B10262006	1962	aqua/turquoise	868.99 set
B10262013	1962	green	868.99 set
B10262065	1962	fawn	868.99 set

### Bel Air - 4 Door Sedan


B10362002	1962	red	868.99 set
B10362003	1962	blue	868.99 set
B10362006	1962	aqua/turquoise	868.99 set
B10362013	1962	green	868.99 set
B10362065	1962	fawn	868.99 set

### Bel Air - 6 Passenger Wagon

B10462002	1962	red	868.99 set
B10462003	1962	blue	868.99 set
B10462006	1962	aqua/turquoise	868.99 set
B10462013	1962	green	868.99 set
B10462065	1962	fawn	868.99 set

### Bel Air - 9 Passenger Wagon

B10562002	1962	red	998.99 set
B10562003	1962	blue	998.99 set
B10562006	1962	aqua/turquoise	998.99 set
B10562013	1962	green	998.99 set
B10562065	1962	fawn	998.99 set



## 1963 Biscayne Cloth Upholstery


Reproduction of the 1963 two or four door Biscayne upholstery made with original NOS cloth inserts and Seville grain vinyl. Made in USA.

### Biscayne - 2 Door Sedan

B10463002	1963	red	874.99 set
B10463006	1963	aqua	874.99 set
B10463065	1963	fawn	874.99 set

### Biscayne - 4 Door Sedan

B10563002	1963	red	874.99 set
B10563006	1963	aqua	874.99 set
B10563065	1963	fawn	874.99 set



## 1963 Bel Air Cloth Upholstery

Reproduction of the 1963 Bel Air upholstery made with original NOS cloth inserts and Seville grain vinyl. Made in USA.

### Bel Air - 2 Door Sedan

B10063088	1963	red	874.99 set
B10063093	1963	green	874.99 set
B10063094	1963	aqua	874.99 set
B10063095	1963	blue	874.99 set
B10063096	1963	fawn	874.99 set

### Bel Air - 4 Door Sedan

B10163088	1963	red	874.99 set
B10163093	1963	green	874.99 set
B10163094	1963	aqua	874.99 set
B10163095	1963	blue	874.99 set
B10163096	1963	fawn	874.99 set

### Bel Air - 6 Passenger Wagon

B10263088	1963	red	874.99 set
B10263093	1963	green	874.99 set
B10263094	1963	aqua	874.99 set
B10263095	1963	blue	874.99 set
B10263096	1963	fawn	874.99 set

### Bel Air - 9 Passenger Wagon

B10363088	1963	red	998.99 set
B10363093	1963	green	998.99 set
B10363094	1963	aqua	998.99 set
B10363095	1963	blue	998.99 set
B10363096	1963	fawn	998.99 set



WARNING: Cancer and Reproductive Harm - www.P65Warnings.ca.gov

# 1963 Seat Upholstery




01 black saddle 86 red 88 green 93 aqua 94 blue 95 fawn

## 1963 Impala 2 Door Hdt Cloth Upholstery

Reproduction upholstery for 1963 Impala 2 door hardtop models without the Super Sport option. Features pleated cloth insert with correct heavy Seville grain vinyl. Upholstery designed for 50/50 split front bench seat. Buttons are installed as original. Sold in sets only.

Note: When ordering, please specify the two digit numerical color code at the end of the product number.

<b>Impala - 2 Door Hardtop</b>	
P101630 1963.....	804.99 set




01 black saddle 03 lt. blue 10 white 65 fawn 86 saddle 88 red 93 green 94 aqua 95 med. blue

## 1963 Impala SS Vinyl Upholstery

Reproduction upholstery for 1963 SS Impala hardtop and convertible models. Features pleated insert with correct Seville grain vinyl. For all SS hardtop and convertible models with front bucket seats. Buttons are installed as original. Sold in sets only. Made in USA.

<b>Impala SS - 2 Door Hardtop</b>	
P10763001 1963 black.....	664.99 set
P10763086 1963 saddle.....	664.99 set
P10763088 1963 red.....	664.99 set
P10763093 1963 green.....	664.99 set
P10763094 1963 aqua.....	664.99 set
P10763095 1963 blue.....	664.99 set
P10763096 1963 fawn.....	664.99 set

<b>Impala SS - Convertible</b>	
P10763101 1963 black.....	664.99 set
P10763186 1963 saddle.....	664.99 set
P10763188 1963 red.....	664.99 set
P10763193 1963 green.....	664.99 set
P10763194 1963 aqua.....	664.99 set
P10763195 1963 blue.....	664.99 set
P10763196 1963 fawn.....	664.99 set



01 black 03 lt. blue 10 white 65 fawn 86 saddle 88 red 93 green 94 aqua 95 med. blue

## 1963 Impala & SS Vinyl Upholstery

PUI reproduction upholstery for 1963 Impala and Super Sport models. Features dielectrically sealed pleated insert with correct heavy Seville grain vinyl. Buttons are installed as original. Made in USA.

Note: When ordering, please specify the two digit numerical color code at the end of the product number.

### Impala SS with Front Buckets

<b>Front and Rear</b>	
P200630 1963 2 door hardtop .....	899.99 ea
P200631 1963 convertible .....	949.99 ea

<b>Front Buckets Only</b>	
P207630 1963 2 door hardtop .....	599.99 pr
P207630 1963 convertible .....	599.99 pr

<b>Rear Only</b>	
P207631 1963 2 door hardtop .....	349.99 ea
P207631 1963 convertible .....	349.99 ea

### Impala with Front Split Bench

<b>Front and Rear</b>	
P100630 1963 2 door hardtop .....	934.99 set
P100631 1963 convertible .....	664.99 set

<b>Front Split Bench Only</b>	
P202630 1963 2 door hardtop .....	599.99 ea
P202630 1963 convertible .....	599.99 ea

<b>Rear Only</b>	
P203630 1963 2 door hardtop .....	349.99 ea
P207631 1963 convertible .....	349.99 ea

### Impala - 4 Door

<b>Front Only - Non-Split Bench</b>	
P202631 1963 4 door sedan.....	634.99 ea
P202631 1963 4 door wagon.....	634.99 ea
P202631 1963 4 door hardtop.....	634.99 ea

<b>Rear Only - Second Row Seat</b>	
P203631 1963 wagon.....	419.99 ea



## 1963 Impala 4 Door Cloth Upholstery

Reproduction upholstery for 1963 Impala 4 door hardtop and sedan models. Features pleated insert with correct heavy Seville grain vinyl. For models with full front bench seat. Buttons are installed as original. Sold in sets only. Made in USA.

### Impala - 4 Door Hardtop

P10463001 1963 black.....	804.99 set
P10463086 1963 saddle.....	804.99 set
P10463088 1963 red.....	804.99 set
P10463093 1963 green.....	804.99 set
P10463094 1963 aqua.....	804.99 set
P10463095 1963 blue.....	804.99 set
P10463096 1963 fawn.....	804.99 set

### Impala - 4 Door Sedan

P10563001 1963 black.....	804.99 set
P10563086 1963 saddle.....	804.99 set
P10563088 1963 red.....	804.99 set
P10563093 1963 green.....	804.99 set
P10563094 1963 aqua.....	804.99 set
P10563095 1963 blue.....	804.99 set
P10563096 1963 fawn.....	804.99 set

### 1963 Impala Wagon Cloth Upholstery

Reproduction upholstery for 1963 Impala wagon models. Features actual NOS fabrics with correct grained, heavy-weight Seville vinyls. Chrome buttons attached to front and rear as originally installed. Sold in sets only. Made in USA.


<b>Impala - 6 Passenger Wagon</b>	
P10663001C 1963 black.....	868.99 set
P10663086C 1963 saddle.....	868.99 set
P10663088C 1963 red.....	868.99 set
P10663093C 1963 green.....	868.99 set
P10663094C 1963 aqua.....	868.99 set
P10663095C 1963 blue.....	868.99 set
P10663096C 1963 fawn.....	868.99 set

### Impala - 9 Passenger Wagon

P10863001C 1963 black.....	998.99 set
P10863086C 1963 saddle.....	998.99 set
P10863088C 1963 red.....	998.99 set
P10863093C 1963 green.....	998.99 set
P10863094C 1963 aqua.....	998.99 set
P10863095C 1963 blue.....	998.99 set
P10863096C 1963 fawn.....	998.99 set

A INTERIOR COMPONENTS

# 1964 Seat Upholstery



black saddle red green aqua blue fawn

## 1964 Impala 2 Door Hdtop Cloth Upholstery

Reproduction upholstery for 1964 two door hardtop Impala models without the Super Sport option. Features pleated insert with correct Seville grain vinyl. Upholstery designed for split front bench seat. Sold in sets only. Made in USA.

Impala - 2 Door Hardtop			
P10064001	1964	black	804.99 set
P10064086	1964	saddle	804.99 set
P10064088	1964	red	804.99 set
P10064093	1964	green	804.99 set
P10064094	1964	aqua	804.99 set
P10064095	1964	blue	804.99 set
P10064096	1964	fawn	804.99 set

## 1964 Impala 4 Door Hdtop Cloth Upholstery

Reproduction upholstery for 1964 four door hardtop Impala models. Features pleated cloth inserts with correct Seville grain vinyl. Upholstery designed for full front bench seat. Sold in sets only. Made in USA.

Impala - 4 Door Hardtop			
P10464001	1964	black	804.99 set
P10464086	1964	saddle	804.99 set
P10464088	1964	red	804.99 set
P10464093	1964	green	804.99 set
P10464094	1964	aqua	804.99 set
P10464095	1964	blue	804.99 set
P10464096	1964	fawn	804.99 set

## 1964 Impala 4 Door Sedan Cloth Upholstery

Reproduction upholstery for 1964 four door sedan Impala models. Features cloth inserts with correct Seville grain vinyl. Upholstery designed for full front bench seat. Sold in sets only. Made in USA.

Impala - 4 Door Sedan			
P10564001	1964	black	804.99 set
P10564086	1964	saddle	804.99 set
P10564088	1964	red	804.99 set
P10564093	1964	green	804.99 set
P10564094	1964	aqua	804.99 set
P10564095	1964	blue	804.99 set
P10564096	1964	fawn	804.99 set



## Impala SS Colors



## Impala Colors



## 1964 Impala & SS Vinyl Upholstery

PUI reproduction upholstery for 1964 Impala and Super Sport models. Features dielectrically sealed pleated insert with correct heavy Seville grain vinyl. Stainless steel buttons are installed on non-SS upholstery, color matched carpet installed on lower rear seat bottom on SS models as original. Made in USA.

Note: When ordering, please specify the two digit numerical color code at the end of the product number.

### Impala SS with Front Buckets


Front and Rear			
P107640	1964	2 door hardtop	934.99 set
P107641	1964	convertible	934.99 set
Front Buckets Only			
P207640	1964	2 door hardtop	599.99 pr
P207640	1964	convertible	599.99 pr
Rear Only			
P203640	1964	2 door hardtop	349.99 ea
P207641	1964	convertible	349.99 ea

### Impala with Front Split Bench

Front and Rear			
P200640	1964	2 door hardtop	899.99 set
P100641	1964	convertible	934.99 set
Front Split Bench Only			
P302641	1964	2 door hardtop	599.99 ea
P302641	1964	convertible	599.99 ea
Rear Only			
P303640	1964	2 door hardtop	349.99 ea
P307641	1964	convertible	349.99 ea

### Impala - 4 Door

Front Only - Non-Split Bench			
P202641	1964	4 door sedan	634.99 ea
P202641	1964	4 door wagon	634.99 ea
P202641	1964	4 door hardtop	634.99 ea
Rear Only - Second Row Seat			
P203641	1964	wagon	419.99 ea



## 1964 Impala Wagon Cloth Upholstery

Reproduction 1964 Impala wagon upholstery made with original NOS cloth and Seville grain vinyl. Six passenger wagon sets includes front and second row seat upholstery, nine passenger sets include front, second and third row seat upholstery. Made in USA.

### Impala - 6 Passenger Wagon

P10664001C	1964	black	1029.99 set
P10664086C	1964	saddle	1029.99 set
P10664088C	1964	red	1029.99 set
P10664093C	1964	green	1029.99 set
P10664094C	1964	aqua	1029.99 set
P10664095C	1964	blue	1029.99 set
P10664096C	1964	fawn	1029.99 set

### Impala - 9 Passenger Wagon

P10864001C	1964	black	1223.99 set
P10864086C	1964	saddle	1223.99 set
P10864088C	1964	red	1223.99 set
P10864093C	1964	green	1223.99 set
P10864095C	1964	blue	1223.99 set
P10864096C	1964	fawn	1223.99 set



## 1964 Impala Wagon Vinyl Upholstery

Reproduction 1964 Impala wagon upholstery made with correct Seville grain vinyl. Six passenger wagon sets includes front and second row seat upholstery, nine passenger sets include front, second and third row seat upholstery. Made in USA.

### Impala - 6 Passenger Wagon

P10664001V	1964	black	868.99 set
P10664086V	1964	saddle	868.99 set
P10664088V	1964	red	868.99 set
P10664093V	1964	green	868.99 set
P10664094V	1964	aqua	868.99 set
P10664095V	1964	blue	868.99 set
P10664096V	1964	fawn	868.99 set

### Impala - 9 Passenger Wagon


P10864001V	1964	black	998.99 set
P10864086V	1964	saddle	998.99 set
P10864088V	1964	red	998.99 set
P10864093V	1964	green	998.99 set
P10864094V	1964	aqua	998.99 set
P10864095V	1964	blue	998.99 set
P10864096V	1964	fawn	998.99 set



WARNING: Cancer and Reproductive Harm - www.P65Warnings.ca.gov

INTERIOR COMPONENTS

# 1964-65 Seat Upholstery



## 1964 Bel Air 2 Door Sedan Cloth Upholstery

Reproduction 1964 Bel Air 2 door and 4 door sedan upholstery made with original NOS cloth inserts and Seville grain vinyl. Made in USA.

Bel Air - 2 Door Sedan	
B10064088	1964 red ..... 874.99 set
B10064093	1964 green ..... 874.99 set
B10064094	1964 aqua ..... 874.99 set
B10064095	1964 blue ..... 874.99 set
B10064096	1964 fawn ..... 874.99 set


Bel Air - 4 Door Sedan	
B10164088	1964 red ..... 874.99 set
B10164093	1964 green ..... 874.99 set
B10164094	1964 aqua ..... 874.99 set
B10164095	1964 blue ..... 874.99 set
B10164096	1964 fawn ..... 874.99 set

## 1964 Bel Air Wagon Cloth Upholstery

Reproduction 1964 Bel Air wagon upholstery made with original NOS cloth inserts and Seville grain vinyl. Six passenger wagon sets includes front and second row seat upholstery, nine passenger sets include front, second and third row seat upholstery. Made in USA.

Bel Air - 6 Passenger Wagon	
B10264088	1964 red ..... 874.99 set
B10264093	1964 green ..... 874.99 set
B10264094	1964 aqua ..... 874.99 set
B10264095	1964 blue ..... 874.99 set
B10264096	1964 fawn ..... 874.99 set

Bel Air - 9 Passenger Wagon	
B10364088	1964 red ..... 998.99 set
B10364093	1964 green ..... 998.99 set
B10364094	1964 aqua ..... 998.99 set
B10364095	1964 blue ..... 998.99 set
B10364096	1964 fawn ..... 998.99 set




## 1964 Biscayne Sedan Cloth Upholstery

Reproduction 1964 Biscayne upholstery made with original NOS cloth inserts and Seville grain vinyl. Made in USA.

Biscayne - 2 Door Sedan	
B10464088	1964 red ..... 874.99 set
B10464094	1964 aqua ..... 874.99 set
B10464096	1964 fawn ..... 874.99 set

Biscayne - 4 Door Sedan	
B10564088	1964 red ..... 874.99 set
B10564094	1964 aqua ..... 874.99 set
B10564096	1964 fawn ..... 874.99 set




## 1965 Impala Hardtop Cloth Upholstery

Reproduction upholstery for 1965 two or four door hardtop Impala models. Upholstery designed for 50/50 split front bench seat for 2 door models and solid front bench for 4 door models. Sold in sets only. Made in USA.

Impala - 2 Door Hardtop	
P10065001	1965 black ..... 828.99 set
P10065086	1965 saddle ..... 828.99 set
P10065088	1965 red ..... 828.99 set
P10065093	1965 green ..... 828.99 set
P10065094	1965 aqua ..... 828.99 set
P10065095	1965 blue ..... 828.99 set
P10065096	1965 fawn ..... 828.99 set

Impala - 4 Door Hardtop	
P10165001	1965 black ..... 828.99 set
P10165086	1965 saddle ..... 828.99 set
P10165088	1965 red ..... 828.99 set
P10165093	1965 green ..... 828.99 set
P10165094	1965 aqua ..... 828.99 set
P10165096	1965 fawn ..... 828.99 set



## 1965 Biscayne Cloth Upholstery


Reproduction 1965 Biscayne 2 door sedan upholstery made with original NOS cloth and correct grain vinyls. Sets include front split bench and rear set covers. Made in USA.

**Important:** Rear seat insert may be seamed.

Biscayna - 2 Door Sedan	
B10065002	1965 red ..... 859.99 set
B10065006	1965 aqua ..... 859.99 set
B10065005	1965 fawn ..... 859.99 set



## Impala SS Colors



## 1965 Impala & SS Vinyl Upholstery

PU! reproduction upholstery for 1965 Impala and Super Sport models. Features sewn or dielectrically scaled pleated insert with correct Madrid grain vinyl. Color matched buttons are installed on non SS upholstery, color matched carpet installed on lower rear seat bottom on SS models as original. Made in USA.

**Note:** When ordering, please specify the two digit numerical color code at the end of the product number.

## Impala SS with Front Buckets

Front and Rear	
P107650	1965 2 door hardtop ..... 751.99 set
P107651	1965 convertible ..... 751.99 set

Front Buckets Only	
P207650	1965 2 door hardtop ..... 474.99 pr
P207650	1965 convertible ..... 474.99 pr

Rear Only	
P203650	1965 2 door hardtop ..... 284.99 ea
P207651	1965 convertible ..... 284.99 ea

## Impala with Front Split Bench

Front and Rear	
P110650	1965 2 door hardtop ..... 751.99 set
P100651	1965 convertible ..... 751.99 set

Front Split Bench Only	
P302651	1965 2 door hardtop ..... 474.99 ea
P302651	1965 convertible ..... 474.99 ea

Rear Only	
P303650	1965 2 door hardtop ..... 284.99 ea
P307651	1965 convertible ..... 284.99 ea

## Impala 4 Door


Front Only - Non-Split Bench	
P202651	1965 4 door sedan ..... 479.99 ea
P202651	1965 4 door wagon ..... 479.99 ea
P202651	1965 4 door hardtop ..... 479.99 ea

Rear Only - Second Row Seat	
P203651	1965 wagon ..... 374.99 ea

INTERIOR COMPONENTS



# 1965-66 Seat Upholstery




**1965 Impala 4 Door Cloth Upholstery**

Reproduction upholstery for 1965 Impala 4 door sedan models. Made with original NOS cloth and correct grain vinyls. Sets include front bench and rear seat covers and vinyl covered seat buttons. Made in USA.

*Note: Front seat backs may have plain vinyl substitute for channel.*


Impala - 4 Door Sedan			
P10265001	1965	black	828.99 set
P10265086	1965	saddle	828.99 set
P10265088	1965	red	828.99 set
P10265093	1965	green	828.99 set
P10265094	1965	aqua	828.99 set
P10265095	1965	blue	828.99 set
P10265096	1965	fawn	828.99 set



**1965 Impala Wagon Vinyl Upholstery**

Reproduction upholstery for 1965 Impala wagon models. Made with Madrid grain vinyls. Sold in sets only. Made in USA.


Impala - 6 Passenger Wagon			
P10365086	1965	saddle	768.99 set
P10365088	1965	red	768.99 set
P10365093	1965	green	768.99 set
P10365094	1965	aqua	768.99 set
P10365095	1965	blue	768.99 set
P10365096	1965	fawn	768.99 set



**1965 Bel Air Upholstery**

Reproduction seat upholstery set for 1965 Bel Air 2 door sedans. Features light toned Madrid grain vinyl with 2-tone ribbed NOS Regina cloth inserts. Includes correct channel vinyl seat backs and pre-installed listings for a smoother installation.

Bel Air - 2 Door Sedan			
16765	1965	red	858.99 set
16766	1965	blue	858.99 set
16767	1965	green	858.99 set
16768	1965	turquoise	858.99 set
16769	1965	fawn	858.99 set





**1966 Impala Cloth Upholstery**

Reproduction upholstery for 1966 Impala 2 door hardtop models. Made with Madrid grain vinyls and correct NOS cloth inserts. Available for 50/50 split front bench seat and rear bench seats. Sold in sets only. Made in USA.

*Note: Front seat backs may have plain vinyl substitute for channel.*

Impala - 2 Door Hardtop			
P10366001	1966	black	828.99 set
P10366088	1966	red	828.99 set
P10366093	1966	green	828.99 set
P10366094	1966	aqua/turquoise	828.99 set
P10366095	1966	blue	828.99 set
P10366096	1966	fawn	828.99 set



**1966 Impala & SS Vinyl Upholstery**

PUI reproduction upholstery for 1966 Impala and Super Sport models. Manufactured in original Madrid grain vinyl materials and features 3 rows of double needle stitching as original. Made in USA.

*Important: Buttons are not included. Dark fawn is no longer available in Madrid grain vinyl. Seville grain vinyl is used for the insert color in 2-tone fawn upholstery. See website for current fawn pricing.*


*Note: When ordering, please specify the two digit numerical color code at the end of the product number.*

Impala SS with Front Buckets			
<b>Front and Rear</b>			
P107660	1966	2 door hardtop	676.99 set
P107661	1966	convertible	676.99 set
<b>Front Buckets Only</b>			
P207660	1966	2 door hardtop	447.99 pr
P207661	1966	convertible	447.99 pr
<b>Rear Only</b>			
P203660	1966	2 door hardtop	234.99 ea
P207661	1966	convertible	234.99 ea

Impala with Front Split Bench			
<b>Front and Rear</b>			
P100660	1966	2 door hardtop	676.99 set
P100661	1966	convertible	676.99 set
<b>Front Split Bench Only</b>			
P202660	1966	2 door hardtop	459.99 ea
P202660	1966	convertible	459.99 ea
<b>Rear Only</b>			
P203660	1966	2 door hardtop	234.99 ea
P207661	1966	convertible	234.99 ea

Impala - 4 Door			
<b>Front Only - Non-Split Bench</b>			
P102661	1966	4 door sedan	474.99 ea
P102661	1966	4 door wagon	474.99 ea
<b>Rear Only - Station Wagon</b>			
P103661	1966	2nd row	333.99 ea
P103662	1966	3rd row	333.99 ea

# 1966-67 Seat Upholstery



black red green aqua blue fawn

## 1966 Impala 4 Door Upholstery

Reproduction upholstery for 1966 Impala 4 door hardtop and sedan models. Made with Madrid grain vinyls and correct NOS cloth inserts. Made in USA.


Note: Front seat backs may have plain vinyl substitute for channel.

Impala - 4 Door Hardtop		
P10166001	1966 black	828.99 set
P10166088	1966 red	828.99 set
P10166093	1966 green	828.99 set
P10166094	1966 aqua/turquoise	828.99 set
P10166095	1966 blue	828.99 set
P10166096	1966 fawn	828.99 set

Impala - 4 Door Sedan		
P10266001	1966 black	828.99 set
P10266088	1966 red	828.99 set
P10266093	1966 green	828.99 set
P10266094	1966 aqua/turquoise	828.99 set
P10266095	1966 blue	828.99 set
P10266096	1966 fawn	828.99 set



01 black 10 white 66-2-tone bright blue 88 red



94-2-tone aqua 95-2-tone lt. blue 96-2-tone fawn

## 1966 Impala 4 Door Hardtop

PUI reproduction upholstery for 1966 four door hardtop models. Manufactured in original Madrid grain vinyl materials. Features 3 vertical rows of double needle stitching as original upholstery. Made in USA.

Note: When ordering, please specify the two digit numerical color code at the end of the product number.

Impala - 4 Door Hardtop		
Front Bench Seat		
P102661	1966 4 door hardtop	474.99 ea


Rear Seat		
P103663	1966 4 door hardtop	333.99 ea



## 1966 Caprice Upholstery

Reproduction seat upholstery set for 1966 Caprice 2 door coupes. Features Madrid grain vinyl with cloth inserts sewn with the correct double pleats and seat buttons. Includes pre-installed listings for a smooth installation. Made in USA.

Caprice - 2 Door Hardtop		
Split Bench		
16262	1966 blue	868.99 set
16263	1966 fawn	868.99 set
16264	1966 black	868.99 set
Strato-Bench with Center Armrest		
23077	1966 black	868.99 set
23078	1966 fawn	868.99 set
23079	1966 blue	868.99 set



## 1966 Biscayne 2 Door Sedan Upholstery

Reproduction upholstery for 1966 Biscayne 2 door sedan models. Manufactured with NOS fabrics and original grain vinyls. Upholstery designed for split front bench seats. Sold in sets only. Features front split bench seat and rear seat. Made in USA.


Biscayne - 2 Door Sedan		
P11066002	1966 red	858.99 ea
P11066008	1966 blue	858.99 ea
P11066065	1966 fawn	858.99 ea



1967 Impala SS with Bucket front seats



1967 Impala SS with Strato-Bench front seat



01 black 02 red 03 light blue 04 bri. blue 05 gold



10 white 28 off-white 31 lt. aqua 94-2-tone aqua 95-2-tone lt. blue

## 1967 Impala SS Vinyl Upholstery

PUI reproduction upholstery for 1967 Impala Super Sport models. Manufactured to factory specifications. Features sewn vertical pleated inserts with correct Madrid grain vinyl. Made in USA.

Note: When ordering, please specify the two digit numerical color code at the end of the product number.

Impala SS with Front Buckets		
Front and Rear		
P107670	1967 2 door hardtop	676.99 set
P107671	1967 convertible	676.99 set

Front Buckets Only		
P207670	1967 2 door hardtop	459.99 pr
P207671	1967 convertible	459.99 pr

Rear Only		
P203670	1967 2 door hardtop	234.99 ea
P207671	1967 convertible	234.99 ea

Impala SS with Strato-Bench		
Front and Rear		
P109670	1967 2 door hardtop	676.99 set
P109671	1967 convertible	676.99 set


Front Strato-Bench Only		
P204671	1967 2 door hardtop	459.99 ea
P204671	1967 convertible	459.99 ea

Rear Only		
P203670	1967 2 door hardtop	234.99 ea
P207671	1967 convertible	234.99 ea

# 1967-68 Seat Upholstery

New!

PUI UNLIMITED INTERIORS



## USA 1967 Impala Vinyl Upholstery

PUI reproduction upholstery for 1967 Impala models. Manufactured to factory specifications. Features sewn vertical pleated inserts with correct Madrid grain vinyl. Made in USA.

**Important:** Buttons are not included. 2-tone and off-white color options are for hardtop and convertible only.

**Note:** When ordering, please specify the two digit numerical color code at the end of the product number.

### Impala with Front Split Bench

**Front and Rear**  
 P110670 1967 2 door hardtop ..... 676.99 set  
 P100671 1967 convertible ..... 676.99 set

**Front Split Bench Only**  
 P202671 1967 2 door hardtop ..... 459.99 ea  
 P202671 1967 convertible ..... 459.99 ea

**Rear Only**  
 P203670 1967 2 door hardtop ..... 234.99 ea  
 P207671 1967 convertible ..... 234.99 ea

### Impala - 4 Door

**Front Only - Non-Split Bench**  
 P101670 1967 4 door sedan ..... 474.99 ea  
 P101670 1967 4 door wagon ..... 474.99 ea

**Rear Only - Second Row Seat**  
 P101671 1967 wagon ..... 333.99 ea

New!

PUI UNLIMITED INTERIORS





## USA 1967 Caprice Vinyl Upholstery

The 1967 Caprice 2 door formal coupe front bucket and rear seat covers are manufactured from Madrid grain vinyl with matching carpet on the bottom of the seat back. The sewn inserts feature three vertical seams accented with buttons. Buttons included. Made in USA.

**Note:** When ordering, please specify the two digit numerical color code at the end of the product number.

### Caprice - 2 Door Hardtop

P108670 1967 front and rear ..... 760.99 set  
 P407670 1967 front bucket ..... 459.99 pr  
 P403670 1967 rear bench ..... 319.99 ea



## USA 1967 Impala Cloth Upholstery

Reproduction upholstery for 1967 Impala Romaine cloth and Madrid grain vinyl for 1967 2 door hardtop models. Features correctly sewn cloth inserts and Madrid grain vinyl for 50/50 split front bench and rear bench interiors. Sold in sets only. Made in USA.


**Important:** Buttons are not included.

### Impala - 2 Door Hardtop

P10067001 1967 black ..... 828.99 set  
 P10067076 1967 maroon ..... 828.99 set  
 P10067094 1967 aqua/turquoise ..... 828.99 set  
 P10067095 1967 blue ..... 828.99 set  
 P10067099 1967 gold ..... 828.99 set

New!

PUI UNLIMITED INTERIORS



## USA 1968 Caprice Upholstery

Reproduction upholstery for 1968 Caprice 2 door hard top models with front bucket seats. Features Madrid grain vinyl, double stitched horizontal seams, correct vertical pleats, and new seat buttons. Made in USA.

**Note:** When ordering, please specify the two digit numerical color code at the end of the product number.

### Caprice - 2 Door Hardtop

P10981 1968 full set ..... 849.99 set  
 P10980 1968 front buckets ..... 447.99 pr  
 P401682 1968 rear bench ..... 409.99 ea



## USA 1968 Biscayne Upholstery

Reproduction upholstery for 1968 Biscayne 2 door sedans. The blue and gold covers are made with correct original cloth inserts, while the black is made with ribbed vinyl inserts. Sold in sets only. Made in USA.

### Biscayne - 2 Door Sedan

B10068001 1968 black - all vinyl ..... 859.99 set  
 B10068008 1968 medium blue ..... 859.99 set  
 B10068009 1968 ivy gold ..... 859.99 set

# 1968-69 Seat Upholstery



**CARS**  
RESTORATION



black gray green ivy gold aqua/turq. blue

## USA 1968 Impala Cloth Upholstery


Reproduction upholstery for 1968 two door hardtop standard Impala models. All covers are made with correct Madrid grain vinyls and original cloths. Designed for 50/50 split front bench seats and sewn to the original double needle pleating. Sold in sets only. Made in USA.

**Important:** Buttons are not included.

Impala - 2 Door Hardtop	
P10068001	1968 black..... \$28.99 set
P10068022	1968 gray green..... \$28.99 set
P10068074	1968 ivy gold..... \$28.99 set
P10068094	1968 aqua/turquoise... \$28.99 set
P10068095	1968 blue..... \$28.99 set



01 black 02 red 03 light blue 08 med. blue



09 ivy gold 25 pearl parch. aqua/turquoise

## USA 1968 Impala Vinyl Upholstery

PUI reproduction upholstery for 1968 two door hardtop, convertible Impala and Impala custom models. Correct vinyl Madrid grain is used throughout for it's originality. Made in USA.

**Important:** Buttons are not included.

**Note:** When ordering, please specify the two digit numerical color code at the end of the product number.

Impala with Front Split Bench	
P110680	1968 2 door hardtop..... 676.99 set
P100681	1968 convertible..... 676.99 set

Front Split Bench Only	
P301680	1968 2 door hardtop..... 459.99 ea
P301680	1968 convertible..... 459.99 ea

Rear Only	
P301682	1968 2 door hardtop..... 234.99 ea
P307681	1968 convertible..... 234.99 ea
P301683	1968 2 door sedan..... 234.99 ea

Impala - 4 Door	
P201680	1968 4 door sedan..... 479.99 ea
P201680	1968 4 door wagon..... 479.99 ea
P201680	1968 4 door hardtop..... 479.99 ea

Rear Only - Second Row Seat	
P201682	1968 wagon..... 344.99 ea


**New!**




1968 Impala SS parchment front buckets




1968 Impala SS parchment rear hardtop



1968 Impala SS rear convertible



01 black 02 red 25 pearl parch.



73 black/pearl 74 ivy gold/green 95 2-tone blue

## USA 1968 Impala SS Vinyl Upholstery

Reproduction upholstery for 1968 two door hardtop and convertible SS Impala models. Correct vinyl Madrid grain is used throughout for it's originality. Accent stripes is done in alternate color for two-tone upholstery. Designed for front bucket seats Made in USA.

**Note:** When ordering, please specify the two digit numerical color code at the end of the product number.

Impala SS with Front Buckets	
<b>Front and Rear</b>	
P107680	1968 2 door hardtop .... 676.99 set
P107681	1968 convertible..... 676.99 set
<b>Front Buckets Only</b>	
P207680	1968 2 door hardtop ..... 459.99 pr
P207680	1968 convertible..... 459.99 pr
<b>Rear Only</b>	
P203680	1968 2 door hardtop ..... 234.99 ea
P207681	1968 convertible..... 234.99 ea


**New!**



1969 Impala red front split bench



1969 Impala black front buckets



01 black 02 red 07 parchment 12 dark blue



13 dark green 14 light green 35 dark aqua

## USA 1969 Impala Vinyl Upholstery

Reproduction upholstery for 1969 2 door hardtop and convertible models. Matching original design with multiple narrow, padded pleats. Made in USA.

**Note:** When ordering, please specify the two digit numerical color code at the end of the product number.

Impala SS with Front Buckets	
<b>Front and Rear</b>	
P107690	1969 2 door hardtop ..... 676.99 set
P107691	1969 convertible..... 676.99 set
<b>Front Buckets Only</b>	
P207690	1969 2 door hardtop ..... 459.99 ea
P207690	1969 convertible..... 459.99 ea
<b>Rear Only</b>	
P203690	1969 2 door hardtop ..... 234.99 ea
P207691	1969 convertible..... 234.99 ea
<b>Impala with Front Split Bench</b>	
<b>Front and Rear</b>	
P110690	1969 2 door hardtop ..... 676.99 set
P110691	1969 convertible..... 676.99 set
<b>Front Split Bench Only</b>	
P201690	1969 2 door hardtop ..... 459.99 ea
P201690	1969 convertible..... 459.99 ea
<b>Rear Only</b>	
P203690	1969 2 door hardtop ..... 234.99 ea
P207691	1969 convertible..... 234.99 ea

# 1969-72 Seat Upholstery



1970 Impala black front split bench



1970 Impala black rear



black gold turquoise blue dk. green ivy green

## 1969 Impala Cloth Upholstery

Reproduction upholstery for 1969 standard 2 door hardtop models with 50/50 split bench front seat. Matching original design Reveille Impala cloth and Madrid grain vinyl with double needle stitching. Sold in sets only. Made in USA.

### Impala - 2 Door Hardtop

Split Bench Front Seat	
P10069001	1969 black..... 828.99 set
P10069005	1969 gold..... 828.99 set
P10069006	1969 turquoise..... 828.99 set
P10069012	1969 dark blue..... 828.99 set
P10069013	1969 dark green..... 828.99 set
P10069022	1969 ivy green..... 828.99 set




black gold turquoise blue dark green

## 1970 Impala Cloth Upholstery

Reproduction cloth upholstery for 1970 two door hardtop models with a split bench front seat. Features the correct Rondo cloth and Madrid vinyl, with the signature double stitched vertical seams. Sold in sets only. Made in USA.

### Impala - 2 Door Hardtop

Split Bench Front Seat	
P10070001	1970 black..... 828.99 set
P10070005	1970 gold..... 828.99 set
P10070006	1970 turquoise..... 828.99 set
P10070008	1970 medium blue..... 828.99 set
P10070013	1970 dark green..... 828.99 set



01 black 02 red 03 lt. blue 13 dk. green 24 saddle 44 sandwood

## 1970 Impala Vinyl Upholstery

Reproduction all-vinyl upholstery for 1970 two door hardtop or convertible models with a split bench front seat. Features the correct Madrid and Elk grain vinyls with the signature double stitched vertical seams. Made in USA. **Note:** When ordering, please specify the two digit numerical color code at the end of the product number.

### Impala

Front and Rear	
P110700	1970 2 door hardtop..... 676.99 set
P110701	1970 convertible..... 676.99 set
Front Split Bench Only	
P301700	1970 2 door hardtop..... 459.99 ea
P301700	1970 convertible..... 459.99 ea
Rear Only	
P303700	1970 2 door hardtop..... 234.99 ea
P307700	1970 convertible..... 234.99 ea




black dark blue jade maize

## 1971 Impala Cloth Upholstery

Reproduction Impala 2 door hardtop split bench seat upholstery. The upholstery is made using the correct vinyls and cloth inserts. Made in USA. **Important:** Square seat buttons are not included.

### Impala - 2 Door Hardtop

P10071001	1971 black..... 888.99 ea
P10071012	1971 dark blue..... 888.99 ea
P10071046	1971 jade green..... 888.99 ea
P10071051	1971 maize..... 888.99 ea



01 black 10 white 12 dark blue 13 dark green

## 1971-72 Impala Vinyl Upholstery

Reproduction all-vinyl upholstery for 1971-72 two door hardtop and convertible models with a split bench front seat. Features the correct Madrid and Tetra grain vinyls with the signature vertical pleating and horizontal bar. Made in USA. **Note:** When ordering, please specify the two digit numerical color code at the end of the product number.



18 dark saddle 44 sandwood 46 jade green 51 covert

## 1971-72 Impala Vinyl Upholstery

Reproduction all-vinyl upholstery for 1971-72 two door hardtop and convertible models with a split bench front seat. Features the correct Madrid and Tetra grain vinyls with the signature vertical pleating and horizontal bar. Made in USA. **Note:** When ordering, please specify the two digit numerical color code at the end of the product number.

### Impala

Front and Rear	
P110710	1971-72 2 door hardtop . 676.99 set
P110711	1971-72 convertible ..... 676.99 set
Front Split Bench Only	
P201710	1971-72 2 door hardtop . 459.99 ea
P201710	1971-72 convertible ..... 459.99 ea
Rear Only	
P203710	1971-72 2 door hardtop . 234.99 ea
P207711	1971-72 convertible ..... 234.99 ea



black dark blue dark green covert pewter

## 1972 Impala Cloth Upholstery

Reproduction 2 door split bench seat upholstery. The upholstery is made using the correct vinyls and cloth inserts. Made in USA. **Important:** Square seat buttons are not included.

### Impala - 2 Door Hardtop

P10072001	1972 black..... 888.99 ea
P10072012	1972 dark blue..... 888.99 ea
P10072013	1972 dark green..... 888.99 ea
P10072051	1972 covert..... 888.99 ea
P10072056	1972 pewter..... 888.99 ea

# Upholstery Seat Foam



PU  
REPRODUCTION  
PROTECTIVE



black white

MADE  
IN  
USA

## 1974-75 Caprice Convertible Upholstery

Reproduction upholstery set for 1974-75 Caprice convertible models. Manufactured with Madrid vinyl and Tetra grain vinyl inserts as original. Features the correct double stitched vertical seams and includes buttons. Made in USA.

### Front Only

P1099001	1974-75	black	661.99 set
P1099010	1974-75	white	661.99 set

### Complete Set

P1099101	1974-75	black	1154.99 set
P1099110	1974-75	white	1154.99 set

PU  
REPRODUCTION  
PROTECTIVE



B1029400227

MADE  
IN  
USA

## 1984-86 Impala SS Upholstery

Classic offers quality replacement upholstery even for the newest of classic Impala models, the 1994-96 Impala SS. This all-leather seat upholstery features both perforated and Sierra grain leather in the original gray. The headrests feature detailed SS embroidery as original. Don't let worn upholstery diminish your modern classic! Made in USA.

**Important:** Available in gray only as shown. Check your headrest width to be sure you order the correct headrest for your Impala. Headrest dimensions vary.

<b>Complete Set with 10-1/2" Headrest Covers</b>	
B1009400227	1994-96 gray 2518.99 set

<b>Complete Set with 9-3/8" Headrest Covers</b>	
B1009401227	1994-96 gray 2518.99 set

<b>Front Buckets without Headrest Covers</b>	
B1029400227	1994-96 gray 1272.99 pr

<b>Rear Seat</b>	
B1039400227	1994-96 gray 1272.99 pr

<b>Headrest Covers</b>	
B11227	1994-96 gray - 10-1/2" 104.99 pr
B11227	1994-96 gray - 9-3/8" 104.99 pr

OEM AUTHORIZED



SF128

SF129



SF112

SF111

## 1962-72 Front Bucket Seat Foam

Seat foam is recommended when replacing your original upholstery. You'll get a great fit and easier installation using reproduction seat foam. Each replacement piece is manufactured to exact OEM specifications using original density foam which allows your new reproduction upholstery to install correctly while maintaining a factory appearance. Seat foam includes woven cloth backing which protects the seat foam from the seat springs. Seat foams fit both LH and RH seats.

Note: Shipped oversize.

SF128	1962-63	LH or RH	119.99 ea
SF128PR	1962-63	LH and RH	229.99 pr
SF129	1964	LH or RH	119.99 ea
SF129PR	1964	LH and RH	229.99 pr
SF112	1965	LH or RH	107.99 set
SF112PR	1965	LH and RH	212.99 pr
SF111	1966-68	LH or RH	109.99 set
SF111PR	1966-68	LH and RH	208.99 pr
SF132	1971-72	LH or RH	121.99 ea
SF132PR	1971-72	LH and RH	208.99 pr

OEM AUTHORIZED

## Universal Seat Foam

Our universal fit seat foam sheet measures 68" x 36" x 1-1/2" and is a high density sheet foam suitable for all non-molded rear seats, front bench seats, or wagon seats. White in color for no show through, one piece covers one backrest or one cushion. Order 2 pieces for a full seat. May be used for a variety of applications including front bench seats, rear seats, and even wagon seats.

Note: Shipped oversize.

SF119	universal	68" x 36" x 1-1/2"	59.99 ea
-------	-----------	--------------------	----------

CLASSIC  
CARPETS  
UPHOLSTERY  
SEAT FOAM  
PLAID & BLENDED



B6170



B1724



SF597

## 1959-70 Front Split-Bench Seat Foam

When replacing the interior in your classic Chevrolet, replacing the seat foam is always recommended. This high-quality seat foam fits 1959-70 full size models with a split bench seat and has the same fit and comfort as original.

Note: Shipped oversize. \*Rear shipped double oversize.

### Front Seat Foam

<b>Split Bench - 2 Door</b>	
B6170	1961-70 3 piece 344.99 set

<b>Bench - 4 Door</b>	
B1724	1961-64 2 piece 274.99 set
B1725	1965-70 2 piece 274.99 set

### Rear Seat Foam

<b>Rear Seat - 2 Door</b>	
SF597*	1959-67 hardtop/conv 344.99 set

<b>Rear Seat - 4 Door</b>	
SF617	1961-64 2 piece 274.99 set



K10010

## Upholstery Installation Set

Classic Industries® offers upholstery installation kits that include hog ring pliers and enough hog rings to install one complete upholstery set. The pliers provided with the deluxe kit are considered heavy-duty and easier to work with when installing upholstery.

<b>Basic Installation Set</b>	
K10000	hog rings and pliers 10.99 set

<b>Deluxe Installation Set</b>	
K10010	hog rings & heavy-duty pliers 28.99 set

<b>Hog Rings Only</b>	
K10010A	hog rings (60) 6.99 set

# Seat Components

New!



PU Leads to urethane partitions

## 1961-64 Seat Upholstery Bolt

Reproduction seat upholstery stainless capped bolt for 1961-64 full size models. Manufactured to factory specifications offering an authentic replacement for the old or worn out originals. Sold individually.

CB1278 1961-64 5/8" ..... 2.99 ea

**OEZ AUTHORIZED**



AK50101

## Upholstery Installation Set

These padding sets for Chevrolet full size seats include material to insulate and pad seat frames prior to installing new upholstery.

Note: \*Shipped overseas.

### Front Bucket Seats

Includes: burlap, listing wire, and 2" felt.  
AK50101 universal ..... 39.99 set

### Front Bench Seats

Includes: 1-1/2" foam, cotton roll, burlap, listing wire, muslin, and 2" felt.

AK50104\* universal ..... 249.99 set

### Rear Bench Seats

Includes: 1-1/2" foam, cotton roll, burlap, listing wire and muslin.

AK50102\* universal ..... 239.99 set  
AK50105 universal - foam only ..... 179.99 set

### Universal Foam Sheet

This universal foam sheet is 1-1/2" thick and measures 36" x 68".

SF119\* universal ..... 59.99 ea



CM2031



E1114



IN0456Z



G7538

## 1958-90 Seat Adjusting Knob

Die-cast chrome seat knob attaches to lower seat back area and allows seat back to move forward and backward. Sold individually.

### Chrome

CM2030 1958-60 all ..... 26.99 ea  
CM2031 1961 with bench ..... 26.99 ea  
CM2031 1962-64 with bench ..... 26.99 ea  
CM2032 1962-64 with buckets ..... 26.99 ea  
E1114 1965 all ..... 12.99 ea  
E1114 1966 all - short design 12.99 ea  
IN0456Z 1966 all - long design 14.99 ea  
K15 1967-70 all ..... 7.99 ea

### Black - Genuine GM

G7538 1970-90 black ..... 5.99 ea



BK7901  
RH shown



BK7902  
RH shown

## 1962-65 Bucket Seat Trim

Chrome seat trim for 1962-65 models with bucket seats. Be sure to check your original to see if you need the 1962-64 style with straight inner molding or the 1965 style with a hockey stick style molding on both sides.

### 1962-64 with Straight Inner Molding

BK7901 1962-64 LH and RH ..... 329.99 kit  
B99163 1962-64 LH ..... 174.99 ea  
B99162 1962-64 RH ..... 174.99 ea

### 1965 with Curved Inner Molding

BK7902 1965 LH and RH ..... 399.99 kit  
B99165 1965 LH ..... 219.99 ea  
B99165 1965 RH ..... 219.99 ea

**OEZ AUTHORIZED**



ND7098



ND7098 - detail

## 1966-68 Bucket Seat Chrome Molding Trim

This reproduction trim can make your original bucket seats look great after replacing the upholstery. The set will provide enough chrome beading for both front bucket upper and lower sections. 6 piece set includes 4 pieces at 26" and 2 pieces at 50".

### 6 Piece Set

ND7098 1966-68 ..... 24.99 set

### Sold By The Foot

153682 1966-68 ..... 99 ft

## 1962-66 Impala SS Seat Pivot Caps

Reproduction pivot bolt cap for 1962-66 Impala SS models. Die-cast and chromed as original. Sold in pairs.  
B99122 1962-66 ..... 11.99 pr



## 1966-68 Bucket Seat Molded End Caps

OER® Authorized correct stainless steel plated molded end caps installed on 1966-68 bucket seats.  
ND6668 1966-68 12 piece ..... 15.99 set



New!

## 1958 Rear Seat Top Garnish Moldings

Reproduction rear seat top garnish moldings for 1958 convertible models. These high-quality garnish moldings are manufactured to factory specifications from stamped steel featuring the correct configuration for an authentic appearance and fit. LH and RH.  
RD7015 1958 convertible ..... 499.99 pr

## 1969 Seat Back Release Button

Reproduction seat back release button and bezel for 1969 Impala and Caprice models with bucket seats. Includes plastic button and bezel.

Note: The spring assembly and retainer are not included.

P1004 1969 LH or RH ..... 24.99 ea



## 1962-64 Rear Seat Side Filler Panels

Reproduction interior rear seat side filler panels for 1962-64 full size Chevrolet hardtop models. Manufactured from steel as original, these panels attach with screws to the inside of the rear quarter panel area and the sides of the rear seat. Hardware not included.

B11903 1962-64 ..... 74.99 pr

New!



USA

## 1958-67 Rear Seat Backrest Upper Hooks

Reproduction rear seat upper hook mounting brackets for 1958-67 Chevrolet full size models. The bracket has three holes that can be used to either screw-in or weld-on. Depending on the model and year, there are 2-4 hooks for the rear seat. Sold in pairs.

L7023P 1958-67 2 piece ..... 34.99 pr

## 1965-74 Seat Lower Cover Fastener

Correct replacement fastener designed to hold the power seat adjuster track cover properly. Use as needed.

G1619 1965-74 sold individually ..... 2.99 ea

New!



## 1969-72 Bucket Seat Bracket Cover Fasteners

Correct style reproduction bucket seat bracket cover fasteners for 1969-72 Impala, Bel Air, Biscayne, and Caprice models. These fasteners attach the bucket seat side bracket covers onto the bracket. Manufactured to correct specifications. Sold in pairs.

K114 1969-72 full size ..... 4.99 pr

# Seat Components

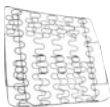


14333


## 1966-69 Bucket Seat Frame Assembly

This is just what you have been looking for! Your seat frames have probably already been welded at least once and they still lean to the side. These all steel constructed frames are just what you need to bring your 1966-69 full size Chevrolet bucket seats back to original shape.

14332	1966-68	LH	389.99 ea
14333	1966-68	RH	389.99 ea
14334	1969	LH or RH	419.99 ea



SS402



SS403

1962-65 bucket seat side support springs	SS401
1966-69 bucket seat side support springs	SS408

## 1958-70 Seat Support Springs

Correct reproductions of the front bench or bench seat springs. One of the most commonly broken or worn out items on your bucket seats are the seat springs located behind the upper or lower portion of the seat foam. The side seat support springs are also available for 1958-70 full size models with bench seat. These new springs and side support springs will allow the upholstery seat foam to fit the way the factory intended. Highly recommended when replacing your upholstery. They will refresh the feel and appearance of your bucket seats.

**Important:** Professional installation is recommended.

### Seat Side Springs for Bottom

SS409	1958-70	bench seat	39.99 set
SS401	1962-65	bucket seats	25.99 pr
SS408	1966-69	bucket seat	51.99 ea

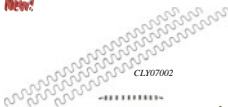
### Seat Bottom Springs with Side Springs

SS403	1962-65	bucket seat	109.99 ea
SS405	1966-67	bucket seat	109.99 ea
SS407	1968-69	bucket seat	119.99 ea

### Seat Back Springs

SS402	1962-65	bucket seat	109.99 ea
SS404	1966-67	bucket seat	109.99 ea
SS406	1968-69	bucket seat	109.99 ea

New!




CLY7002

## 1958-70 Seat Spring Partial Repair Kit

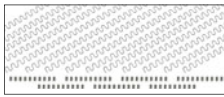
Seat spring repair set for 1958-70 Chevrolet full size models. Whether you're replacing an entire spring or simply need to patch up a few areas. The kit includes 3 strands of the zigzag wire (50" length), 12 specialty upholstery clips, and installation instructions.

CLY7002	1958-70	seat back	27.99 kit
CLY7001	1958-70	seat bottom	27.99 kit

New!



seat springs installed



L071212D

## 1958-70 Seat Spring Repair Kit

Front and rear bench seat spring repair kits for various 1958-70 Chevrolet full size models. This kit includes all the seat spring material, edge wire, and clips required to do a complete upper or lower seat restoration. The spring pattern fits wonderfully with the original wire. **Note:** The springs do not come pre-assembled. The spring material and edge wire will come in a coil and will have to be cut, bent and formed to the proper lengths.

### Front Seat Upper Kit

L071212D	1958-64	2 door	185.99 kit
L071212D	1959-60	El Camino	185.99 kit
L071214D	1958-64	4 door	185.99 kit
Y07036	1965-70	2 door	189.99 kit

### Front Seat Bottom Kit

L07122	1958-64	2 or 4 door	194.99 kit
Y07039	1965-70	2 or 4 door	167.99 kit

### Rear Seat Upper Kit

L07123H	1958-64	2dr hdt/cnv	216.99 kit
L07123S	1958-64	2 or 4 dr sdn	204.99 kit
L07123S	1958-64	4 door hdt/cnv	204.99 kit
Y07038H	1965-70	2dr hdt/cnv	218.99 kit
Y07038S	1965-70	2 or 4dr sdn	209.99 kit
Y07038S	1965-70	4 door hdt/cnv	209.99 kit

### Rear Seat Bottom Kit

L07118H	1958-64	2dr hdt/cnv	176.99 kit
L07118S	1958-64	2 or 4dr sdn	196.99 kit
L07118S	1958-64	4 door hdt/cnv	196.99 kit
Y07037H	1965-70	2 door	168.99 kit
Y07037S	1965-70	2 or 4dr sdn	190.99 kit
Y07037S	1965-70	4 door hdt/cnv	190.99 kit

New!



SH17

- Two temperature settings (high and low)
- Digital electronic controller
- Built in one hour safety shut off
- Compatible with remote start
- Individually fused

USA

## Universal Seat Heater

Add comfort to your classic with this great seat heater. Safe and durable, heat up in seconds and quickly provide comforting warmth through the seat cushions long before the vehicle's heater has had a chance to heat up the interior. The peel and stick seat heater element fits under the seat cover without detection. Contains two heating elements. Safely wired into the vehicle's electrical system.

SH17	10-1/4" x 8" and 10" x 11-3/8"	191.99 ea
SH18	10-3/8" x 8" and 14-1/2" x 10"	191.99 ea
SH01	12" x 10" and 12" x 10"	191.99 ea

New!



61001

## Universal Heat Seater

Keep warm on those cold mornings when you install these high tech seat heaters in your vehicle. The carbon fiber pads have an even heat distribution for all over comfort. 2 pads are included, 1 for the seat cushion and 1 for the seat back. Installation requires removing a few hog rings to place each pad between your seat foam and upholstery. Each pad measures 11" x 22", and can be trimmed to custom fit your vehicle. A complete 8' wiring harness is included that connects both heating elements to the lighted, 3 position switch (high, low, off). All mounting hardware and installation instructions are included.

61001	individual	79.99 ea
61001PR	pair	136.99 pr

New!



## 1966-72 Front Bench Seat Extenders

Seat track extenders for bench seat for 1966-72 Impala full size models. These bolt to the seat and attaches to the adjuster giving about 2 inches more leg room.

IN10503Z	1966-72	bench seat	89.99 ea
----------	---------	------------	----------





# Seat Components

New!



## 1958 Bench to Bucket Conversion Seat Track and Floor Bracket Kit

These 1958 Impala Super Sport conversion bucket seat floor brackets with tracks are a custom fit part. This kit allows you to install any pair of 1962-65 Impala SS bucket seats into your 1958 Chevy. For those who don't like the modern bucket seats but want something more vintage or period correct, this is the perfect kit to make the Impala SS bucket seats so much easier. The braces are made specifically to fit the contour of a 1958-60 floor pan with very little modification to the floor pan, welding is necessary.

L07094 1958 LH and RH ..... 748.99 kit

New!



## 1959-60 Bench to Bucket Conversion Seat Track and Floor Bracket Kit

These 1959-60 Impala Super Sport conversion bucket seat floor brackets with tracks are a custom fit part. This kit allows you to install any pair of 1962-65 Impala SS bucket seats into your 1959-60 Chevy. For those who don't like the modern bucket seats but want something more vintage or period correct, this is the perfect kit to make the Impala SS bucket seats so much easier. The braces are made specifically to fit the contour of a 1959-60 floor pan with very little modification to the floor pan, welding is necessary.

L07095 1959-60 LH and RH ..... 748.99 kit

GM AUTHORIZED



## 1962-64 Impala Bucket Seat Tracks

Reproduction seat adjusting tracks for 1962-64 Impala models with bucket seats. These tracks mount the bucket seats to the floor and allow the seats to adjust forward and backward. Manufactured to OEM specifications, these stamped steel brackets will replace the originals exactly. Each set includes the inner and outer track and the adjusting lever. Two sets required per vehicle.

4846133 1962-64 LH ..... 132.99 set  
4846132 1962-64 RH ..... 132.99 set

NEW  
USA



## 1966-69 Bucket Seat Tracks

Reproduction seat adjusting tracks for 1966-69 full size models equipped with bucket seats. These tracks mount the bucket seat to the floor and allows the front seat to slide forward and backward. Manufactured to factory specifications. Sold in pairs, will replace both the driver and passenger bucket seat tracks.

A6100201 1966-69 LH and RH ..... 299.99 set

New!



## 1958-70 Bench Seat Track Relocation Brackets

Custom seat track relocation mounting brackets for 1958-70 Chevrolet full size models with a front bench seat. These relocation brackets allow the seat tracks to be moved back 2 or 4 inches, a perfect solution for taller drivers or for those who wish to have a little more room when driving. Installation hardware included.

L7154 1958 bench ..... 118.99 pr  
L7155 1959-60 bench ..... 118.99 pr  
L7156 1961-62 bench ..... 118.99 pr  
Y7046 1965-70 bench ..... 118.99 pr

New!




## 1959-60 Seat Track Release Wire Bracket

Reproduction front seat track release wire bracket for 1959-60 Chevrolet full size models. Fits all 1959-60 full size models equipped with a bench seat.

L07115P 1959-60 front seat ..... 18.99 ea

New!




## 1959-64 Seat Track Riser Brackets

Reproduction front bench seat track riser brackets for various 1959-64 Chevrolet full size models. These risers are intended to replace the lower stands that are riveted to the seat track slider and bolt the tracks to the floor. Includes two risers to complete one bench seat track. LH or RH.

L7158 1959-60 LH or RH ..... 120.99 pr  
L7159 1961-64 LH or RH ..... 109.99 pr

New!



## 1959-64 Rear Seat to Floor Brackets

Reproduction rear seat to floor mounting brackets for 1959-64 Impala 2 door hardtop models. These brackets weld to the floor pan and secure the seat to the floor. Manufactured from stamped steel to factory specifications. LH and RH.

### Floor Mounting Brackets

L070221P 1959-60 2 door hardtop ... 75.99 pr  
L07055P 1961-64 2 door hardtop ... 74.99 pr

### Rear Seat Riser and Floor Mounting Brackets

L07022P 1959-60 2 door hardtop ... 152.99 set

New!



## 1959-66 Front Split Bench Seat Seat Shell Mounting Bracket Set

Reproduction lower seat shell bracket sets for 1959-66 Impala and 1966 Caprice models with a split bench front seat. These high-quality bracket sets include the brackets needed to mount the Impala lower seat shells.

Note: \*This set can also be used to convert a Bel Air split bench seats to accept the Impala seat shell trim.

### Complete Bracket Set

L07143P\* 1959-60 10 piece ..... 219.99 set  
L07141 1961-64 6 piece ..... 174.99 set  
Y07045P 1965-66 6 piece ..... 174.99 set

### Lower Brackets Only

L07116P 1959-60 4 piece ..... 109.99 set

GM AUTHORIZED



## 1961-70 Bucket Seat Mounting Brackets

Designed for original GM bucket seats, these stamped steel brackets exceed factory design in thickness and quality. Bucket seat mounting brackets are required when replacing a front bench seat with 2 front bucket seats on 1961-70 full size Chevrolet models.

14067 1961-64 4 piece ..... 79.99 set  
S180247 1965-70 4 piece ..... 90.99 set



## 1959-60 Rear Seat Riser

Reproduction rear seat risers for 1959-60 full size 2 door hardtops and convertible models. Correct profiles and contours will ensure proper fit when replacing your damaged or rusted originals.

B13307 1959-60 LH ..... 88.99 ea  
B13308 1959-60 RH ..... 88.99 ea

# Seat Components

**New!**



## 1958-60 Bench Seat Track Springs

Reproduction front seat track springs for 1958-60 Chevrolet full size models. These high-quality reproduction springs are manufactured to factory specifications. Attaches to the seat and seat slider to allow an easier return when adjusting the front seat.

L07149	1958	front bench	44.99 pr
L07148	1959-60	front bench	44.99 pr

**New!**



## 1961-65 Seat Track Adjustment Spring

Reproduction front bench or bucket seat track adjustment spring and bracket for all 1961-65 Chevrolet full size models. This high-quality reproduction spring and bracket set is manufactured to factory specifications. The spring attaches to the seat and seat slider to allow an easier return when adjusting the front seat. 2 sets required for bucket seats.

LY07002	1961-65	per seat	38.99 set
---------	---------	----------	-----------

**OER**



## 1967 Seat Adjuster Springs

Reproduction of the seat track lever return springs for 1967 Impala or Caprice models. Sold as a pair. Replaces the springs for one seat. 2 pair required per vehicle.

E386	1967		8.99 pr
------	------	--	---------

**New!**



## 1958-70 Bench Seat Adjustment Wire Cable

Reproduction front seat track adjustment cable for 1958-70 Chevrolet full size models. These high-quality reproduction cables are manufactured from stainless steel so that it will never rust or deteriorate. Fits all Chevrolet full size models equipped with a bench seat.

L07063	1958	front bench	44.99 ea
L07061	1959-60	front bench	44.99 ea
L07062	1961-64	front bench	44.99 ea
Y07021	1965-66	front bench	44.99 ea
Y07025	1967-70	front bench	44.99 ea

**OER** AUTHORIZED



## 1969 Bucket Seat Headrest Lock

OER® Authorized headrest lock for 1969 Impala models with bucket seats. Produced with correct chrome finish. Recommended when replacing your seat upholstery to restore your classic GM vehicle's interior to a factory fresh appearance. 2 required per bucket seat. 4 required per vehicle.

Note: 1969 second design (1st design had a round knob).

N1500	1969	LH or RH	16.99 ea
-------	------	----------	----------

**OER**



## 1961-68 Seat Stop Set

Replacement seat stop set for 1961-68 two door models with a split bench front seat. Eliminates rattles and other problems caused by faulty seat stops. One set required per vehicle.

SSK001	1961-68	12 piece	14.99 set
--------	---------	----------	-----------

**OER**



7712535 - installed



7712535

K980

## 1962-70 Seat Back Bumpers

Keep your seats properly aligned and prevent damage to seats by replacing the seat back rubber bumpers. Choose the correct bumper for your model.

7712535	1962-70	oval	5.99 ea
K980	1966-72	round with screws	5.99 pr

## 1961-74 Wagon Seat Back Bumper

Replacement rubber bumper for 1961-74 full size 6 passenger station wagon models. Mounts to the second row seat on the lock side. Designed to keep the seat aligned properly. Sold individually.

9841451	1961-74		4.99 ea
---------	---------	--	---------

**New!**



## Universal Padded Seat Cushion

Protect your seat with this padded seat cushion. Great for people on the go, this cushion will add more comfort to your seat and protect it from the abuse of everyday use. Sold individually.

14784	universal	gold Bow Tie	36.99 ea
-------	-----------	--------------	----------

**PU** UPHOLSTERY



black	'69 red	'70 red	parchment
dark blue	dark green	light green	saddle
sandalwood dk. saddle	jule green	gold	white


## 1969-72 Bench Seat Headrest Covers

Replacement bench seat headrest covers for 1969-72 front seats. The headrest covers feature the correct Madrid grain vinyl in the corresponding bench seat color for a superior match. All covers are pre-sewn and ready-to-install.

P69401	1969-70	black	53.99 pr
P69402	1969	red	53.99 pr
P70477	1969-70	gold	53.99 pr
P70402	1970	red	53.99 pr
P69407	1969-70	parchment	53.99 pr
P69412	1969-70	dark blue	53.99 pr
P69413	1969-70	dark green	53.99 pr
P69414	1969-70	light green	53.99 pr
P70424	1970	saddle	53.99 pr
P70444	1970	sandalwood	53.99 pr
P72301	1971-72	black	55.99 pr
P72310	1971-72	white	55.99 pr
P72312	1971-72	dark blue	55.99 pr
P72313	1971-72	dark green	55.99 pr
P72318	1971-72	dark saddle	55.99 pr
P72344	1971-72	sandalwood	55.99 pr
P72346	1971-72	jule green	55.99 pr

# Seat Components

Recover your headrests using correct vinyl in the right color!



## 1968-69 Headrest Covers

Replace your original headrest vinyl with new headrest covers that will complement your replacement upholstery. Using correct colors and grains, each headrest cover is produced to original specifications for an easy installation. Simply remove old headrest vinyl and install over your original headrest.

### Front Buckets

N11508A	1968	blue	59.99	pr
N11509A	1968	ivy gold	59.99	pr
N11501A	1968-69	black	59.99	pr
N11502A	1968-69	red	59.99	pr
N11504A	1968-69	bright blue	79.99	pr
N11503A	1968-69	light blue	59.99	pr
N11516A	1968-69	light green	59.99	pr
N11513A	1968-69	dark met. green	59.99	pr
N11505A	1968-69	gold	59.99	pr
N11512A	1968-69	dark blue	59.99	pr
N11538A	1968-69	dark green	59.99	pr
N11525A	1968-69	pearl white	59.99	pr
N11507A	1968-69	parchment	59.99	pr



1966 without release button hole    1967-68 with release button hole on side    1969 with release button hole in center



1966-68 Seat Backs Feature Correct Bullet End Caps    1969 Seat Backs Feature Correct Trim without Bullet End Caps



## 1968-69 Strato Back Seat Back Panels

Reproduction seat back panels for 1966-69 full size models with Strato Back Seats. 1966-68 covers feature the early style bullet end caps, 1969 colors do not include bullet end caps. Each seat back panel set can be used in conjunction with our matching side apron covers or you may order white and paint as desired using OER® interior paint.

1966			
Without Seat Release Button Hole			
N1010	1966	black	99.99 pr
N1011	1966	white - paint to match	99.99 pr
N1012	1966	red	109.99 pr
N1015	1966	aqua	109.99 pr
N1016	1966	light blue	109.99 pr
N1017	1966	bright blue	109.99 pr

1967			
With Seat Release Button Hole on Side			
N1018	1967	black	99.99 pr
N1019	1967	white - paint to match	99.99 pr
N1020	1967	red	109.99 pr
N1024	1967	light blue	109.99 pr
N1026	1967	bright blue	109.99 pr

1968			
Note: *Items denoted do not have bullet end caps.			
With Seat Release Button Hole on Side			
N1021*	1968	black	99.99 pr
N1037*	1968	white - paint to match	99.99 pr
N1022*	1968	red	99.99 pr
N1033	1968	light blue	109.99 pr
N1009	1968	ivy gold	99.99 pr
N1032	1968	pearl	109.99 pr
N1027*	1968	medium blue	99.99 pr

1969			
With Release Hole in Center			
N1121	1969	black	87.99 pr
N1122	1969	white - paint to match	87.99 pr
N1102	1969	red	87.99 pr
N1134	1969	dark blue	87.99 pr
N1113	1969	dark green	87.99 pr
N1138	1969	parchment	109.99 pr



Most 1966-68 Side Panels Feature Correct Bullet End Caps



## 1968-69 Strato Back Side Apron Covers

Reproduction seat side panel apron covers for 1966-69 full size with Strato Back bucket seats. Most of the 1966-68 covers feature the early style bullet end caps. Most 1969 colors do not include the end caps as correct for later models. One set of side panels are required per seat, two sets per vehicle. Each panel set can be used in conjunction with our matching seat back panels or you may order white and paint as desired using OER® interior paint.

1966-67			
With Bullet End Caps			
LP1001	1966-67	white-paint to match	84.99 pr
LP1004	1966-67	red	84.99 pr
LP1006	1966-67	aqua	84.99 pr
LP1007	1966-67	light blue	84.99 pr
LP1010	1966-67	bright blue	84.99 pr

1968			
Note: *Items denoted do not have bullet end caps.			
With Bullet End Caps			
LP1022*	1968	white-paint to match	59.99 pr
LP1004	1968	red	84.99 pr
LP1003*	1968	light blue	84.99 pr
LP1009	1968	ivy gold	84.99 pr
LP1025	1968	pearl	84.99 pr
LP1008	1968	medium blue	84.99 pr

1969			
Without Bullet End Caps			
LP1015	1969	black	59.99 pr
LP1022	1969	white-paint to match	59.99 pr
LP1002	1969	red	59.99 pr
LP1012	1969	dark blue	59.99 pr
LP1013	1969	dark green	59.99 pr
LP1028	1969	parchment	84.99 pr

# Performance Seating



CB29101

CB29102



CB29107

## Forza Fixed Back Race Seat

The Forza racing seat combines comfort and safety with affordability. Features 3, 4, and 5 point harness capability, thigh and kidney bolster supports, and a comfortable fixed back. Made from a strong, lightweight, tubular steel frame and high density injection molded foam for ultimate comfort. Available in black or red cloth with leatherette high wear patches or black vinyl. Will fit up to a 36" waist comfortably. Sold individually.

Note: Mounting brackets with seat tracks sold separately. Shipped double overize.

CB29101	black cloth	328.99 ea
CB29102	black vinyl	328.99 ea
CB29107	red cloth	328.99 ea



CB60097

CB60091

## A4 Reclining Racing Seats

The A4 racing seat is designed for smaller interiors and applications with minimal headroom. Features 3 and 4 point harness capability, multiple bolster supports and seat recline. Made from a strong, lightweight, tubular steel frame, and high density injection molded foam for ultimate comfort. Available in cloth with leatherette high wear patches, microseuede with leather high wear patches and 100% black leather. Fits up to a 36" waist comfortably. Sold in pairs.

Note: Mounting brackets with seat tracks sold separately. Shipped double overize.

CB60091	black cloth	898.99 pr
CB60097	red cloth	898.99 pr
CB60091	black microseuede	1058.99 pr
CB60099	black/gray microseuede	1058.99 pr
CB60091	black leather	1298.99 pr



CB849011

CB849017

CB849070

## Sportline RRB, RRX, and RRS Racing Seats

The new Sportline series of seats by Corbeau have a look and feel that is second to none. RRB seats feature thigh bolsters that come into contact with the back of the seat. This gives you that racing bucket look of a fixed back seat, while maintaining the convenience of a reclining seat. The RRX and RRS seats feature a perfect blend of aggressive lateral bolster support but with the comfort of a daily driver. Each seat has a base height of only 2-1/2" between the floor and where you would sit. This is ideal for minimal headroom applications or for drivers wearing helmets. Seats will fit up to a 38" waist. Sold in pairs.

Note: Mounting brackets with seat tracks sold separately. Shipped double overize.

<b>RRB</b>	
<i>Black Vinyl with Black Carbon Vinyl Backs</i>	
CB849011	horizontal w/black stitch..... 958.99 pr
CB849012	diamond w/black stitch..... 958.99 pr
CB849013	diamond w/white stitch..... 958.99 pr
CB849017	diamond w/red stitch..... 958.99 pr

<b>RRX</b>	
<i>Black Vinyl with Black Carbon Vinyl Backs</i>	
CB849011	black/black inserts..... 958.99 pr
CB849070	black/red inserts..... 958.99 pr
CB849090	black/gray inserts..... 958.99 pr

<b>RRS</b>	
<i>Black Vinyl with Black Diamond Stitch</i>	
CB749013	LH and RH..... 958.99 pr
<i>Black Vinyl with White Diamond Stitch</i>	
CB749012	LH and RH..... 958.99 pr
<i>White Vinyl with Black Stitch</i>	
CB749031	LH and RH..... 958.99 pr
<i>Black Vinyl with Carbon Vinyl on Rear</i>	
CB749011	LH and RH..... 958.99 pr

## Reclining Sport Seats

The reclining Sport seat is designed to keep the stock look but with a sportier edge and feel. Features thigh and kidney bolster supports, adjustable headrest and seat recline. Made from a strong, lightweight, tubular steel frame and high density injection molded foam for ultimate comfort. Available in cloth, vinyl or vinyl with cloth inserts. Comfortably fits up to 40" waist. Sold in pairs.

Note: Mounting brackets with seat tracks sold separately. Shipped double overize.

CB90001	black cloth	758.99 pr
CB90003	black vinyl	758.99 pr
CB90090	gray vinyl	758.99 pr
CB90011	black vinyl with cloth	778.99 pr



CB20301

CB20301



black cloth

black microseuede

black leather

## GTS II Reclining Seats

The GTS II reclining seat combines a stock look with a sporty edge and feel. Features an adjustable headrest, thigh and kidney bolster supports and a reclining back. Made from a strong, lightweight, tubular steel frame and high density injection molded foam for ultimate comfort. Will fit up to a 38" waist comfortably. Sold in pairs.

Note: Mounting brackets with seat tracks sold separately. Shipped double overize.

<b>GTS II</b>			
<i>Cloth</i>			
CB20301	black	958.99 pr	
CB20309	gray	958.99 pr	
<i>Microseuede</i>			
CB20301	black	1078.99 pr	
<i>Leather</i>			
CB20301	black	1358.99 pr	
<i>Leather Outer with Microseuede Inner</i>			
CB20301	black/black	1358.99 pr	



M1071

M1071 - back

## Super Cup Fiberglass Racing Seat

MOMO Super Cup racing seats are used and trusted at the highest levels of international racing. These seats feature lightweight fiberglass construction and removable double leg cushions to enhance support. The shells are fully upholstered with Kinder Point material on the seat and Airmet material on the back and sides with yellow MOMO logos. Airmet is the new technical material with incredible transpiration and strength characteristics. With Airmet, the driving comfort will be excellent, thanks to greater air flow in the seat back and to the most effective moisture permeability. They have 5 seat belt openings, 4 side fixing points and weigh under 18 lbs. each.

M1071	Super Cup	668.99 ea
M1072	Super Cup XL	629.99 ea

# Performance Seating



## Bucket Race Seats

Note: Mounting brackets with seat tracks sold separately. Shipped double oversize.

### Classic Race Seat

The Classic Bucket fixed back race seats are ideal for classic and vintage style automobiles. They are designed to provide a classic look and feel without compromising comfort and fitment. Designed to fit the driver with definitive support and the vehicle with classic style. Most classic or vintage style vehicles have limited space so we tried to make this seat small enough to fit most vehicles but not so small that it won't fit the driver. Seats will fit up to a 36" waist. Weight is 15 lbs per seat. Sold individually.

CB20051 black vinyl..... 398.99 ea

### Classic II Race Seat

The Classic II seat is ideal for classic and vintage style automobiles. Corbeau is known for making the most comfortable seats in the world and they didn't hold back on the Classic II. They designed this seat to not only give you that classic look and feel but made sure not to jeopardize comfort in the process. Seats will fit up to a 36" waist. Weight is 21 lbs per seat. Sold individually.

CB60914 black vinyl..... 398.99 ea



## Low Back Bucket Seats

Upgrade the styling and performance of your interior with TMI's low-back Pro-Series Sport R bucket seats with headrests! These custom, fully assembled seats will look and feel great in any truck. Made in USA.

Important: Seat mount brackets sold separately.

Note: Shipped triple oversize.

TM602101 Sport R..... 2055.99 pr



## Restomod Bucket Seats - Sport Mod II

Universal Restomod bucket seats from PUI Interiors. These seats come pre-assembled with high-quality bolstered seat foams for the ultimate in comfort and performance. Brackets sold separately.

**Black Vinyl - Wide**  
RM131101 black insert black stitching 1099.99 pr  
RM131102 black insert red stitching.. 1099.99 pr  
RM131110 black insert white stitching 1099.99 pr  
RM131201 red insert black stitching 1099.99 pr

**Red Vinyl - Wide**  
RM132102 black insert red stitching.. 1099.99 pr  
RM132201 red insert black stitching 1099.99 pr  
RM132210 red insert white stitching 1099.99 pr

**Brown Vinyl - Wide**  
RM133520 camel insert brown stitching 1099.99 pr

**Bucket Seat Mount Brackets**  
RM000001 universal ..... 224.99 pr



## Restomod Bucket Seats - Sport Mod II

Universal Restomod bucket seats from PUI Interiors. These seats come pre-assembled with high-quality bolstered seat foams for the ultimate in comfort and performance. Brackets sold separately.

**Black Vinyl - Narrow**  
RM141101 black insert black stitching 1099.99 pr  
RM141102 black insert red stitching.. 1099.99 pr  
RM141110 black insert white stitching 1099.99 pr  
RM141122 bk/red insert red stitching.. 1099.99 pr  
RM141211 black insert black stitching 1099.99 pr

**Red Vinyl - Narrow**  
RM142122 red insert red stitching.. 1099.99 pr  
RM142201 red insert black stitching 1099.99 pr  
RM142202 red insert red stitching.. 1099.99 pr  
RM142210 red insert white stitching 1099.99 pr  
RM142211 black insert black stitching 1099.99 pr

**Gray Vinyl - Narrow**  
RM144225 gray insert gray stitching 1099.99 pr

**Bucket Seat Mount Brackets**  
RM000001 universal ..... 224.99 pr



## Start Fiberglass Racing Seat

MOMO Start high back racing seat is used and trusted at the highest levels of international racing. These seats feature lightweight, sturdy fiberglass construction, ergonomically designed for comfort. The shells are fully upholstered with ultra breathable, self-extinguishing black velour fabric with yellow MOMO logos. Has 5 seat belt openings, 4 side fixing points and weigh under 18 lbs.

M1070 Start..... 484.99 ea

## sparco New!

### R100 Racing Seat

Sparco R100 street car seats draw on years of racing experience to offer the ultimate in comfort and performance. The R100's ergonomic design cradles and protects the driver against even the most extreme lateral forces. They are reclinable via a double adjuster lever and feature track style padded bolsters covered in durable OEM quality fabric. Accommodates four point harnesses. Mounting brackets and tracks not included.

Note: \*Vinyl seat cover construction.

SP96101 black with black trim..... 459.99 ea  
SP96102 black with red trim..... 459.99 ea  
SP96108 black with blue trim..... 459.99 ea  
SP96125 black with gray trim..... 469.99 ea  
SP96101V\* black with black trim..... 459.99 ea



## Seat Brackets and Sliders

Sparco seat bases utilize the factory seat mounting points on each vehicle's floor and provide a stable, flat surface for mounting your Sparco seat. They are constructed with 3/16" thick steel and powder-coated in a black wrinkle finish to provide a strong, long-lasting, and flex free mount. Sparco recommends combining their seats with their double locking sliders for street applications. Sold individually.

**Seat Sliders**  
SP493 universal..... 88.99 ea

**Universal Seat Base Adapter**  
SP491 universal..... 99.99 ea

**Hardware Kit**  
SP50001 base to seat - all ..... 11.99 ea

# Bucket Seats



**PROCAR**  
Rally XL

P811019BK



Rally

Rally XL

P811041


P811042



Traditional Rally

Rally XL wide body

### Vinyl Colors



### Velour

### Vinyl/Velour



## Rally and Rally XL Bucket Seats

Procar Rally seats start with a durable TIG welded steel frame, pronounced side bolsters and vertical stitching for a vintage appearance. Seats features a map pocket on the seat back and one touch recline. Available with adjustable headrest or as a low back seat without a headrest. The new Procar Rally XL series seats have the same overall dimensions as the original Procar Rally seats, but features a redesigned bottom seat foam that is 2" wider for maximum comfort. Sold as a pair. Includes seat sliders. Mounting adapters sold separately.

**Important:** Please add the two or four letter color code when ordering. \*Black only.

**Note:** Shipped double oversize.

### Rally Recliner with Headrest

P811001	vinyl	\$89.99	pr
P811003	velour	1025.99	pr
P811007	vinyl/velour	1018.99	pr
P811041*	black vinyl/houndstooth	1141.99	pr
P811005	black leather	1858.99	pr
P811011	bare/uncovered	737.99	pr

### Rally XL Series with Headrest

P811019	vinyl	\$94.99	pr
P811021	velour	1082.99	pr
P811023	vinyl/velour	1079.99	pr
P811042*	black vinyl/houndstooth	1187.99	pr
P811025	black leather	1962.99	pr
P811027	bare/uncovered	786.99	pr

### Rally Low Back without Headrest


P812001	vinyl	\$58.99	pr
P812003	velour	999.99	pr
P812007	vinyl/velour	999.99	pr
P812005	black leather	1858.99	pr
P812011	bare/uncovered	718.99	pr



**PROCAR**  
Rally DLX

P811015MR

### Vinyl Colors



## Rally DLX Bucket Seats

The Rally DLX series seat features classy stitching and styling while maintaining the same comfort and lateral support of the traditional Rally seat. Sold as a pair. Includes seat sliders. Mounting adapters sold separately.

**Note:** Please add two letter color code when ordering. Shipped double oversize.

<b>DLX Series with Headrest</b>		
P811015	vinyl	929.99 pr



Pro 90  
with headrest


P814001BK



Pro 90  
low back

P815001WH

### Vinyl Colors



### Velour



## Pro-90 Reclining Bucket Seats

Get modern comfort at an affordable price. Available with adjustable headrest or as a low back seat. Sold as a pair. Includes seat sliders. Mounting adapters sold separately.

**Note:** Please add two letter color code when ordering. Shipped double oversize.

<b>Pro-90 with Headrest</b>		
P814001	vinyl	685.99 pr
P814003	velour	818.99 pr
P814011	bare seat	554.99 pr

<b>Pro-90 Low Back without Headrest</b>		
P815001	vinyl	607.99 pr
P815003	velour	740.99 pr
P815011	bare seat	526.99 pr



**Elite Series 1100**

P801161BE




**Elite Series 1200**

P801175


### Vinyl Colors



### Velour



### Vinyl/Velour



### Velour/Velour



## Elite 1100 & 1200 Series Bucket Seats

The Elite series seats feature one touch backrest adjustment, map pockets, adjustable headrest and a TIG welded steel frame. For those seeking further adjustability, the Elite series 1200 seats features an adjustable lumbar support knob allowing you to adjust the seat back perfectly to your comfort level. Sold as a pair. Includes seat sliders. Mounting adapters sold separately.

**Note:** Please add the two or four letter color code when ordering. Shipped double oversize.

<b>Elite Series 1100</b>		
P801147	vinyl	799.99 pr
P801161	velour	942.99 pr
P801151	vinyl/velour	932.99 pr
P801153	velour/velour	942.99 pr
P801155	black leather	1822.99 pr
P801157	bare/uncovered	651.99 pr

### Elite Series 1200 with Lumbar Support

<b>Note:</b> Elite series 1200 vinyl available exclusively in black, gray, white, and beige.		
P801171	vinyl	934.99 pr
P801173	velour	1073.99 pr
P801175	black leather	1945.99 pr
P801177	bare/uncovered	792.99 pr




# Bucket Seats & Components

New!


PROCAR



**Vinyl with Black Vinyl Side Trim**



**Black Vinyl with Velour Insert**



## Sportsman Pro Bucket Seats

The TIG welded steel frames and injection molded foam offer maximum durability and comfort. Features pass through for 5 point harnesses and large bolsters to stand up to hard cornering. A fixed headrest and a micro recliner mechanism provide maximum comfort, while a lever release allows easy access behind the seat. The new Procar Sportsman Pro XL seat has the same dimensions as the Sportsman Pro but features a redesigned bottom seat foam that is 2" wider for maximum comfort. Available in vinyl with black vinyl side trim or black vinyl with colored velour insert. Includes seat sliders. Fits left or right side. Sold as a pair. Mounting adapters sold separately.

Note: Please add the two or four letter color code when ordering. Shipped double oversize.

<b>Sportsman Pro</b>		<b>\$82</b>
P816001	vinyl	682.99 pr
P816009	vinyl/velour	682.99 pr
<b>Sportsman Pro XL</b>		
P818021	vinyl	720.99 pr
P818022	vinyl/velour	720.99 pr



**Vinyl**



## Classic 1500 & 1550 Series Seats

The perfect answer for muscle car owners who prefer a classic stock look. The Classic series seats feature a TIG welded steel tube frame and injection molded seat foam along with adjustable headrest, incline and recline. Available with or without a headrest. Sold as a pair. Includes seat sliders. Mounting adapters sold separately.


Note: Please add the two or four letter color code when ordering. Shipped double oversize.

<b>Classic 1500 with Headrest</b>		<b>\$82</b>
P801179	vinyl	815.99 pr
P801181	velour	955.99 pr
P801183	vinyl/velour	949.99 pr
P801185	black leather	1856.99 pr
P801187	bare/uncovered	759.99 pr

<b>Classic 1550 Low Back without Headrest</b>		
P801189	vinyl	742.99 pr
P801191	velour	883.99 pr
P801193	vinyl/velour	949.99 pr
P801195	black leather	1785.99 pr
P801197	bare/uncovered	687.99 pr



**Vinyl**



## Rave Reclining Bucket Seats

Get high tech style and generous lateral support! These seats are built around a TIG welded steel frame and feature openings to accommodate 5 point racing harnesses, an integrated one touch recliner mechanism, large bolsters, and a fixed headrest. Sold as a pair. Includes seat sliders. Mounting adapters sold separately.

Note: Please add two letter color code when ordering. Shipped double oversize.

<b>Rave</b>		<b>\$82</b>
P817001	vinyl	868.99 pr
P817003	velour	883.99 pr

New!

PROCAR



## Recliner Mechanism Cover

Procar replacement recliner pivot cover for Rally, Pro-90, Classic, Rave, Elite, and Sportsman Series seats. This component installs on the outside hinge of the seat concealing the entire mechanism with the exception of the lever. Sold individually.

<b>Rally, Pro-90, Classic, and Rave Series</b>		
80903010L	LH black	3.99 ea
80903010R	RH black	3.99 ea
80903012L	LH gray	3.99 ea
80903012R	RH gray	3.99 ea

<b>Elite Series</b>		
80903011L	LH black	3.99 ea
80903011R	RH black	3.99 ea
80903013L	LH gray	3.99 ea
80903013R	RH gray	3.99 ea

<b>Sportsman Series</b>		
80903015L	LH black	3.99 ea
80903015R	RH black	3.99 ea

New!

PROCAR



## Recliner Pivot Cover

Procar replacement recliner pivot cover for Rally, Pro-90, Classic, and Rave Series seats. This component installs on the inside hinge of the seat concealing the pivot. Sold individually.

<b>Rally, Pro-90, Classic, and Rave Series</b>		
80906051L	LH black	2.99 ea
80906051R	RH black	2.99 ea
80906052L	LH gray	2.99 ea
80906052R	RH gray	2.99 ea

PROCAR



Sliders are included with seats. Adapters are listed here.

## 1981-90 Seat Mounting Adapter

Seat adapters are designed to make the transition from original seats to Pro-Series easy. Each adapter is designed to allow the seat to be installed for each year listed.

81560	1961-64	LH with OE buckets	106.99 ea
81561	1961-64	RH with OE buckets	106.99 ea
81562	1961-64	LH with OE bench	106.99 ea
81563	1961-64	RH with OE bench	106.99 ea
81160	1975-90	LH w/ power seat	106.99 ea
81160	1975-90	RH	106.99 ea

<b>Universal</b>		
80904020	seat sliders	47.99 ea
A910220	seat sliders	47.99 ea
81000	seat mount	34.99 ea



WARNING: Cancer and Reproductive Harm - www.P65Warnings.ca.gov

INTERIOR COMPONENTS

# Seat Belts and Components



154664 - detail

## 1964-66 Standard Seat Belt

OER® original style seat belt assemblies for 1964-66 full size models with standard seat belts. Features high grade, original style webbed design, correct patterned stitching and replacement style buckle cover emblem. Fits front or rear seats. Available individually or in sets. These seat belts can also be used as a service replacement for all 1958-66 models. For accessory seat belt retractors order #986068. Available in black.

154664 1964-66 front or rear..... 159.99 ea  
R190 1964-66 2 front, 3 rear..... 479.99 set  
R190A 1964-66 2 front, 2 rear..... 389.99 set



154673 - installed



154673 - detail



R194

## 1968 Standard Seat Belt

OER® original style front seat belt assemblies for 1968 full size models with standard seat belts. For use with buckets or bench seats. Features high grade, original style webbed design, correct retractor assembly, molded retractor cover, buckle cover, and replacement style blue button emblem. These seat belts can also be used as a service replacement for all 1967-72 models. Available in black.

154673 1968 LH..... 149.99 ea  
154674 1968 RH..... 149.99 ea  
R194 1968 LH and RH..... 249.99 pr



Decals feature OER's exclusive starburst design in colors that are reminiscent of the original factory decals.



154665



154666



R191

## 1965-66 Deluxe Seat Belt

OER® original style seat belt assemblies for 1965-66 full size models with deluxe seat belts. Features high grade, original style webbed design, correct patterned stitching and replacement style buckle cover emblem. The front belts also include molded end covers and seat belt retractors. Available individually or in a 5 piece set (2 front and 3 rear). These seat belts can also be used as a service replacement for all 1958-66 models. Available in black.

154665 1965-66 front ..... 169.99 ea  
154666 1965-66 rear ..... 144.99 ea  
R191 1965-66 5 piece set ..... 539.99 set  
R191A 1965-66 2 front, 2 rear ..... 439.99 set



## 1962-76 Accessory Seat Belt Retractor

These reproduction seat belt retractors are easily installed on standard seat belts that were not originally equipped with retractors, or to replace your broken or worn out originals. May be used for any non-retractable seat belt.

986068 1962-76 LH and RH ..... 29.99 pr



154661BK



154662RD



154660BK



154660AQ

## 1964-72 Seat Belt Buckle Emblems

OER® seat belt buckle emblems for 1964-72 full size models. Available for standard or deluxe seat belts. 1964-66 embossed aluminum emblems feature a black or red background and polished aluminum border with replacement style logo. 1967-72 embossed aluminum emblems feature a black, aqua, or blue background, black and polished aluminum border with replacement style logo. Adhesive backed. Sold in pairs.

### Standard Plastic Cover Seat Belts

154661BK 1964-66 black..... 9.99 pr

### Deluxe Chrome Cover Seat Belts

154662RD 1965-66 red..... 9.99 pr

### Standard Plastic Cover Push Button Seat Belts

154660BK 1967 black..... 7.99 pr

154660AQ 1967 aqua..... 7.99 pr

154660L 1968-72 blue..... 7.99 pr



9980011



9980012

## 1967-72 Seat Belt Button Emblem

OER® reproduction "GM Mark of Excellence" seat belt buckle emblems for most 1967-72 full size models with standard interior. Embossed aluminum emblem features an aqua or blue background, black and polished aluminum border with the "Mark of Excellence" print on bottom. Adhesive backed and measures 7/8" x 7/8". Sold individually.

### Push Button Emblems - GM Logo

9980011 1967 aqua..... 5.99 ea

9980012 1968-72 blue..... 5.99 ea



# Seat Belts and Components



## 1967-72 Full Size Seat Belt

### Buckle Cover and Push Button Assembly

OER® seat belt buckle covers for 1967-72 full size models. Each seat belt cover is manufactured in quality injection molded ABS plastic. Features correct Madrid grain accents with smooth center. Each seat belt cover includes the release button, replacement style button emblem and spring. Available in black, paint to desired interior color. Sold individually.

154663BK	1967	black	18.99 ea
154663AQ	1967	aqua	18.99 ea
154663BL	1968-72	bluc	18.99 ea



detail - black wrinkle lift latch buckle



FM801602




FM801604



FM801610



01 black 02 dark blue 03 med. blue 04 brt. red 05 maroon



06 white 07 tan 08 parchment 09 dark red 10 ivy green



11 turquoise 12 lt. blue 13 ginger 14 vermilion

## 1958-72 Two Point Lap Belt w/Wrinkle Finish

1958-72 replacement style 2 point lap seat belt with black powder coated wrinkled finish lift latch buckle. This is a replacement seat belt that closely resembles the original 1960's style. They feature a black wrinkle finish lift latch buckle along with wide chrome end fittings. 60" length. Sold individually.

Note: Please add two digit color code when ordering. Buckle available in black wrinkle finish only.


FM8016	1958-72		26.99 ea
--------	---------	--	----------




SB215



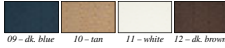
SB403



01 - black 02 - red 03 - gray 04 - burgundy



05 - dk. green 06 - green 07 - tan 08 - blue



09 - dk. blue 10 - tan 11 - white 12 - dk. brown



13 - silver 14 - dk. copper 15 - ivory 16 - orange

## 1958-73 Lift Latch Seat Belts

These high-quality seat belts feature a chrome lift latch buckle and seven panel webbing. These safety tested seat belts are available as a 2 point lap belt or as a 3 point retractable shoulder belt. Seat belts meet or exceed FMVSS 209/302 specifications. Mounting hardware included. Will work on both bucket or bench seats. 2 point lap belts measure 72" length.

Note: Please add two digit color code when ordering.

<b>2 Point Lap Belt</b>			
SB2	1958-73	bucket or bench	23.99 ea

<b>Retractable 3 Point Belt</b>			
SB4	1958-73	bucket seats	186.99 pr
SB8	1958-73	bench seats	186.99 pr



## 1958-72 Bucket Seat Belt

This new aftermarket style bucket seat belt, with silver metal buckle, is designed to offer OE appearance without OE equipment cost. These units are available in 4 popular colors. 72" length.

Note: Non-retractable type. Sold per seat (order 2 for both bucket seats). Hardware for installation not included.

SB157	1958-72	tan	29.99 ea
SB150	1958-72	black	29.99 ea
SB158	1958-72	blue	29.99 ea
SB152	1958-72	maroon	29.99 ea
SB153	1958-72	red	29.99 ea



MCSB2215



MCSB2225



buckle - detail

## 1966-73 Two Point Lap Belt

Add a new level of safety to your Impala with these high-quality lap belts with push button latch. These 2 point lap belts will work on both front and rear and include all necessary hardware and installation instructions. Each seat belt is safety tested at the factory for an assurance of safety. These seat belts can be used as a service replacements for all models.

MCSB2202	1966-73	red	36.99 ea
MCSB2203	1966-73	powder blue	36.99 ea
MCSB2204	1966-73	bright blue	36.99 ea
MCSB2206	1966-73	turquoise	36.99 ea
MCSB2208	1966-73	blue	36.99 ea
MCSB2210	1966-73	white	36.99 ea
MCSB2212	1966-73	dark blue	36.99 ea
MCSB2213	1966-73	dark green	36.99 ea
MCSB2215	1966-73	burgundy	36.99 ea
MCSB2220	1966-73	desert tan	36.99 ea
MCSB2221	1966-73	flame red	36.99 ea
MCSB2223	1966-73	silver	36.99 ea
MCSB2225	1966-73	gray	36.99 ea
MCSB2229	1966-73	red wine	36.99 ea
MCSB2235	1966-73	tan	36.99 ea
MCSB2246	1966-73	military green	36.99 ea
MCSB2257	1966-73	charcoal	36.99 ea
MCSB2261	1966-73	ivory	36.99 ea
MCSB2271	1966-73	brown	36.99 ea
MCSB2281	1966-73	orange	36.99 ea



MCSB1701

## 1966-73 Three Point Front Seat Belts

Add a new level of safety to your Impala with these high-quality 3 point retractable seat belts. Includes: lap and shoulder belts, retractors, stainless steel brackets, hardware, and detailed installation instructions. Each seat belt is tested to modern OE standards for safety and quality assurance.

<b>Buckle</b>			
MCSB1901	1966-73	star burst button	469.99 set

<b>Bench</b>			
MCSB1701	1966-73	star burst button	469.99 set

# Seat Belts and Components



- Buckle measures 2-3/8" x 2-1/2"
- Webbing measures 1-7/8" wide
- Chrome seat belt ends
- Mounting hardware available

## 2 Point Aviation Style Seat Belt

RetroBelt lap belts for your classic vehicle feature attractive chrome-plated aviation style lift buckles and are available in 24 colors. The webbing is color matched to its stitching. Seat belts meet or exceed Federal Motor Vehicle Safety Standards. Many vehicles manufactured prior to the late 1960's were not equipped with seat belts. Adding seat belts is a wise investment in the safety of yourself and your family.


**Note:** 90" belt measures 45" on the buckle side and 45" on the lap side. Please specify 2 digit color code when ordering.

**2 Point Seat Belts without Hardware**

RB25860	60"	20.99 ea
RB25875	75"	22.99 ea
RB2589001	90"	26.99 ea - black only

**2 Point Seat Belts with Hardware**

RB2586021	60"	25.99 ea
RB2587521	75"	26.99 ea
RB258902101	90"	26.99 ea - black only



## 2 Point Belt Hardware

8 piece hardware kit for Retrofit 2 point lap belts. Kit includes all the hardware needed for installation. The bolts are Grade 5 hardness.

**Hardware - 2 Bolts, 2 Nuts, 2 Washers, 2 Lock Washers**

RB0021	8 piece	4.99 ea
--------	---------	---------



- Retractors measure 3" wide by 27" tall
- Webbing measures 1-7/8" wide
- 135" of webbing on retractor side, 27" on buckle side
- Buckles measure 2-3/8" x 2-1/2"

## 3 Point Aviation Style Seat Belt

RetroBelt's retractable lap and shoulder seat belts with classic chrome aviation style buckles are available in 11 colors to match the interior of your classic vehicle. The webbing and its stitching are color matched to the retractors, and the belt ends are chromed. The retractor holds 96 inches of webbing, with 39 inches of webbing outside for a total of over 11 feet of seat belt webbing. The buckle side is 27 inches long and is fully adjustable for maximum installation flexibility. This system uses an advanced inertia retractor that locks to support both the upper and lower parts of the body in the event of a sudden stop. The retractor may be mounted in either the horizontal or vertical positions.

**Important:** Fabrication skills may be required to establish shoulder anchor point - please consult a professional installation specialist. Seat belts are not designed to work with vehicles that have electric seat belt warning systems.

**Note:** Please specify 2 digit color code when ordering.

**3 Point Seat Belts without Hardware**

RB359	27"	74.99 set
-------	-----	-----------




## 3 Point Belt Basic Hardware

This basic hardware kit is for a single or pair of RetroBelt 3 point seat belts. All parts are zinc coated for an attractive finish. The bolts are Grade 5 hardness.

**Hardware - Basic 8 Piece**

RB0031	basic kit - pair	8.99 ea
RB0031S	basic kit - single	4.99 ea



- 12" of webbing on buckle side
- Inertia locking retractors measure 3" wide x 2" tall
- Starburst push button buckles & chrome belt ends
- Hard black plastic sleeves on buckle sides for use with bucket seats

## 3 Point Push Button Seat Belt


Featuring attractive starburst push button buckles and chrome belt ends, RetroBelt's retractable lap and shoulder belts have hard black plastic 12" sleeves on the buckle side, making them ideal for the bucket seats found in your classic. Our retractors are very small - just 3" wide x 2" tall - so they can be installed in the tightest spaces. The retractors function in either the vertical or horizontal position. Mounting hardware is available separately.

**Important:** Fabrication skills may be required to establish shoulder anchor point - please consult a professional installation specialist. Seat belts are not designed to work with vehicles that have electric seat belt warning systems.

**Note:** Please specify 2 digit color code when ordering.

**3 Point Seat Belts without Hardware**

RB36912	bench	79.99 set
RB36920	bucket	79.99 set



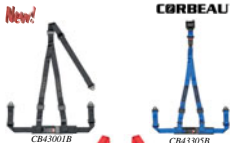
## 3 Point Belt Advanced Hardware

This advanced hardware kit is for a single or pair of RetroBelt 3 point seat belts and includes nuts, bolts, washers, anchors and "T" brackets to install two lap and shoulder belts. All hardware is zinc coated for an attractive finish. The bolts are Grade 5.

**Hardware - Advanced 44 Piece**

RB0032	advanced kit - pair	39.99 ea
RB0032S	advanced kit - single	19.99 ea

# Seat Belts and Components

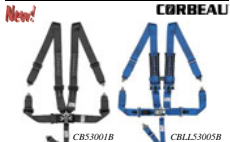


## 3 Point or 4 Point Seat Belts

Corbeau 3 point, 2" harness belts are an affordable way to upgrade your vehicle to harness belts. The Corbeau 3 point, 2" retractable harness belts are unique in two ways. The most exciting part of this belt is the retractable feature. The second thing that makes this belt unique is the double release feature, which allows you to disconnect the rear strap with the simple push of a button. With the 4 point, 2" harness belts the 2 shoulder straps go over your shoulders and through the harness slots in your seats. After they go through the harness slots these straps then mount in the rear area of your vehicle. Your choice of black, blue, or red.

3 Point Standard Seat Belts	
CB43001B black.....	118.99 ea
CB43005B blue.....	118.99 ea
CB43007B red.....	118.99 ea
3 Point Retractable Seat Belts	
CB43301B black.....	168.99 ea
CB43305B blue.....	168.99 ea
CB43307B red.....	168.99 ea

4 Point Standard Seat Belts	
CB44001B black.....	128.99 ea
CB44005B blue.....	128.99 ea
CB44007B red.....	128.99 ea



## 5 Point Seat Belts

The Corbeau 5 point 3" Camlock Harness belts are SF1 16.1 approved. Camlock harness belts feature the quick release Camlock dial and either bolt-in or wrap around mounting. With the Camlock dial, the right lap belt remains locked and the other four straps disengage when turning the dial. The Corbeau 5 point 3" Latch and Link harness belts feature a quick-release lever and either bolt-in or wrap around mounting. With the latch and link belt, you simply left up on the lever to disengage the straps. Your choice of black, blue, or red.

5 Point Camlock Seat Belts	
CB53001B black.....	218.99 ea
CB53005B blue.....	218.99 ea
CB53007B red.....	218.99 ea

5 Point Latch and Link Seat Belts	
CBL53001B black.....	138.99 ea
CBL53005B blue.....	138.99 ea
CBL53007B red.....	138.99 ea



## Universal Retractable Bolt-In Lap Belt

Corbeau 3 point retractable seat belt is perfect for those who want to replace their worn out OEM factory belt while maintaining the factory look and feel. This retractable seat belt is easy-to-install and with the different mounting and adjusting options, it will fit in almost any vehicle.

CB43321B universal black.....	114.99 ea
-------------------------------	-----------



- Buckle measures 2" x 2"
- Webbing measures 1-7/8" wide
- Chrome seat belt ends
- Mounting hardware is available

## 2 Point Push Button Seat Belt

RetroBelt original equipment style lap belts for your classic vehicle are equipped with chrome push button buckles featuring a starburst design, and webbing color matched to its stitching. RetroBelt seat belts meet or exceed Federal Motor Vehicle Safety Standards FMVSS 209 and FMVSS 302. These seat belts are not designed to work with vehicles that have electric seat belt warning systems.

Note: 90° belt measures 45° on the buckle side and 45° on the lap side. Please specify 2 digit color code when ordering.


2 Point Seat Belts with Hardware	
RB2686021 60°.....	27.99 ea
RB2687521 75°.....	28.99 ea
RB268902101 90° - black.....	23.99 ea
2 Point Seat Belts without Hardware	
RB268610 60°.....	22.99 ea
RB26875 75°.....	23.99 ea
RB2689001 90° - black.....	20.99 ea



## Universal Bolt-In Lap Belt

Corbeau lap belts can be used to replace factory lap belts if you want to add belts to your vehicle without going to a harness belt or over the shoulder belt. Corbeau lap belts are sold as a pair and are very popular for rear seats, classic cars, and simulators.

CB42001B universal black.....	74.99 ea
-------------------------------	----------



## Seat Belt Harness Pads

Corbeau harness pads provide extra comfort and support to your harness belts. Harness belts tend to rub against your neck and/or shoulders causing some minor annoyance while driving. Harness pads will prevent this and provide extra padding between your straps and body. Available in 2" or 3" and your choice of black, yellow, blue, or red.

CB40401 2" black.....	28.99 pr
CB40403 2" yellow.....	28.99 pr
CB40405 2" blue.....	28.99 pr
CB40407 2" red.....	28.99 pr
CB50501 3" black.....	28.99 pr
CB50503 3" yellow.....	28.99 pr
CB50505 3" blue.....	28.99 pr
CB50507 3" red.....	28.99 pr



## 1979-86 Power Seat Transmission Housing

Reproduction injection molded housing or case located under the power seat on a wide variety of 1986 and older GM vehicles. This case frequently breaks due to age and deterioration of the material. Gears, solenoids, cables, motor, and coupler are not included. When replacing the case, it will be necessary for you to transfer your existing gears and solenoids from your broken unit, into the new case.

20225150 1979-86.....	59.99 ea
-----------------------	----------



## 1959-82 Power Seat Switch Components

Reproduction power seat switch components for 1959-82 full size Chevrolet models with 6 way power seats.

<b>Rocker Button</b>			
9711696 1960-82 all.....	45.99 ea		

<b>Switch Base</b>			
4303431 1959-60 1st design.....	135.99 ea		
9711651 1960-75 notch on lower left.....	121.99 ea		
9711654 1973-82 notch on upper left.....	121.99 ea		



## 1960-76 Power Seat Relay

Reproduction power seat relay for 1960-76 GM models with a 4 or 6 way adjustable seat. This 6 prong relay replaces OE part #5717528.

B99107 1960-76 power seat relay.....	59.99 ea
--------------------------------------	----------

# Seat Belt Components



## 1964-72 Seat Belt Anchor Bolt

Reproduction seat belt anchor bolts for 1964-72 full size models 1964-66 front seat belt bolts are chrome-plated as original, all others are zinc chromate-plated (gold or silver iridescent) as original. All bolts meet or exceed the standards of quality set forth by General Motors. A perfect replacement when buying a new set of seat belts.

**Note:** SB193 - inner/outer bolt (for 1 belt on one bolt). SB194 - front inner bolt (for 2 belts on one bolt). R560 does not include bolts for the roof side shoulder belt.

<b>1964-66 - 1-1/4" Fine Thread</b>		
FB63 1964-66 front	5.99 ea	
FB64 1964-66 front	4.99 ea	
B10193 1964-66 rear	5.99 ea	
<b>1967-72 - 1/2" - 13 Coarse Thread</b>		
SB193 1967-72 front - outer	4.99 ea	
SB194 1967-72 front - inner	4.99 ea	
SB195 1967-72 rear	4.99 ea	
<b>1967-72 - 7/8" - 13 Coarse Thread</b>		
FB60 1967-72 cadmium finish	3.99 ea	
FB61 1967-72 chrome finish	5.99 ea	

<b>4 Piece Belt Set</b>		
R563 1967-72 w/o shoulder belts...	25.99 set	
R564 universal w/o shoulder belts...	25.99 set	
<b>8 Piece Belt Set</b>		
R559 1967-72 w/o shoulder belts...	38.99 set	
R560 1967-72 w/ shoulder belts...	38.99 set	
R558 universal w/o shoulder belts...	38.99 kit	



## 1965-71 Seat Belt Anchor Plate

Replacement factory style stainless steel seat belt anchor plate for 1965-71 full size models. Just as was done with the factory anchor these are dip coated in a clear plastic.

### Seat Belt Components

<b>Anchor Plates</b>		
IN2651Z 1965-67 chrome-plated...	14.99 ea	
IN2399Z 1965-71 stainless steel...	13.99 ea	
IN2653Z 1968-74 stainless steel...	13.99 ea	
<b>Seat Belt Tongue</b>		
IN3219Z 1965-71 stainless...	13.99 ea	



## 1958-96 Seat Belt Anchor Bolt Set

Seat belt anchor bolt set designed for vehicles being retrofitted with seat belts. Set includes: 2 bolts, 2 large washers, 2 split washers, and 2 nuts.

TF125027 1958-96	4.99 set
------------------	----------



## 1958-66 Seat Belt Bolt Anchor Plate

Seat belt bolt anchor plate. Designed for vehicles being retrofitted with seat belts. Welds to the floor pan. Fits 7/16"-20 fine thread anchor bolts.

<b>Note:</b> Use with anchor bolt #FB64.	
61216A 1958-66	9.29 ea



## 1967-69 Console Seat Belt Clips

These console seat belt clips/holders are used to retain the seat belt buckle assemblies when the belts are not in use. These clips attach to the side of the console. 3913682 are manufactured in die-stamped steel and triple chrome-plated, sold in pairs. CM4575 are molded ABS plastic with stainless steel guard and are available in black, paint to match, and are sold individually.

<b>Note:</b> Screws not included.	
<b>Lap Belts Only</b>	
3913682 1967-69 LH and RH	21.99 pr
<b>Lap Belts and Shoulder Harness Belts</b>	
CM4575 1968-69 LH or RH	52.99 ea



## 1968-72 Shoulder Belt Retainer Set

Polished stainless steel shoulder belt retainers for various 1968-72 full size models. Keeps shoulder belts tucked neatly out of the way when not in use. Comes as a set of four. Mounting hardware not included.


KW732 1968-72 4 piece	19.99 set
-----------------------	-----------



## 1965-69 Inner Seat Belt Bolt Cover

Reproduction inner front seat belt bolt cover for 1965-69 full size models with bucket seats. This rubber sleeve covers the lower portion of the inner seat belt and the bolt head where it attaches to the floor pan tunnel. For both standard and deluxe interior. 1 required per seat. Sold individually.

15127 1965-69	12.99 ea
---------------	----------



## 1974-81 Shoulder Harness Retainer

Reproduction seat belt shoulder harness retainer for 1974-81 models. These retainers attach to the upper outer side of the bucket seat and allows the seat belt webbing to be secured without twisting. Available in rectangle or triangle shape as original. Sold individually. 1 required per seat.

<b>1974-76 - Rectangle Shape</b>		
1708118 1974-76 black	8.99 ea	
1708119 1974-76 white	8.99 ea	
1708126 1974-76 green	8.99 ea	
1708128 1974-76 dark blue	8.99 ea	
1708135 1974-76 firethorn	8.99 ea	
1708137 1974-76 buckskin	8.99 ea	
<b>1977-81 - Triangle Shape</b>		
9737575 1977-81 black	9.99 ea	
9739376 1977-81 white	9.99 ea	
9691911 1977-81 green	9.99 ea	
9691906 1977-81 dark blue	9.99 ea	
9732268 1977-81 firethorn	9.99 ea	
9691910 1977-81 buckskin	9.99 ea	



## 1974-76 Seat/Shoulder Belt Guide Escutcheon

Holds the shoulder belt retainer to the upper portion of the bucket seat back. This item is commonly overlooked during replacement of seat upholstery and seat/shoulder belt related items.

20552352 1974-76 LH black	8.99 ea
20552351 1974-76 RH black	8.99 ea
20552360 1974-76 LH dark blue	8.99 ea
20552359 1974-76 RH dark blue	8.99 ea
20552354 1974-76 LH med. blue	8.99 ea
20552353 1974-76 RH med. blue	8.99 ea
20552362 1974-76 LH firethorn	8.99 ea
20552361 1974-76 RH firethorn	8.99 ea
20552358 1974-76 LH green	8.99 ea
20552357 1974-76 RH green	8.99 ea
20552364 1974-76 LH buckskin	8.99 ea
20552363 1974-76 RH buckskin	8.99 ea
20552356 1974-76 LH white	8.99 ea
20552355 1974-76 RH white	8.99 ea



## 1974-77 Seat Belt Guide Escutcheon

Reproduction seat belt shoulder harness retainer escutcheon for 1974-77 models. Manufactured in quality injection molded ABS, replicating the original appearance and dimensions. This guide is screwed to the seat providing a mounting point for the shoulder belt guide to snap into. Sold individually. Use as required.


9691094 1974-75 w/ bench seat	6.99 ea
9691094 1976-77 all	6.99 ea

INTERIOR COMPONENTS

# Kick Panels and Components



KP61531 - 1961-62 light aqua



## 1958-63 Kick Panels

Panels are reproduced to original factory specifications. The vent grill is not included. The kick panels are manufactured with OE style panel board just like original. Completely die-cut and available in most original factory colors.

**Note:** Please add two digit color code when ordering.

**All Models**

KP584 1958 specify color ..... 19.99 pr

KP594 1959-60 specify color ..... 19.99 pr

**Without AC**

KP614 1961-62 specify color ..... 21.99 pr

KP616 1963 specify color ..... 21.99 pr

**With AC**

KP615 1961-62 specify color ..... 21.99 pr

KP617 1963 specify color ..... 21.99 pr



A4102R - installed

## 1958 Impala Kick Panel Trim

Reproduction kick panel moldings for 1958 Impala 2 door hardtop and convertible models. Manufactured to factory specifications from polished stainless steel. Sold individually.

A4102L 1958 LH ..... 62.99 ea

A4102R 1958 RH ..... 62.99 ea



## 1965-66 Kick Panels

Reproduction kick panels for 1965-66 Chevrolet full size models with factory air conditioning. These inner kick panels are manufactured to original factory specifications for a perfect fit. Manufactured in black injection molded plastic with correct grain and texture for an authentic appearance. Can be painted to match your interior color with OER® Interior Paint.

K669 1965-66 with AC ..... 129.99 pr


K474 1965-66 without AC ..... 139.99 pr




## 1958-63 Kick Panel Vent Grills

Pair of nickel-plated vent grills for 1958-63 Chevrolet full size models. Direct replacement for the black painted factory pieces.

C1718 1958-63 LH and RH ..... 38.99 pr



KP61801



## 1964-65 Kick Panel Carpet

Reproduction die-cut kick panel carpet for 1964-65 full size models made of 80/20 Raylon carpet.

**Note:** Please add two digit color code when ordering.

**Without AC**

KP618 1964 specify color ..... 56.99 pr


KP613 1965 specify color ..... 49.99 pr

**With AC**

KP619 1964 specify color ..... 56.99 pr



5310702



## 1963-64 Kick Panel Vent Cables

Reproduction kick panel vent cables for 1963-64 full size models. Replace broken cables to allow opening of the vents located down on the kick panels. Includes the correct length cable and chrome knob.

14747 1963 2 piece ..... 84.99 pr

14748 1964 2 piece ..... 71.99 pr

## 1968-81 Kick Panel Carpet

The same superior carpet offered for the passenger area of your vehicle is also available for the kick panels. This high-quality carpet will add that finishing touch to your restoration.

**Note:** Please add 2 digit color code when ordering.


**With Air**

53106 1964 black, red, medium blue 29.99 pr

**Without Air**

53107 1964 black, red, lt. blue, med. blue 34.99 pr

53102 1965-66 all colors ..... 36.99 pr



## 1959-60 El Camino Rear Kick Panels

Reproduction rear kick panels for the 1959-60 El Camino models. Die-cut with color matched piping sewn to the boards with matching thread. Sold in pairs.

EL1716101 1959-60 black ..... 59.99 pr

EL1716102 1959-60 red ..... 59.99 pr

EL1716103 1959-60 light blue ..... 59.99 pr

EL1716113 1959-60 dark green ..... 59.99 pr

EL1716114 1959-60 light green ..... 59.99 pr

EL1716117 1959-60 saddle ..... 59.99 pr

EL1716143 1959-60 aqua ..... 59.99 pr

EL1716165 1959-60 fawn ..... 59.99 pr



## 1964 Kick Panel Vent Assembly

Reproduction interior kick panels for 1964 Impala, Bel Air, and Biscayne models. Each panel is manufactured to correct factory specifications offering an authentic appearance and fitment. Kick panel vents are pre-assembled with actuator cable and ready-to-install.

B1748 1964 LH black knob ..... 78.99 ea

B1749 1964 RH black knob ..... 84.99 ea



14748

## 1963-64 Kick Panel Vent Cables

Reproduction kick panel vent cables for 1963-64 full size models. Replace broken cables to allow opening of the vents located down on the kick panels. Includes the correct length cable and chrome knob.

14747 1963 2 piece ..... 84.99 pr

14748 1964 2 piece ..... 71.99 pr

## 1968-81 Kick Panel Cable Clip

OER® reproduction kick panel cable clip for the vent operating cable that attaches to the kick panel.

7783546 1968-81 ..... 1.99 ea

## 1961-64 Vent Bezel

Correct aluminum dash bezel designed for various applications on 1961-64 Impala/full size Chevrolet models. Fits the switch switch, headlight wiper and LH vent cable on full size models (3 required per vehicle).

3820532 1961-64 ..... 3.99 ea


# 1958-59 Interior Side Panel Sets



P58001 - installed



detail - door panel nail retainers are installed



P58105

## 1958 Impala Interior Side Panel Set

These front door and rear quarter trim panel sets are completely assembled (minus your chrome and anodized trim) and are ready-to-install with original style nail retainers welded to new metal door edge bands. The set also includes both front and rear armrest covers, piston covers (convertible models), colored kick panels and pre-sewn 4 piece windlace set. Made in USA.

**Important:** Door panel moldings and anodized door trim are not included. No upper door rails are necessary.

**Note:** Shipped oversize.

### Impala 2 Door Hardtop


P58001	1958	black/silver/turquoise.....	754.99 set
P58002	1958	red/silver/black.....	754.99 set
P58003	1958	blue/silver/blue.....	754.99 set
P58005	1958	gold/beige/copper.....	754.99 set
P58006	1958	turquoise/silver/black.....	754.99 set
P58013	1958	green/silver/green.....	754.99 set
P58080	1958	3-tone coral.....	754.99 set

### Impala Convertible

P58101	1958	black/silver/turquoise.....	754.99 set
P58102	1958	red/silver/black.....	754.99 set
P58103	1958	blue/silver/blue.....	754.99 set
P58105	1958	gold/beige/copper.....	754.99 set
P58106	1958	turquoise/silver/black.....	754.99 set
P58113	1958	green/silver/green.....	754.99 set
P58180	1958	3-tone coral.....	754.99 set



B58006 - installed



B58008

## 1958 Bel Air Interior Side Panel Set

These front and rear interior trim panel sets are completely assembled (minus your stainless moldings) on new boards featuring Seville and Haircell vinyls with dielectric pleating. These sets are ready-to-install with original style nail retainers welded to new metal door edge bands. Hardtop sets also include both front armrest vinyl and rear pre-sewn armrest covers, vinyl covered kick panels and pre-sewn 4 piece windlace set. Sedan sets also include both front and rear armrest vinyl yardage, colored kick panels and cloth windlace yardage. Made in USA.

**Important:** Door panel moldings are not included.

No upper door panel top rails are necessary.

**Note:** Shipped oversize.

### Bel Air 2 Door Hardtop

B58005	1958	gold.....	888.99 set
B58006	1958	turquoise.....	888.99 set
B58008	1958	blue.....	888.99 set
B58013	1958	green.....	888.99 set
B58023	1958	silver.....	888.99 set
B58080	1958	coral.....	888.99 set

### Bel Air 4 Door Hardtop

B58205	1958	gold.....	924.99 set
B58206	1958	turquoise.....	924.99 set
B58208	1958	blue.....	924.99 set
B58213	1958	green.....	924.99 set
B58223	1958	silver.....	924.99 set
B58280	1958	coral.....	924.99 set

### Bel Air 2 Door Sedan


B58305	1958	gold.....	888.99 set
B58306	1958	turquoise.....	888.99 set
B58308	1958	blue.....	888.99 set
B58313	1958	green.....	888.99 set
B58323	1958	silver.....	888.99 set
B58380	1958	coral.....	888.99 set

### Bel Air 4 Door Sedan

B58405	1958	gold.....	924.99 set
B58406	1958	turquoise.....	924.99 set
B58408	1958	blue.....	924.99 set
B58413	1958	green.....	924.99 set
B58423	1958	silver.....	924.99 set
B58480	1958	coral.....	924.99 set



P59093



P59189

## 1959 Impala 2 Door Interior Side Panel Set

This interior side panel set features the original style brushed vinyl insert design, vertical upper Mylar stripes, contrast upper door vinyl and dielectric bonding. Includes: door panels, 1/4 trim panels, colored kick panels, windlace set, piston covers (convertible models), pre-sewn rear armrest covers and new front armrest material. The door panels feature original style nail retainers welded to new metal door edge bands. You must reuse your original upper door panel rails and reattach to the extra material provided. Made in USA.

**Important:** Door panel metal top rails and moldings are not included.

**Note:** Shipped oversize.

### Impala 2 Door Hardtop

P59089	1959	red.....	898.99 set
P59092	1959	copper.....	898.99 set
P59093	1959	green.....	898.99 set
P59094	1959	turquoise.....	898.99 set
P59095	1959	blue.....	898.99 set
P59097	1959	gray.....	898.99 set

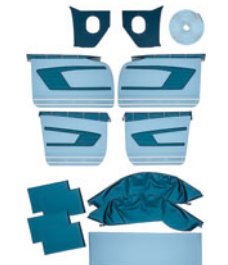
### Impala Convertible

P59189	1959	red.....	898.99 set
P59192	1959	copper.....	898.99 set
P59193	1959	green.....	898.99 set
P59194	1959	turquoise.....	898.99 set
P59195	1959	blue.....	898.99 set
P59197	1959	gray.....	898.99 set

# 1959-60 Interior Side Panel Sets



P59289



P59495



## 1959 Impala 4-Door Interior Side Panel Set

This interior side panel set features the original style brushed vinyl insert design, vertical upper Mylar stripes, contrast upper door vinyl and dielectric bonding. Includes: front and rear door panels, colored kick panels, windlace set, pre-sewn wheel well covers (wagon models) and vinyl yardage to recover your armrests. The door panels feature original style nail retainers welded to new metal door edge bands. You must reuse your original upper door panel rails and reattach to the extra material provided. Made in USA.

**Important:** Door panel metal top rails and moldings are not included.

**Note:** Shipped oversize.

Part Number	Year	Color	Price
P59489	1959	red	944.99 set
P59492	1959	copper	944.99 set
P59493	1959	green	944.99 set
P59494	1959	turquoise	944.99 set
P59495	1959	blue	944.99 set
P59497	1959	gray	944.99 set

Part Number	Year	Color	Price
P59389	1959	red	924.99 set
P59392	1959	copper	924.99 set
P59393	1959	green	924.99 set
P59394	1959	turquoise	924.99 set
P59395	1959	blue	924.99 set
P59397	1959	gray	924.99 set

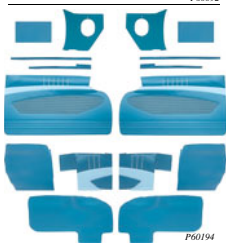
Part Number	Year	Color	Price
P59289	1959	red	924.99 set
P59292	1959	copper	924.99 set
P59293	1959	green	924.99 set
P59294	1959	turquoise	924.99 set
P59295	1959	blue	924.99 set
P59297	1959	gray	924.99 set



Must reuse original upper top rail and attach weatherstrip



P60092



P60194



## 1960 Impala 2-Door Interior Side Panel Set

This interior side panel set features the original style patterned hoodstooth design vinyl door insert, vertical upper Mylar stripes and dielectric bonding. Includes: door panels, 1/4 trim panels, colored kick panels, windlace set, piston covers (convertible models), pre-sewn rear armrest covers and new front armrest material. The door panels feature original style nail retainers welded to new metal door edge bands. You must reuse your original upper door panel rails and reattach to the extra material provided. Made in USA.

**Important:** Door panel metal top rails and moldings are not included.


**Note:** Shipped oversize.

Part Number	Year	Color	Price
P60089	1960	red/white	898.99 set
P60091	1960	black/white	898.99 set
P60092	1960	light/medium copper	898.99 set
P60093	1960	light/medium green	898.99 set
P60094	1960	light/medium turquoise	898.99 set
P60095	1960	light/medium blue	898.99 set

Part Number	Year	Color	Price
P60189	1960	red/white	898.99 set
P60191	1960	black/white	898.99 set
P60192	1960	light/medium copper	898.99 set
P60193	1960	light/medium green	898.99 set
P60194	1960	light/medium turquoise	898.99 set
P60195	1960	light/medium blue	898.99 set



P60489



P60595



## 1960 Impala 4-Door Interior Side Panel Set

This interior side panel set features the original style brushed vinyl insert design, vertical upper Mylar stripes, contrast upper door vinyl and dielectric bonding. Includes: front and rear door panels, colored kick panels, windlace set, pre-sewn wheel well covers (wagon models) and vinyl yardage to recover your armrests. The door panels feature original style nail retainers welded to new metal door edge bands. You must reuse your original upper door panel rails and reattach to the extra material provided. Made in USA.

**Important:** Door panel metal top rails and moldings are not included.

**Note:** Shipped oversize.

Part Number	Year	Color	Price
P60589	1960	red/white	944.99 set
P60591	1960	black/white	944.99 set
P60592	1960	copper	944.99 set
P60593	1960	green	944.99 set
P60594	1960	turquoise	944.99 set
P60595	1960	blue	944.99 set

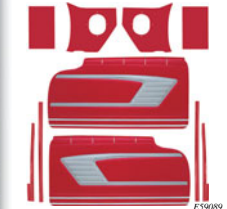
Part Number	Year	Color	Price
P60489	1960	red/white	924.99 set
P60491	1960	black/white	924.99 set
P60492	1960	copper	924.99 set
P60493	1960	green	924.99 set
P60494	1960	turquoise	924.99 set
P60495	1960	blue	924.99 set

Part Number	Year	Color	Price
P60389	1960	red/white	924.99 set
P60391	1960	black/white	924.99 set
P60392	1960	copper	924.99 set
P60393	1960	green	924.99 set
P60394	1960	turquoise	924.99 set
P60395	1960	blue	924.99 set

# 1959-61 Interior Side Panel Sets



E60089 - installed



E59089



E60092

**1959-60 El Camino Interior Side Panel Set**

These replacement 1959-60 El Camino interior side panel sets feature the "Impala" style brushed vinyl inserts with Mylar trim and dielectric bonding. Includes: door panels, colored kick panels, windlace set, and new front armrest material. The door panels feature original style nail retainers welded to new metal door edge bands. You must reuse your original upper door panel rails and reattach to the extra material provided.

**Important:** Door panel metal top rails and moldings are not included.

*Note:* Shipped oversized.

E59092	1959	copper/copper	648.99 set
E59089	1959	red/silver	648.99 set
E59093	1959	green/green	648.99 set
E59094	1959	turquoise/turquoise	648.99 set
E59095	1959	blue/blue	648.99 set
E59097	1959	gray/gray	648.99 set
E60001	1960	black/white	648.99 set
E60089	1960	red/white	648.99 set
E60092	1960	copper/copper	648.99 set
E60093	1960	green/green	648.99 set
E60094	1960	turquoise/turquoise	648.99 set
E60095	1960	blue/blue	648.99 set



B61094



B61489

## 1960-61 Bel Air Interior Side Panel Set

This interior side panel set features the original style heavy-weight Seville grained vinyls and dielectric bonding. Includes: door panels, rear panels, colored kick panels, windlace set and vinyl yardage to cover your armrests. The door panels feature original style nail retainers welded to new metal door edge bands. You must reuse your original upper door panel rails and reattach to the extra material provided. Made in USA.

**Important:** Door panel metal top rails and moldings are not included.

*Note:* Shipped oversized.

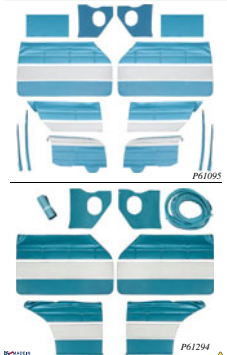
<b>Bel Air 2 Door Hardtop</b>			<b>681</b>
B60192	1960	copper	868.99 set
B60193	1960	green	868.99 set
B60194	1960	turquoise	868.99 set
B60195	1960	blue	868.99 set
B60197	1960	gray	868.99 set
B61089	1961	red	898.99 set
B61093	1961	green	898.99 set
B61094	1961	turquoise	898.99 set
B61095	1961	blue	898.99 set
B61096	1961	fawn	898.99 set
B61097	1961	gray	898.99 set

<b>Bel Air 4 Door Sedan</b>			
B60092	1960	copper	898.99 set
B60093	1960	green	898.99 set
B60094	1960	turquoise	898.99 set
B60095	1960	blue	898.99 set
B60097	1960	gray	898.99 set

<b>Bel Air 4 Door Hardtop</b>			
B61489	1961	red	924.99 set
B61493	1961	green	924.99 set
B61494	1961	turquoise	924.99 set
B61495	1961	blue	924.99 set
B61496	1961	fawn	924.99 set
B61497	1961	gray	924.99 set



P61189 - installed



P61095

P61294

## 1961 Impala 2 Door Interior Side Panel Set

This interior side panel set features the original style block pattern upper portion, basketweave lower section, separated by a brushed vinyl mid-panel with horizontal ribbed Mylar bars. Includes: door panels, 1/4 trim panels, colored kick panels, windlace set, piston covers (convertible models), pre-sewn rear armrest covers and new front armrest material. The door panels feature original style nail retainers welded to new metal door edge bands. You must reuse your original upper door panel rails and reattach to the extra material provided. Made in USA.

**Important:** Door panel metal top rails and moldings are not included.

*Note:* Shipped oversized.

<b>Impala 2 Door Hardtop</b>			<b>681</b>
P61089	1961	red	888.99 set
P61093	1961	green	888.99 set
P61094	1961	turquoise	888.99 set
P61095	1961	blue	888.99 set
P61096	1961	fawn	888.99 set
P61097	1961	gray	888.99 set

<b>Impala Convertible</b>			
P61189	1961	red	888.99 set
P61193	1961	green	888.99 set
P61194	1961	turquoise	888.99 set
P61196	1961	fawn	888.99 set
P61197	1961	gray	888.99 set

<b>Impala 2 Door Sedan</b>			
P61289	1961	red	888.99 set
P61293	1961	green	888.99 set
P61294	1961	turquoise	888.99 set
P61295	1961	blue	888.99 set
P61296	1961	fawn	888.99 set
P61297	1961	gray	888.99 set



# 1961-62 Interior Side Panel Sets



P61593



P61489



## 1961 Impala 4 Door Interior Side Panel Set

This interior side panel set features the original style brushed vinyl insert design, vertical upper Mylar stripes, contrast upper door vinyl and dielectric bonding. Includes: front and rear door panels, colored kick panels, windlace set, pre-sewn wheel well covers (wagon models) and vinyl yardage to recover your armrests. The door panels feature original style nail retainers welded to new metal door edge bands. You must reuse your original upper door panel rails and reach to the extra material provided. Made in USA.

**Important:** Door panel metal top rails and moldings are not included.

**Note:** Shipped oversize.

### Impala 4 Door Wagon

P61589	1961	red	944.99	set
P61593	1961	green	944.99	set
P61594	1961	turquoise	944.99	set
P61595	1961	blue	944.99	set
P61596	1961	fawn	944.99	set
P61597	1961	gray	944.99	set

### Impala 4 Door Sedan


P61389	1961	red	924.99	set
P61393	1961	green	924.99	set
P61394	1961	turquoise	924.99	set
P61395	1961	blue	924.99	set
P61396	1961	fawn	924.99	set
P61397	1961	gray	924.99	set

### Impala 4 Door Hardtop

P61489	1961	red	924.99	set
P61493	1961	green	924.99	set
P61494	1961	turquoise	924.99	set
P61495	1961	blue	924.99	set
P61496	1961	fawn	924.99	set
P61497	1961	gray	924.99	set



detail - dielectric horizontal center pleats



detail - pre-sewn color matched windlace



detail - door panel nail retainers are installed



B62106



## 1962 Biscayne Interior Side Panel Set

Reproduction interior side panel sets for 1962 Biscayne 2 and 4 door sedan models. Includes: front door panels, rear quarter trim panels or (rear door panels for 4 door models), kick panels, trim vinyl and windlace. The door panels feature original style nail retainers welded to new metal door edge bands. You must reuse your original upper door panel rails and reach to the panels provided. Made in USA.

**Important:** Door panel metal top rails and moldings are not included.

**Note:** Shipped oversize.

### Without AC

2 Door Sedan				
B62102	1962	red	898.99	set
B62106	1962	turquoise	898.99	set
B62165	1962	fawn	898.99	set

### With AC

B62102A	1962	red	898.99	set
B62106A	1962	turquoise	898.99	set
B62165A	1962	fawn	898.99	set

### Without AC

4 Door Sedan				
B62202	1962	red	898.99	set
B62206	1962	turquoise	898.99	set
B62265	1962	fawn	898.99	set

### With AC

B62202A	1962	red	898.99	set
B62206A	1962	turquoise	898.99	set
B62265A	1962	fawn	898.99	set



1959-65 side panel sets do not include metal top rails, must reuse original upper rail and attach weatherstrip



B62665



## 1962 Bel Air Interior Side Panel Set

This interior side panel set features the original style heavyweight grained vinyl, center pleated section, crushed ice vinyl lower section and dielectric chrome Mylar strips. Includes: door panels, rear panels, colored kick panels, windlace set and vinyl yardage to recover your armrests. The door panels feature original style nail retainers welded to new metal door edge bands. You must reuse your original upper door panel rails and reach to the extra material provided. Made in USA.

**Important:** Door panel metal top rails and moldings are not included.

**Note:** Shipped oversize.

### Bel Air 2 Door Hardtop

B62302	1962	red	898.99	set
B62303	1962	blue	898.99	set
B62306	1962	turquoise	898.99	set
B62314	1962	green	898.99	set
B62365	1962	fawn	898.99	set

### Bel Air 2 Door Sedan

B62402	1962	red	898.99	set
B62403	1962	blue	898.99	set
B62406	1962	turquoise	898.99	set
B62414	1962	green	898.99	set
B62465	1962	fawn	898.99	set

### Bel Air 4 Door Sedan

B62502	1962	red	924.99	set
B62503	1962	blue	924.99	set
B62506	1962	turquoise	924.99	set
B62514	1962	green	924.99	set
B62565	1962	fawn	924.99	set

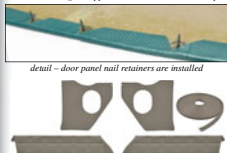
### Bel Air 4 Door Wagon

B62602	1962	red	944.99	set
B62603	1962	blue	944.99	set
B62606	1962	turquoise	944.99	set
B62614	1962	green	944.99	set
B62665	1962	fawn	944.99	set

# 1962-63 Interior Side Panel Sets



1959-65 side panel sets do not include upper metal rails, must reuse original upper rail and attach weatherstrip



detail - door panel nail retainers are installed



## 1962 Impala 4 Door Interior Side Panel Set

This interior side panel set features the original style black pattern upper portion with chrome buttons installed, channelled bottom section with embossed door reflector area. Includes: front and rear door panels, colored kick panels, windlace set, pre-sewn wheel well covers (wagon models) and vinyl yardage to recover your armrests. The door panels feature original style nail retainers welded to new metal door edge bands. You must reuse your original upper door panel rails and reattach to the extra material provided. Made in USA.

**Important:** Door panel metal top rails and moldings are not included.

**Note:** Shipped oversize.

Impala 4 Door Wagon	Price
P62702 1962 red	924.99 set
P62703 1962 blue	924.99 set
P62705 1962 gold	924.99 set
P62706 1962 turquoise	924.99 set
P62714 1962 green	924.99 set
P62765 1962 fawn	924.99 set

Impala 4 Door Sedan	Price
P62602 1962 red	898.99 set
P62603 1962 blue	898.99 set
P62605 1962 gold	898.99 set
P62606 1962 turquoise	898.99 set
P62614 1962 green	898.99 set
P62665 1962 fawn	898.99 set


Impala 4 Door Hardtop	Price
P62402 1962 red	898.99 set
P62403 1962 blue	898.99 set
P62405 1962 gold	898.99 set
P62406 1962 turquoise	898.99 set
P62414 1962 green	898.99 set
P62465 1962 fawn	898.99 set



P63702 - front door panel shown installed



P63702 - rear door panel shown installed



P63702 - rear wheel well covers shown installed

## 1963 Impala 4-Door Interior Side Panel Set

This interior side panel set features the original style black pattern upper portion with chrome buttons installed, crushed ice bottom section, and dielectric bonding. Includes: front and rear door panels, colored kick panels, windlace set, pre-sewn wheel well covers (wagon models) and vinyl yardage to recover your armrests. The door panels feature original style nail retainers welded to new metal door edge bands. You must reuse your original upper door panel rails and reattach to the extra material provided. Made in USA.

**Important:** Door panel metal top rails and moldings are not included.

**Note:** Shipped oversize.

Impala 4 Door Wagon	Price
P63701 1963 black	924.99 set
P63702 1963 red	924.99 set
P63703 1963 blue	924.99 set
P63706 1963 aqua	924.99 set
P63714 1963 green	924.99 set
P63724 1963 saddle	924.99 set
P63765 1963 fawn	924.99 set

Impala 4 Door Sedan	Price
P63601 1963 black	924.99 set
P63602 1963 red	924.99 set
P63603 1963 blue	924.99 set
P63606 1963 aqua	924.99 set
P63614 1963 green	924.99 set
P63624 1963 saddle	924.99 set
P63665 1963 fawn	924.99 set

Impala 4 Door Hardtop	Price
P63401 1963 black	924.99 set
P63402 1963 red	924.99 set
P63403 1963 blue	924.99 set
P63406 1963 aqua	924.99 set
P63414 1963 green	924.99 set
P63424 1963 saddle	924.99 set
P63465 1963 fawn	924.99 set



B63365 - front and rear shown installed

## 1963 Biscayne Interior Side Panel Set

This interior side panel set features the original style heavyweight grained vinyl with dielectric embossed channels, ribbed horizontal upper Mylar bar and silk screened "barber pole" patterned upper sections. Includes: door panels, rear panels, colored kick panels, windlace set and vinyl yardage to recover your armrests. The door panels feature original style nail retainers welded to new metal door edge bands. You must reuse your original upper door panel rails and reattach to the extra material provided. Made in USA.

**Important:** Door panel upper rails are not included.

**Note:** Shipped oversize.

Biscayne 2 Door Sedan	Price
B63302 1963 red	898.99 set
B63306 1963 turquoise	898.99 set
B63365 1963 fawn	898.99 set



P63202 - front door panel shown installed

## 1963 Bel Air Interior Side Panel Set

This interior side panel set features the original style heavyweight grained vinyl with dielectric pressed strips and bars sealed in vinyl, a pleated center section and plain vinyl lower section. Includes: door panels, rear panels, colored kick panels, windlace set and vinyl yardage to recover your armrests. The door panels feature original style nail retainers welded to new metal door edge bands. You must reuse your original upper door panel rails and reattach to the extra material provided.

**Important:** Door panel metal top rails and moldings are not included.

**Note:** Shipped oversize.

Bel Air 2 Door Sedan	Price
B63002 1963 red	868.99 set
B63003 1963 blue	868.99 set
B63006 1963 turquoise	868.99 set
B63014 1963 green	868.99 set
B63065 1963 fawn	868.99 set

Bel Air 4 Door Sedan	Price
B63102 1963 red	924.99 set
B63103 1963 blue	924.99 set
B63106 1963 turquoise	924.99 set
B63114 1963 green	924.99 set
B63165 1963 fawn	924.99 set

Bel Air 4 Door Wagon	Price
B63202 1963 red	944.99 set
B63203 1963 blue	944.99 set
B63206 1963 turquoise	944.99 set
B63214 1963 green	944.99 set
B63265 1963 fawn	944.99 set

# 1964-65 Interior Side Panel Sets



P644214 - front door panel shown installed



B64214 - front door panel shown installed



B64565 - front and rear shown installed



P165002

## 1964-65 Impala 4 Door Interior Side Panel Set

This interior side panel set includes: front and rear door panels, (1964 models: colored kick panels), windlace set, pre-sewn wheel well covers (wagon models) and vinyl yardage to recover your armrests. The door panels feature original style nail retainers welded to new metal door edge bands. You must reuse your original upper door panel rails and reach to the extra material provided. Made in USA.

**Important:** Metal top rails and moldings are not included.  
**Note:** Shipped overseas. **65J**

### 1964

Features the original style vinyl insert design, vertical upper domed Mylar bars, chrome buttons installed, ribbed bottom section, and dielectric bonding.

#### Impala 4 Door Wagon

P644201	1964	black	944.99 set
P644202	1964	red	944.99 set
P644203	1964	blue	944.99 set
P644206	1964	aqua	944.99 set
P644214	1964	green	944.99 set
P644224	1964	saddle	944.99 set
P644265	1964	fawn	944.99 set

#### Impala 4 Door Sedan

P644101	1964	black	924.99 set
P644102	1964	red	924.99 set
P644103	1964	blue	924.99 set
P644106	1964	aqua	924.99 set
P644114	1964	green	924.99 set
P644124	1964	saddle	924.99 set
P644165	1964	fawn	924.99 set

#### Impala 4 Door Hardtop

P644001	1964	black	924.99 set
P644002	1964	red	924.99 set
P644003	1964	blue	924.99 set
P644006	1964	aqua	924.99 set
P644014	1964	green	924.99 set
P644024	1964	saddle	924.99 set
P644065	1964	fawn	924.99 set

### 1965

Features the original style Madrid vinyl insert design, crinkled grained lower scuffs and dielectric bonding.

#### Impala 4 Door Wagon

P165002	1965	red	858.99 set
P165003	1965	blue	858.99 set
P165006	1965	aqua	858.99 set
P165014	1965	green	858.99 set
P165024	1965	saddle	858.99 set
P165065	1965	fawn	858.99 set



B64365

## 1964 Bel Air Interior Side Panel Set

This interior side panel set features the original style heavy weight grained vinyl with dielectric embossed channels, vertical Mylar bars and color contrast vertical stripe. Includes: door panels, rear panels, colored kick panels, windlace set and vinyl yardage to recover your armrests. The door panels feature original style nail retainers welded to new metal door edge bands. You must reuse your original upper door panel rails and reach to the extra material provided.

**Important:** Door panel metal top rails and moldings are not included.  
**Note:** Shipped overseas. **65J**

#### Bel Air 2 Door Sedan

B64202	1964	red	868.99 set
B64203	1964	blue	868.99 set
B64206	1964	turquoise	868.99 set
B64214	1964	green	868.99 set
B64265	1964	fawn	868.99 set

#### Bel Air 4 Door Sedan

B64302	1964	red	924.99 set
B64303	1964	blue	924.99 set
B64306	1964	turquoise	924.99 set
B64314	1964	green	924.99 set
B64365	1964	fawn	924.99 set

#### Bel Air 2 Door Wagon

B64402	1964	red	944.99 set
B64403	1964	blue	944.99 set
B64406	1964	turquoise	944.99 set
B64414	1964	green	944.99 set
B64465	1964	fawn	944.99 set

## 1964 Biscayne Interior Side Panel Set

This interior side panel set features the original style heavy weight grained vinyl with dielectric embossed channels, ribbed horizontal upper Mylar bar and three plain narrow Mylar bars below. Includes: door panels, rear panels, colored kick panels, windlace set and vinyl yardage to recover your armrests. The door panels feature original style nail retainers welded to new metal door edge bands. You must reuse your original upper door panel rails and reach to the extra material provided. Made in USA.

**Important:** Door panel metal top rails are not included.  
**Note:** Shipped overseas. **65J**

#### Biscayne 2 Door Sedan

B64502	1964	red	898.99 set
B64506	1964	turquoise	898.99 set
B64565	1964	fawn	898.99 set

#### Biscayne 4 Door Sedan

B64602	1964	red	924.99 set
B64606	1964	turquoise	924.99 set
B64665	1964	fawn	924.99 set



23074 - front door panel shown installed

## 1965 Bel Air Interior Side Panel Set

Reproduction side panels for 1965 Bel Air 2 door sedans. Features light toned Madrid grain vinyl with dielectric embossing, dark toned Madrid vertical center accents, chrome Mylar bars and crushed ice vinyl lower door scuffs. Panels include new die-cut boards with pre-installed nail clips. Sets also include new cloth windlace and vinyl yardage to recover your original armrest pads. Made in USA.

**Important:** You must reuse your original metal top rails and reach to the extra material provided.  
**Note:** Shipped overseas. **65J**

#### Bel Air 2 Door Sedan

23072	1965	red	858.99 set
23073	1965	blue	858.99 set
23074	1965	green	858.99 set
23075	1965	turquoise	858.99 set
23076	1965	fawn	858.99 set

# 1962-63 Interior Side Panels




Each PUI® interior trim panel is reproduced to original specifications assuring you the quality you deserve. Be sure you're getting the highest quality door panels for your restoration. We offer factory original colors manufactured with correct grade OEM or equivalent materials. All door panels and interior rear quarter trim panels are produced using the correct grain vinyl materials and are available in original factory colors. All panels are die-cut, all holes needed for installing door handles, window cranks, etc., are pre-cut for easy installation.

## Non-Assembled Specifications

### Front Door Panel Features



Non-assembled panel sets do not include metal top rails, must reuse the original upper rail and attach weatherstrip



detail - non-assembled front door panel




1962-64 front door panels include front armrest cover material, door panel nail retainers, and front windlace

### Quarter Trim Panel Features



Non-assembled panel sets do not include metal top rails, must reuse the original upper rail and attach weatherstrip




1962-64 rear quarter trim panels also include rear armrest covers and 2 pieces of door jamb windlace.

## Pre-Assembled Specifications

### Front Door Panel Features



Pre-assembled door panels include pre-attached metal top rails and belt line weatherstrip




detail - pre-assembled front door panel



1962-64 front door panels include front armrest cover material, door panel nail retainers, and front windlace

### Quarter Trim Panel Features



Pre-assembled panel sets include pre-attached metal top rails and belt line weatherstrip




1962-64 rear quarter trim panels also include rear armrest covers and 2 pieces of door jamb windlace.



P62554 - front door panel shown installed



P62506 - detail shown installed



black

light blue

aqua

bright red

fawn

white

MADE IN USA

## 1962 Impala Standard and SS Door Panels

Reproduction door panels for 1962 Impala 2 door hardtop and convertible models. Features original style Seville grain vinyl with dielectric pleats and bonding. Front door panels includes: 2 pieces of windlace, vinyl yardage to recover your armrest pads, attaching clips, and door panel buttons. Non-assembled panels do not include top rails or belt line weatherstrip. Pre-assembled panels feature metal top rail and Windowfelt beltline weatherstrip installed. Made in USA.

**Important:** Door panel stainless moldings are not included.

**Note:** Shipped oversize.

### Non-Assembled Door Panels

P62201	1962	black	303.99
P62203	1962	blue	303.99
P62206	1962	aqua/turquoise	303.99
P62210	1962	white	303.99
P62254	1962	red	303.99
P62265	1962	fawn	303.99

### Pre-Assembled Door Panels

P62501	1962	black	541.99
P62503	1962	blue	541.99
P62506	1962	aqua/turquoise	541.99
P62554	1962	red	541.99
P62565	1962	fawn	541.99
P62569	1962	white	541.99



# 1962-63 Interior Side Panels




pre-assembled



non-assembled



P62365C



## 1962 Impala Standard and SS Rear Panels

Reproduction quarter trim panels for 1962 Impala 2 door hardtop and convertible models. Features original style Seville grain vinyl with dielectric pleats and bonding. Rear quarter trim panels include: pre-sewn rear armrest covers, piston covers (convertible models), panel buttons and 2 pieces of door jamb windlace. Non-assembled panels do not include top rails or beltline weatherstrip. Pre-assembled panels feature metal top rail and Windowfelt beltline weatherstrip installed.

Note: Stainless steel moldings are not included.

### 2 Door Hardtop

Non-Assembled Rear Side Panels			
P62101C	1962	black	319.99 pr
P62103C	1962	blue	319.99 pr
P62106C	1962	aqua/turquoise	319.99 pr
P62110C	1962	white	319.99 pr
P62154C	1962	red	319.99 pr
P62165C	1962	fawn	319.99 pr

Pre-Assembled Rear Side Panels			
P62301C	1962	black	556.99 pr
P62303C	1962	blue	556.99 pr
P62306C	1962	aqua/turquoise	556.99 pr
P62354C	1962	red	556.99 pr
P62365C	1962	fawn	556.99 pr
P62369C	1962	white	556.99 pr


### Convertible

Non-Assembled Rear Side Panels			
P62101S	1962	black	351.99 pr
P62103S	1962	blue	351.99 pr
P62106S	1962	aqua/turquoise	351.99 pr
P62110S	1962	white	351.99 pr
P62154S	1962	red	351.99 pr
P62165S	1962	fawn	351.99 pr

Pre-Assembled Rear Side Panels			
P62301S	1962	black	581.99 pr
P62303S	1962	blue	581.99 pr
P62306S	1962	aqua/turquoise	581.99 pr
P62310S	1962	white	581.99 pr
P62354S	1962	red	581.99 pr
P62365S	1962	fawn	581.99 pr



P63203 - front door panel shown installed



P63502 - detail shown installed



P63265



## 1963 Impala Standard and SS Door Panels

Reproduction door panels for 1963 Impala 2 door hardtop and convertible models. Features original style Seville grain vinyl with dielectric embossed channels and crushed ice vinyl lower door scuffs. Front door panels include: 2 pieces of windlace, vinyl yardage to recover your armrest pads, attaching clips, and door panel buttons. Non-assembled panels do not include top rails or beltline weatherstrip. Pre-assembled panels feature metal top rail and Windowfelt beltline weatherstrip installed. Made in USA.

Note: Door panel stainless moldings are not included. Important: Shipped overseas.

Non-Assembled Door Panels			
P63201	1963	black	303.99 pr
P63202	1963	red	303.99 pr
P63203	1963	blue	303.99 pr
P63206	1963	aqua	303.99 pr
P63210	1963	white	303.99 pr
P63224	1963	saddle	303.99 pr
P63265	1963	fawn	303.99 pr

Pre-Assembled Door Panels			
P63501	1963	black	541.99 pr
P63502	1963	red	541.99 pr
P63503	1963	blue	541.99 pr
P63506	1963	aqua	541.99 pr
P63510	1963	white	541.99 pr
P63524	1963	saddle	541.99 pr
P63565	1963	fawn	541.99 pr



P63303C - quarter trim panels shown installed



P63165S



## 1963 Impala Standard and SS Rear Panels

Reproduction rear quarter trim panels for 1963 Impala 2 door hardtop and convertible models. Features original style Seville grain vinyl with dielectric embossed channels. Rear quarter trim panels include: pre-sewn rear armrest covers, piston covers (convertible models), panel buttons, and 2 pieces of door jamb windlace. Non-assembled panels do not include top rails or beltline weatherstrip. Pre-assembled panels feature metal top rail and beltline weatherstrip installed.

Note: Stainless steel moldings are not included.

### 2 Door Hardtop

Non-Assembled Rear Side Panels			
P63101C	1963	black	319.99 pr
P63102C	1963	red	319.99 pr
P63103C	1963	blue	319.99 pr
P63106C	1963	aqua	319.99 pr
P63110C	1963	white	319.99 pr
P63124C	1963	saddle	319.99 pr
P63165C	1963	fawn	319.99 pr

Pre-Assembled Rear Side Panels			
P63301C	1963	black	556.99 pr
P63302C	1963	red	556.99 pr
P63303C	1963	blue	556.99 pr
P63306C	1963	aqua	556.99 pr
P63310C	1963	white	556.99 pr
P63324C	1963	saddle	556.99 pr
P63365C	1963	fawn	556.99 pr

### Convertible

Non-Assembled Rear Side Panels			
P63101S	1963	black	351.99 pr
P63102S	1963	red	351.99 pr
P63103S	1963	blue	351.99 pr
P63106S	1963	aqua	351.99 pr
P63110S	1963	white	351.99 pr
P63124S	1963	saddle	351.99 pr
P63165S	1963	fawn	351.99 pr

Pre-Assembled Rear Side Panels			
P63301S	1963	black	581.99 pr
P63302S	1963	red	581.99 pr
P63303S	1963	blue	581.99 pr
P63306S	1963	aqua	581.99 pr
P63310S	1963	white	581.99 pr
P63324S	1963	saddle	581.99 pr
P63365S	1963	fawn	581.99 pr

# 1964-65 Interior Side Panels



P64502 - front door panel shown installed



detail - dielectric horizontal pleats and Mylar



P64526



## 1964 Impala Standard Door Panels

Reproduction door panels for 1964 Impala 2 door hardtop and convertible models. Features original style Seville grain vinyl with dielectric embossed channels, diagonal chrome Mylar bars and pleated lower section. Front door panels include: 2 pieces of windlace, vinyl yardage to recover your armrest pads, attaching clips, and door panel buttons. Non-assembled panels do not include top rails or beltline weatherstrip. Pre-assembled panels feature metal top rail and Windowfelt beltline weatherstrip installed. Made in USA.

**Important:** Door panel stainless moldings are not included.  
 Note: Shipped oversize.

Non-Assembled Door Panels		051
P64201	1964 black	303.99 pr
P64202	1964 red	303.99 pr
P64203	1964 blue	303.99 pr
P64206	1964 aqua	303.99 pr
P64210	1964 white	303.99 pr
P64224	1964 saddle	303.99 pr
P64226	1964 fawn	303.99 pr

Pre-Assembled Door Panels		
P64501	1964 black	541.99 pr
P64502	1964 red	541.99 pr
P64503	1964 blue	541.99 pr
P64506	1964 aqua	541.99 pr
P64510*	1964 white	541.99 pr
P64524	1964 saddle	541.99 pr
P64526	1964 fawn	541.99 pr



P64326C - quarter trim panel shown installed



## 1964 Impala Standard Rear Panels

Reproduction quarter trim panels for 1964 Impala 2 door hardtop and convertible models. Features original style Seville grain vinyl with dielectric embossed channels and pleated lower section. Rear quarter trim panels include: Pre-sewn rear armrest covers, piston covers (convertible models), and 2 pieces of door jamb windlace. Non-assembled panels do not include top rails or weatherstrip. Pre-assembled panels feature metal top rail and beltline weatherstrip installed.

Note: Stainless steel moldings are not included.

### 2 Door Hardtop

Non-Assembled Rear Side Panels		
P64102C	1964 black	319.99 pr
P64102C	1964 red	319.99 pr
P64103C	1964 blue	319.99 pr
P64106C	1964 aqua	319.99 pr
P64110C	1964 white	319.99 pr
P64124C	1964 saddle	319.99 pr
P64126C	1964 fawn	319.99 pr

### Pre-Assembled Rear Side Panels

P64301C	1964 black	556.99 pr
P64302C	1964 red	556.99 pr
P64303C	1964 blue	556.99 pr
P64306C	1964 aqua	556.99 pr
P64310C	1964 white	556.99 pr
P64324C	1964 saddle	556.99 pr
P64326C	1964 fawn	556.99 pr

### Convertible

Non-Assembled Rear Side Panels		
P64101S	1964 black	351.99 pr
P64102S	1964 red	351.99 pr
P64103S	1964 blue	351.99 pr
P64106S	1964 aqua	351.99 pr
P64110S	1964 white	351.99 pr
P64124S	1964 saddle	351.99 pr
P64126S	1964 fawn	351.99 pr

### Pre-Assembled Rear Side Panels

P64301S	1964 black	581.99 pr
P64302S	1964 red	581.99 pr
P64303S	1964 blue	581.99 pr
P64306S	1964 aqua	581.99 pr
P64310S	1964 white	581.99 pr
P64324S	1964 saddle	581.99 pr
P64326S	1964 fawn	581.99 pr



P64502 - front door panel shown installed



P64878



## 1964 Impala SS Door Panels

Reproduction door panels for 1964 Impala SS 2 door hardtop and convertible models. Features original style Seville grain vinyl with dielectric embossed pleats and carve on the lower section of the panel as original. Front door panels include: 2 pieces of windlace, vinyl yardage to recover your armrest pads, and attaching clips. Non-assembled panels do not include top rails or beltline weatherstrip. Pre-assembled panels feature metal top rail and Windowfelt beltline weatherstrip installed. Made in USA.

**Important:** Door panel stainless moldings are not included.  
 Note: Shipped oversize.

### Non-Assembled Door Panels

P64701	1964 black	303.99 pr
P64702	1964 red	303.99 pr
P64703	1964 blue	303.99 pr
P64724	1964 saddle	303.99 pr
P64726	1964 aqua	303.99 pr
P64731	1964 fawn	303.99 pr
P64778	1964 silver/black	303.99 pr
P64789	1964 white/red	303.99 pr
P64790	1964 white/aqua	303.99 pr
P64791	1964 white/black	303.99 pr


### Pre-Assembled Door Panels

P64801	1964 black	541.99 pr
P64802	1964 red	541.99 pr
P64803	1964 blue	541.99 pr
P64824	1964 saddle	541.99 pr
P64826	1964 fawn	541.99 pr
P64831	1964 aqua	541.99 pr
P64878	1964 silver/black	541.99 pr
P64889	1964 white/red	541.99 pr
P64890	1964 white/aqua	541.99 pr
P64891	1964 white/black	541.99 pr

# 1964-65 Interior Side Panels



P64702C



## USA 1964 Impala SS Rear Panels

Reproduction quarter trim panels for 1964 Impala SS 2 door hardtop and convertible models. Features original style Seville grain vinyl with dielectric embossed vertical pleats. Rear quarter trim panels include: pre-sewn rear armrest covers, piston covers (convertible models), and 2 pieces of door jamb windlace. Non-assembled panels do not include top rails or beltline weatherstrip. Pre-assembled panels feature metal top rail and beltline weatherstrip installed.

Note: Stainless steel moldings are not included.

### 2 Door Hardtop

#### Non-Assembled Rear Side Panels

P64701C	1964	black	319.99
P64702C	1964	red	319.99
P64703C	1964	blue	319.99
P64706C	1964	aqua	319.99
P64724C	1964	saddle	319.99
P64726C	1964	fawn	319.99
P64778C	1964	silver/black	319.99
P64789C	1964	white/red	319.99
P64790C	1964	white/aqua	319.99
P64791C	1964	white/black	319.99

#### Pre-Assembled Rear Side Panels

P64801C	1964	black	556.99
P64802C	1964	red	556.99
P64803C	1964	blue	556.99
P64831C	1964	aqua	556.99
P64824C	1964	saddle	556.99
P64826C	1964	fawn	556.99
P64878C	1964	silver/black	556.99
P64889C	1964	white/red	556.99
P64890C	1964	white/aqua	556.99
P64891C	1964	white/black	556.99


### Convertible

#### Non-Assembled Rear Side Panels

P64701S	1964	black	351.99
P64702S	1964	red	351.99
P64703S	1964	blue	351.99
P64706S	1964	aqua	351.99
P64724S	1964	saddle	351.99
P64726S	1964	fawn	351.99
P64778S	1964	silver/black	351.99
P64789S	1964	white/red	351.99
P64790S	1964	white/aqua	351.99
P64791S	1964	white/black	351.99

#### Pre-Assembled Rear Side Panels

P64801S	1964	black	581.99
P64802S	1964	red	581.99
P64803S	1964	blue	581.99
P64806S	1964	aqua	581.99
P64824S	1964	saddle	581.99
P64826S	1964	fawn	581.99
P64878S	1964	silver/black	581.99
P64889S	1964	white/red	581.99
P64890S	1964	white/aqua	581.99
P64891S	1964	white/black	581.99



Pre-assembled door panels include pre-attached metal top rails, belt line weatherstrip and lock knob ferrules



Pre-assembled door panels include pre-attached lower moldings



P65503



## USA 1965 Impala Standard Door Panels

Reproduction door panels for 1965 Impala 2 door hardtop and convertible models. Features original style Madrid grain vinyl with dielectric embossed pleats, door panel buttons, and crushed ice vinyl lower door scuffs. Pre-assembled panels feature metal top rail with Windowfelt beltline weatherstrip installed, lock knob ferrules, lower moldings, and attaching clips. Non-assembled panels do not include top rails, beltline weatherstrip, or stainless steel moldings.


Note: Shipped oversize.

#### Non-Assembled Door Panels

P65201	1965	black	319.99
P65202	1965	red	319.99
P65203	1965	light blue	319.99
P65217	1965	saddle	319.99
P65231	1965	aqua	319.99
P65265	1965	fawn	319.99

#### Pre-Assembled Front Door Panels


P65301	1965	black	541.99
P65302	1965	red	541.99
P65303	1965	light blue	541.99
P65317	1965	saddle	541.99
P65331	1965	aqua	541.99
P65365	1965	fawn	541.99



Non-assembled panel sets do not include metal top rails, must reuse the original upper rail and attach weatherstrip



Pre-assembled panel sets include pre-attached ABS top rails and belt line weatherstrip



## USA 1965 Impala Standard Rear Panels

Reproduction quarter trim panels for 1965 Impala 2 door hardtop and convertible models. Features original style Madrid grain vinyl, dielectric embossed pleats, and trim panel buttons. Non-assembled panels do not include top rails or beltline weatherstrip. Pre-assembled panels feature ABS plastic top rail and Windowfelt beltline weatherstrip installed.

Note: Stainless steel moldings are not included.

### 2 Door Hardtop

#### Non-Assembled Rear Side Panels

P65101C	1965	black	148.99
P65102C	1965	red	148.99
P65103C	1965	light blue	148.99
P65117C	1965	saddle	148.99
P65131C	1965	aqua	148.99
P65165C	1965	fawn	148.99

#### Pre-Assembled Rear Side Panels

P65301C	1965	black	403.99
P65302C	1965	red	403.99
P65303C	1965	light blue	403.99
P65317C	1965	saddle	403.99
P65331C	1965	aqua	403.99
P65365C	1965	fawn	403.99

### Convertible

#### Non-Assembled Rear Side Panels

P65101S	1965	black	148.99
P65102S	1965	red	148.99
P65103S	1965	light blue	148.99
P65117S	1965	saddle	148.99
P65131S	1965	aqua	148.99
P65165S	1965	fawn	148.99

#### Pre-Assembled Rear Side Panels

P65301S	1965	black	403.99
P65302S	1965	red	403.99
P65303S	1965	light blue	403.99
P65317S	1965	saddle	403.99
P65331S	1965	aqua	403.99
P65365S	1965	fawn	403.99

# 1965-66 Interior Side Panels



P65890 - front door panel shown installed



P65817



## 1965 Impala SS Door Panels

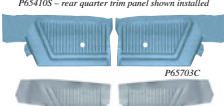
Reproduction door panels for 1965 Impala SS 2 door hardtop and convertible models. Features original style Madrid grain vinyl with dielectric embossed pleats, black and bright Mylar embossed trim plates, and carpet on the lower section of the panel. Pre-assembled panels feature metal top rail with Windowfelt beltline weatherstrip installed, lock knob ferrules, lower carpet divider moldings, and attaching clips. Non-assembled panels do not include top rails, beltline weatherstrip, lock knob ferrules or lower molding. Made in USA.

**Important:** Upper stainless moldings are not included.  
**Note:** Shipped overseas.


Non-Assembled Door Panels		
P65701	1965	black ..... 319.99 pr
P65702	1965	red ..... 319.99 pr
P65703	1965	light blue ..... 319.99 pr
P65717	1965	saddle ..... 319.99 pr
P65764	1965	slate ..... 319.99 pr
P65765	1965	fawn ..... 319.99 pr
P65789	1965	white/red carpet ..... 319.99 pr
P65790	1965	white/aqua carpet ..... 319.99 pr
P65791	1965	white/black carpet ... 319.99 pr
Pre-Assembled Front Door Panels		
P65801	1965	black ..... 541.99 pr
P65802	1965	red ..... 541.99 pr
P65803	1965	light blue ..... 541.99 pr
P65817	1965	saddle ..... 541.99 pr
P65864	1965	slate ..... 541.99 pr
P65865	1965	fawn ..... 541.99 pr
P65889	1965	white/red carpet ..... 541.99 pr
P65890	1965	white/aqua carpet ..... 541.99 pr
P65891	1965	white/black carpet ... 541.99 pr



P65410S - rear quarter trim panel shown installed



P65703C



## 1965 Impala SS Rear Panels

Reproduction quarter trim panels for 1965 Impala SS 2 door hardtop and convertible models. Features original style Madrid grain vinyl, dielectric embossed pleats and trim panel buttons. Non-assembled panels do not include top rails or beltline weatherstrip. Pre-assembled panels feature ABS plastic top rail and Windowfelt beltline weatherstrip installed.

**Note:** Stainless steel moldings are not included.


2 Door Hardtop		
Non-Assembled Rear Side Panels		
P65701C	1965	black ..... 148.99 pr
P65702C	1965	red ..... 148.99 pr
P65703C	1965	light blue ..... 148.99 pr
P65710C	1965	white ..... 148.99 pr
P65717C	1965	saddle ..... 148.99 pr
P65764C	1965	slate ..... 148.99 pr
P65765C	1965	fawn ..... 148.99 pr
Pre-Assembled Rear Side Panels		
P65401C	1965	black ..... 403.99 pr
P65402C	1965	red ..... 403.99 pr
P65403C	1965	light blue ..... 403.99 pr
P65410C	1965	white ..... 403.99 pr
P65417C	1965	saddle ..... 403.99 pr
P65704C	1965	slate ..... 403.99 pr
P65465C	1965	fawn ..... 403.99 pr
Convertible		
Non-Assembled Rear Side Panels		
P65701S	1965	black ..... 148.99 pr
P65702S	1965	red ..... 148.99 pr
P65703S	1965	light blue ..... 148.99 pr
P65710S	1965	white ..... 148.99 pr
P65717S	1965	saddle ..... 148.99 pr
P65764S	1965	slate ..... 148.99 pr
P65765S	1965	fawn ..... 148.99 pr
Pre-Assembled Rear Side Panels		
P65401S	1965	black ..... 403.99 pr
P65402S	1965	red ..... 403.99 pr
P65403S	1965	light blue ..... 403.99 pr
P65410S	1965	white ..... 403.99 pr
P65417S	1965	saddle ..... 403.99 pr
P65864S	1965	slate ..... 403.99 pr
P65465S	1965	fawn ..... 403.99 pr



P65202C



P65201V



## 1965 Rear Armrest and Piston Covers

Reproduction rear armrest and convertible top piston cover upholstery for 1965 Impala models. Features original style Madrid grain vinyl. Each unit is pre-sewn and gets applied directly to the original armrest and well panel metal framework. Hardtop sets includes upholstery for the lower armrest panels. Convertible sets include upholstery for the upper piston covers and the lower armrest panels.

Impala			
2 Door Hardtop			
P65201C	1965	black	114.99 pr
P65202C	1965	red	114.99 pr
P65217C	1965	saddle	114.99 pr
P65231C	1965	aqua	114.99 pr
P65265C	1965	fawn	114.99 pr
Convertible			
P65201V	1965	black	114.99 set
P65202V	1965	red	114.99 set
P65231V	1965	light blue	114.99 set
P65217V	1965	saddle	114.99 set
P65231V	1965	aqua	114.99 set
P65265V	1965	fawn	114.99 set
Impala SS			
2 Door Hardtop			
P65901C	1965	black	114.99 pr
P65902C	1965	red	114.99 pr
P65903C	1965	light blue	114.99 pr
P65964C	1965	slate	114.99 pr
P65965C	1965	fawn	114.99 pr
P65970C	1965	2-tone blue	114.99 pr
P65989C	1965	white/red	114.99 pr
P65990C	1965	white/aqua	114.99 pr
P65991C	1965	white/black	114.99 pr
Convertible			
P65901V	1965	blk	114.99 set
P65902V	1965	red	114.99 set
P65903V	1965	light blue	114.99 set
P65905V	1965	2-tone blue	114.99 set
P65917V	1965	saddle	114.99 set
P65965V	1965	fawn	114.99 set
P65989V	1965	white/red	114.99 set
P65990V	1965	white/aqua	114.99 set
P65991V	1965	white/black	114.99 set

INTERIOR COMPONENTS



# 1965-66 Interior Side Panels

New!

PU FINISHED INSTRUMENTS



P651417 - rear door panel shown installed



Features Madrid grain vinyl and pre-installed buttons



P652401



P651401



USA


## 1965 Impala 4 Door Panels

Reproduction front and rear door panels for 1965 Impala 4 door sedan and wagon models. Features original style Madrid grain vinyl with dielectrically sealed vertical pleats and color keyed crushed ice vinyl lower door scuffs, and door panel buttons. Non-assembled panels do not include top rails, beltline weatherstrip, or stainless steel moldings. Made in USA.

PU FINISHED INSTRUMENTS




Non-assembled panel sets do not include metal top rails, must reuse the original upper rail and attach weatherstrip



detail - dielectric sealed center pleats



P66695



USA

## 1966 Impala 4 Door Panels

Reproduction front and rear door panels for 1966 Impala 4 door sedan and wagon models. Features original style Madrid grain vinyl with dielectrically sealed horizontal lines, two centered vertical lines, color keyed crushed ice vinyl lower door scuffs, and attaching clips. Non-assembled panels do not include top rails, beltline weatherstrip, or stainless steel moldings. Medallions sold separately.

Note: \*Madrid grain vinyl is not available in darker fawn for 2-tone door panels. Seville grain is substituted. Shipped oversize.

### Impala 4 Door Sedan and Wagon

Non-Assembled Front Door Panels			
P652401	1965	black	324.99 pr
P652402	1965	red	324.99 pr
P652403	1965	light blue	324.99 pr
P652417	1965	saddle	324.99 pr
P652431	1965	aqua	324.99 pr
P652465	1965	white	324.99 pr

Non-Assembled Rear Door Panels			
P651401	1965	black	324.99 pr
P651402	1965	red	324.99 pr
P651403	1965	light blue	324.99 pr
P651417	1965	saddle	324.99 pr
P651431	1965	aqua	324.99 pr
P651465	1965	fawn	324.99 pr
P651490	1965	white	324.99 pr

### Impala 4 Door Sedan and Wagon

Non-Assembled Front Door Panels			
P66601	1966	black	319.99 pr
P66602	1966	red	319.99 pr
P66666	1966	2-tone bright blue	319.99 pr
P66610	1966	white	319.99 pr
P66694	1966	2-tone aqua/turquoise	319.99 pr
P66695	1966	2-tone blue	319.99 pr
P66696*	1966	2-tone fawn	319.99 pr

Non-Assembled Rear Door Panels			
P66701	1966	black	319.99 pr
P66702	1966	red	319.99 pr
P66766	1966	2-tone bright blue	319.99 pr
P66710	1966	white	319.99 pr
P66794	1966	2-tone aqua/turquoise	319.99 pr
P66795	1966	2-tone blue	319.99 pr
P66796*	1966	2-tone fawn	319.99 pr


USA



P99195 - door panel shown installed



P99101



USA

## 1966 Caprice Interior Side Panel Set

Reproduction side panel set for 1966 Caprice 2 door hardtop models. These non-assembled side panels feature heavyweight vinyl outers and reproduction cloth inserts. Set includes: front door panels, rear quarter trim panels, vinyl yardage to recover your front armrest pads, pre-sewn rear armrest covers, door edge windlace, and buttons. Panels include new die-cut boards with pre-installed nail clips. Non-assembled panels reuse all your existing handles, trim moldings, and upper door panel top rails. Remove and apply to new panel. Made in USA.

Important: Door panel metal top rails and moldings are not included.

Notes: Shipped oversize.			
P99101	1966	black	868.99 set
P99195	1966	white	868.99 set
P99196	1966	fawn	868.99 set

INTERIOR COMPONENTS

# 1966-67 Interior Side Panels



Pre-assembled door panels include pre-attached metal top rails and beltline weatherstrip



Non-assembled panel sets do not include metal top rails, must reuse the original upper rail and attach weatherstrip



P66594



P66594



## 1966 Impala and SS Door Panels

Reproduction door panels for 1966 Impala 2 door hardtop and convertible models. Features original style Madrid grain vinyl with electric embossed pleats and crushed ice vinyl lower door scuffs. Pre-assembled panels feature metal top rail with Windowfelt beltline weatherstrip installed, lock knob ferrules, lower moldings, and attaching clips. Non-assembled panels do not include top rails, beltline weatherstrip or lower moldings. Medallions sold separately.

**Important:** Non assembled panels do not include lower molding. Note: Madrid grain vinyl is not available in darker fawn for 2-tone door panels. Seville grain is substituted. Shipped overseas.

### Non-Assembled Front Door Panels

P66201	1966	black	319.99
P66202	1966	red	319.99
P66206	1966	2-tone bright blue	319.99
P66291	1966	white/black	319.99
P66294	1966	2-tone aqua/turquoise	319.99
P66295	1966	2-tone blue	319.99
P66296*	1966	2-tone fawn	319.99

### Pre-Assembled Front Door Panels

P66501	1966	black	469.99
P66502	1966	red	469.99
P66506	1966	2-tone bright blue	469.99
P66591	1966	white/black	469.99
P66594	1966	2-tone aqua/turquoise	469.99
P66595	1966	2-tone blue	469.99
P66596*	1966	2-tone fawn	469.99

053



P66402S - convertible, pre-assembled, LH shown



P66402C - 2 door hardtop, pre-assembled



P66402C - 2 door hardtop, pre-assembled



053

## 1966 Impala and SS Rear Panels

Reproduction quarter trim panels for 1966 Impala 2 door hardtop and convertible models. Features original style Madrid grain vinyl with electric embossed pleats. Non-assembled panels do not include top rails or beltline weatherstrip. Pre-assembled panels feature ABS plastic top rail and Windowfelt beltline weatherstrip installed. Made in USA.

Note: Stainless steel moldings & medallions are not included.

### 2 Door Hardtop

<b>Non-Assembled Rear Side Panels</b>			
P66101C	1966	black	148.99
P66102C	1966	red	148.99
P66166C	1966	bright blue	148.99
P66191C	1966	white	148.99
P66194C	1966	aqua/turquoise	148.99
P66195C	1966	blue	148.99
P66196C	1966	fawn	148.99

### Pre-Assembled Rear Side Panels

P66401C	1966	black	331.99
P66402C	1966	red	331.99
P66466C	1966	bright blue	331.99
P66491C	1966	white	331.99
P66494C	1966	aqua/turquoise	331.99
P66495C	1966	blue	331.99
P66496C	1966	fawn	331.99

### Convertible

<b>Non-Assembled Rear Side Panels</b>			
P66101S	1966	black	148.99
P66102S	1966	red	148.99
P66166S	1966	bright blue	148.99
P66191S	1966	white	148.99
P66194S	1966	aqua/turquoise	148.99
P66195S	1966	blue	148.99
P66196S	1966	fawn	148.99

### Pre-Assembled Rear Side Panels




P66401S	1966	black	331.99
P66402S	1966	red	331.99
P66466S	1966	bright blue	331.99
P66494S	1966	white	331.99
P66494S	1966	aqua/turquoise	331.99
P66495S	1966	blue	331.99
P66496S	1966	fawn	331.99



P66202V - rear armrest and piston covers shown installed



P67203C



053

## 1966-67 Rear Armrest & Piston Covers

Reproduction rear armrest and convertible top piston cover upholstery for 1966-67 Impala models. Features original style Madrid grain vinyl. Each unit is pre-sewn and gets applied directly to the original armrest and well panel metal framework. Hardtop sets includes upholstery for the lower armrest panels. Convertible sets include upholstery for the upper piston covers and the lower armrest panels.

### 1966 Impala and Impala SS

<b>2 Door Hardtop</b>			
P66201C	1966	black	114.99
P66202C	1966	red	114.99
P66204C	1966	bright blue	114.99
P66291C	1966	white/blk	114.99
P66294C	1966	2-tone aqua	114.99
P66295C	1966	2-tone blue	114.99
P66296C	1966	2-tone fawn	114.99

<b>Convertible</b>			
P66201V	1966	black	114.99
P66202V	1966	red	114.99
P66204V	1966	bright blue	114.99
P66291V	1966	white/blk	114.99
P66294V	1966	2-tone aqua	114.99
P66295V	1966	2-tone blue	114.99
P66296V	1966	2-tone fawn	114.99

### 1967 Impala and Impala SS

<b>2 Door Hardtop</b>			
P66201C	1967	black	114.99
P66202C	1967	red	114.99
P66204C	1967	bright blue	114.99
P66295C	1967	2-tone blue	114.99
P67203C	1967	light blue	114.99
P67205C	1967	gold	114.99
P67228C	1967	off-white	114.99
P67231C	1967	light aqua	114.99
P67243C	1967	dark aqua	114.99

<b>Convertible</b>			
P66201V	1967	black	114.99
P66202V	1967	red	114.99
P66204V	1967	bright blue	114.99
P66295V	1967	2-tone blue	114.99
P67203V	1967	light blue	114.99
P67205V	1967	gold	114.99
P67228V	1967	off-white	114.99
P67231V	1967	light aqua	114.99
P67243V	1967	dark aqua	114.99


# 1966-67 Interior Side Panels



P67305 - front door panel shown installed



P67202



black dark red light blue bright blue



gold light aqua off-white



## 1967 Impala and SS Door Panels

Reproduction door panels for 1967 Impala 2 door hardtop and convertible models. Features original style Madrid grain vinyl with dielectric embossed horizontal pleats with stitch bars, twin chrome Mylar strips and carpet on the lower section of the panel with sewn trim strip. Pre-assembled panels feature metal top rail with Window felt beltline weatherstrip installed, lock knob ferrules, and attaching clips. Non-assembled panels do not include top rails or beltline weatherstrip. Medallions sold separately.

Note: Shipped oversize.

### Non-Assembled Front Door Panels


P67201	1967	black	319.99 pr
P67202	1967	dark red	319.99 pr
P67203	1967	light blue	319.99 pr
P67204	1967	bright blue	319.99 pr
P67205	1967	gold	319.99 pr
P67206	1967	light aqua	319.99 pr
P67228	1967	off-white	319.99 pr

### Pre-Assembled Front Door Panels


P67301	1967	black	469.99 pr
P67302	1967	dark red	469.99 pr
P67303	1967	light blue	469.99 pr
P67304	1967	bright blue	469.99 pr
P67305	1967	gold	469.99 pr
P67306	1967	light aqua	469.99 pr
P67328	1967	off-white	469.99 pr



detail - dielectric pleats and twin chrome Mylar strips



P67103S



black dark red light blue bright blue



gold light aqua off-white



## 1967 Impala and SS Rear Panels

Reproduction quarter trim panels for 1967 Impala 2 door hardtop and convertible models. Features original style Madrid grain vinyl with dielectric embossed horizontal pleats with stitch bars and twin chrome Mylar strips. Non-assembled panels do not include top rails or beltline weatherstrip. Pre-assembled panels feature ABS plastic top rail and Window felt belt line weatherstrip installed. Medallions sold separately.

### 2 Door Hardtop

<b>Non-Assembled Rear Side Panels</b>			
P67101C	1967	black	148.99 pr
P67102C	1967	dark red	148.99 pr
P67103C	1967	light blue	148.99 pr
P67104C	1967	bright blue	148.99 pr
P67105C	1967	gold	148.99 pr
P67106C	1967	light aqua	148.99 pr
P67128C	1967	off-white	148.99 pr

### Pre-Assembled Rear Side Panels

P67401C	1967	black	331.99 pr
P67402C	1967	dark red	331.99 pr
P67403C	1967	light blue	331.99 pr
P67404C	1967	bright blue	331.99 pr
P67405C	1967	gold	331.99 pr
P67406	1967	light aqua	331.99 pr
P67428C	1967	off-white	331.99 pr

### Convertible


<b>Non-Assembled Rear Side Panels</b>			
P67101S	1967	black	148.99 pr
P67102S	1967	dark red	148.99 pr
P67103S	1967	light blue	148.99 pr
P67104S	1967	bright blue	148.99 pr
P67105S	1967	gold	148.99 pr
P67131S	1967	light aqua	148.99 pr
P67128S	1967	off-white	148.99 pr

### Pre-Assembled Rear Side Panels

P67401S	1967	black	331.99 pr
P67402S	1967	dark red	331.99 pr
P67403S	1967	light blue	331.99 pr
P67404S	1967	bright blue	331.99 pr
P67405S	1967	gold	331.99 pr
P67169S	1967	light aqua	331.99 pr
P67428S	1967	off-white	331.99 pr



Non-assembled panel sets do not include metal top rails, must reuse the original upper rail and attach weatherstrip



P67528



black dark red light blue bright blue



gold light aqua off-white



## 1967 Impala 4 Door Panels

Reproduction door panels for 1967 Impala 4 door sedan, hardtop and wagon models. Features original style Madrid grain vinyl with dielectric embossed horizontal pleats with stitch bars, twin chrome Mylar strips, carpet on the lower section of the panel with sewn trim strip, and attaching clips. Non-assembled panels do not include top rails or beltline weatherstrip. Medallions sold separately.

### Impala 4 Door

<b>Non-Assembled Front Door Panels</b>			
P67501	1967	black	319.99 pr
P67502	1967	dark red	319.99 pr
P67503	1967	light blue	319.99 pr
P67504	1967	bright blue	319.99 pr
P67505	1967	gold	319.99 pr
P67506	1967	light aqua	319.99 pr
P67528	1967	off-white	319.99 pr

### Impala 4 Door Wagon

<b>Non-Assembled Rear Door Panels</b>			
P67601	1967	black	319.99 pr
P67602	1967	dark red	319.99 pr
P67603	1967	light blue	319.99 pr
P67604	1967	bright blue	319.99 pr
P67605	1967	gold	319.99 pr
P67606	1967	light aqua	319.99 pr
P67628	1967	off-white	319.99 pr

### Impala 4 Door Sedan/Hardtop

<b>Non-Assembled Rear Door Panels</b>			
P67601S	1967	black	324.99 pr
P67602S	1967	dark red	324.99 pr
P67603S	1967	light blue	324.99 pr
P67604S	1967	bright blue	324.99 pr
P67605S	1967	gold	324.99 pr
P67606S	1967	light aqua	324.99 pr
P67628S	1967	off-white	324.99 pr

# 1968 Interior Side Panels



P68325 - front door panel shown installed



P68303 - pre-assembled, LH shown



P68202 - non-assembled, LH shown



black red light blue med. blue



ivy gold pearl parch. aqua/turq



## 1968 Impala SS Door Panels

Reproduction door panels for 1968 Impala SS 2 door hardtop and convertible models. Features original style Madrid grain vinyl with dielectrically sealed diagonal pleats, 2 front diagonal Mylar strips and carpet on the lower section of the panel with sewn trim strip. Pre-assembled panels feature metal top rail with Windowfelt beltline weatherstrip installed, lock knob ferrules and attaching clips. Non-assembled panels do not include top rails, beltline weatherstrip or lock knob ferrules. Made in USA.

Note: Shipped oversize.

Non-Assembled Door Panels		EST
P68201	1968 black	347.99 pr
P68202	1968 red	347.99 pr
P68203	1968 light blue	347.99 pr
P68208	1968 medium blue	347.99 pr
P68209	1968 ivy gold	347.99 pr
P68225	1968 pearl	347.99 pr
P68231	1968 aqua/turquoise	347.99 pr

Pre-Assembled Door Panels		EST
P68301	1968 black	469.99 pr
P68302	1968 red	469.99 pr
P68303	1968 light blue	469.99 pr
P68308	1968 medium blue	469.99 pr
P68309	1968 ivy gold	469.99 pr
P68325	1968 pearl	469.99 pr
P68331	1968 aqua/turq.	469.99 pr



PROFESSIONAL QUALIFIED INTERIORS



P68403S - convertible, pre-assembled



P68402C - 2 door hardtop, pre-assembled, LH shown



P68103S - backside detail, non-assembled



black red light blue med. blue



ivy gold pearl parch. aqua/turq



## 1968 Impala SS Rear Panels

Reproduction quarter trim panels for 1968 Impala SS 2 door hardtop and convertible models. Features original style Madrid grain vinyl with dielectrically sealed diagonal pleats. Non-assembled panels do not include top rails or beltline weatherstrip. Pre-assembled panels feature ABS plastic top rail and Windowfelt beltline weatherstrip installed. Made in USA.

### 2 Door Hardtop

Non-Assembled Rear Side Panels		EST
P68101C	1968 black	161.99 pr
P68102C	1968 red	161.99 pr
P68103C	1968 light blue	161.99 pr
P68108C	1968 medium blue	161.99 pr
P68109C	1968 ivy gold	161.99 pr
P68125C	1968 pearl	161.99 pr
P68131C	1968 aqua/turquoise	161.99 pr

### Pre-Assembled Rear Side Panels

P68401C	1968 black	331.99 pr
P68402C	1968 red	331.99 pr
P68403C	1968 light blue	331.99 pr
P68408C	1968 medium blue	331.99 pr
P68409C	1968 ivy gold	331.99 pr
P68425C	1968 pearl	331.99 pr
P68431C	1968 aqua/turquoise	331.99 pr

### Convertible

Non-Assembled Rear Side Panels		EST
P68101S	1968 black	161.99 pr
P68102S	1968 red	161.99 pr
P68103S	1968 light blue	161.99 pr
P68108S	1968 medium blue	161.99 pr
P68109S	1968 ivy gold	161.99 pr
P68125S	1968 pearl	161.99 pr
P68131S	1968 aqua/turquoise	161.99 pr

### Pre-Assembled Rear Side Panels

P68401S	1968 black	331.99 pr
P68402S	1968 red	331.99 pr
P68403S	1968 light blue	331.99 pr
P68408S	1968 medium blue	331.99 pr
P68409S	1968 ivy gold	331.99 pr
P68425S	1968 pearl	331.99 pr
P68431S	1968 aqua/turquoise	331.99 pr




PROFESSIONAL QUALIFIED INTERIORS



B995131 - front door panel shown installed



B995101



black red light blue med. blue



ivy gold pearl parch. aqua/turq



## 1968 Impala & Impala Custom Door Panels

Reproduction door panels for 1968 Impala and Impala Custom 2 door hardtop and convertible models. Features original style Madrid grain vinyl with dielectrically heat sealed lines, double line chrome Mylar stripes, door panel buttons, and carpet on the lower section of the panel with sewn trim strip. Pre-assembled panels feature metal top rail with Windowfelt beltline weatherstrip installed, lock knob ferrules and attaching clips. Non-assembled panels do not include top rails, beltline weatherstrip, or lock knob ferrules. Made in USA.

Note: Shipped oversize.


Non-Assembled Door Panels		EST
B995001	1968 black	349.99 pr
B995002	1968 red	349.99 pr
B995003	1968 light blue	349.99 pr
B995008	1968 medium blue	349.99 pr
B995009	1968 ivy gold	349.99 pr
B995025	1968 pearl parchment	349.99 pr
B995031	1968 light aqua	349.99 pr

### Pre-Assembled Door Panels

B995101	1968 black	469.99 pr
B995102	1968 red	469.99 pr
B995103	1968 light blue	469.99 pr
B995108	1968 medium blue	469.99 pr
B995109	1968 ivy gold	469.99 pr
B995125	1968 pearl parchment	469.99 pr
B995131	1968 light aqua	469.99 pr



# 1968 Interior Side Panels



black red light blue med. blue  
ivy gold pearl parch. aqua/turq

## 1968 Impala & Impala Custom Rear Panels

Reproduction quarter trim panels for 1968 Impala 2 door hardtop and convertible models. Features original style Madrid grain vinyl with dielectrically heat sealed lines and double line chrome Mylar stripes. Non-assembled panels do not include top rails or beltline weatherstrip. Pre-assembled panels feature ABS plastic top rail and Windowfelt beltline weatherstrip installed. Made in USA.

Note: \*Impala 2 door hardtop pre-assembled rear quarter trim panels do not fit Impala Custom models.

### 2 Door Hardtop


Non-Assembled Rear Side Panels	
B995601C	1968 black..... 169.99 pr
B995602C	1968 red..... 169.99 pr
B995603C	1968 light blue..... 169.99 pr
B995608C	1968 medium blue..... 169.99 pr
B995609C	1968 ivy gold..... 169.99 pr
B995625C	1968 pearl parchm..... 169.99 pr
B995631C	1968 light aqua..... 169.99 pr
Pre-Assembled Rear Side Panels	
B995201*	1968 black..... 331.99 pr
B995202*	1968 red..... 331.99 pr
B995203*	1968 light blue..... 331.99 pr
B995208*	1968 medium blue..... 331.99 pr
B995209*	1968 ivy gold..... 331.99 pr
B995225*	1968 pearl parchm..... 331.99 pr
B995231*	1968 light aqua..... 331.99 pr

### Convertible

Non-Assembled Rear Side Panels	
B996701S	1968 black..... 169.99 pr
B996702S	1968 red..... 169.99 pr
B996703S	1968 light blue..... 169.99 pr
B996708S	1968 medium blue..... 169.99 pr
B996709S	1968 ivy gold..... 169.99 pr
B996725S	1968 pearl parchm..... 169.99 pr
B996731S	1968 light aqua..... 169.99 pr
Pre-Assembled Rear Side Panels	
B995501	1968 black..... 331.99 pr
B995502	1968 red..... 331.99 pr
B995503	1968 light blue..... 331.99 pr
B995508	1968 medium blue..... 331.99 pr
B995509	1968 ivy gold..... 331.99 pr
B995525	1968 pearl parchm..... 331.99 pr
B995531	1968 light aqua..... 331.99 pr



P68225C - rear armrest and piston covers shown installed



detail - correct grain, pre-sewn, and ready-to-install



P68201C



P68201V

black red light blue med. blue  
ivy gold pearl parch. aqua/turq

## 1968 Rear Armrest & Piston Covers


Reproduction rear armrest and convertible top piston cover upholstery for 1968 Impala models. Features original style Madrid grain vinyl. Each unit is pre-sewn and gets applied directly to the original armrest and well panel metal framework. Hardtop sets include upholstery for the lower armrest panels. Convertible sets include upholstery for the upper piston covers and the lower armrest panels.

### 1968 Impala and Impala SS

2 Door Hardtop	
P68201C	1968 black..... 111.99 pr
P68202C	1968 red..... 111.99 pr
P68203C	1968 light blue..... 111.99 pr
P68208C	1968 medium blue..... 111.99 pr
P68209C	1968 ivy gold..... 111.99 pr
P68225C	1968 pearl parchm..... 111.99 pr
P68231C	1968 light aqua..... 111.99 pr
Convertible	
P68201V	1968 black..... 111.99 set
P68202V	1968 red..... 111.99 set
P68203V	1968 light blue..... 111.99 set
P68208V	1968 medium blue..... 111.99 set
P68209V	1968 ivy gold..... 111.99 set
P68225V	1968 pearl parchm..... 111.99 set
P68231V	1968 light aqua..... 111.99 set



Non-assembled panel sets do not include metal top rails, must reuse the original upper rail and attach weatherstrip



B991702



B991701



B991801S

black red light blue med. blue  
ivy gold pearl parch. aqua/turq

## 1968 Impala 4 Door Panels

Reproduction door panels for 1968 Impala 4 door sedan, hardtop, and wagon models. Features original style Madrid grain vinyl with dielectrically heat sealed lines, double line chrome Mylar stripes, door panel buttons, carpet on the lower section of the panel with sewn trim strip, and attaching clips. Non-assembled panels do not include top rails, beltline weatherstrip or lock knob ferrules. Made in USA.

Non-Assembled Front Door Panels	
B991701	1968 black..... 324.99 pr
B991702	1968 dark red..... 324.99 pr
B991703	1968 light blue..... 324.99 pr
B991708	1968 medium blue..... 324.99 pr
B991709	1968 ivy gold..... 324.99 pr
B991725	1968 pearl parchm..... 324.99 pr
B991731	1968 light aqua..... 324.99 pr
Non-Assembled Rear Door Panels	
B991801	1968 black..... 324.99 pr
B991802	1968 dark red..... 324.99 pr
B991803S	1968 light blue..... 324.99 pr
B991808S	1968 medium blue..... 324.99 pr
B991809S	1968 ivy gold..... 324.99 pr
B991825S	1968 pearl parchm..... 324.99 pr
B991831S	1968 light aqua..... 324.99 pr

# 1968-69 Interior Side Panels

PU **UNLIMITED**  
PARTS



P99201 - front door panel shown installed

PU **UNLIMITED**  
PARTS



Non-assembled door panels do not include metal top rails, must reuse the original upper rail and attach weatherstrip

PU **UNLIMITED**  
PARTS



P69107C - rear quarter trim panel shown installed



P99201



P99201



P99308



black med. blue ivy gold saddle

## 1968 Caprice Door and Side Panels


Reproduction door panels for 1968 Caprice 2 door hardtop models. Features original style Madrid grain vinyl, double stitched horizontal seams with vertical pleats, door panel buttons, carpet on the lower section of the panel, and attaching clips. You must reuse your original upper door panel top rails and reattach to the panels provided. Made in USA.

**Important:** Door panel metal top rails, beltline windowfelt, woodgrain applique, and moldings are not included.

**Note:** \*Shipped oversize.

Non-Assembled Door Panels		#51
P99201*	1968 black.....	319.99 pr
P99208*	1968 medium blue.....	319.99 pr
P99209*	1968 ivy gold.....	319.99 pr
P99224*	1968 saddle.....	319.99 pr

Non-Assembled Rear Side Panels		
P99301	1968 black.....	148.99 pr
P99308	1968 medium blue.....	148.99 pr
P99309	1968 ivy gold.....	148.99 pr
P99324	1968 saddle.....	148.99 pr



detail - dielectric pleats, woodgrain, and chrome Mylar



P69212



black red parchment dark blue



dark green light green gold dark aqua

## 1969 Impala and SS Door Panels

Reproduction door panels for 1969 Impala 2 door hardtop and convertible models. Features original style Madrid grain vinyl with dielectrically heat sealed vertical lines, a raised woodgrain Mylar inset replaces the original plastic woodgrain applique. Mylar chrome strips border the woodgrain, and along the top of the panel for an authentic factory appearance. You must reuse your original upper door panel top rails and reattach to the panels provided. Made in USA.

**Important:** Door panel metal top rails, beltline windowfelt and lower moldings are not included.

**Note:** \*Original color for Impala models with cloth interior.

### 2 Door Hardtop and Convertible

#### Non-Assembled Front Door Panels

P69201	1969 black.....	347.99 pr
P69202	1969 red.....	347.99 pr
P69205*	1969 gold.....	347.99 pr
P69207	1969 parchment.....	347.99 pr
P69212	1969 dark blue.....	347.99 pr
P69213	1969 dark green.....	347.99 pr
P69214	1969 light green.....	347.99 pr
P69243*	1969 dark aqua.....	347.99 pr




P69112C



P69105S



black red parchment dark blue



dark green light green gold dark aqua

USA

## 1969 Impala and SS Rear Side Panels

Reproduction quarter trim panels for 1969 Impala 2 door hardtop and convertible models. Features original style Madrid grain vinyl with dielectrically heat sealed vertical lines, chrome Mylar strips along the top of the panel for an authentic factory appearance. You must reuse your original upper trim panel top rails and reattach to the panels provided. Made in USA.

**Important:** Quarter trim panel metal top rails and the beltline windowfelt are not included.

**Note:** \*Original color for Impala models with cloth interior.

### 2 Door Hardtop

#### Non-Assembled Rear Door Panels

P69101C	1969 black.....	161.99 pr
P69102C	1969 red.....	161.99 pr
P691205C*	1969 gold.....	161.99 pr
P69107C	1969 parchment.....	161.99 pr
P69112C	1969 dark blue.....	161.99 pr
P69114C	1969 light green.....	161.99 pr
P691213C	1969 dark green.....	161.99 pr
P691243C*	1969 dark aqua.....	161.99 pr

#### Convertible

#### Non-Assembled Rear Door Panels

P69101S	1969 black.....	161.99 pr
P69102S	1969 red.....	161.99 pr
P69105S*	1969 gold.....	161.99 pr
P69107S	1969 parchment.....	161.99 pr
P69112S	1969 dark blue.....	161.99 pr
P69114S	1969 light green.....	161.99 pr
P691213S	1969 dark green.....	161.99 pr
P69143S*	1969 dark aqua.....	161.99 pr

# 1969-72 Interior Side Panels



detail - correct grain, pre-sewn, and ready-to-install



P695107



P695201



## 1969-70 Rear Armrest & Piston Covers

Reproduction rear armrest and convertible top piston cover upholstery for 1969-70 Impala models. Features original style Madrid grain vinyl. Each unit is pre-sewn and gets applied directly to the original armrest and well panel metal framework. Hardtop sets includes upholstery for the lower armrest panels. Convertible sets include upholstery for the upper piston covers and the lower armrest panels.

### 1969-70 Impala and Impala SS

P695101	1969-70	black	111.99	set
P695102	1969	red	111.99	set
P695105	1969-70	gold	111.99	set
P695103	1970	light blue	111.99	set
P695107	1969	parchment	111.99	set
P695112	1969	dark blue	111.99	set
P695114	1969	dark green	111.99	set
P695143	1969	dark aqua	111.99	set
P695144	1970	sandalwood	111.99	set
P705102	1970	black	111.99	set
P705124	1970	saddle	111.99	set

### Convertible

P695201	1969-70	black	111.99	set
P695202	1969	red	111.99	set
P695203	1970	light blue	111.99	set
P695207	1969	parchment	111.99	set
P695212	1969	dark blue	111.99	set
P695213	1969-70	dark green	111.99	set
P695214	1969	light green	111.99	set
P695244	1970	sandalwood	111.99	set
P705202	1970	red	111.99	set
P705224	1970	saddle	111.99	set



P702101



P702101



P703101



## 1970 Impala Door and Rear Side Panels

Reproduction front and rear panels for 1970 Impala 2 door hardtop and convertible models. Features original style Madrid grain vinyl with dielectrically sealed Stitchbar pattern, a vertical woodgrain Mylar insert replaces the original plastic woodgrain, and dual Mylar chrome accents. You must reuse your original upper panel top rails and reattach to the panels provided.

**Important:** Metal top rails and windowfelts are not included.  
**Note:** \*Shipped overseas.

### 2 Door Hardtop and Convertible

<b>Non-Assembled Front Door Panels</b>				
P702101*	1970	black	347.99	pr
P702102*	1970	red	347.99	pr
P702103*	1970	light blue	347.99	pr
P702113*	1970	dark green met	347.99	pr
P702124*	1970	saddle	347.99	pr
P702144*	1970	sandalwood	347.99	pr
P702177*	1970	gold	347.99	pr

### 2 Door Hardtop


<b>Non-Assembled Rear Door Panels</b>				
P703101	1970	black	161.99	pr
P703102	1970	red	161.99	pr
P703103	1970	light blue	161.99	pr
P703113	1970	dark green met	161.99	pr
P703124	1970	saddle	161.99	pr
P703177	1970	gold	161.99	pr
P703144	1970	sandalwood	161.99	pr

### Convertible

<b>Non-Assembled Rear Door Panels</b>				
P704101	1970	black	161.99	pr
P704102	1970	red	161.99	pr
P704103	1970	light blue	161.99	pr
P704113	1970	dark green met	161.99	pr
P704124	1970	saddle	161.99	pr
P704144	1970	gold	161.99	pr
P704177	1970	sandalwood	161.99	pr



P72101



## 1971-72 Impala Door Panels

Correct reproduction of the 1971-72 upper door panels. Each panel is manufactured with the correct Madrid grain vinyl and feature a horizontal woodgrain strip bordered in silver Mylar. Vertical dielectric pleats run the length of the door above the woodgrain. Made in USA.

**Note:** This panel covers the top portion of the door. The bottom section of the door panel is made of molded plastic and must be re-used when installing the new upper panel.

P72101	1971-72	black	275.99	pr
P72110	1971-72	white	275.99	pr
P72112	1971-72	dark blue	275.99	pr
P72113	1971-72	dark green	275.99	pr
P72118	1971-72	dark saddle	275.99	pr
P72144	1971-72	sandalwood	275.99	pr
P72146	1971-72	jade green	275.99	pr
P72151	1971-72	covert	275.99	pr



P72212C



P72218S

## 1971-72 Impala Rear Panels

Reproduction 1971-72 Impala rear interior panels. Manufactured with original style Madrid grain vinyl. You must reuse your original upper panel top rails and reattach to the panels provided.

### Upper Trim Panels

<b>2 Door Hardtop</b>				
P72201C	1971-72	black	120.99	pr
P72212C	1971-72	dark blue	120.99	pr
P72213C	1971-72	dark green	120.99	pr
P72218S	1971-72	dark saddle	120.99	pr
P72244C	1971-72	sandalwood	120.99	pr
P72246C	1971-72	jade green	120.99	pr
P72251C	1971-72	covert	120.99	pr

### Convertible

P72201S	1971-72	black	120.99	pr
P72210	1971-72	white	120.99	pr
P72212S	1971-72	dark blue	120.99	pr
P72213S	1971-72	dark green	120.99	pr
P72218S	1971-72	dark saddle	120.99	pr
P72244S	1971-72	sandalwood	120.99	pr
P72246S	1971-72	jade green	120.99	pr
P72251S	1971-72	covert	120.99	pr


### Rear Armrest Covers

Covers the armrest section on each side of the rear seat and the piston covers above the armrest. 4 piece set.

<b>Convertible</b>				
P71946V	1971	jade green	114.99	set
P71901V	1971-72	black	114.99	set
P71918V	1971-72	dark saddle	114.99	set
P71944V	1971-72	sandalwood	114.99	set

INTERIOR COMPONENTS

# Interior Panel Components



P15581 - LH shown



P15591 - LH shown



P15521 - LH shown



P15531 - LH shown

## 1958-64 Door Panel Back Board

Reproduction interior door panel boards for 1958-64 Chevrolet full size 2 door models. Each board is die-cut for a precise fitment and features pre-punched with correct holes for trim moldings. Sold in pairs. Made in USA.

Notes: Shipped oversize.

<b>El Camino</b>				
P15591	1959-60	LH and RH	.....	36.99 pr
<b>2 Door Hardtop and Convertible</b>				
P15581	1958	LH and RH	.....	36.99 pr
P15591	1959-60	LH and RH	.....	36.99 pr
P15521	1961-62	LH and RH	.....	48.99 pr
P15531	1963-64	LH and RH	.....	39.99 pr



## 1963-64 Interior Quarter Trim Panel Boards

Reproduction interior rear quarter trim panel boards for 1963-64 Chevrolet Impala 2 door hardtop models. Each board is die-cut for a precise fitment and features pre-punched with correct holes for window cranks. Sold in pairs. Made in USA.

<b>Impala 2 Door Hardtop</b>				
B9021	1963-64	LH and RH	.....	26.99 pr



## 1965-66 B-Pillar Trim Boards

Reproduction lower B-pillar interior trim panel boards for 1965-66 Chevrolet 4 door sedan models. These boards are die-cut to the original dimensions for secure fit. Set of 6 pieces to do both LH and RH sides, ready to cover in your choice of material.

Note: Hardware not included.

<b>4 Door Sedan</b>				
A6100302	1965-66	LH and RH	.....	42.99 set



B99132 - LH shown



B99135

## 1959-76 Door Water Shields

Seal your interior from water and other elements with these reproduction water shields. These shields should always be replaced when installing new door panels. Features holes for door handles and window cranks.


B99132	1959-60	2 door hardtop	.....	21.99 set
B99133	1959-60	2 convertible	.....	21.99 set
B99134	1961-62	2 door hardtop	.....	21.99 set
B99135	1963-64	2 door hardtop	.....	21.99 set
B99136	1963-64	4 door sedan	.....	22.99 set
B99137	1965-68	2 door hardtop	.....	27.99 set
B99138	1969-70	2 door hardtop	.....	26.99 set
B99139	1971-76	2 door	.....	15.99 set



## Universal Door Panel Water Shield

Universal door panel water shields designed to help keep water and other elements from damaging the back side of the door panels. This material is offered in one 12' x 4' sheet that can be used for nearly all car and truck applications. Trim to fit.

UWS101	12' x 4'	.....	52.99 ea
--------	----------	-------	----------



Top rail - installed



L16095



RD7009



B99113

## 1959-64 Upper Door Panel Rails

Reproduction upper door panel top rails for 1959-64 models. These high-quality top rails are manufactured to factory specifications from high-quality steel. These top rails attach to the interior door panel board.

<b>El Camino</b>				
L16095P	1959-60	LH and RH	.....	449.99 pr
<b>2 Door Sedan/Wagon</b>				
L16095P	1959-60	LH and RH	.....	449.99 pr
<b>2 Door Hardtop/Convertible</b>				
RD7009	1959-60	LH and RH	.....	219.99 pr
RD7011	1961-62	LH and RH	.....	174.99 pr
B99113	1963-64	LH and RH	.....	129.99 pr



RD7008

RD7010



L17069P

Y17007P

## 1959-66 Upper Quarter Trim Panel Rails

Reproduction upper door panel top rails for 1959-64 full size models. These high-quality top rails are manufactured to factory specifications from high-quality steel. These top rails attach to the interior door panel board. Includes LH and RH.


<b>2 Door Hardtop</b>				
L17069P	1961	Impala	.....	489.99 pr
L17069P	1961-62	Bel Air	.....	489.99 pr
<b>Convertible</b>				
RD7008	1959-60	Impala	.....	324.99 pr
RD7010	1961-64	Impala	.....	219.99 pr
Y17007P	1965-66	Impala	.....	324.99 pr



# Interior Panel Components



A6101002 - installed



A6101005 - detail



A6101002



red blue gold turquoise green

## 1958 Impala Door Panel Trim


Reproduction aluminum door panel insert sets for 1958 Impala 2 door hardtop and convertible models. Manufactured to factory specifications from stamped aluminum and anodized for an accurate replacement. Set includes trim for the front doors and rear quarters.

### 2 Door Hardtop

A6101002	1958	red	436.99 set
A6101003	1958	blue	436.99 set
A6101005	1958	gold	331.99 set
A6101006	1958	turquoise	439.99 set
A6101013	1958	green	439.99 set

### Convertible

A6101102	1958	red	439.99 set
A6101103	1958	blue	439.99 set
A6101105	1958	gold	350.99 set
A6101106	1958	turquoise	439.99 set
A6101113	1958	green	439.99 set



A4101

A4102L A4102R

## 1958 Impala Lower Door Panel Moldings

Reproduction lower door panel moldings for 1958 Impala 2-door hardtop and convertible models. These moldings are manufactured to factory specifications from polished stainless steel and feature all mounting pegs and screws required for installation.

### Door Molding

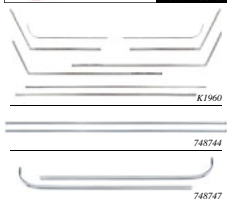
A4101	1958	LH or RH	114.99 ea
-------	------	----------	-----------

### Kick Panel Extension Molding

A4102L	1958	LH	62.99 ea
A4102R	1958	RH	62.99 ea



K1960 - installed



K1960

748744

748747

## 1965 Door/Rear Panel Molding Set

OER® reproduction interior door and quarter trim panel moldings for 1965 Impala Super Sport 2 door hardtop and convertible models. Manufactured from polished stainless steel, this molding set will completely replace all of the front door and rear panel moldings. Each 8 piece set includes: the moldings for the upper door panel, lower door panel, upper rear panel, and the lower rear panel (rear armrest). Includes the mounting clip strip pre-attached to the moldings.

### 8 Piece Sets

K1960	1965	coupe	199.99 set
K1960C	1965	convertible	199.99 set

### Door Panel Moldings

748743	1965	LH & RH - upper	69.99 pr
748744	1965	LH & RH - lower	45.99 pr

### Rear Quarter Trim Panel Moldings

748745	1965	coupe - LH & RH	69.99 pr
748746	1965	conv - LH & RH	69.99 pr

### Rear Armrest Panel Moldings

748747	1965	LH & RH	69.99 pr
--------	------	---------	----------



Y35350

A7999

TX135

## Door Panel/Trim Remover Tool

Remove your door panels or door panel trim easily with a removal tool. No more trouble trying to get them off by hand. Removes the moldings or the door panel fasteners allowing the door panel to come off easily.

Y35350	door panel remover	18.99 ea
A7999	door panel trim remover	9.99 ea
TX135	door panel clip remover	10.99 ea



KP64708 - installed



KP64802

KP64865

KP64701A

KP64706A

black red light blue aqua

medium blue saddle fawn

## 1964 Door Panel Carpet

OER® Authorized door panel carpet is produced using high-quality Raylon loop carpet. Factory patterns are used along with correct color matched vinyl trim.

### Standard Impala

KP64801	1964	black	52.99 pr
KP64802	1964	red	52.99 pr
KP64803	1964	light blue	52.99 pr
KP64806	1964	aqua	52.99 pr
KP64808	1964	medium blue	52.99 pr
KP64824	1964	saddle	52.99 pr
KP64865	1964	fawn	52.99 pr

### Impala SS

KP64701A	1964	black	54.99 pr
KP64702A	1964	red	54.99 pr
KP64706A	1964	aqua	54.99 pr
KP64708A	1964	medium blue	54.99 pr
KP64724A	1964	saddle	54.99 pr
KP64765A	1964	fawn	54.99 pr

# Interior Panel Components

**New!**



**PU** parts  
not  
available  
without  
code

## 1961-64 Door Panel/Upholstery Button

Reproduction interior door panel/upholstery stainless capped buttons for various 1961-64 full size models. Manufactured to factory specifications offering an authentic replacement for the old or worn out originals. Sold individually. Use as required.

B100 1961-64 stainless capped ..... 2.49 ea

**New!**



BUTTON02 - shown installed



BUTTON01

BUTTON02

## 1965-68 Door Panel/Upholstery Button

Reproduction vinyl covered door panel/upholstery buttons for 1965-68 full size models. Manufactured to factory specifications offering an authentic replacement for the old or worn out originals. Approximately 9/16" diameter. Sold individually. Use as required.

BUTTON01 1965-68 black ..... 3.99 ea  
 BUTTON02 1965-68 red ..... 3.99 ea  
 BUTTON10 1965-68 white ..... 3.99 ea  
 BUTTON12 1965-68 dark blue ..... 3.99 ea  
 BUTTON13 1965-68 dark green ..... 3.99 ea  
 BUTTON17 1965-68 saddle ..... 3.99 ea  
 BUTTON23 1965-68 silver ..... 3.99 ea  
 BUTTON41 1965-68 sandalwood ..... 3.99 ea



B99102 - black and chrome medallions shown installed



B99101

B99102

## 1966-69 Door Panel/Upholstery Medallions

Reproduction interior medallions installed on door panels and seat backs on 1966-69 Impala models. These medallions are die-cast with correct grain texture, then plated to match the originals. Available in chrome or black with chrome perimeter. Installs using a peg mounting system.

B99101 1966-69 chrome ..... 14.99 pr  
 B99102 1966-69 chrome/black ..... 14.99 pr



**OER**

CM2399



14753

## 1964-65 SS Door Panel Emblems

Reproduction door panel emblems for 1964-65 Impala models. These emblems feature chrome-plated die-cast emblems are manufactured to factory specifications with correct painted details for an original appearance and fit.

CM2399 1964 SS ..... 66.99 pr  
 14753 1965 SS - OER\* ..... 48.99 pr

**RESTORATION**

**OER**



## 1970-72 Impala Door Panel Emblems

Reproduction door panel emblems for 1970-72 Impala models. These emblems are made from die-cast zinc. The emblems feature a high-quality chrome-plating with the black accent paint as original. Includes mounting hardware. Sold as a pair.


K7072 1970-72 ..... 39.99 pr



## 1962-64 Door Panel Reflector

Reproduction inner door panel reflector. Manufactured in quality injection molded UV red acrylic and includes a stainless steel bezel replicating the original in design and appearance. Fastens to door panel by pushing bezel tabs through door panel and bending over to secure Includes the lens and chrome housing.

CM2198 1962 all ..... 39.99 ea  
 CM2198 1963-64 SS ..... 39.99 ea



## 1965 Door Panel Reflector

Reproduction door reflector for 1965 Impala models. Manufactured to factory specifications and injection molded in the correct coloration. Features the pre-attached backing plate with mounting feet for easy installation. Sold individually. 2 required per vehicle.

4410338 1965 LH or RH ..... 39.99 ea



20030995



20008916

20008916 - profile

## 1977-90 Door Pull Strap End Cap/Cover

Door pull strap end cap and cover for 1977-90 Caprice and Impala models. Includes the chrome end cap and the brushed cover. Manufactured to factory specifications. 2 required per pull strap, 4 required per vehicle.

**End Cap and Cover**  
 20030995 1977-80 single ..... 18.99 ea  
 IN10177Z 1977-80 4 piece ..... 71.99 set

**Cover Only**  
 20008916 1977-80 repro ..... 2.99 ea  
 G8759 1977-80 GM ..... 5.99 ea



4500027


4853962



R894



748562



K6581

## 1969-74 Door Panel Clips and Plugs

OER\* reproduction door panel retaining clips and door plug inserts for 1969-74 Chevrolet models that require the metal clip and plug style retainers to install the door panels. Use as required.

**Clips**  
 4500027 1969-74 individual clips ..... 1.99 ea  
 748562 1969-74 set of 12 clips ..... 9.99 set

**Plugs**  
 4853962 1969-74 individual plugs ..... 1.29 ea  
 R894 1969-74 set of 12 plugs ..... 9.99 set

**Clip and Plug Set**  
 K6581 1969-74 12 clips/12 plugs ..... 17.99 set

# Interior Hardware




R385

## 1971-90 Nylon Door Panel Clip

These door panel clips are designed to attach to the cardboard/plastic backing on the door panel. Once installed, the panel is pushed directly into the door frame. The nylon clips will keep the door panel positioned properly after installation. Service replacement for some models.

A11774	1971-90	individual clip.....	\$.89 ea
R386	1971-90	8 piece set.....	6.99 set
R385	1971-90	12 piece set.....	9.99 set
R384	1971-90	16 piece set.....	12.99 set

## NEW! 1969 AUTHORIZED



A12565 A1023

## Universal Door Panel Retaining Clip

Replacement door panel nylon retaining clips for various GM vehicles that require a nylon push-in clip. Sold individually.

1/2" Dia. Head, 5/16" Dia. Stem, 5/8" Stem Length	individual	black.....	.99 ea
3/4" Dia. Head, 5/16" Dia. Stem, 1" Stem Length	individual	off-white.....	1.29 ea



6280765K

## 1958-68 Door Panel Clips and Plugs

Replacement door panel nail clips and nylon plug insert for various 1958-68 Chevrolet models that require the metal nail clip and slotted nylon style retainers to install the door panels. Use as required.

<b>Nail Clip Set</b>			
TF120145	1958-68	26 piece.....	18.99 set
<b>Nail Clip Slotted Nylon Retainer</b>			
6280765	1958-68	individual.....	.99 ea
6280765K	1958-68	14 piece.....	12.99 set



9414769

## Interlag Washer Head Chrome Screw Set

We offer these chrome sheet metal screws with integral washer. These screws can be used for all models where a #8 screw is required. Sold in sets of 10.

9414769	#8 x 1"	set of 10.....	9.99 set
9414768	#8 x 1-1/2"	set of 10.....	8.99 set



A1799 2710 A1423 A2716 A1932

## Universal Chrome Trim Screws

Replacement chrome-plated screws used on various GM vehicles. Sold individually or in 10 piece sets.

Individual			
<b>#8 Screw with Undersized #6 Head</b>			
A1799	#8 x 3/4" with #6 head.....	.79 ea	
A1423	#8 x 1-1/4" with #6 head.....	.79 ea	
A1932	#8 x 1-1/2" with #6 head.....	.79 ea	
A1933	#8 x 1-3/4" with #6 head.....	.79 ea	
<b>#8 Screw with #8 Head</b>			
2710	#8 x 3/4" with #8 head.....	.69 ea	
A2716	#8 x 1-1/4" with #8 head.....	.79 ea	
10 Piece Sets			
<b>#8 Screw with Undersized #6 Head</b>			
A1799K	#8 x 3/4" with #6 head.....	7.99 set	
A1423K	#8 x 1-1/4" with #6 head.....	4.99 set	
A1932K	#8 x 1-1/2" with #6 head.....	7.99 set	
A1933K	#8 x 1-3/4" with #6 head.....	4.99 set	
<b>#8 Screw with #8 Head</b>			
A493	#8 x 3/4" with #8 head.....	4.99 set	
A2716K	#8 x 1-1/4" with #8 head.....	7.99 set	



SK1820

## 1958-61 Biscayne Interior Screw Set

Each interior screw set contains most of the visible essential screws used on the inside of the vehicle. Most sets include hardware for: door sill plates, coat hooks, windshield garnish moldings, rear view mirror, heater panel, dash bezel, pillar post moldings, dash side trim, quarter window frame, door panel, sun visor, kick panel fresh air vents, armrest pads and bases.

Note: Contents of each kit varies by year and model.

2 Door Sedan			
SK1905	1960	82 piece.....	28.99 set
SK514	1961	75 piece.....	29.99 set
4 Door Sedan			
SK1820	1958	119 piece.....	40.99 set
SK1160	1959	86 piece.....	31.99 set

## 1958-68 Bel Air Interior Screw Set

Each interior screw set contains most of the visible essential screws used on the inside of the vehicle. Most sets include hardware for: door sill plates, coat hooks, windshield garnish moldings, rear view mirror, heater panel, dash bezel, pillar post moldings, dash side trim, quarter window frame, door panel, sun visor, kick panel fresh air vents, armrest pads and bases.

Note: Contents of each set varies by year and model.

2 Door Sedan			
SK1060	1964	73 piece.....	30.99 set
4 Door Sedan			
SK1160	1959	86 piece.....	31.99 set
SK1145	1962	73 piece.....	34.99 set
SK1065	1965	74 piece.....	35.99 set
SK1070	1968	109 piece.....	39.99 set



SK606



SK1185

## 1958-72 Impala Interior Screw Set

Each interior screw set contains most of the visible essential screws used on the inside of the vehicle. Most sets include hardware for: door sill plates, coat hooks, windshield moldings, rear view mirror, dash bezel, roof rail moldings, pillar post moldings, seat side moldings, kick panel, quarter trim panels, door panel, sun visor, shifter selector, quarter seals, steering column cover, seat back, armrest pads and bases.

Note: Contents of each set varies by year and model.

2 Door Hardtop			
SK520	1958	112 piece.....	37.99 set
SK537	1959	102 piece.....	35.99 set
SK1255	1960	112 piece.....	39.99 set
SK622	1961	81 piece.....	32.99 set
SK1355	1962	89 piece.....	29.99 set
SK1245	1963	88 piece.....	29.99 set
SK1080	1964	85 piece.....	29.99 set
SK504	1965	102 piece.....	34.99 set
SK1180	1966	87 piece.....	29.99 set
SK1085	1967	72 piece.....	24.99 set
SK1072	1968	116 piece.....	43.99 set
SK1095	1969	113 piece.....	41.99 set
SK1105	1970	109 piece.....	38.99 set
SK1635	1972	94 piece.....	33.99 set

Note: Contents of each set varies by year and model.

Convertible			
SK569	1958	80 piece.....	27.99 set
SK538	1959	76 piece.....	26.99 set
SK605	1960	106 piece.....	38.99 set
SK629	1961	70 piece.....	29.99 set
SK1114	1962	78 piece.....	29.99 set
SK606	1963	91 piece.....	31.99 set
SK1800	1964	83 piece.....	35.99 set
SK516	1965	92 piece.....	29.99 set
SK617	1966	95 piece.....	36.99 set
SK1086	1967	95 piece.....	33.99 set
SK1073	1968	121 piece.....	46.99 set
SK565	1969	98 piece.....	37.99 set
SK566	1970	108 piece.....	37.99 set
SK1996	1972	87 piece.....	33.99 set

Note: Contents of each set varies by year and model.

4 Door Sedan			
SK1160	1959	86 piece.....	31.99 set
SK1055	1963	71 piece.....	35.99 set
SK1100	1969	87 piece.....	32.99 set
SK1110	1970	87 piece.....	32.99 set

Note: Contents of each set varies by year and model.

4 Door Hardtop			
SK543	1959	127 piece.....	44.99 set
SK1250	1960	127 piece.....	44.99 set
SK1075	1962	109 piece.....	48.99 set
SK1140	1964	91 piece.....	41.99 set
SK1185	1966	67 piece.....	33.99 set
SK1090	1967	84 piece.....	40.99 set
Station Wagon			
SK1620	1966	129 piece.....	56.99 set

# Armrests and Components




## Bel Air Style Replacement Armrests

Reproduction 1957 Bel Air armrests are a great looking alternative for 1958-61 Bel Air, Biscayne, and other models where the original style armrests are not available. These armrests also work well on custom upholstered door panels. Features a vinyl upholstered pad with steel mounting plate insert and an injection molded ABS plastic base. Designed to fit front or rear doors. New mounting holes will be required for custom applications.

Note: Please add 2 digit color code when ordering.

TF1250 specify color ..... 109.99 pr



## 1958-61 Impala Armrest Reflectors

Reproduction armrest reflectors for 1958-61 Impala 2 door hardtop and convertible models. Reflectors were originally installed on the rear side of the front door armrest assemblies. 1958 lenses require a chrome bezel, sold separately. 1959-61 reflectors feature a bright chrome finish applied right to the acrylic red lens. Sold in pairs.


CM2026 1958 made in USA ..... 89.99 pr  
HS300 1959-61 ..... 99.99 pr



## 1958 Impala Armrest Reflector Bezel

Reproduction armrest reflector bezels for 1958 Impala 2 door hardtop and convertible models. These chrome-plated die-cast bezels are manufactured to factory specifications for an authentic fit and original appearance.

A1728L 1958 LH ..... 44.99 ea  
A1728R 1958 RH ..... 44.99 ea



B1021P

## 1958-61 Armrest Chrome Ornaments

Quality reproduction armrest ornaments installed on 1958-61 Chevrolet Impala 2 door hardtop and convertible models. These chrome-plated ornaments mount on the front of the armrest near the door opening handle.

A1729L 1958 LH ..... 29.99 ea  
A1729R 1958 RH ..... 29.99 ea  
B1021P 1959-61 LH and RH ..... 51.99 pr



## 1958 Impala Armrest Pad

Quality reproduction armrest pads for 1958 Chevrolet Impala 2 door hardtop and convertible models. These molded Polyurethane replacements feature the correct contours and simulated stitching for an authentic fit and original appearance. Available in black, paint to match.

A3617L 1958 LH ..... 127.99 ea  
A3617R 1958 RH ..... 127.99 ea



## 1958 Impala Armrest Set

Quality reproduction armrest sets for 1958 Chevrolet Impala 2 door hardtop and convertible models. These molded Polyurethane replacements include: the molded armrest pad, front chrome end cap, red reflector, and reflector chrome bezel all ready assembled for an easy installation. Available in black, paint to match.

A3616AL 1958 LH ..... 243.99 ea  
A3616AR 1958 RH ..... 243.99 ea



## 1958 Front Armrest Brackets

Reproduction front armrest to door panel mounting brackets for 1958 Impala 2 door hardtop and convertible models. Manufactured from stamped steel to factory specifications. LH and RH.

L07047P 1958 LH and RH ..... 55.99 pr



## 1959-61 Armrest Pads

High-quality replacement front door armrest foam rubber pads for 1959-61 Impala 2 door hardtop and convertible models. This is the pads only.

C2698B 1959-61 LH and RH ..... 99.99 pr



## 1959-61 Impala Armrest Pad and Base Kit

Reproduction front armrest base and pad set for 1959-60 Impala models. This set includes the metal armrest bases, the finger guards, and a set of new rubber pads. Includes hardware to mount the armrest and finger plate. Fits Impala 2 door hardtop, convertible, and 4 door front doors. The chrome ornament/end caps and armrest reflectors are sold separately.

L07016P 1959-60 LH and RH ..... 595.99 kit  
L070651P 1961 LH and RH ..... 595.99 kit



## 1958-61 Impala Armrest Base Set

Reproduction front armrest base and finger guard set for 1959-61 Impala models. These sets include the LH and RH metal armrest bases and finger guard inserts. Includes hardware to mount the armrest and finger plates.

L07016P 1959-60 LH and RH ..... 498.99 set  
L070651P 1961 LH and RH ..... 498.99 set

# Armrests and Components

OER AUTHORIZED



K7949 - installed



K7949

K7950

## 1962-67 Front Armrest Bases

OER® front armrest bases for 1962-67 Impala and Caprice models. Manufactured in injection molded ABS plastic and finished with brilliant chrome-plating as original. These reproductions are superior to any currently available. Sold in pairs.

K7949	1962-64	Impala	39.99	pr
K7950	1965-67	Impala	39.99	pr
K7950	1966-67	Caprice	39.99	pr

OER AUTHORIZED



N7954 - installed



N7952

N7954

## 1962-67 Bel Air Armrest Bases

Superb quality front and rear armrest bases for 1962-67 Bel Air 2 or 4 door sedan and 4 door wagon models. Manufactured in injection molded ABS plastic and finished with brilliant chrome-plating. Can be painted the interior color for models with color matched armrest bases. Sold in pairs.

*Notes: \* Will not fit 1962 Bel Air 2 door hardtop models. For rear ashtray inserts order pair #N1000.*

<b>Front Armrest Bases</b>	Bel Air	29.99	pr
N7952	1962-67		

<b>Rear Armrest Bases</b>	Bel Air	34.99	pr
N7954*	1962-67		

OER



7755939 - installed



7755939

## 1968-70 Two Door Front Armrest Base

OER® front armrest bases for 1968-70 Impala and Caprice 2 door models with 16" bases. These reproductions are manufactured in injection molded ABS plastic to factory specifications with the correct Madrid grain. Available in black, paint to match interior color.

7755939	1968-70	LH	39.99	ea
7755938	1968-70	RH	39.99	ea




8769927

8769935

8769943

8769945



black

red

med. blue

ivy gold

dark blue

dark green

parment

## 1968-70 Four Door Front Armrest Base

OER® front armrest bases for 1968-70 Impala and Caprice 4 door models with 12" bases. These reproductions are manufactured in injection molded ABS plastic to factory specifications with correct Madrid grain. Available in black, paint to match interior color.

8769927	1968-70	LH	black	8.99	ea
8769926	1968-70	RH	black	8.99	ea
8769935	1968-70	LH	red	11.99	ea
8769934	1968-70	RH	red	11.99	ea
8769939	1968	LH	med. blue	11.99	ea
8769938	1968	RH	med. blue	11.99	ea
7756009	1968	LH	ivy gold	14.99	ea
7756008	1968	RH	ivy gold	14.99	ea
8769943	1969	LH	dark blue	11.99	ea
8769942	1969	RH	dark blue	11.99	ea
8769945	1969	LH	dark green	11.99	ea
8769944	1969	RH	dark green	11.99	ea
8769947	1969	LH	parment	11.99	ea
8769946	1969	RH	parment	11.99	ea

OER



## 1968-70 Chrome Armrest Backing Plates

Reproduction armrest base backing plates installed on 1969 two door hardtop and convertible models. These armrest backing plates are the correct design for 1969 models, they do not extend out behind the door handle.

Will fit all 1968-70 two door hardtop and convertible models. Replaces OE part #8717572 and 8717573.

F6870	1968-70	LH and RH	79.99	pr
-------	---------	-----------	-------	----


OER



K238 - installed



K967 - installed



detail - retaining rail clips are pre-installed

K239

K967

## 1968-70 Armrest Base Moldings

Front and rear armrest base moldings for 1968-70 full size models. Each molding is correctly stamped in polished stainless steel to factory specifications. Each molding features correct retaining rails as original. Sold in pairs.

### 2 Door Models

<b>For 16" Front Armrest Bases - 14" Long</b>			
K239	1968-70	LH and RH	24.99

### 4 Door Models

<b>For 12" Front Armrest Bases - 9-1/4" Long</b>			
K967	1968	LH and RH	29.99

<b>Rear Armrest Bases - 8-1/2" Long</b>			
K831	1968	LH and RH	29.99


# Armrests and Components



detail - glued and stapled to the base for superior adhesion



B62906




## 1962-64 Impala Front Armrest Pads

PUI reproduction front armrest pads for 1962-64 Chevrolet Impala 2 door hardtop and convertible models. Manufactured to factory specifications. Each high-quality armrest pad features a foam core, ABS base plate with Seville grain vinyl glued and stapled to the base for superior adhesion. Includes LH and RH armrest pads. Sold in pairs. Approximate length is 15 inches long. Made in USA.

### Front Armrest Pads - Vinyl Wrapped

B62901	1962-64	black	99.99
B62903	1962-64	light blue	99.99
B62906	1962-64	aqua	99.99
B62910	1962-64	white	99.99
B62954	1962	bright red	99.99
B62965	1962-63	fawn	99.99
B62902	1963-64	red	99.99
B62924	1963-64	saddle	99.99
B62966	1964	light fawn	99.99
B62923	1964	silver	99.99



## 1962-64 Impala Front Armrest Pads

Reproduction armrest pads for 1962-64 Impala and Impala SS 2 door models. These quality replacement pads are manufactured using modern urethane materials. Each pad features a sharp Seville grain for an original appearance. Paint to match interior color. Includes LH and RH armrest pads. Sold in pairs.

**Front Armrest Pads - Molded Urethane**


B99142	1962-64	black	49.99
--------	---------	-------	-------



B69703



detail - features metal core and glued adhesion



## 1962-64 Impala Front Armrest Pads

Correct reproduction armrest pads for 1962-64 Impala and Impala SS 2 door models. Offered in original style with a metal core wrapped in Seville grain vinyl. Includes LH and RH armrest pads. Sold in pairs. Approximate length is 15 inches long.

### Front Armrest Pads - Vinyl Wrapped


B69701	1962-64	black	119.99
B69703	1962-64	light blue	119.99
B69706	1962-64	aqua	119.99
B69710	1962-64	white	119.99
B69754	1962	bright red	119.99
B69765	1962-63	fawn	119.99
B69702	1963-64	red	119.99
B69724	1963-64	saddle	119.99
B69726	1964	light fawn	119.99



K693101



K693103



## 1962-64 Bel Air Front Armrest Pad

PUI reproduction front armrest pads for 1962-64 Chevrolet Bel Air models. This reproduction pad is wrapped in the correct Seville grain vinyl. Armrest pad fits LH or RH side of the vehicle. Made in USA.

### Front Armrest Pads - Vinyl Wrapped

K693101	1962-64	black	35.99
K693100	1962	bright red	35.99
K693165	1962-63	fawn	35.99
K693103	1962-64	light blue	35.99
K693106	1962-64	aqua	35.99
K693102	1963-64	red	35.99
K693118	1963-64	saddle	35.99
K693166	1964	light fawn	35.99
K693110	1964	white	35.99



N69701

N69702



## 1962-64 Bel Air Rear Armrest Pad

PUI reproduction rear armrest pads for 1962-64 Chevrolet Bel Air models. This reproduction pad is wrapped in the correct Seville grain vinyl. Armrest pad fits LH or RH side of the vehicle. Made in USA.

### Rear Armrest Pads - Vinyl Wrapped

N69701	1962-64	black	34.99
N69703	1962-64	light blue	34.99
N69706	1962-64	aqua	34.99
N69700	1962	bright red	34.99
N69765	1962-63	fawn	34.99
N69702	1963-64	red	34.99
N69707	1963-64	saddle	34.99
N69766	1964	light fawn	34.99
N69710	1964	white	34.99



B65702



B65803



## 1965-67 Bel Air Armrest Pad

PUI reproduction front and rear armrest pads for 1965-67 Chevrolet Bel Air models. These reproduction pads are wrapped in the correct Madrid grain vinyl. Armrest pad fits LH or RH side of the vehicle. Made in USA.

### Front Armrest Pads - Vinyl Wrapped

B65701	1965-67	black	37.99
B65702	1965-67	red	37.99
B65703	1965	light blue	37.99
B65731	1965-66	aqua	37.99
B65765	1965-66	light fawn	37.99
B65704	1966-67	bright blue	37.99

### Rear Armrest Pads - Vinyl Wrapped

B65801	1965-67	black	35.99
B65802	1965-67	red	35.99
B65803	1965	light blue	35.99
B65831	1965-66	aqua	35.99
B65865	1965-66	light fawn	35.99
B65804	1966-67	bright blue	35.99

INTERIOR COMPONENTS

# Armrests and Components

New!

PU URETHANE INTERIORS




B65931 - installed

detail - glued and stapled to the base for superior adhesion



B65901



brt. blue gold off-white

## 1965-67 Impala Front Armrest Pads


Reproduction front armrest pads for 1965-67 Chevrolet Impala and Caprice 2 door hardtop and convertible models. Manufactured to factory specifications. Each high-quality armrest pad features a foam core, ABS base plate with Madrid grain vinyl glued and stapled to the base for superior adhesion. Includes LH and RH armrest pads. Sold in pairs. Approximate length is 14 inches long. Made in USA.

### Front Armrest Pads - Vinyl Wrapped


B65901	1965-67	black	99.99
B65902	1965-67	red	99.99
B65931	1965-67	aqua	99.99
B65903	1965	light blue	99.99
B65917	1965	saddle	99.99
B65964	1965	slate	99.99
B65910	1965-66	white	99.99
B65965	1965-66	fawn	99.99
B65904	1966-67	bright blue	99.99
B65905	1967	gold	99.99
B65928	1967	off white	99.99



B69802



detail - features metal core and glued adhesion



## 1965-67 Impala Front Armrest Pads

Correct reproduction armrest pads for 1965-67 Chevrolet Impala and Caprice 2 door hardtop and convertible models. Offered in original style with a metal core wrapped in Madrid grain vinyl. Includes LH and RH armrest pads. Sold in pairs. Approximate length is 14 inches long.

### Vinyl Wrapped

B69801	1965-67	black	119.99
B69802	1965-67	red	119.99
B69803	1965	light blue	119.99
B69824	1965	saddle	119.99
B69831	1965-67	aqua	119.99
B69865	1965-66	fawn	119.99
B69810	1965-66	white	119.99
B69804	1966-67	bright blue	119.99
B69805	1967	gold	119.99
B69807	1967	parchment	119.99



B69828



## 1968-70 Four Door Front Armrest Pad

OE\* front armrest bases for 1968-70 Chevrolet full size 4-door models with 12" bases. Manufactured using modern urethane materials. Each pad features a sharp Madrid grain for an original appearance.

### Molded Urethane

K695201	1968-70	LH	black	29.99
K695101	1968-70	RH	black	29.99
K695202	1968-70	LH	red	29.99
K695102	1968-70	RH	red	29.99
K695208	1968	LH	med. blue	29.99
K695108	1968	RH	med. blue	29.99
K695206	1968	LH	turquoise	29.99
K695106	1968	RH	turquoise	29.99
K695209	1968	LH	ivy gold	29.99
K695109	1968	RH	ivy gold	29.99
K695225	1968	LH	pearl	29.99
K695125	1968	RH	pearl	29.99
K695207	1969	LH	parchment	29.99
K695107	1969	RH	parchment	29.99
K695212	1969	LH	dark blue	29.99
K695112	1969	RH	dark blue	29.99
K695213	1969-70	RH	dark green	29.99
K695113	1969-70	RH	dark green	29.99



PU URETHANE INTERIORS

detail - glued and stapled to the base for superior adhesion



B69902



## 1968-70 Two Door Front Armrest Pad

Reproduction front door armrest pads for 1968-70 Impala and Caprice 2 door models with 16" armrest bases. Manufactured with the correct shape and Madrid grain vinyl as original.

### Front Armrest Pads - Vinyl Wrapped

B69901	1968-70	black	100.99
B69908	1968	medium blue	100.99
B69909	1968	ivy gold	100.99
B69925	1968	pearl parchment	100.99
B69931	1968	light aqua	100.99
B69943	1969	dark aqua	100.99
B69902	1968-69	red	100.99
B69903	1968-70	light blue	100.99
B69936	1968-70	saddle	100.99
B69907	1969	parchment	100.99
B69912	1969	dark blue	100.99
B69914	1969	light green	100.99
B69913	1969-70	dark green	100.99
B69977	1969-70	gold	100.99
B69929	1970	red	100.99
B69944	1970	sandalwood	100.99



detail - each pad features a sharp Madrid grain



detail - molded urethane over a steel base plate

## 1968-70 Impala Front Armrest Pads

Reproduction front armrest pads for 1968-70 Chevrolet Impala and Caprice 2 door hardtop and convertible models. These quality replacement pads are manufactured using modern urethane materials. Paint to match interior color. Sold in pairs.

### Madrid Grain - Molded Urethane

766491	1968-70	LH - black	29.99
766490	1968-70	RH - black	29.99

# Rear Armrest & Well Upholstery



USA L16041 L16153

## 1958-63 Armrest Screw Retainer Clip Nuts

Reproduction armrest to door screw retainer clips for 1958-63 Chevrolet full size models. These reproduction clips are manufactured from a high-quality stamped steel to factory specifications. Sold in pairs.

L16041	1958-60	2 piece	25.99 pr
L16153	1961-63	2 piece	11.99 pr



USA G5382K G5383K

## 1962-70 Armrest Pad and Base Hardware

Reproduction armrest pad and base hardware set for 1962-70 full size models. This high-quality hardware set features original style fasteners with the correct electrolytic zinc and wax finish. Includes armrest base to door screws and pad to base screws.

G5382K	1962-67	8 piece	6.99 set
G5383K	1968-70	10 piece	7.99 set



USA 7768477

## 1962-67 Armrest Base Screws

All the correct screws needed to replace both LH and RH armrest bases for 1962-67 full size models.

7768477	1962-67	4 piece	5.99 set
---------	---------	---------	----------



USA 7768478

## 1968-70 Armrest Base Screws

All the correct screws needed to replace both LH and RH armrest bases for 1968-70 Impala/Caprice models.

7768478	1968-70	6 piece	6.99 set
---------	---------	---------	----------




USA 7768479

## Universal Armrest Pad Screws

Replacement arm rest pad to base screw. This screw can be used for multiple applications that require a #8 x 5/8" long Phillips head tapping screw. Service replacement for most models.


HK18	universal	4 piece	3.99 set
------	-----------	---------	----------



## 1958-68 Convertible Rear Armrest and Piston Cover Panels

Reproduction rear armrest and piston cover panels for 1958-68 Chevrolet Impala convertible models. Manufactured to factory specifications in high-quality zinc coated stamped steel. Features correct contours with precut ashtray openings.

RD7005	1958	LH and RH	579.99 set
RD7006	1959-60	LH and RH	424.99 set
RD7007	1961-64	LH and RH	424.99 set
RD7017	1965-68	LH and RH	399.99 set



## 1962-66 Rear Armrest Cover Moldings

Reproduction rear armrest cover moldings for 1962-66 Impala hard top models. Manufactured in polished stainless steel as original. Made in USA!

B99112	1962-66	rear armrest	34.99 pr
--------	---------	--------------	----------



USA P61094C - installed

## 1958-62 Bel Air 2 Door Hardtop Rear Armrest Covers

Reproduction rear armrest cover upholstery for 1958-62 Bel Air 2 door hardtop models. Features original style Seville grain vinyl. Each cover is pre-sewn and gets applied directly to the original armrest panel metal framework. Includes upholstery for the LH and RH lower armrest panels.

B58001C	1958	silver	54.99 set
B58003C	1958	blue	54.99 set
B58005C	1958	gold	54.99 set
B58006C	1958	turquoise	54.99 set
B58013C	1958	green	54.99 set
B58080C	1958	coral	54.99 set
B61089C	1962	red/ivory	68.99 set
B61093C	1962	lt/med green	68.99 set
B61094C	1962	lt/med turquoise	68.99 set
B61095C	1962	lt/med blue	68.99 set
B61096C	1962	lt/med fawn	68.99 set
B61097C	1962	lt/med gray	68.99 set



USA P62303C - 2 door hardtop installed

## 1958-64 Impala 2 Door Hardtop Rear Armrest Covers

Reproduction rear armrest cover upholstery for 1958-64 Impala 2 door hardtop models. Features original style Seville grain vinyl. Each cover is pre-sewn and gets applied directly to the original armrest panel metal framework. Includes upholstery for the LH and RH lower armrest panels.

P58001C	1958	blk/silver/turq	68.99 set
P58002C	1958	red/silver/blk	68.99 set
P58003C	1958	blue/silver/blue	68.99 set
P58005C	1958	gold/sgl/pr	68.99 set
P58006C	1958	turq/silver/blk	68.99 set
P58013C	1958	grn/silver/grn	68.99 set
P58080C	1958	coral	68.99 set
P59089C	1959	lt/med/dk red	68.99 set
P59092C	1959	copper	68.99 set
P59093C	1959	lt/med/dk grn	68.99 set
P59094C	1959	lt/med/dk turq	68.99 set
P59095C	1959	lt/med/dk blue	68.99 set
P59097C	1959	lt/med/dk gray	68.99 set
P60089C	1960	red/white	81.99 set
P60091C	1960	blk/white	81.99 set
P60092C	1960	lt/med copper	81.99 set
P60093C	1960	lt/med grn	81.99 set
P60094C	1960	lt/med turq	81.99 set
P60095C	1960	lt/med blue	81.99 set

## Impala/Impala SS 2 Door Hardtop

P61089C	1961	red/ivory	68.99 set
P61093C	1961	lt/med grn	68.99 set
P61094C	1961	lt/med turq	68.99 set
P61095C	1961	lt/med blue	68.99 set
P61096C	1961	lt/med fawn	68.99 set
P61097C	1961	lt/med gray	68.99 set
P62201C	1962	blk	88.99 set
P62203C	1962	light blue	88.99 set
P62205C	1962	gold	88.99 set
P62206C	1962	light aqua	88.99 set
P62214C	1962	light grn	88.99 set
P62254C	1962	bright red	88.99 set
P62265C	1962	fawn	88.99 set
P63201C	1963	white	68.99 set
P63202C	1963	red	68.99 set
P63203C	1963	light blue	68.99 set
P63206C	1963	aqua	68.99 set
P63210C	1963	white	68.99 set
P63224C	1963	saddle	68.99 set
P63265C	1963	fawn	68.99 set

## 1964 Impala 2 Door Hardtop

P64201C	1964	blk	88.99 set
P64202C	1964	red	88.99 set
P64203C	1964	light blue	88.99 set
P64206C	1964	aqua	88.99 set
P64224C	1964	saddle	88.99 set
P64226C	1964	light fawn	88.99 set

## 1964 Impala SS Hardtop

P64901C	1964	blk	88.99 set
P64902C	1964	red	88.99 set
P64903C	1964	light blue	88.99 set
P64924C	1964	saddle	88.99 set
P64926C	1964	light fawn	88.99 set
P64978C	1964	white/blk	88.99 set
P64989C	1964	white/red	88.99 set
P64990C	1964	white/aqua	88.99 set
P64991C	1964	white/blk	88.99 set


A INTERIOR COMPONENTS




# Rear Armrest & Well Upholstery



P58102V - convertible installed



detail - correct grain, pre-sewn and ready to install



rear armrest and piston covers shown installed

## 1958-64 Impala Convertible Rear Armrest and Piston Cover Set

Reproduction rear armrest and convertible top piston cover upholstery for 1958-64 Impala convertible models. Features original style Seville grain vinyl. Each cover is pre-sewn and gets applied directly to the original armrest and well panel metal framework. Includes upholstery for the LH and RH upper piston covers and the lower armrest panels.

Impala Convertible	blk./silver/turq	137.99 set	
P58101V	1958	blk./silver/turq	137.99 set
P58102V	1958	blue/silver/blk	137.99 set
P58103V	1958	blk/silver/cpr	137.99 set
P58105V	1958	gld/bge/cpr	137.99 set
P58106V	1958	turq/silver/blk	137.99 set
P58113V	1958	gmr/silver/gmk	137.99 set
P58180V	1958	coral	137.99 set
P59189V	1959	l/m/d/blk/red	137.99 set
P59192V	1959	copper	137.99 set
P59193V	1959	l/m/d/blk/gm	137.99 set
P59194V	1959	l/m/d/blk/turq	137.99 set
P59195V	1959	l/m/d/blk/blk	137.99 set
P59197V	1959	l/m/d/blk/gray	137.99 set
P60189V	1960	red/white	137.99 set
P60191V	1960	blk/wk/white	137.99 set
P60192V	1960	l/m/d/copper	137.99 set
P60193V	1960	l/m/d/gm	137.99 set
P60194V	1960	l/m/d/turq	137.99 set
P60195V	1960	l/m/d/blk	137.99 set

Impala/Impala SS Convertible	red/ivory	157.99 set	
P61189V	1961	red/ivory	157.99 set
P61193V	1961	l/m/d/gm	157.99 set
P61194V	1961	l/m/d/turq	157.99 set
P61195V	1961	l/m/d/blk	157.99 set
P61196V	1961	l/m/d/fawn	157.99 set
P61197V	1961	l/m/d/gray	157.99 set
P62201V	1962	light blue	157.99 set
P62203V	1962	light blue	157.99 set
P62206V	1962	gold	157.99 set
P62210V	1962	light blue	157.99 set
P62214V	1962	light blue	157.99 set
P62254V	1962	bright red	157.99 set
P62265V	1962	fawn	157.99 set
P63201V	1963	black	157.99 set
P63202V	1963	light blue	157.99 set
P63203V	1963	light blue	157.99 set
P63206V	1963	light blue	157.99 set
P63210V	1963	white	157.99 set
P63224V	1963	saddle	157.99 set
P63265V	1963	fawn	157.99 set

1964 Impala Convertible	blk	157.99 set	
P64201V	1964	blk	157.99 set
P64202V	1964	red	157.99 set
P64203V	1964	light blue	157.99 set
P64206V	1964	blk	157.99 set
P64224V	1964	saddle	157.99 set
P64226V	1964	I fawn	157.99 set

1964 Impala SS Convertible	blk	157.99 set	
P64901V	1964	blk	157.99 set
P64902V	1964	light blue	157.99 set
P64903V	1964	light blue	157.99 set
P64924V	1964	saddle	157.99 set
P64926V	1964	light fawn	157.99 set
P64928V	1964	silver/blk	157.99 set
P64989V	1964	blk	157.99 set
P64990V	1964	white/aqua	157.99 set
P64991V	1964	white/blk	157.99 set

## 1965-70 Impala Rear Armrest Covers

Reproduction rear armrest cover upholstery for 1965-70 Impala 2 door hardtop models. Features original style Madrig grain vinyl as original. Each cover is pre-sewn and gets applied directly to the original armrest panel metal framework. Includes upholstery for the LH and RH lower armrest panels.

Impala 2 Door Hardtop	blk	114.99 pr	
P65201C	1965	blk	114.99 pr
P65202C	1965	red	114.99 pr
P65203C	1965	light blue	114.99 pr
P65217C	1965	saddle	114.99 pr
P65231C	1965	aqua	114.99 pr
P65265C	1965	fawn	114.99 pr

Impala SS 2 Door Hardtop	blk	114.99 pr	
P65901C	1965	blk	114.99 pr
P65902C	1965	red	114.99 pr
P65903C	1965	light blue	114.99 pr
P65964C	1965	saddle	114.99 pr
P65965C	1965	fawn	114.99 pr
P65970C	1965	2-tone blue	114.99 pr
P65917C	1965	saddle	114.99 pr
P65989C	1965	white/red	114.99 pr
P65990C	1965	white/aqua	114.99 pr
P65991V	1965	white/blk	114.99 pr

Impala/Impala SS 2 Door Hardtop	blk	114.99 pr	
P66201C	1966	blk	114.99 pr
P66202C	1966	red	114.99 pr
P66204C	1966	bright blue	114.99 pr
P66210C	1966	white/blk	114.99 pr
P66294C	1966	2-tone aqua	114.99 pr
P66295C	1966	2-tone blue	114.99 pr
P66296C	1966	2-tone fawn	114.99 pr
P66201C	1967	blk	114.99 pr
P66202C	1967	red	114.99 pr
P66203C	1967	2-tone blue	114.99 pr
P66295C	1967	2-tone blue	114.99 pr
P66296C	1967	light blue	114.99 pr
P66203C	1967	gold	114.99 pr
P66228C	1967	off-white	114.99 pr
P67231C	1967	light aqua	114.99 pr
P67243C	1967	dark aqua	114.99 pr
P68201C	1968	blk	114.99 pr
P68202C	1968	red	114.99 pr
P68203C	1968	light blue	114.99 pr
P68208C	1968	medium blue	114.99 pr
P68209C	1968	ivory gold	114.99 pr
P68225C	1968	pearl parch	114.99 pr
P68231C	1968	light aqua	114.99 pr
P695101	1969-70	blk	114.99 pr
P695102	1969	red	114.99 pr
P695103	1969	gold	114.99 pr
P695107	1969	light blue	114.99 pr
P695110	1969	parchment	114.99 pr
P695111	1969	dark blue	114.99 pr
P695113	1969-70	dark green	114.99 pr
P695114	1969	light green	114.99 pr
P695143	1969	dark aqua	114.99 pr
P695144	1970	sandalwood	114.99 pr
P705102	1970	red	114.99 pr
P705124	1970	saddle	114.99 pr

## 1965-72 Impala Convertible Rear Armrest and Piston Cover Set

Reproduction rear armrest and convertible top piston cover upholstery for 1965-72 Impala convertible models. Features original style Madrig grain vinyl. Each cover is pre-sewn and gets applied directly to the original armrest and well panel metal framework. Includes upholstery for the LH and RH upper piston covers and the lower armrest panels.

Impala Convertible	blk	114.99 set	
P65201V	1965	blk	114.99 set
P65202V	1965	red	114.99 set
P65203V	1965	light blue	114.99 set
P65217V	1965	saddle	114.99 set
P65231V	1965	aqua	114.99 set
P65265V	1965	fawn	114.99 set

Impala SS Convertible	blk	114.99 set	
P65901V	1965	blk	114.99 set
P65902V	1965	red	114.99 set
P65903V	1965	light blue	114.99 set
P65905V	1965	2-tone blue	114.99 set
P65917V	1965	saddle	114.99 set
P65965V	1965	fawn	114.99 set
P65989V	1965	white/red	114.99 set
P65990V	1965	white/aqua	114.99 set
P65991V	1965	white/black	114.99 set

Impala/Impala SS Convertible	blk	114.99 set	
P66201V	1966	blk	114.99 set
P66202V	1966	red	114.99 set
P66204V	1966	bright blue	114.99 set
P66209V	1966	white/blk	114.99 set
P66294V	1966	2-tone aqua	114.99 set
P66295V	1966	2-tone blue	114.99 set
P66296V	1966	2-tone fawn	114.99 set
P66201V	1967	blk	114.99 set
P66202V	1967	red	114.99 set
P66203V	1967	2-tone blue	114.99 set
P66204V	1967	2-tone blue	114.99 set
P66295V	1967	2-tone blue	114.99 set
P67203V	1967	light blue	114.99 set
P67205V	1967	gold	114.99 set
P67228V	1967	off-white	114.99 set
P67231V	1967	light aqua	114.99 set
P67243V	1967	dark aqua	114.99 set
P68201V	1968	blk	114.99 set
P68202V	1968	red	114.99 set
P68203V	1968	light blue	114.99 set
P68208V	1968	medium blue	114.99 set
P68209V	1968	ivory gold	114.99 set
P68225V	1968	pearl parch	114.99 set
P68231V	1968	light aqua	114.99 set
P695201	1969-70	blk	114.99 set
P695202	1969	red	114.99 set
P695203	1969	light blue	114.99 set
P695207	1969	parchment	114.99 set
P695213	1969	light blue	114.99 set
P695215	1969-70	dark green	114.99 set
P695214	1969	light green	114.99 set
P705202	1970	sandalwood	114.99 set
P705224	1970	saddle	114.99 set

## 1971 Impala Convertible Rear Armrest and Piston Cover Set

Reproduction rear armrest and convertible top piston cover upholstery for 1971 Impala convertible models. Features original style Madrig grain vinyl. Each cover is pre-sewn and gets applied directly to the original armrest and well panel metal framework. Includes upholstery for the LH and RH upper piston covers and the lower armrest panels.

1971 Impala Convertible	blk	114.99 set	
P71901V	1971-72	blk	114.99 set
P71918V	1971-72	dark saddle	114.99 set
P71944V	1971-72	sandalwood	114.99 set

INTERIOR COMPONENTS

# Lock Knobs and Components

**OER AUTHORIZED**



## 1961-86 Door Lock Knob Ferrules

Correct replacement door lock knob ferrules. Mounts to the door panel where door lock rod passes through the panel. Manufactured to correct factory specifications. 1961-67 ferrules feature clear plastic coating as original. 1968-72 ferrules feature the correct narrow ring with the proper felt lining. Sold in pairs.

152906	1961-64	clear	5.99 pr
7616552	1965-67	clear	5.99 pr
7729591	1968-72	stainless - thin	7.99 pr
1703469	1973-86	stainless - wide	9.99 pr



## 1958-60 Billet Door Lock Knobs

Replace your old door lock knobs with these beautiful billet recreations. Make your ride stand out above all others with these custom aluminum knobs.

**Billet Aluminum**

TF100239	1958-60	stepped - OER*	21.99 pr
TF126132	1958-60	smooth	36.99 pr



## 1958-60 Color Keyed Door Lock Knobs

Reproduction color color keyed door lock knobs. Made from synthetic rubber. Sold in pairs.

TF100217	1958-60	blue	7.99 pr
TF100218	1958-60	red	7.99 pr
TF100219	1958-60	green	7.99 pr
TF100220	1958-60	brown	7.99 pr
TF100221	1958-60	turquoise	7.99 pr
TF100222	1958-60	yellow	7.99 pr
TF100223	1958-60	black	7.99 pr
TF100224	1958-60	light blue	7.99 pr
TF100225	1958-60	light green	7.99 pr
TF100226	1958-60	gray	7.99 pr
TF100227	1958-60	tan	7.99 pr



## New! 1961-86 Door Lock Knobs

Reproduction color keyed door lock knobs for 1961-66 full size models. Manufactured in injection molded plastic just like the factory original item for a precise fit and authentic OE appearance. Sold in pairs.

**Features 5 Top Rings - OER\***

CLK700	1961-66	chrome	6.99 pr
CLK701	1961-66	black	9.99 pr
CLK702	1961-66	red	9.99 pr
CLK708	1961-66	medium blue	9.99 pr

**Features 7 Top Rings**

7591126	1961-66	black - OER*	5.99 pr
TF90202	1961-62	bright red	7.99 pr
TF90265	1961-63	fawn	7.99 pr
TF90203	1962-66	light blue	7.99 pr
TF90214	1962-66	light green	7.99 pr
TF90224	1963-64	saddle	7.99 pr
TF90229	1963-66	dark red	7.99 pr
TF90226	1964	light fawn	7.99 pr
TF90210	1964-66	white	7.99 pr
TF90206	1965-66	turquoise	7.99 pr
TF90261	1965-66	beige	7.99 pr
TF90204	1966	bright blue	7.99 pr



## Color Keyed Door Lock Knobs

Reproduction color coded door lock knobs for 1967-90 full size models. Manufactured in injection molded ABS plastic for an authentic fit and factory appearance. Designed after the 1970-90 smooth style GM knobs, but can be used as a replacement for most 1967-90 models. Sold in pairs.

CLK801	1967-90	black	6.99 pr
CLK802	1967-90	red	9.99 pr
CLK808	1967-90	medium blue	9.99 pr
CLK810	1967-90	white	9.99 pr
CLK812	1967-90	dark blue	9.99 pr
CLK813	1967-90	dark green	9.99 pr
CLK817	1967-90	light saddle	9.99 pr
CLK818	1967-90	dark saddle	6.99 pr



## 1967-90 Door Lock Knobs

Replace your old door lock knobs with these excellent OER\* reproductions! Manufactured to factory specifications. Offered in chrome finish or black for an authentic fit and factory appearance. These knobs are the correct for the model years listed below, but will interchange on all 1967-90 models. Sold in pairs.

*Note: \*Die-cast and chrome-plated as original.*

**Black Finish**

7665320	1967	black	3.99 pr
7799353	1968-70*	black	8.99 pr
CLK801	1970-90	black	6.99 pr

**Chrome Finish**

K588	1967	chrome	10.99 pr
K546*	1968-70*	chrome	12.99 pr
9813799*	1970-90	chrome	5.99 pr



## 1961-90 Lock Knobs & Ferrule Kit

Door lock knob and ferrule kits for 1961-90 Chevrolet full size models. Available with chrome finish or black door lock knobs. Each kit features the correct year specific knobs and ferrules for the applications listed below. Sold as a 4 piece kit.

**With Black Knobs**

R2582	1961-64	knobs & ferrules...	9.99 kit
R2584	1965-66	knobs & ferrules...	9.99 kit
R2586	1967	knobs & ferrules...	9.99 kit
7759026	1968-70*	knobs & ferrules...	15.99 kit
R2570	1970-72	knobs & ferrules...	13.99 kit
R2590	1973-90	knobs & ferrules...	15.99 kit

**With Chrome Knobs**

R2583	1961-64	knobs & ferrules...	11.99 kit
R2585	1965-66	knobs & ferrules...	11.99 kit
R2587	1967	knobs & ferrules...	15.99 kit
8740200	1968-70*	knobs & ferrules...	18.99 kit
R2571	1970-72	knobs & ferrules...	12.99 kit
R2591	1973-90	knobs & ferrules...	14.99 kit

# Lock Knobs and Power Switches



A9100203 A9100201 A9100205 A9100207

## 1961-90 Billet Door Lock Knobs

Machined from aluminum and available in four styles with either a machined or polished finish. Knobs include #10-24 threads that fit most GM vehicles.

### Small Tapered Head - 1961-66 OEM Style

A9100203 1961-90 polished finish... 26.99 pr  
A9100204 1961-90 machined finish... 23.99 pr

### Large Oval Head - 1970-90 OEM Style

A9100201 1961-90 polished finish... 26.99 pr  
A9100202 1961-90 machined finish... 23.99 pr

### Custom - Radius Style

A9100205 1961-90 polished finish... 26.99 pr  
A9100206 1961-90 machined finish... 23.99 pr

### Custom - Grooved Style

A9100207 1961-90 polished finish... 26.99 pr  
A9100208 1961-90 machined finish... 23.99 pr

New!



CB21854

CB21855

## 1961-90 Billet Door Lock Knobs

Ringbrothers Billet aluminum universal door lock pulls. These lock knobs are 1-5/8" tall and feature #10-24 threads. Sold as pair.

CB21854 1961-90 black..... 54.99 pr  
CB21855 1961-90 polished..... 54.99 pr

BILLET



AB10034P

AB10033B

AB10031

AB10032S

## 1961-90 Billet Door Lock Knobs

All American Billet universal door lock knobs. These OE style designs are available in machined, polished or black anodized finishes. They are machined from 6061-T6 aluminum with #10-24 thread to fit a multitude of applications. Sold in pairs.

### Stepped Lock Knob

AB10034 1961-90 machined..... 17.99 pr  
AB10034B 1961-90 black..... 24.99 pr  
AB10034P 1961-90 polished..... 24.99 pr

### Round Lock Knob

AB10033 1961-90 machined..... 17.99 pr  
AB10033B 1961-90 black..... 24.99 pr  
AB10033P 1961-90 polished..... 24.99 pr

### Classic Lock Knob

AB10031 1961-90 machined..... 17.99 pr  
AB10031B 1961-90 black..... 24.99 pr  
AB10031P 1961-90 polished..... 24.99 pr

### Classic Grooved Lock Knob

AB10032 1961-90 machined..... 21.99 pr  
AB10032P 1961-90 polished..... 26.99 pr  
AB10032S 1961-90 Silverline..... 29.99 pr



CP50038A

CP50038A

CP50040I

CP50040I



CP50041C

CP50042O

CP50043B

## Custom Door Lock Knobs

Want to draw attention to your interior? These custom lock knobs will add a truly personal touch! Choose the design that suits your style. Sold in pairs.

### Deluxe Swarovski Diamond Style

CP50038A blue..... 14.99 pr  
CP50038B clear..... 14.99 pr  
CP50038C green..... 14.99 pr  
CP50038D purple..... 14.99 pr  
CP50038E red..... 14.99 pr  
CP50038F amber..... 14.99 pr

### Eight Ball

CP50039I chrome..... 7.99 pr

### Spike Style

CP50040I chrome..... 16.99 pr

### Billet Style

CP50040I chrome..... 7.99 pr

### Die Style

CP50041A red with white dots..... 7.99 pr  
CP50041B white with black dots..... 7.99 pr  
CP50041C black with white dots..... 7.99 pr  
CP50041D blue with white dots..... 7.99 pr

### Piston Style

CP50042O chrome..... 11.99 pr

### Skull Head Style

CP50043B chrome..... 9.99 pr



8792174

1725099

20043224



SW1567

G5806

## 1968-90 Power Door Lock Switch

Reproduction power door lock switches for 1968-90 Chevrolet full size models originally equipped with power door locks. Manufactured to factory specifications with a chrome finish and the correct pin locations.

Note: \*Includes the retainer.

Reproduction - Chrome Di-Cast - OEM\*  
8792174\* 1968-70 LH or RH..... 69.99 ea  
1725099\* 1971-76 LH or RH..... 59.99 ea

Reproduction - Chrome ABS - OEM\* Authorized\*  
20043224 1977-79 LH or RH..... 9.99 ea  
SW1567 1980-90 LH or RH..... 28.99 ea

Chrome Di-Cast - ACDelco  
G5806 1980-90 LH or RH..... 81.99 ea



## 1958-83 Power Window Switch Repair Kit

Reproduction 4 button power window switch repair kit for 1958-63 GM full size models. Includes: switch base, buttons, alignment rod, and necessary clips. 4723099K 1958-63 4 button..... 195.99 ea



14043

14044



1725094

15005



CX4894

1725092



SW3460

SW3461

4634122

## 1963-86 Power Window Switch

Reproduction power window switches for 1963-96 Chevrolet models. Manufactured to factory specifications with a chrome finish and the correct pin locations. 1964-70 switches feature rounded corners, 1971-86 feature square corners.


Note: \*Includes the retainer.

Door Window Switch - Chrome Die-Cast  
14043\* 1964-70 1 button..... 39.99 ea  
CX4894\* 1964-70 2 button..... 53.99 ea  
14044\* 1964-70 4 button..... 64.99 ea

1725094\* 1971-77 1 button..... 16.99 ea  
1725092\* 1974-79 2 button..... 50.99 ea  
15005\* 1971-79 4 button..... 69.99 ea

Door Window Switch - Chrome ABS  
SW2390 1978-79 1 button..... 9.99 ea  
20061549 1980-86 2 button..... 11.99 ea  
SW3460 1983 4 button..... 29.99 ea  
SW3460 1986-90 4 button..... 29.99 ea  
SW3462 1991-96 4 button..... 68.99 ea  
SW3461 1991-96 1 button..... 45.99 ea

Tailgate Window Switch  
4634122 1963 1 button..... 95.99 ea



TL3162

GN1045

## 1964-86 Power Window Switch Retainer

Reproduction power window switch retainer for 1964-86 Chevrolet models with power windows.

TL3162 1964-79 1 button retainer... 4.99 ea  
GN1045 1964-79 4 button retainer... 18.99 ea  
TL3163 1964-86 2 button retainer... 5.99 ea


# Interior Door Components



## 1958-67 Inner Door Handle

Interior door handles for 1958-67 full size models. These chrome-plated die-cast handles are manufactured to factory specifications with correct contours for an original appearance. Includes clip.

<b>Reproduction</b>	A1720	1958	Impala .....	23.99 ea
<b>OER® Reproduction</b>	3764017	1958	Del Ray .....	17.99 ea
	3764017	1958	Yeoman .....	17.99 ea
	3764017	1958-60	Sedan Delivery...	17.99 ea
	3764017	1958-60	Bel Air .....	17.99 ea
	3764017	1958-64	Biscayne .....	17.99 ea
	3764017	1958-64	Brookwood .....	17.99 ea
	3764017	1959-60	El Camino .....	17.99 ea
	3764017	1959-60	Kingswood .....	17.99 ea
	3764017	1959-60	Parkwood .....	17.99 ea
	K146	1959-61	Nomad .....	35.99 pr
	K146	1959-67	Impala .....	35.99 pr
	4755532	1961-64	Bel Air .....	14.99 ea
	4755532	1961-64	Parkwood .....	14.99 ea
	4468414	1965-67	Biscayne .....	12.99 ea
	4468414	1965-67	Bel Air .....	12.99 ea
	K146	1966-67	Caprice .....	35.99 pr



## 1968-70 Inner Door Handle

Interior door handles for 1968-70 full size models. These chrome-plated die-cast handles are manufactured to factory specifications with correct contours for an original appearance. Includes clip. Sold individually.

<b>OER® Reproduction</b>	7743521	1968-70	LH .....	12.99 ea
	7743520	1968-70	RH .....	12.99 ea
<b>Genuine GM</b>	G7568	1968-70	LH .....	85.99 ea
	G7569	1968-70	RH .....	103.99 ea



## 1968-70 Four Door Inner Rear Door Handle

OER® Authorized interior rear door handles for 1968-70 four door sedan and wagon models without the rear armrest option. These chrome-plated die-cast handles are manufactured to factory specifications. Includes clip. Sold individually.

7743519	1968-70 .....	12.99 ea
---------	---------------	----------



## 1977-96 Inner Door Handle

Interior door handles for 1977-96 full size models, will replace pitted or worn out originals. Fits all full size models, front or rear doors.

<b>OER® Authorized</b>	1713927	1977-90	LH .....	9.99 ea
	1713926	1977-90	RH .....	9.99 ea
	16606217	1991-96	LH .....	19.99 ea
	16606216	1991-96	RH .....	19.99 ea
<b>Genuine GM</b>	G3492	1991-96	LH .....	129.99 ea
	G3493	1991-96	RH .....	129.99 ea



## 1958-64 Window Crank Handle

Reproduction window crank handles for 1958-64 full size models. These chrome-plated die-cast window crank handles are manufactured to factory specifications with correct contours and knobs for an original appearance. Fits both front and rear applications. Sold individually. Includes C-clip.

*Note:* \*Non-stock handle. Features a non-original 1951-52 style knob for a custom look. \*\*Non-stock for full size Chevrolet. OE for 1965-64 Corvette.

### Black Knob

4619388	1958	Del Ray .....	14.99 ea
4619388	1958	Yeoman .....	14.99 ea
4619388	1958-60	Sedan Delivery	14.99 ea
4619388	1959-60	Bel Air .....	14.99 ea
4619388	1959-60	El Camino .....	14.99 ea
4619388	1959-60	Kingswood .....	14.99 ea
4619388	1959-60	Parkwood .....	14.99 ea
4619388	1959-64	Biscayne .....	14.99 ea
4619388	1959-64	Brookwood .....	14.99 ea

### Black Knob with Chrome Insert

A1722	1958	Impala .....	24.99 ea
4619387	1958	Biscayne .....	12.99 ea
4619387	1958	Bel Air .....	12.99 ea
4619387	1958	Brookwood .....	12.99 ea
4619387	1959-60	Impala .....	12.99 ea
4619387	1958-60	Nomad .....	12.99 ea

### Ivory Knob with Chrome Insert

CX1939*	1958-64	all .....	9.99 ea
---------	---------	-----------	---------

### All Chrome Custom Features Knob

748709	1958-64	all .....	12.99 ea
--------	---------	-----------	----------

### Split Handle with Black Knob

4807923	1961-64	Bel Air .....	12.99 ea
4807923	1961-64	Impala .....	12.99 ea
4807923	1961-64	Parkwood .....	12.99 ea
4807923	1961-64	Nomad .....	12.99 ea

### Split Handle with Chrome Knob

4755531**	1961-64	all .....	13.99 ea
-----------	---------	-----------	----------

# Interior Window/Vent Handles

DEF AUTHORIZED



## 1965-90 Window Crank Handle

Reproduction window crank handles for 1965-90 full size models. These chrome-plated die-cast window crank handles are manufactured to factory specifications with correct contours and knobs for an original appearance. Fits both front and rear applications. Sold individually. Includes C-clip.

Black Knob	Year	Model	Price	
748713	1965-66	Biscayne	12.99 ea	
748713	1965-66	Bel Air	12.99 ea	
14036	1967	all	8.99 ea	
K348200	1968-77	all	8.99 ea	
20348200	1978-90	all	12.99 ea	
Chrome Knob	4468651	1965-66	Impala	10.99 ea
4468651	1966	Caprice	10.99 ea	
Clear Knob	748724	1967	all	12.99 ea
K037597	1968-77	all	9.99 ea	
20037597	1978-90	all	12.99 ea	

Features Black Handle with Black Knob  
748723 1968-90 all 9.99 ea



## 1958 Impala Interior Handle Escutcheon

Reproduction polished stainless steel interior handle escutcheons for all 1958 Impala models. This escutcheon fits directly under all the interior handles. Sold individually.

A1724	1958	Impala only	19.99 ea
-------	------	-------------	----------

DEF



## 1958-64 Vent Crank Handle

Reproduction vent window crank handles for 1958-64 full size models. These chrome-plated die-cast vent crank handles are manufactured to factory specifications with correct contours and knobs for an original appearance. Sold individually. Includes C-clip.

Note: \*Non-stock handle. Features a non-original 1951-52 style knob for a custom look. \*\*Non-stock for full size Chevrolet. Original for 1963-64 Corvete.

Black Knob	Year	Model	Price	
4619386	1958	Del Ray	12.99 ea	
4619386	1958	Yeoman	12.99 ea	
4619386	1958-60	Sedan Delivery	12.99 ea	
4619386	1959-60	Bel Air	20.99 ea	
4619386	1959-60	El Camino	12.99 ea	
4619386	1959-60	Kingswood	12.99 ea	
4619386	1959-60	Parkwood	12.99 ea	
4619386	1959-64	Biscayne	12.99 ea	
4619386	1959-64	Brookwood	12.99 ea	
Black Knob with Chrome Insert	A1721	1958	Impala	24.99 ea
4619385	1958	Biscayne	12.99 ea	
4619385	1958	Bel Air	12.99 ea	
4619385	1958	Brookwood	12.99 ea	
4619385	1959-60	Impala	12.99 ea	
4619385	1958-60	Nomad	12.99 ea	

Ivory Knob with Chrome Insert  
CX1940\* 1958-64 all 9.99 ea

All Chrome Custom Features Knob  
748710 1958-64 all 12.99 ea

Split Handle with Black Knob	Year	Model	Price
4807924	1961-64	Bel Air	12.99 ea
4807924	1961-64	Impala	12.99 ea
4807924	1961-64	Parkwood	12.99 ea
4807924	1961-64	Nomad	12.99 ea

Split Handle with Chrome Knob  
4775786\*\* 1961-64 all 10.99 ea

DEF AUTHORIZED



## 1965-67 Vent Crank Handle

Reproduction vent window crank handles for 1965-67 Chevrolet full size models. Die-cast and chrome-plated with chrome or black knob as original. Sold individually.

Black Knob	Year	Model	Price	
748714	1965-66	Biscayne	12.99 ea	
748714	1965-66	Bel Air	12.99 ea	
Chrome Knob	4468653	1965-66	Impala	10.99 ea
4468653	1966	Caprice	10.99 ea	
Black Knob	B1731	1967	all	15.90 ea



## 1967-76 Window Crank Knob Set

Each knob is manufactured using high-quality ABS plastic with special UV chemicals to help prevent fading from the suns ultraviolet rays. Includes: 2 knobs, 2 stud retainers, and 2 tension washers.

WCK35	Year	Color	Price
WCK35	1967-76	black	8.99 pr
WCK30	1967-76	red	8.99 pr
WCK31	1967-76	med. blue	8.99 pr
WCK32	1967-76	off-white	8.99 pr
WCK34	1967-76	light saddle	8.99 pr



## 1958 Impala Interior Handle Set

Interior handle set for 1958 Chevrolet Impala models. Set includes: 2 door handles, 2 vent window cranks, and 4 window crank handles. Get your interior perfect with these chrome handles that fit both convertible and hardtop Impalas. C-clips included. Handle escutcheons sold separately.

A1723	1958	Impala	8 piece	139.99 set
-------	------	--------	---------	------------

INTERIOR COMPONENTS

# Interior Billet Handles



with black insert installed

with carbon fiber insert installed



P110 - shown without inserts installed



P111 - shown without inserts installed



P112 - shown without inserts installed



## Billet Modern Style Interior Handles

Classic Industries® is pleased to offer Lokar® Paul Atkins Signature Series modern style door, window and vent window crank handles. Chrome-plated, drilled I-beam styling with inserts that can be either painted or upholstered to give your interior that modern look. Inserts are included with each pair of handles. Includes 2 black and 2 carbon fiber inserts.

Note: \*Will not fit 1959-67 Impala or 1959-61 Nomad models

**Billet Door Handles**

P110\* 1958-70 LH and RH ..... 134.99 pr

**Billet Window Crank Handles**

P111 1958-90 LH and RH ..... 134.99 pr

**Billet Vent Crank Handles**

P112 1958-67 LH and RH ..... 134.99 pr



P125



P126



P127



## Billet Pro-Touring Interior Handles

Door, window, and vent window crank handles for various full size models. Machined from billet aluminum, powder coated, and then re-machined to create dynamic highlights.

Note: \*Will not fit 1959-67 Impala or 1959-61 Nomad models

**Billet Door Handles**

P125\* 1958-70 LH and RH ..... 175.99 pr

**Billet Window Crank Handles**

P126 1959-90 LH and RH ..... 183.99 pr

**Billet Vent Crank Handles**

P127 1958-67 LH and RH ..... 161.99 pr



LK2008B



LK2014



LK2021

## USA Billet Aluminum Interior Handles

Lokar® billet aluminum interior door, window and vent window crank handles will give your vehicle a cool custom look. These handles have splined arms for fine adjustment with no unsightly set screws. Offered in a brushed, polished, or black anodized finish. Great for custom interiors. Sold in pairs.

Note: \*Will not fit 1959-67 Impala or 1959-61 Nomad models

**Billet Door Handles**

LK2008 1958-70 brushed..... 134.99 pr

LK2009 1958-70 polished..... 134.99 pr

LK2008B\* 1958-70 black..... 134.99 pr

**Billet Window Crank Handles**

LK2014 1958-90 brushed..... 134.99 pr

LK2015 1958-90 polished..... 134.99 pr

LK2014B 1958-90 black..... 134.99 pr

**Billet Vent Crank Handles**

LK2020 1958-67 brushed..... 134.99 pr

LK2021 1958-67 polished..... 134.99 pr

LK2020B 1958-67 black..... 134.99 pr



FS22600B



FS22600P



FS23342B



FS23342P

## Billet Aluminum Interior Handles

Forever Sharp® aluminum window cranks handles are designed to compliment any interior as well as match their billet muscle steering wheels. Handles feature either a matte black or polished finish. Sold in pairs.

Note: \*Will not fit 1959-67 Impala or 1959-61 Nomad models

**Billet Door Handles**

FS22600B\* 1958-70 matte black..... 69.99 pr

FS22600P\* 1958-70 polished..... 69.99 pr

**Billet Window Crank Handles**

FS23342B 1958-90 matte black..... 69.99 pr

FS23342P 1958-90 polished..... 69.99 pr



B45520



B45525B



B45525

B4552



B46520



B46525B

B46525

B46528

## USA Billet Aluminum Interior Handles

Billet aluminum interior door, window, and vent window crank handles from Billet Specialties®. Each handle features precision machined 6061-T6 aluminum construction with steel splined inserts for a secure and durable installation. Sold in pairs.

Note: \*Will not fit 1959-67 Impala or 1959-61 Nomad models

**Billet Door Handles**

B45520\* polished traditional ..... 113.99 pr

B45525\* polished ball milled ..... 109.99 pr

B45525B\* black ball milled ..... 126.99 pr

B4552\* polished rail design ..... 134.99 pr

**Billet Window Crank Handles**

B46520 polished traditional ..... 109.99 pr

B46525 polished ball milled ..... 109.99 pr

B46525B black ball milled ..... 126.99 pr

B46528 polished rail design ..... 130.99 pr

**Billet Vent Crank Handles**

B47520 polished traditional ..... 109.99 pr

B47525 polished ball milled ..... 109.99 pr

B47525B black ball milled ..... 126.99 pr

B47528 polished rail design ..... 130.99 pr



## 1958-90 Door Handle Retaining "C" Clip

C-shaped clip designed to hold the door, window and vent crank handles to the window regulator or door handle mechanism shaft.

A9886 1958-90 individual ..... .89 ea

A9886K 1958-90 10 piece ..... 8.99 set



## 1958-90 Window Handle Washer Plate

Each plate fits directly behind the window crank handle and prevents damage that may occur on door panel due to window handle rotation. Sold individually.

20393850 1958-90 ..... 1.99 ea

INTERIOR COMPONENTS



# Interior Door Components/Trim Adhesive



## Interior Handle Removal Tool

Handy tool for removal of all window cranks and inner door handles. Simply slide the tool under the base of the handle. The tool will remove the lock spring which holds the handle to the door. Can be used for most GM vehicles.

T16000 universal ..... 8.99 ea



E093

E0301



KW480

## 1958-67 Door Handle Mechanism

An excellent stamped steel reproduction to replace that tired, worn release mechanism. Each door release mechanism will replace the original.

**Bel Air, Biscayne, Del Ray - For Clip-On Handles**  
E093 1958-64 LH ..... 26.99 ea  
E094 1958-64 RH ..... 34.99 ea

**Impala - For Screw-On Handles**  
E0301 1959-64 LH ..... 28.99 ea  
E0302 1959-64 RH ..... 28.99 ea

**Bel Air, Biscayne - For Clip-On Handles**  
KW479 1965-67 LH and RH ..... 39.99 pr

**Impala, Caprice - For Screw-On Handles**  
KW480 1965-67 LH and RH ..... 43.99 pr



## 1968-70 Door Handle Mechanisms

OE<sup>®</sup> reproduction inner door handle mechanisms for 1968-70 Bel Air and Biscayne models and 1969-70 Brookwood and Townsman station wagon models. Fits front or rear doors. Sold in pairs.

K526 1968-70 Bel Air, Biscayne ..... 36.99 pr  
K526 1969-70 Brookwood, Townsman 36.99 pr



## 1987-96 Interior Door Handle Bumper

Reproduction rubber rebound bumper for the interior door handles on 1987-96 Impala and Caprice models. Located on the handle base behind the chrome lever. Sold individually, use as required.

4812932 1987-96 front or rear ..... 6.99 ea

New!



9862900 - shown installed

## 1971-87 Interior Door Handle Seal

Reproduction interior door handle seal for 1971-87 Chevrolet Impala and full size models. This seal is manufactured with quality EPDM rubber and designed to install on the interior door handle between the door panel and the door assembly. Sold individually.

9862900 1971-87 LH or RH ..... 9.99 ea



## 1958-79 Door Panel Coil Spring

Reproduction of the coil springs installed behind the inner door panel where the door handle and window cranks are mounted. This spring will help maintain a firm seal between the door handles and the door panel.

4078002 1958-79 LH or RH ..... 1.50 ea



3998009

A1013

G11399

7762203

## 1958-96 Inner Door Handle Rod Clip

Correct style spring steel rod clips for 1958-96 Chevrolet full size models. Sold individually. Use as required.

3998009 1958-96 ..... 2.29 ea  
A1013 1958-96 ..... 1.49 ea  
G11399 1958-96 Genuine GM ..... 4.99 ea  
7762203 1962-96 ..... 2.79 ea



K4013

A20675

## 1971-90 Door Lock Rod Retaining Clip

OE<sup>®</sup> reproduction of the clip that retains the two inner door lock rods. This nylon clip joins the horizontal rod from the door latch with the vertical rod that the door lock knob screws on to. One required per door.

**Fits 5/32" Rod Diameter, 1/4" Hole Size**  
K4013 1971-90 LH ..... 1.99 ea  
A20675 1971-90 RH ..... 1.99 ea



B14057

8733856

## Door Latch Rod to Door Retainer Clip

Correct style anti-rattle rod clips for 1958-77 Chevrolet full size vehicles. This clip is used to hold the inner door handle rod to the door for support.

B14057 1958-66 4 piece set ..... 5.99 set  
8733856 1969-77 individual - nylon 4.99 ea

## 3M Super 77 Spray Adhesive

A high tack, high coverage, fast drying, transparent adhesive for permanently attaching foils, carpeting, foam, paper, cardboard, felt, cloth, etc. to painted or unpainted metals, wood, hardboard, and other base materials. High initial grab with sufficient open time to allow for positioning of materials.

**Note:** Due to current FAA regulations all aerosol spray cans must be shipped ground delivery.

21210 16.75 oz. aerosol ..... 16.99 ea



## 3M Super Trim Adhesive

3M General Trim Adhesive creates a secure bond when gluing soft materials such as carpet, vinyl, fabric and plastic to hard impervious surfaces. Our clear drying, high strength adhesive delivers professional quality results when making automotive repairs. Once the adhesive sets, the bond offers good heat and water resistance. This trim adhesive comes in an aerosol spray that is easy to aim and control. Simply spray the adhesive onto both surfaces to be joined. The adhesive dries quickly in about one to three minutes, forming a tacky surface behind.

**Note:** Due to current FAA regulations all aerosol spray cans must be shipped ground delivery.

39187 ..... 39.99 ea



New!



## Headliner, Upholstery, Glue and Thinner

Correct adhesive formula used to adhere the headliner to the roof panel and for other vinyl upholstery jobs where a strong vinyl adhesive is required. This is specially designed for use with vinyl covered fabrics. Includes a handy brush for easy application. Solvent-based thinner reactivates dried HH-66 vinyl cement or removes unwanted HH-66 from surfaces. You also can use HH-66 thinner to clean brushes, rollers, spray guns, and other types of applicators.

### Vinyl Cement

K17000A universal 4 oz. .... 15.99 ea  
K17000B universal 8 oz. .... 21.99 ea  
K17000C universal 16 oz. .... 25.99 ea  
K17000D universal 32 oz. .... 34.99 ea  
K17000E universal 1 gallon. .... 89.99 ea

### Thinner

K17001C universal 16 oz. .... 23.99 ea  
K17001D universal 32 oz. .... 32.99 ea  
K17001E universal 1 gallon. .... 87.99 ea




WARNING: Cancer and Reproductive Harm - www.P65Warnings.ca.gov

INTERIOR COMPONENTS




# Full Size Headliners



B1477C008 - installed

## Single Perforated Material Colors




## USA 1958 Single Perforated Headliner

These high-quality single perforated headliners for 1958 Impala 2 door hardtop models are manufactured from original factory patterns and are available in the colors shown above. Headliners include extra material to recover the sail panels and all headliners include material to recover sun visors. Made in USA.

<b>1958 Impala - 2 Door Hardtop</b>		
B1478H001 1958 black	.....	149.99 ea
B1478H010 1958 white	.....	159.99 ea
B1478H027 1958 gray	.....	159.99 ea
B1478H028 1958 off-white	.....	159.99 ea
B1478H035 1958 tan	.....	159.99 ea
B1478H037 1958 buckskin	.....	159.99 ea

## Cloth Material Colors



## USA 1958-64 Cloth Headliner

Restore the interior of your classic Bel Air, Biscayne, Del Ray or Impala with our reproduction cloth headliners. Available in a variety of factory colors to match or accent your interior. Both our replacement headliners and sun visors are manufactured using factory patterns to ensure a perfect fit and authentic appearance. Made in USA.


Note: When ordering, please specify the three digit numerical color code at the end of the product number.

<b>Bel Air - 2 or 4 Door Hardtop</b>		
B1477C 1958	.....	211.99 ea
<b>Biscayne, Bel Air, Del Ray - 2 or 4 Door Sedan</b>		
B1477C 1958	.....	211.99 ea
<b>Impala, Bel Air, Biscayne - 2 or 4 Door Sedan</b>		
B1487C 1959-60	.....	211.99 ea
B611404C 1961	.....	211.99 ea
B621404C 1962-64	.....	209.99 ea



B62141S002 - installed

## Star Material Colors



## USA 1962-64 Star Headliner

Pre-sewn in original style recessed star material. These excellent quality headliners are manufactured using the original patterns to ensure a factory fit and appearance. Each headliner includes enough matching material to recover your sun visors and sail panels if necessary. Available in a variety of colors to match or accent your interior. Made in USA.


Note: When ordering, please specify the three digit numerical color code at the end of the product number.

<b>Bel Air - 2 or 4 Door Hardtop</b>		
B1477S 1958	.....	159.99 ea
<b>Bel Air, Biscayne, Del Ray - 2 or 4 Door Sedan</b>		
B1477S 1958	.....	159.99 ea
<b>Bel Air, Biscayne - 2 or 4 Door Sedan</b>		
B651404S 1965-66	.....	159.99 ea
<b>Impala - 2 Door Hardtop</b>		
B1488S 1959-60	.....	159.99 ea
B611411S 1961	.....	159.99 ea
B621411S 1962-64	.....	159.99 ea
B651411S 1965	.....	159.99 ea
<b>Bel Air - 2 Door Hardtop</b>		
B611411S 1961-62	.....	159.99 ea
<b>Impala, Bel Air - 4 Door Hardtop</b>		
B1488S 1959	.....	159.99 ea
B1495S 1960	.....	159.99 ea
B611415S 1961	.....	159.99 ea
<b>Impala - 4 Door Hardtop</b>		
B621415S 1962	.....	159.99 ea
B631415S 1963-64	.....	159.99 ea
B651415S 1965	.....	159.99 ea
<b>Impala, Bel Air, Biscayne - 2 or 4 Door Sedan</b>		
B1488S 1959-60	.....	159.99 ea
B611404S 1961	.....	159.99 ea
B621404S 1962-64	.....	159.99 ea
<b>Station Wagon</b>		
B1482S 1958	.....	239.99 ea
B1489S 1959-60	.....	239.99 ea
B611417S 1961	.....	239.99 ea
B621417S 1962-64	.....	239.99 ea
B651418S 1965-66	.....	239.99 ea
<b>Sedan Delivery</b>		
B1480S 1958	.....	239.99 ea
B1490S 1959-60	.....	239.99 ea
<b>El Camino</b>		
B1486S 1959-60	.....	159.99 ea



B61141T028 - installed

## Tier Material Colors



## USA 1962-64 Tier Grain Headliner

Restore the interior of your classic full size with quality reproduction headliners from Classic Industries®. Manufactured using factory patterns to ensure a perfect fit and authentic appearance. Available in a variety of colors to match or accent your interior.

Note: When ordering, please specify the three digit numerical color code at the end of the product number.

<b>Bel Air - 2 or 4 Door Hardtop</b>		
B1477T 1958	.....	159.99 ea
<b>Bel Air, Biscayne, Del Ray - 2 or 4 Door Sedan</b>		
B1477T 1958	.....	159.99 ea
<b>Bel Air, Biscayne - 2 or 4 Door Sedan</b>		
B651404T 1965-66	.....	159.99 ea
<b>Impala - 2 Door Hardtop</b>		
B1478T 1958	.....	159.99 ea
B1488T 1959-60	.....	159.99 ea
B611411T 1961	.....	159.99 ea
B631415T 1962-64	.....	159.99 ea
B651411T 1966	.....	159.99 ea
<b>Bel Air - 2 Door Hardtop</b>		
B611411T 1961-62	.....	159.99 ea
<b>Impala, Bel Air - 4 Door Hardtop</b>		
B1488T 1959	.....	159.99 ea
B1495T 1960	.....	159.99 ea
B611415T 1961	.....	159.99 ea
<b>Impala - 4 Door Hardtop</b>		
B621415T 1962	.....	159.99 ea
<b>Impala, Caprice - 4 Door Hardtop</b>		
B651415T 1966	.....	159.99 ea
<b>Impala, Bel Air, Biscayne - 2 or 4 Door Sedan</b>		
B1487T 1959-60	.....	159.99 ea
B611404T 1961	.....	159.99 ea
B621404T 1962-64	.....	159.99 ea
<b>Station Wagon</b>		
B1482T 1958	.....	239.99 ea
B1489T 1959-60	.....	239.99 ea
B611417T 1961	.....	239.99 ea
B651418T 1965-66	.....	239.99 ea
<b>Sedan Delivery</b>		
B1480T 1958	.....	239.99 ea
B1490T 1959-60	.....	239.99 ea
<b>El Camino</b>		
B1486T 1959-60	.....	159.99 ea






# Full Size Headliners



B621404W065 - installed

## Basketweave Material Colors



## USA 1962-70 Basketweave Headliner


Pre-sewn in original style Basketweave material, these excellent quality headliners are manufactured using the original patterns to ensure a factory fit and appearance. Each headliner includes enough matching material to recover your sun visors and sail panels (where applicable) if necessary. Available in a variety of colors to match or accent your interior.

*Note: When ordering, please specify the three digit numerical color code at the end of the product number.*

<b>Bel Air, Biscayne - 2 or 4 Door Sedan</b>	
B621404W	1962-64..... 159.99 ea
<b>Impala - 4 Door Sedan</b>	
B621404W	1962-64..... 159.99 ea
<b>Impala, Bel Air, Biscayne - 2 or 4 Door Sedan</b>	
B651404W	1965-66..... 159.99 ea
<b>Impala, Bel Air, Biscayne - Station Wagon</b>	
B651418W	1965-66..... 239.99 ea
<b>Impala, Bel Air, Biscayne - 2 or 4 Door Sedan</b>	
B671404W	1967-68..... 159.99 ea
B691404W	1969..... 159.99 ea

<b>Bel Air, Biscayne, Impala - Station Wagon</b>	
B621418W	1962-64..... 239.99 ea
B671418W	1967-68..... 239.99 ea
B691418W	1969..... 239.99 ea

## Line Dot Material Colors



## USA 1967-88 Line Dot Headliner


Pre-sewn in original style Line Dot material, these excellent quality headliners are manufactured using the original patterns to ensure a factory fit and appearance. Each headliner includes enough matching material to recover your own sun visors and sail panels if necessary.

*Note: When ordering, please specify the three digit numerical color code at the end of the product number.*


<b>Impala</b>	
B671411L	1967 2 door hardtop 159.99 ea
B671415L	1967 4 door hardtop 159.99 ea
B671404L	1967 2 door sedan 159.99 ea
<b>Impala, Caprice</b>	
B671418L	1967-68 station wagon 239.99 ea



B681412B001 - installed



## Bedford Ribbed Material Colors




## USA 1966-76 Bedford Headliner

Pre-sewn in original style Bedford material, these excellent quality headliners are manufactured using the original patterns to ensure a factory fit and appearance. Each headliner includes enough matching material to recover your sun visors and sail panels if necessary. Available in a variety of colors to match or accent your interior. Made in USA.

*Note: When ordering, please specify the three digit numerical color code at the end of the product number.*

<b>Caprice - 2 Door Hardtop</b>	
B661412B	1966..... 159.99 ea
<b>Impala Custom, Caprice - 2 Door Hardtop</b>	
B681412B	1968..... 159.99 ea
B691412B	1969..... 159.99 ea
<b>Impala - 2 Door Hardtop</b>	
B671411B	1968..... 159.99 ea
B691411B	1969..... 159.99 ea
<b>Impala - 4 Door Hardtop</b>	
B671415B	1968..... 159.99 ea
B691415B	1969..... 159.99 ea
<b>Station Wagon</b>	
B671418B	1967-68..... 239.99 ea
B691418B	1969-70..... 239.99 ea
B711418B	1971-76..... 239.99 ea




B751407P018 - installed



B711412P044

## Premier Perforated Material Colors



## USA 1967-76 Premier Perforated Headliner

Pre-sewn in original style premier perforated material, these excellent quality headliners are manufactured using the original patterns to ensure a factory fit and appearance. Each headliner includes enough matching material to recover your own sun visors and sail panels if necessary. Available in a variety of colors to match or accent your interior. Made in USA.

*Note: When ordering, please specify the three digit numerical color code at the end of the product number.*

<b>Caprice - 2 Door Hardtop</b>	
B661412P	1967..... 159.99 ea
<b>Impala Custom, Caprice - 2 Door Hardtop</b>	
B681412P	1968..... 159.99 ea
B691412P	1970..... 159.99 ea
B711412P	1971-73..... 159.99 ea
B741412P	1974-76..... 159.99 ea
<b>Impala - 2 Door Hardtop</b>	
B691411P	1970..... 159.99 ea
B711411P	1971-73..... 159.99 ea
<b>Impala - 4 Door Hardtop</b>	
B751415P	1967-76..... 159.99 ea
<b>Caprice - 4 Door Hardtop</b>	
B651415P	1965-66..... 159.99 ea
B671415P	1967-68..... 159.99 ea
<b>Impala, Caprice - 4 Door Hardtop</b>	
B691415P	1969-70..... 159.99 ea
<b>Impala, Caprice Classic - 4 Door Hardtop</b>	
B711415P	1971-74..... 159.99 ea
<b>Impala, Bel Air, Biscayne - 4 Door Sedan</b>	
B691404P	1970..... 159.99 ea
B711404P	1971-74..... 159.99 ea
<b>Impala, Caprice Classic - 4 Door Sedan</b>	
B711407P	1971-74..... 149.99 ea
B751407P	1975-76..... 159.99 ea
<b>Station Wagon</b>	
B691418P	1969-70..... 239.99 ea
B711418P	1971-76..... 239.99 ea

INTERIOR COMPONENTS




WARNING: Cancer and Reproductive Harm - www.P65Warnings.ca.gov

# Headliners/Sun Visors



B233S024 - installed



**1961-66 Star Material Headliner**

PU reproduction recessed star material headliners are available in a variety of colors to match or accent your interior. Manufactured using factory patterns to ensure a perfect fit and authentic appearance. Each headliner includes enough matching material to recover your sun visors and sail panels.


**Important:** Deluxe kits include pre-covered sail panel boards.  
*Note:* When ordering, please specify the two digit numerical color code at the end of the product number.

### Standard Headliner Kit

<b>Impala - 2 Door Hardtop</b>	
B16151 1961 .....	114.99 kit
B16251 1962-64 .....	114.99 kit
B16551 1965-66 .....	114.99 kit

### Deluxe Headliner Kit

<b>Impala - 2 Door Hardtop</b>	
B16250 1962-64 .....	169.99 kit
B16550 1965-66 .....	169.99 kit



### 1961-66 Basketweave Material Headliner

PU reproduction Basketweave material headliners are available in a variety of colors to match or accent your interior. Each headliner includes enough matching material to recover your sun visors and sail panels.

**Important:** Deluxe kits include pre-covered sail panel boards.  
*Note:* When ordering, please specify the two digit numerical color code at the end of the product number.

### Standard Headliner Kit

<b>Impala - 2 Door Hardtop</b>	
B16211 1962-64 black only .....	89.99 kit
B16511 1965-66 .....	89.99 kit
B16711 1967-68 .....	89.99 kit

<b>Caprice - 2 Door Hardtop</b>	
B16611 1966 black, red .....	89.99 kit

<b>Impala - 4 Door Wagon</b>	
B36710 1967 aqua, white .....	154.99 kit


### Deluxe Headliner Kit

<b>Impala - 2 Door Hardtop</b>	
B16510 1965-66 .....	124.99 kit
B16710 1967-68 .....	124.99 kit

<b>Caprice - 2 Door Hardtop</b>	
B16610 1966 .....	124.99 kit



B1676105 - installed



### 1961-66 Line Dot Headliner

PU reproduction Line Dot/Surrey material headliners are available in a variety of colors to match or accent your interior. Manufactured using factory patterns to ensure a perfect fit and authentic appearance. Each headliner includes enough matching material to recover your sun visors and sail panels.

**Important:** Deluxe kits include pre-covered sail panel boards.  
*Note:* When ordering, please specify the two digit numerical color code at the end of the product number.


### Standard Headliner Kit

<b>Impala - 2 Door Hardtop</b>	
B16761 1967-68 .....	89.99 kit

<b>Caprice - 4 Door Wagon</b>	
B36760 1967 .....	154.99 kit

### Deluxe Headliner Kit

<b>Impala - 2 Door Hardtop</b>	
B16760 1967-68 .....	124.99 kit



### 1961-66 Bedford Ribbed Headliner

PU reproduction Bedford ribbed material headliners are available in a variety of colors to match or accent your interior. Manufactured using factory patterns to ensure a perfect fit and authentic appearance. Each headliner includes enough matching material to recover your sun visors and sail panels.

**Note:** When ordering, please specify the two digit numerical color code at the end of the product number.

### Standard Headliner Kit

<b>Impala and Impala SS- 2 Door Hardtop</b>	
B16541 1965-66 black only .....	89.99 kit
B16741 1967-68 .....	89.99 kit

<b>Impala Custom- 2 Door Hardtop</b>	
PB16841 1968 .....	89.99 kit


<b>Caprice - 2 Door Hardtop</b>	
B16641 1966 ivy gold only .....	89.99 kit
PB16841 1968 .....	89.99 kit

### Deluxe Headliner Kit

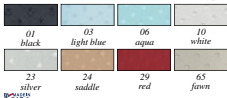
<b>Impala and Impala SS- 2 Door Hardtop</b>	
B16240 1962-64 white only .....	164.99 kit
B16740 1967-68 .....	124.99 kit
B16940 1969 .....	89.99 kit
B16940 1969 dark blue only .....	124.99 kit

<b>Impala Custom- 2 Door Hardtop</b>	
PB16840 1968 .....	89.99 kit

<b>Caprice - 2 Door Hardtop</b>	
B16640 1966 black only .....	89.99 kit
PB16840 1968 .....	89.99 kit



B223S01

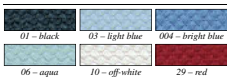


### 1962-65 Star Material Sun Visors

PU reproduction Star material sun visors are manufactured from original factory patterns and are available in the same colors as our recessed star material headliners. Made in USA.

**Note:** When ordering, please specify the two digit numerical color code at the end of the product number.

<b>Impala - 2 or 4 Door Hardtop</b>	
P223S 1962.....	119.99 kit
P229S 1963.....	119.99 kit
P227S 1964.....	119.99 kit
P224S 1965.....	119.99 kit




### 1965-68 Basketweave Sun Visors

PU reproduction Basketweave material sun visors are manufactured from original factory patterns and are available in the same colors as our star material headliners.

**Note:** When ordering, please specify the two digit numerical color code at the end of the product number.

<b>Impala - 2 or 4 Door Hardtop</b>	
P224W 1965.....	119.99 kit
P225W 1966-68.....	119.99 kit




### 1966-68 Line Dot Sun Visors

PU reproduction Line dot material sun visors are manufactured from original factory patterns and are available in the same colors as our line dot material headliners.

**Note:** When ordering, please specify the two digit numerical color code at the end of the product number.

<b>Impala/Caprice - 2 or 4 Door Hardtop</b>	
P225L 1966-68.....	119.99 kit




### 1966-68 Bedford Ribbed Sun Visors

These high-quality Bedford ribbed material sun visors are manufactured from original factory patterns and are available in the same colors as our Bedford headliners.


**Note:** When ordering, please specify the two digit numerical color code at the end of the product number.

<b>Impala/Caprice - 2 or 4 Door Hardtop</b>	
P225B 1966-68.....	119.99 kit

# Sun Visors



## Seville Grain Sun Visors




These high-quality 1959-64 Seville grain convertible sun visors are manufactured from original factory patterns and are available in a variety of colors to match or accent your upholstery. Made in USA.

**Note:** When ordering, please specify the two digit numerical color code at the end of the product number.

B318S 1959-60 ..... 144.99 pr  
 B319S 1961-62 ..... 125.99 pr  
 B320S 1963-64 ..... 125.99 pr



## Madrid Grain Sun Visors




These high-quality 1965-76 Madrid grain convertible sun visors are manufactured from original factory patterns and are available in a variety of colors to match or accent your upholstery. Made in USA.

**Note:** When ordering, please specify the two digit numerical color code at the end of the product number.

B321M 1965 ..... 125.99 pr  
 B322M 1966-70 ..... 125.99 pr  
 B323M 1971-76 ..... 129.99 pr



## Single Perforated Material Colors




Replacing your original sun visors are much easier than trying to restore the originals. These high-quality single perforated sun visors are manufactured from original factory patterns and are available in the colors shown above. Made in USA.

**1958 Single Perforated Sun Visors**

B221H001 1958 black ..... 129.99 pr  
 B221H010 1958 white ..... 129.99 pr  
 B221H027 1958 gray ..... 129.99 pr  
 B221H028 1958 off-white ..... 129.99 pr  
 B221H035 1958 tan ..... 129.99 pr  
 B221H037 1958 buckskin ..... 129.99 pr

## Cloth Material Colors



These high-quality cloth sun visors are manufactured from original factory patterns and are available in the colors shown above. Made in USA.

**1958-64 Cloth Covered Sun Visors**

**Note:** When ordering, please specify the three digit numerical color code at the end of the product number.

**All Models Except Convertible**  
 B220C 1958 ..... 129.99 pr

**2 or 4 Door Sedan**  
 B222C 1959-60 ..... 129.99 pr


**2 or 4 Door Sedan Except Impala**  
 B223C 1961-68 ..... 129.99 pr

**2 or 4 Door Station Wagon**  
 B222C 1959-60 ..... 129.99 pr

**2 or 4 Door Station Wagon Except Impala**  
 B223C 1961-64 ..... 129.99 pr



## Star Material Colors



Replacing your original sun visors are much easier than trying to restore the originals. These high-quality Star material sun visors are manufactured from original factory patterns and are available in the same colors as our star material headliners. Made in USA.

**1958-66 Star Sun Visors**

**Note:** When ordering, please specify the three digit numerical color code at the end of the product number.

**2 or 4 Door Hardtop**

B220S 1958 all ..... 129.99 pr  
 B226S 1959-60 all ..... 129.99 pr  
 B223S 1961-62 all ..... 129.99 pr  
 B227S 1963-64 all ..... 129.99 pr  
 B224S 1965 all ..... 129.99 pr  
 B225S 1966 all ..... 129.99 pr

**Impala, Bel Air, Biscayne - 2 or 4 Door Sedan**

B220S 1958 all ..... 129.99 pr  
 B222S 1959-60 all ..... 129.99 pr  
 B223S 1961-62 all ..... 129.99 pr  
 B223S 1963-64 except Impala ..... 129.99 pr  
 B225S 1965-66 Bel Air ..... 129.99 pr

**Impala - 2 or 4 Door Sedan**

B227S 1963-64 all ..... 129.99 pr  
 B224S 1965 all ..... 129.99 pr

**Sedan Delivery**

B220S 1958 all ..... 129.99 pr  
 B222S 1959-60 all ..... 129.99 pr

**El Camino**

B226S 1959-60 all ..... 129.99 pr

**Station Wagon**

B220S 1958 all ..... 129.99 pr  
 B222S 1959-60 all ..... 129.99 pr  
 B223S 1961-62 all ..... 129.99 pr  
 B223S 1963-65 except Impala ..... 129.99 pr  
 B227S 1963-64 Impala ..... 129.99 pr  
 B224S 1965 Impala ..... 129.99 pr

# Sun Visors



**1958-66 Tier Grain Sun Visors** ⚠️

These high-quality Tier material sun visors are manufactured from original factory patterns and are available in the same colors as our Tier headliners.

**Note:** When ordering, please specify the three digit numerical color code at the end of the product number.

001 black	002 red	003 light blue	004 bright blue
006 turquoise	008 medium blue	012 dark blue	013 green
015 maroon	027 gray	029 - dk. red	028 off-white
035 tan	037 buckskin	045 dark red	071 brown

**2 or 4 Door Hardtop**

B220T 1958.....	129.99	pr
B226T 1959-60.....	129.99	pr
B221T 1961-62.....	129.99	pr
B227T 1963-64.....	129.99	pr
B228T 1965.....	299.99	pr
B224T 1966.....	129.99	pr

**2 or 4 Door Sedan**

B220T 1958.....	129.99	pr
B222T 1959-60.....	129.99	pr
B221T 1961-64.....	129.99	pr
B228T 1965.....	299.99	pr
B224T 1966.....	129.99	pr

**Sedan Delivery**

B220T 1958.....	129.99	pr
B222T 1959-60.....	129.99	pr

**Station Wagon**

B220T 1958.....	129.99	pr
B222T 1959-60.....	129.99	pr
B221T 1961-64.....	129.99	pr
B228T 1965.....	299.99	pr
B224T 1966.....	129.99	pr

**1962-70 Basketweave Sun Visors** ⚠️

These high-quality Basketweave material sun visors are manufactured from original factory patterns and are available in the same colors as our headliners.

**Note:** When ordering, please specify the three digit numerical color code at the end of the product number.

001 black	002 red	003 light blue	006 aqua
008 medium blue	014 light green	028 off-white	065 fawn

**1966-76 Bedford Sun Visors** ⚠️

These high-quality Bedford ribbed sun visors are manufactured from original factory patterns and are available in a variety of colors to match or accent your upholstery. Made in USA.

**Note:** When ordering, please specify the three digit numerical color code at the end of the product number.

001 black	008 medium blue	009 ivory gold	012 dark blue
013 dark green	028 off-white	029, 045 dark red	

**1967-68 Line Dot Sun Visors** ⚠️

These high-quality Line Dot/Surrey sun visors are manufactured from original factory patterns and are available in the colors shown above. Made in USA.

**Note:** When ordering, please specify the three digit numerical color code at the end of the product number.

001 black	002 red	006 turquoise
008 medium blue	041 bright blue	005 gold

**1967-76 Premier Perforated Sun Visors** ⚠️

These high-quality Premier Perforated sun visors are manufactured from original factory patterns and are available in a variety of colors to match or accent your upholstery. Made in USA.

**Note:** When ordering, please specify the three digit numerical color code at the end of the product number.

001 black	003 light blue	008 medium blue	012 dark blue
013 dark green	015 maroon	018 dark saddle	028 off-white
037 buckskin	044 sandalwood	071 brown	



**Line Dot Material Colors**

001 black	002 red	006 turquoise
008 medium blue	041 bright blue	005 gold

## 1967-68 Line Dot Sun Visors

These high-quality Line Dot/Surrey sun visors are manufactured from original factory patterns and are available in the colors shown above. Made in USA.

**Note:** When ordering, please specify the three digit numerical color code at the end of the product number.

- |  |        |    |
|--|--------|----|
| <b>Impala - 2 or 4 Door Hardtop</b>                |        |    |
| B225L 1967.....                                    | 129.99 | pr |
| <b>Caprice - 2 or 4 Door Hardtop</b>               |        |    |
| B225L 1967.....                                    | 129.99 | pr |
| <b>Impala - Station Wagon</b>                      |        |    |
| B225L 1967-68.....                                 | 129.99 | pr |
| <b>Caprice - Station Wagon</b>                     |        |    |
| B225L 1967-68.....                                 | 129.99 | pr |
| <b>Bel Air, Biscayne - Sedan and Station Wagon</b> |        |    |
| B221L 1967-68.....                                 | 129.99 | pr |



**Bedford Ribbed Material Colors**

001 black	008 medium blue	009 ivory gold	012 dark blue
013 dark green	028 off-white	029, 045 dark red	

## 1966-76 Bedford Sun Visors

These high-quality Bedford ribbed sun visors are manufactured from original factory patterns and are available in a variety of colors to match or accent your upholstery. Made in USA.

**Note:** When ordering, please specify the three digit numerical color code at the end of the product number.

- |  |        |    |
|--|--------|----|
| <b>Caprice - 2 or 4 Door Hardtop</b>       |        |    |
| B225B 1966.....                            | 129.99 | pr |
| <b>Impala Custom - 2 or 4 Door Hardtop</b> |        |    |
| B225B 1968.....                            | 129.99 | pr |
| <b>Caprice - 2 or 4 Door Hardtop</b>       |        |    |
| B225B 1968.....                            | 129.99 | pr |
| <b>Impala, 2 or 4 Door Hardtop</b>         |        |    |
| B225B 1968.....                            | 129.99 | pr |
| <b>Impala, 2 or 4 Door Sedans</b>          |        |    |
| B225B 1968.....                            | 129.99 | pr |
| <b>Station Wagons</b>                      |        |    |
| B225B 1967-68.....                         | 129.99 | pr |
| B221B 1967-68.....                         | 129.99 | pr |
| B226B 1969-70.....                         | 129.99 | pr |
| B227B 1971-76.....                         | 129.99 | pr |



**Premier Perforated Material Colors**

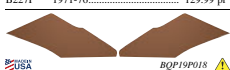
001 black	003 light blue	008 medium blue	012 dark blue
013 dark green	015 maroon	018 dark saddle	028 off-white
037 buckskin	044 sandalwood	071 brown	

## 1965-76 Premier Perforated Sun Visors

These high-quality Premier Perforated sun visors are manufactured from original factory patterns and are available in a variety of colors to match or accent your upholstery. Made in USA.

**Note:** When ordering, please specify the three digit numerical color code at the end of the product number.

- |   |        |    |
|---|--------|----|
| <b>Impala Custom, Caprice - 2 or 4 Door Hardtop</b> |        |    |
| B225P 1967-68.....                                  | 129.99 | pr |
| <b>2 or 4 Door Hardtop or Sedan</b>                 |        |    |
| B224P 1965.....                                     | 129.99 | pr |
| B226P 1969-70.....                                  | 129.99 | pr |
| <b>Convertible</b>                                  |        |    |
| B323P 1971-72.....                                  | 125.99 | pr |
| <b>All Models except Convertible</b>                |        |    |
| B227P 1971-76.....                                  | 129.99 | pr |



**1965-73 Premier Perforated Sail Panels**


Reproduction sail panels installed on the rear side section of the interior between the side window and rear window area. Made in USA.


**Note:** When ordering, please specify the three digit numerical color code at the end of the product number.

- |  |       |    |
|--|-------|----|
| <b>Caprice - 2 Door Hardtop</b>        |       |    |
| BQP21P 1967.....                       | 69.99 | pr |
| BQP22P 1968.....                       | 69.99 | pr |
| BQP23P 1970.....                       | 69.99 | pr |
| BQP24P 1971-73.....                    | 69.99 | pr |
| <b>Caprice - 4 Door Hardtop</b>        |       |    |
| BQP17P 1965-66.....                    | 69.99 | pr |
| BQP25P 1967-68.....                    | 69.99 | pr |
| BQP26P 1969-70.....                    | 69.99 | pr |
| <b>Impala Custom - 2 Door Hardtop</b>  |       |    |
| BQP22P 1968.....                       | 69.99 | pr |
| BQP23P 1970.....                       | 69.99 | pr |
| BQP24P 1971-73.....                    | 69.99 | pr |
| <b>Impala - 2 Door Hardtop</b>         |       |    |
| BQP19P 1970.....                       | 69.99 | pr |
| BQP20P 1971-73.....                    | 69.99 | pr |
| <b>Impala - 4 Door Hardtop</b>         |       |    |
| BQP26P 1969-70.....                    | 69.99 | pr |
| <b>Impala - 4 Door Sedan</b>           |       |    |
| BQP74P 1970.....                       | 69.99 | pr |
| <b>Bel Air/Biscayne - 4 Door Sedan</b> |       |    |
| BQP74P 1970.....                       | 69.99 | pr |

INTERIOR COMPONENTS

# Sail Panels



**1962-70 Basketweave Sail Panels** 

BQP73W002


001 black	002 red	003 light blue	006 aqua
008 medium blue	014 light green	028 off-white	065 fawn


USA

Reproduction sail panels are located on the rear side section of the interior between the side window and rear window area. These high-quality Basketweave sail panels are manufactured from original factory patterns.

**Note:** When ordering, please specify the three digit numerical color code at the end of the product number.

- Impala, Bel Air, Biscayne - 2 or 4 Door Sedan**  
BQP73W 1967-68..... 69.99 pr
- Impala, Bel Air, Biscayne - 4 Door Sedan**  
BQP74W 1969..... 69.99 pr



**1967 Line Dot Sail Panels** 


001 black	002 red	005 gold
006 turquoise	008 medium blue	041 bright blue


USA

Reproduction sail panels are located on the rear side section of the interior between the side window and rear window area. These high-quality Line Dot sail panels are manufactured from original factory patterns.

**Note:** When ordering, please specify the three digit numerical color code at the end of the product number.

- Impala - 2 Door Hardtop**  
BQP181 1967..... 69.99 pr
- Impala, Caprice - 4 Door Hardtop**  
BQP251 1967..... 69.99 pr



**1966 Bedford Sail Panels** 


001 black	008 medium blue	009 ivy gold	012 dark blue
013 dark green	028 off-white	029, 045 dark red	


USA

Reproduction sail panels are located on the rear side section of the interior between the side window and rear window area. These high-quality Bedford sail panels are manufactured from original factory patterns.

**Note:** When ordering, please specify the three digit numerical color code at the end of the product number.

- Caprice - 2 Door Hardtop**  
BQP21B 1966..... 69.99 pr
- Impala Custom, Caprice - 2 Door Hardtop**  
BQP22B 1968..... 69.99 pr  
BQP23B 1969..... 69.99 pr
- Impala - 2 Door Hardtop**  
BQP18B 1968..... 69.99 pr  
BQP19B 1969..... 69.99 pr
- Impala - 4 Door Hardtop**  
BQP25B 1968..... 69.99 pr  
BQP26B 1969..... 69.99 pr



**1962-65 Star Material Sail Panels** 

BQP14S002

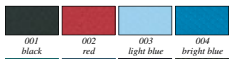
001 black	002 red	003 light blue	006 aqua
010 white	014 light green	024 saddle	
035 - tan 1962-64	061 beige	062 silver	


USA

Reproduction inner rear sail panels for use in conjunction with the headliner. These die-stamped panels include the cardboard portion with the correct material attached and will complete your upper interior with professional look and quality.

**Note:** Due to variations in mounting hole locations on sail panels, these reproductions are supplied with Velcro pads for mounting. If mounting clips are desired to attach sail panels, provisions for mounting clip holes must be cutout. It is recommended to keep original sail panels as a template for correct mounting hole locations specific to the vehicle.

- 2 Door Hardtop**  
BQP14S 1962-64..... 69.99 pr  
BQP15S 1965..... 69.99 pr
- 4 Door Hardtop**  
BQP16S 1962-64..... 69.99 pr  
BQP17S 1965..... 69.99 pr



**1962-66 Tier Grain Sail Panels** 


001 black	002 red	003 light blue	004 bright blue
006 tan/aqua	008 medium blue	012 dark blue	013 green
015 maroon	027 gray	029 - dk. red 1966	028 off-white
035 tan	037 buckskin	045 dark red	071 brown


USA

Reproduction inner rear sail panels for use in conjunction with the headliner. These die-stamped panels include the cardboard portion with the correct material attached and will complete your upper interior with professional look and quality. Made in USA.

**Note:** Due to variations in mounting hole locations on sail panels, these reproductions are supplied with Velcro pads for mounting. If mounting clips are desired to attach sail panels, provisions for mounting clip holes must be cutout. It is recommended to keep original sail panels as a template for correct mounting hole locations specific to the vehicle.

- 2 Door Hardtop**  
BQP14T 1962-64..... 69.99 pr  
BQP15T 1965-66..... 69.99 pr
- 4 Door Hardtop**  
BQP16T 1962-64..... 69.99 pr  
BQP17T 1965-66..... 69.99 pr



**1962-65 Star Material Sail Panels** 


B2625003


01 black	03 light blue	06 aqua	10 white
23 silver	24 saddle	29 red	65 fawn

USA

PUI reproduction interior rear sail panels for 1962-66 Impala 2 door hardtop models. These die-stamped panels include the cardboard panel with recessed star material pre-attached. Made in USA.

- Impala - 2 Door Hardtop**  
B26250 1962-64..... 54.99 pr  
B26550 1965-66..... 54.99 pr





**1965-68 Basketweave Sail Panels** 

01 - black	03 - light blue	004 - bright blue
06 - aqua	10 - off-white	29 - red

PUI reproduction interior rear sail panels for 1965-68 Impala and Caprice 2 door hardtop models. These die-stamped panels include the cardboard panel with Basketweave material pre-attached. Made in USA.

- Impala and Impala SS - 2 Door Hardtop**  
B26510 1965-66..... 54.99 pr  
B26710 1967-68..... 54.99 pr
- Caprice - 2 Door Hardtop**  
B26610 1966 black only..... 54.99 pr





**1967-68 Line Dot Sail Panels** 

01 black	03 light blue	04 bri. blue	05 gold	29 red
----------	---------------	--------------	---------	--------

PUI reproduction interior rear sail panels for 1967-68 Impala 2 door hardtop models. These die-stamped panels include the cardboard panel with Line Dot material pre-attached. Made in USA.

- Impala and Impala SS - 2 Door Hardtop**  
B26760 1967-68..... 54.99 pr



**1967-68 Bedford Ribbed Sail Panels** 

01 - black	08 - med. blue	09 - ivy gold	12 - dk blue
13 - dk green	010 - white	029 - dk red	

PUI reproduction interior rear sail panels for 1967-68 Impala 2 door hardtop models. These die-stamped panels include the cardboard panel with Bedford Rib material pre-attached. Made in USA.

- Impala and Impala SS - 2 Door Hardtop**  
B26740 1967-68..... 54.99 pr
- Impala Custom and Caprice - 2 Door Hardtop**  
B26840 1968..... 59.99 pr

INTERIOR COMPONENTS

# Sail Panel & Headliner Components



USA

## 1962-73 Interior Sail Panel Boards

Reproduction interior rear sail panel boards for 1962-73 Chevrolet full size models. These die-cut panels are ready to cover in your choice of material. The sail panel material is provided in the purchase of a new headliner. Original metal attachment flange or clips will need to be transferred from the original sail panels for correct installation. LH and RH. Made in USA.

### Impala and Impala SS - 2 Door Hardtop

SP2	1962-64	LH and RH	44.99 pr
SP3	1965-66	LH and RH	44.99 pr
SP4	1967-68	LH and RH	44.99 pr
SP5	1969-70	LH and RH	44.99 pr
SP9	1971-73	LH and RH	44.99 pr

### Impala Custom, Caprice - 2 Door Hardtop

SP7	1966-67	LH and RH	44.99 pr
SP15	1968	LH and RH	44.99 pr
SP8	1969-70	LH and RH	44.99 pr
SP6	1971-73	LH and RH	44.99 pr

### 4 Door Hardtop

SP10	1962-64	Impala	44.99 pr
SP11	1965-66	Impala/Caprice	44.99 pr
SP12	1967-68	Impala/Caprice	44.99 pr
SP14	1969-70	Impala/Caprice	44.99 pr

### 2 Door Sedan

SP16	1967-68	Biscayne/Bel Air	44.99 pr
------	---------	------------------	----------

### 4 Door Sedan

SP16	1967-68	Biscayne/Bel Air	44.99 pr
SP13	1969-70	all	44.99 pr



## 1965-69 Sail Panel Clips

OER® reproduction sail panel clips for 1965-69 Chevrolet full size models that require metal clips to install the sail panels. Use as required.

748562	1965-69	set of 12 clips	9.99 set
4500027	1965-69	individual	1.99 ea
A11863	universal	individual	.99 ea



USA

## 1965-66 Rear Quarter Inner Trim Panel

Reproduction inner rear side panel boards for 1965-66 Chevrolet 4 door sedan and hardtop models. Panel is located under the sail panel board and is ready to cover in your choice of material. The panels are die-cut to the original dimensions offering a secure fit with OEM quality. Sold as a pair.

Note: Hardware not included.

A6100303	1965-66	4 door	28.99 pr
----------	---------	--------	----------



## 1961-68 Headliner Bows

OER® headliner bow sets for 1961-68 full size models. Bows install into the headliner and secure the headliner to the inner roof panel. Manufactured to factory specifications with correct contours for an original fit. Select bows are color coded for easy identification when installing. Installation instructions are included.

Note: \*Not for Impala Custom or Caprice models.

### Bel Air - 2 Door Hardtop

GM359	1961-62	79.99 set
-------	---------	-----------

### Impala - 2 Door Hardtop

GM359	1961	79.99 set
GM363	1962	79.99 set
GM360	1963-64	69.99 set
GM361*	1965-66	79.99 set
GM364*	1967-68	79.99 set

### Impala - 4 Door Hardtop

GM362	1963-64	79.99 set
-------	---------	-----------



## 1967-69 Headliner Bow Clips

OER® reproduction headliner clip sets for 1967-69 Chevrolet full size models. These clips are injection molded nylon as original. Service replacement for some models.

K667	1967-69	4 clips included	15.99 set
------	---------	------------------	-----------



## 1969-70 Headliner Bow Support Clip Set

Original for 1969-70 models, these clips are essential for attaching the headliner to the bows. Six required per vehicle.


K563	1969-70	6 clips included	21.99 set
------	---------	------------------	-----------



## 1959-62 Headliner Bow Locator Clip Set

Reproduction headliner bow retainer clips for 1959-62 Chevrolet full size sedan and station wagon models. Depending on the model and assembly plant some vehicles use 3, 5, or 10 clips to complete a headliner. These clips are sold in sets of 3. Order as needed.

L0710	1959-62	3 piece	38.99 set
-------	---------	---------	-----------



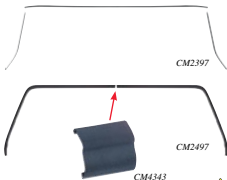
from moldings also included - but not shown installed



## 1962-64 Headliner Trim Set

High-quality reproduction of the headliner trim set for 1962-64 two door hardtop models. This 6 piece bright finished aluminum set includes the upper windshield, side roof rail and rear glass moldings.

14750	1962-64	2 door hardtop	379.99 set
-------	---------	----------------	------------



## 1963-66 Rear Window Trim Moldings

Reproduction inner rear trim moldings for 1963-66 full size 2 or 4 door sedan models. The moldings install on the upper and side section of the rear window where the headliner meets the window glass. The formed moldings are available in black but can be painted to any desired color by using interior acrylic lacquer. Plastic primer is recommended before painting.

Bel Air, Biscayne - 2 or 4 Door Sedan	81.99 set
CM2397 1963-64 black	81.99 set
Impala, Bel Air, Biscayne - 2 or 4 Door Sedan	120.99 set
CM2497 1965-66 3 piece set	120.99 set
CM4343 1965-66 center cap only	36.99 ea



## Headliner/Upholstery Tool

Great for stuffing headliner or upholstery material into tedious channels without damaging materials. Easy to use around curves and near corners. Why spend wasteful hours doing it the old fashioned way! Get the headliner tool and finish the job fast!

A7672	14.99 ea
-------	----------

# Coat Hooks/Sun Visors Brackets



OER

## 1965-70 Interior Center Pillar Caps

Reproduction interior pillar molding caps for the lower center post (B-Pillar) on 1965-70 full size Chevrolet 4 door hardtop/sport sedan models. Manufactured from ABS plastic. Sold in a pair. Available in black. Can paint to match interior color.

B6570 1965-70 LH and RH ..... 59.99 pr



OER

## 1958-66 Coat Hanger Hooks

Original style coat hanger hooks for all 1958-66 full size models. These chrome-plated stamped steel coat hooks are manufactured to factory specifications for an authentic fit and original appearance. Chrome screws are included and also available separately.

CX1873 1958-66 hooks with screws .. 8.99 pr  
A1799 1958-66 screws (2 req.) ..... .79 ea



OER

## 1967-79 Coat Hanger Hooks

Original style coat hanger hooks for 1967-79 full size models. Manufactured in quality injection molded ABS to original factory specifications.

OER - Features Louvered Center with Screws  
C442 1967-79 black ..... 9.99 pr

Mounting Screws  
A1799 1967-79 ..... .79 ea



OER

## 1961-69 Sun Visor Tip and Bushing Set

Replace your old sun visor tips and bushings with these high-quality original style replacements which include 2 rubber sun visor tips and 2 plastic sleeves. Your visors will insert into the bracket the way they were originally designed.

Note: 1961-64 handtop sun visors don't require rubber tips.  
K624 1961-69 ..... 7.99 set




OER

## 1958-81 Sun Visor Support Screws

This screw set will simplify the replacement of your 1958-81 full size sun visor support brackets. 4 piece set includes the 3 screws to mount the sun visor support and the tension screw for the sun visor.

Note: 1970-81 sun visors do not require tension screws.  
C1120 1958-81 set of 4 screws ..... 2.99 set  
C1121 1958-69 tension screw ..... 1.59 ea



New!

## 1958 Convertible Sun Visor Hooks

Reproduction sun visor hooks for 1958 Impala convertible models. Features die-cast construction as original and comes in a highly polished chrome finish.

TF125034 1958 LH and RH ..... 39.99 pr



OER

## 1958-63 Sun Visor Support Brackets

OER® sun visor supports for 1958-63 Chevrolet full size models and 1959-60 El Camino. These chrome-plated die-cast support brackets are manufactured to factory specifications with correct contours for an original appearance and fit. Sold in pairs. Includes mounting hardware. All models except convertible.

4650306 1958 LH and RH ..... 39.99 pr  
748563 1959-63 LH and RH ..... 49.99 pr



OER

## 1965-69 Sun Visor Support Bracket

OER® sun visor supports for 1965-69 Chevrolet full size models. These chrome-plated die-cast support brackets are manufactured to factory specifications. Fits: 1965-68 Impala, 1965-69 Bel Air and Biscayne, and 1966-68 Caprice models. All except convertible. Sold individually. OER® sun visor brackets include mounting hardware.

Note: Can be used on 1964 models as a service replacement.

OER® Reproduction - Screws Included  
7790753 1965-69 LH or RH ..... 21.99 ea

GM - Screws Not Included  
G7698 1965-69 LH or RH ..... 162.99 ea



B9261C - RH installed



## 1958-70 Convertible Sun Visor Bracket

Reproduction sun visor brackets for 1958-70 full size Chevrolet convertible models. Manufactured to original specifications to restore the functionality of your sun visors. Brackets for 1965-70 models are available in your choice of chrome or satin finish. Brackets for 1961-64 models are sold in a pair.

Chrome  
A1230 1958-60 LH ..... 139.99 ea  
A1229 1958-60 RH ..... 139.99 ea  
B9261C 1961-64 LH and RH ..... 199.99 pr  
B9262L 1965-70 LH ..... 119.99 ea  
B9262R 1965-70 RH ..... 119.99 ea  
Satin  
B9263L 1965-70 LH ..... 119.99 ea  
B9263R 1965-70 RH ..... 119.99 ea



## 1971-76 Convertible Sun Visor Bracket

Reproduction sun visor and convertible top latch receptacle for multiple 1971-76 Chevrolet full size convertible models. This is the part mounted on the windshield pillar that the sun visor attaches to and is the convertible top latch receptacle. LH or RH sides.

9832959 1971-76 LH ..... 78.99 ea  
9832958 1971-76 RH ..... 78.99 ea

# Interior Rear View Mirrors

**OER** AUTHORIZED



## 1958-62 Standard Rear View Mirror

Reproduction standard mirror for 1958-62 full size models. Each mirror is reproduced to factory specifications featuring a bright finished stainless steel casing. Includes mounting bushing. Mounting screw not included. For mounting screw use #565842. CX1049 1958-62..... 23.99 ea



B263600

## 1958-66 Standard Rear View Mirror

These beautiful reproduction rear view mirrors are designed to replace the original pitted, missing, or damaged mirror. Each mirror includes the mounting bushing and features a high-quality chrome finish.

Note: \*Includes mounting screw.

OER® - Features "GUIDE" with Rivets  
910453\* 1958-66..... 38.99 ea

Features Smooth Back without Rivets  
B263600 1963-66..... 29.99 ea



## 1958-62 Day/Night Rear View Mirror

Reproduction interior rear view mirror for 1958-62 full size models. Features day/night operation and bright finished stainless steel casing. Includes mounting bushing. Mounting screw not included. For mounting screw use #565842. CX1048 1958-62..... 54.99 ea



features twist style knob

## 1963-65 Day/Night Rear View Mirror

Reproduction interior rear view mirror for 1963-65 full size models. Features day/night operation, bright finished stainless steel casing, and black twist style knob. This mirror does not feature the outer rubber trim. Includes mounting bushing. Mounting screw not included. For mounting screw use #565842. 176810 1963-65 10"..... 54.99 ea

RESTORATION



911366 - detail



911581

## 1966-70 Day/Night Rear View Mirror

Reproduction interior day/night mirror for 1966-70 full size models. Each mirror is reproduced to factory specifications featuring a bright finished stainless steel casing and a rubber cushion edge. Includes mounting bushing. Mounting screw not included unless noted. For mounting screw use #565842.

Note: \*Includes mounting screw.

OER® - Features Correct "GUIDE" Lettering

911366 1966-68 10" stainless..... 54.99 ea

911581\* 1969-70 12" stainless..... 49.99 ea

RESTORATION



916177 - installed



916177 - detail



## 1958-72 Day/Night Rear View Mirror

OER® interior 8" day/night rear view mirror for 1958-72 full size models. Mirror is correctly stamped in polished stainless steel to factory specifications for an original fit and appearance. Features correct "GUIDE" lettering. Includes mounting stem insert. Mounting screw not included. 916177 1958-72 8"..... 54.99 ea

RESTORATION



911582 - detail

911583 - detail



91582



918583

## 1971-86 Day/Night Rear View Mirror

OER® windshield mounted 10" interior day/night rear view mirrors for 1971-86 full size models. Each mirror is correctly stamped to factory specifications for an original fit and appearance. Includes mounting arm and windshield bracket. Features correct "GUIDE" lettering as original.

OER® - Features Correct "GUIDE" Lettering

911582 1971-86 stainless..... 59.99 ea

918583 1982-86 black..... 59.99 ea



Y1055

Y1054

## 1963-68 Black Rear View Mirror

Reproduction black day/night interior rear view mirror for 1963-68 full size models. Each mirror features a textured black paint finish, black rubber cushion edge, a matching black day/night lever. Mounting screw not included. For mounting screw use #565842.

Y1055 1963-65 8"..... 54.99 ea

Y1054 1963-68 10"..... 54.99 ea



# Rear View Mirrors/Brackets

New!



320042



320073

## 1963-70 Map Light Rear View Mirror

Reproduction interior day/night mirror with optional map light for 1963-70 full size models. Reproduced to factory specifications. Each mirror features a rubber cushion edge, polished stainless or black finish, map light and wiring. Mounting screw not included. For mounting screw use #565842.

320044	1963-65	8" stainless	84.99 ea
320042	1963-65	8" black	84.99 ea
320073	1963-68	10" stainless	84.99 ea
320046	1963-68	10" black	84.99 ea
320071	1969-70	12" stainless	93.99 ea

## 1969-70 Map Light Lens

A reproduction of the map light lens for 1969-70 full size Chevrolet models with a built-in map light on the interior rear view mirror.

CM5625	1969-70	17.99 ea
--------	---------	----------



## 1971-96 Ball Milled Rear View Mirror

Add a custom look to the interior of your Chevrolet with this fully polished and machined 9" billet aluminum interior mirror. Utilizes late style windshield mount.

T8974	1971-96	billet aluminum	64.99 ea
-------	---------	-----------------	----------



AG002

G2137

## 1970-96 Inner Rear Mirror Support

This reproduction part fits all full size models. This is the short flat style that adheres directly to the windshield using adhesive. The mirror attaches to this support.

AG002	1970-86	OER®	3.99 ea
G2137	1987-96	Genie/GM	6.99 ea



565801



565842

OER

## 1958-70 Mirror Screw and Stem Bushing

OER® chrome mirror mounting screw and stem bushing for 1958-70 full size models. The bushing installs in the mirror stem mounting hole and helps prevent the mirror from moving. One each required per vehicle.

565801	1958-70	stem bushing	3.99 ea
565842	1958-70	chrome screw	2.99 ea



## 1987-96 Inner Rear View Mirror Screw

Attaching the inner rear view mirror is made easy when the correct screw is available. For 1987-96 models. G1101 1987-96 1 required..... 9.99 ea

RESTORATION

OER



A1644

A1645



B9279

4810348

4810348P

B9280



4482131

B6566

## 1958 Rear View Mirror Bracket

Reproduction inner rear view mirror bracket for 1958 full size models. This quality reproduction is chrome-plated and manufactured to factory specifications.

**Hardtop - Chrome Finish**

A1644	1958		54.99 ea
4810348	1961-64	OER®	36.99 ea
4482131	1965-66	OER®	49.99 ea

**Convertible - Chrome Finish**

A1645	1958		89.99 ea
B9279	1959-60	replacement	69.99 ea
B9279	1961-62		69.99 ea
B9280	1963-64		64.99 ea
B6566	1965-66		86.99 ea

**Sedan/Wagon - Chrome Finish**

4810348	1961-64	OER®	36.99 ea
4482131	1965-66	OER®	49.99 ea

**Hardtop - Satin Finish**

4810348P	1961-64	OER®	34.99 ea
----------	---------	------	----------

**Sedan/Wagon - Satin Finish**

4810348P	1961-64	OER®	34.99 ea
----------	---------	------	----------



RD1776 - installed



CX1776



RD1776

## Accessory Vanity Mirror

Vanity mirrors offered by Chevrolet as an accessory in the 1950's and 60's. These mirrors clip to your interior sun visor and features the Chevrolet script logo. Available with or without the fawn colored comb holder and clear comb.

CX1776	mirror only	44.99 ea
RD1776	mirror w/comb and holder	110.99 ea

New!



## 1967-72 Sun Visor Mirror

Reproduction sun visor vanity mirror for 1967-72 Chevrolet full size models. Measures: 7-1/8" x 3-1/4". Fits most GM vehicle with a push-in style mirror with a 4-7/8" hole spacing. Replaces GM part #480890.

IN3300Z	1967-72	31.99 ea
---------	---------	----------

## Rear View Mirror Adhesive

Approved by General Motors. Permanently remounts mirror brackets to windshields. Achieves handling strength in seconds. Mirror mounting strength in 15 minutes. This is the best product on the market to mount inner rearview mirrors on vehicles. Includes cleaning primer and adhesive.



S11067		4.99 ea
--------	--	---------

# Dome Lamps and Components



TF125901

TF125053

TF125052

## 1958-68 Dome Lamp and Components

Reproduction dome lamp set and components for 1958-68 Chevrolet full size models. This dome lamp was used in 1958-68 sedans, 1965-68 station wagons, and 1968 hardtop models. All sets and components are designed to replicate the look of the original dome lamp.

### Complete Sets

TF125901	1958-68	sedan	38.99 ea
TF125901	1965-68	wagon	38.99 ea
TF125901	1968	hardtop	38.99 ea

### Base Assembly

TF125052	1958-68	sedan	28.99 ea
TF125052	1965-68	wagon	28.99 ea
TF125052	1968	hardtop	28.99 ea

### Ivory Lens


TF125053	1958-68	sedan	6.99 ea
TF125053	1965-68	wagon	6.99 ea
TF125053	1968	hardtop	6.99 ea

### White Lens

TF125054	1958-68	sedan	13.99 ea
TF125054	1965-68	wagon	13.99 ea
TF125054	1968	hardtop	13.99 ea

### Lens Bezel

TF125056	1958-68	sedan	17.99 ea
TF125056	1965-68	wagon	17.99 ea
TF125056	1968	hardtop	17.99 ea



4837868

B2604

## 1958-68 Interior Dome Lens and Housing

Reproduction dome lamp assembly and components for 1958-68 Chevrolet full size models. This dome lamp was used in 1958-61 Impala 2 door hardtops, 1959-68 Impala 4 door hardtop, 1967 Impala 2 door hardtop, Caprice 2 and 4 door hardtop models. All assemblies and components are designed to replicate the look of the original dome lamp.

### Lens - OER®

4837868	1958-61	Impala	2 dr hdtpt...	5.99 ea
4837868	1959-68	Impala	4 dr hdtpt...	5.99 ea
4837868	1967	Impala	2 dr hdtpt...	5.99 ea
4837868	1967	Caprice	2/4 dr hdtpt	5.99 ea

### Base Assembly

B2604	1958-61	Impala	2 dr hdtpt...	37.99 ea
B2604	1959-68	Impala	4 dr hdtpt...	37.99 ea
B2604	1967	Impala	2 dr hdtpt...	37.99 ea
B2604	1967	Caprice	2/4 dr hdtpt	37.99 ea

New!



## 1958-67 Dome Light Assembly

Reproduction dome assembly for various 1958-67 Impala and Caprice models. This assembly is designed to replicate the look of the original dome lamp. Includes the base, lens, socket and bulb. Sold individually. 2 required per vehicle.

B2605	1958-61	Impala	2 dr hdtpt	40.99 ea
B2605	1959-68	Impala	4 dr hdtpt	40.99 ea
B2605	1967	Impala	2 dr hdtpt	40.99 ea
B2605	1967	Caprice	2/4 dr hdtpt	40.99 ea



R357

## 1962-66 Interior Quarter Dome Lamp Kit and Components

Convenient kit or individual components designed to replace the original dome lenses and bezels for 1962 Bel Air, 1962-66 Impala and 1966 Caprice, 2 door hardtop models. All assemblies and components are designed to replicate the look of the original dome lamps. Kit includes: 2 bezel/housings, 2 lenses, 2 bulb sockets, and 2 bulbs.

### Complete Kit - LH and RH

R357	1962	Bel Air	2 dr hdtpt...	89.99 kit
R357	1962-66	Impala	2 dr hdtpt...	89.99 kit
R357	1966	Caprice	2 dr hdtpt...	89.99 kit

### Lens - Individual

K585	1962	Bel Air	2 dr hdtpt...	4.99 ea
K585	1962-66	Impala	2 dr hdtpt...	4.99 ea
K585	1966	Caprice	2 dr hdtpt...	4.99 ea

### Lens - Pair

R853	1962-66	all	2 dr hdtpt...	8.99 pr
------	---------	-----	---------------	---------

### Dome Lamp Socket

4234956	1962	Bel Air	2 dr hdtpt...	13.99 ea
4234956	1962-66	Impala	2 dr hdtpt...	13.99 ea
4234956	1966	Caprice	2 dr hdtpt...	13.99 ea

### Dome Lamp Bezel/Housing

K586	1962	Bel Air	2 dr hdtpt...	37.99 ea
K586	1962-66	Impala	2 dr hdtpt...	37.99 ea
K586	1962-66	all	2 dr hdtpt...	37.99 ea

## 1958-90 Dome Lamp Bulb

This light bulb is a direct replacement for burned out or missing originals. Applications may vary depending on vehicle model and year. Use as required.

90	1958-67	dual contact	.....	1.99 ea
B2122	1969-90	capped ends	.....	2.99 ea
17314	1971-90	pointed ends	.....	1.69 ea



R373

R358

R372

## 1969-90 Dome Lamp and Components

Correct dome lamp lens and base for 1969-90 Chevrolet full size models. Each base/reflector is manufactured in injection molded ABS plastic with a bright chrome finish. Each lens is manufactured to factory specifications in the correct opaque white color.

Note: Lenses and bases are not interchangeable.

### Dome Lamp Lens

8732776	1969-70	multi ring	.....	21.99 ea
8732777	1971-76	starburst	.....	7.99 ea
20013679	1977-90	outer ring	.....	8.99 ea

### Dome Lamp Base

8732778	1969-70	.....	.....	39.99 ea
8732779	1971-76	.....	.....	12.99 ea
20030351	1977-90	.....	.....	12.99 ea

### Dome Lamp Lens and Base Kit

R373	1969-70	.....	.....	58.99 kit
R358	1971-76	.....	.....	18.99 kit
R372	1977-90	.....	.....	19.99 kit



8780507

1695635

## 1973-90 Dome Lamp Lens and Housing

OER® reproduction of the map/Dome lamp lens and housing for 1973-90 full size models. The lens is made from high-quality injection molded white opaque material as original. The housing is made from high-quality zinc die-cast material and finished in brilliant chrome-plating. Each housing features clear circular map light lenses and pre-installed retainers for fast installation. The original internal OEM switch plate assembly must be reused when installed.

### 2 Piece Kit - Lens and Housing

R374	1973-85	Impala	.....	79.99 kit
R374	1973-90	Caprice	.....	79.99 kit

### Lens Only

8780507	1973-85	Impala	.....	14.99 ea
8780507	1973-90	Caprice	.....	14.99 ea

### Housing Only

1695635	1973-85	Impala	.....	69.99 ea
1695635	1973-90	Caprice	.....	69.99 ea

# Dome Lamp Components/Trunk Partition



## 1958-90 LED Dome Lamp

These high intensity, ultra bright LED dome lamps for 1958-90 full size models are easy-to-install and feature state of the art circuitry. They are energy efficient and will last longer than incandescent bulbs while being 2-3 times brighter.

LED Conversion Bulb			
TF125902	1958-68	sedan	45.99 ea
63053	1962-66	Impala	69.99 pr
TF125902	1965-68	wagon	45.99 ea
TF125902	1968	hardtop	45.99 ea

LED Complete Dome Lamp Assembly			
TF125903	1958-68	sedan	72.99 ea
TF125903	1965-68	wagon	72.99 ea
TF125903	1968	hardtop	72.99 ea

LED Conversion Bulb with Contacts			
63051	1969-90	all	49.99 ea



## 1958-96 Door Jamb Switch

Located on the door hinge pillar, an inoperative switch can easily be replaced with this high-quality replacement to get your interior lighting and warning emitters functioning properly.

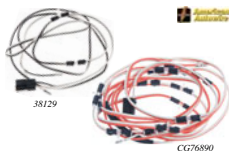
TF400439	1958-62	1 terminal	18.99 ea
SW 101	1963-68	1 terminal, front	5.99 ea
SW 101	1969-71	1 terminal	5.99 ea
SW90	1969-84	2 terminal	5.99 ea
SW98	1976-84	1 terminal	5.99 ea
SW 104	1985-96	2 terminal, LH front	7.99 ea
SW98	1985-96	1 terminal, RH front	5.99 ea



## Dome Lamp Dimmer

Soften the interior lighting of your muscle car. The standard dome lamp dimmer keeps the lamp on an extra three seconds then slowly fades off, instead of simply switching off. The deluxe dome lamp dimmer, if the ignition power is off, the lamp delay is 10 seconds, but if the power is on, the lamp fades when the doors shut. The deluxe dome lamp dimmer can also be installed in a way that the lamp softly brightens when the doors open. These devices easily install on most applications and can be mounted in any location where electrical connections are easily accessible.

RE13001	standard	48.99 ea
RE13005	deluxe	59.99 ea



## 1958-67 Dome Lamp Harness

Reproduction dome lamp harnesses for full size Chevrolet models. Each harness is produced using factory schematics and duplicates the original.

Center Overhead Dome Lamp Harnesses			
8490	1958	exc. Impala	46.99 ea
38129	1958	Impala 2 dr hdtop	46.99 ea
32400	1959	all wagon	39.99 ea
37413	1961-62	Bel Air, Biscayne	28.99 ea
37413	1962	Impala 4 dr sedan	28.99 ea
B8005	1965-67	sedan	46.99 ea

Dual Overhead Courtesy Lamp Harnesses			
38428	1959	Impala 2 dr hdtop	59.99 ea
38428	1959	Impala 4 dr hdtop	59.99 ea
32335	1960	Impala 2 dr hdtop	56.99 ea
32335	1960	Impala 4 dr hdtop	56.99 ea
8780	1961	Impala 2 dr hdtop	59.99 ea
8780	1961-64	Impala 4 dr hdtop	59.99 ea

Dual Quarter Courtesy Lamp Harnesses			
CF25105	1962-64	Impala 2 dr hdtop	56.99 ea
CG56082	1965-66	Impala 2 dr hdtop	63.99 ea
CG56081	1965-66	Impala 4 dr hdtop	70.99 ea
CF62034	1966-67	Caprice 2 dr hdtop	73.99 ea
7160A	1966	Caprice 4 dr hdtop	70.99 ea
CG76890	1967	Impala 2 dr hdtop	73.99 ea
CG76841	1967	Impala 4 dr hdtop	73.99 ea

Door Jamb Extension Harnesses			
CF38561	1961-62	right side	12.99 ea



## 1959-70 Courtesy Lamp Harness

Reproduction dash courtesy lamp harnesses for full size Chevrolet models. Each harness is produced using factory schematics and duplicates the original.

Note: \*Includes mounting brackets.


36046	1959-60	all	56.99 ea
38248	1961-62	all	56.99 ea
CF31893*	1963-64	all	62.99 ea
CG59462	1965-67	convertible	63.99 ea
38180	1969-70	all	63.99 ea



## 1959-70 Dash Courtesy Light Brackets

Reproduction courtesy light brackets which were originally installed under the dash.

K387	1959-70	LH and RH	14.99 pr
------	---------	-----------	----------



P15600 - 1962-64 models



P15700 - 1967 models

## 1958-67 Rear Seat to Trunk Partition

Partition fits directly behind the rear seat and covers area between the back seat and trunk section. This reproduction is manufactured with die-cut fiberboard and includes the jute padding. This item is often missing or deteriorated after years neglect. Made in USA.

Note: \*Includes rear seat shell insulation.  
Shipped oversize.

P15500	1958	Bel Air/Biscayne	25.99 ea
P15501	1958	Impala	28.99 ea
P15600	1962-64	2 piece	57.99 ea
P15700	1967	full size	30.99 ea



## 1971-76 2 Door Rear Seat Board

This partition fits directly behind the rear seat frame to act as a supporting board for the back rest portion of the rear seat. Manufactured from die-cut heavy-duty fiberboard, with metal reinforcements and brackets riveted in place.

Note: Shipped oversize.

P17176	1971-76	2 door	274.99 ea
--------	---------	--------	-----------



## 1958-72 Rear Seat Shell Jute Padding

Jute padding was originally installed on all early models. Attaches under the rear seat shell and helps eliminate noise while insulating the trunk area. Recommend replacing when adding a new rear seat shell.

P435	1958	Bel Air/Biscayne	14.99 ea
P436	1959-60	Impala 2 door hardtop	14.99 ea
P437	1961	Impala 2 door hardtop	14.99 ea
P438	1962-64	Impala 2 door hardtop	14.99 ea
P439	1964	Impala 4 door hardtop	14.99 ea
P440	1965-66	Impala 2 door hardtop	14.99 ea
P447	1965-66	Biscayne 2/4 dr sedan	14.99 ea
P447	1965-66	Bel Air 2/4 dr sedan	14.99 ea
P441	1966-67	Caprice 2 dr hardtop	14.99 ea
P443	1967-68	Impala	19.99 ea
P442	1968	Impala Custom	14.99 ea
P442	1968	Caprice 2 dr hardtop	14.99 ea
P445	1968	Bel Air/Biscayne	14.99 ea
P446	1972	Impala 2 door hardtop	14.99 ea

# Original Style Rear Seat Shelves

**PU62202**

black blue aqua saddle  
1959-64 1959-64 1959-64 1959-64

red red fawn fawn  
1959-62 1963-64 1959-63 1964

**PU65003**

black red saddle fawn  
1965 1965 1965 1965

**PS239SS**

black red gold aquaturquoise  
medium blue green fawn dark saddle  
dark blue maroon tan

**1958-84 OE Style Rear Seat Shelf**

PUI reproduction rear seat shelf/package tray for 1958-84 Chevrolet full size models. Each rear shelf is die-cut from automotive-grade board that matches the original appearance and fitment. Finished with a leather-like texture, semi-gloss board color, upholstery matching vinyl and 1/2" thick foam padding on the leading edge when applicable. Made in USA.

Note: Shipped overize.

**1958-84 OE Style Rear Seat Shelf**

PU58001	1958	black	19.99 ea
PU58002	1958	red	19.99 ea
PU58003	1958	dark blue	19.99 ea
PU58013	1958	dark green	19.99 ea
PU58043	1958	dark aqua	19.99 ea

**1959-60 Impala - 2 Door Hardtop**

**1960 Bel Air - 2 Door Hardtop**

PU59001	1959-60	black	29.99 ea
PU59002	1959-60	red	29.99 ea
PU59003	1959-60	light blue	29.99 ea
PU59006	1959-60	aqua	29.99 ea
PU59024	1959-60	saddle	29.99 ea
PU59065	1959-60	fawn	29.99 ea

**1961 Impala - 2 Door Hardtop**

**1961-62 Bel Air - 2 Door Hardtop**

PU61001	1961	black	29.99 ea
PU61002	1961	red	29.99 ea
PU61003	1961	light blue	29.99 ea
PU61006	1961	aqua	29.99 ea
PU61024	1961	saddle	29.99 ea
PU61065	1961	fawn	29.99 ea

**1961 Impala, Bel Air - 4 Door Hardtop**

PU61401	1961	black	29.99 ea
PU61402	1961	red	29.99 ea
PU61403	1961	light blue	29.99 ea
PU61406	1961	aqua	29.99 ea
PU61465	1961	fawn	29.99 ea

**1962-64 Impala - 2 Door Hardtop**

PU62201	1962-64	black	29.99 ea
PU62202	1962	red	29.99 ea
PU63002	1963-64	red	29.99 ea
PU62203	1962-64	light blue	29.99 ea
PU62206	1962-64	aqua	29.99 ea
PU62284	1962-64	saddle	29.99 ea
PU62265	1962-63	dark fawn	29.99 ea
PU64065	1964	light fawn	29.99 ea

**1962 Impala - 4 Door Hardtop**

**1962-64 Impala, Bel Air, Biscayne - 2 or 4 Door Sedan**

PU62401	1962-64	black	29.99 ea
PU62402	1962-64	red	29.99 ea
PU62403	1962-64	light blue	29.99 ea
PU62406	1962-64	aqua	29.99 ea
PU62424	1962-64	saddle	29.99 ea
PU62465	1962-64	fawn	29.99 ea

**1963-64 Impala - 4 Door Hardtop**

PU63401	1963-64	black	29.99 ea
PU63402	1963-64	red	29.99 ea
PU63403	1963-64	light blue	29.99 ea
PU63406	1963-64	aqua	29.99 ea
PU63424	1963-64	saddle	29.99 ea
PU63465	1963	dark fawn	29.99 ea
PU64465	1964	light fawn	29.99 ea

**1965-70 OE Style Rear Seat Shelf**

PUI reproduction rear seat shelf/package tray for 1965-70 Chevrolet full size models. Each rear shelf is die-cut from automotive-grade board that matches the original appearance and fitment. Finished with a leather-like texture, semi-gloss board color, upholstery matching vinyl and 1/2" thick foam padding on the leading edge. Made in USA.

Note: Shipped overize.

PU65006	1965-66	ivory gold	49.99 ea
PU65003	1965-66	medium blue	49.99 ea
PU65007	1965-67	light green	49.99 ea
PU65001	1965-66	black	49.99 ea
PU65002	1965-66	red	49.99 ea
PU65004	1966	bright blue	49.99 ea
PU65006	1965-66	light aqua	49.99 ea
PU65024	1965-66	saddle	49.99 ea
PU65065	1965-66	fawn	49.99 ea

**1965-64 Impala - 2 Door Hardtop**

PUI reproduction rear seat shelf/package tray for 1965-70 Chevrolet full size models. Each rear shelf is die-cut from automotive-grade board that matches the original appearance and fitment. Finished with a leather-like texture, semi-gloss board color, upholstery matching vinyl and 1/2" thick foam padding on the leading edge. Made in USA.

Note: Shipped overize.

PU65001	1965-66	black	49.99 ea
PU65002	1965-66	red	49.99 ea
PU65003	1965-66	light blue	49.99 ea
PU65004	1966	bright blue	49.99 ea
PU65006	1965-66	light aqua	49.99 ea
PU65024	1965-66	saddle	49.99 ea
PU65065	1965-66	fawn	49.99 ea

**1967-68 Impala - 2 Door Hardtop**

Note: Will not fit Impala Custom or Caprice models.

PU67001	1967-68	black	49.99 ea
PU67002	1967-68	red	49.99 ea
PU67003	1967	light blue	49.99 ea
PU67004	1967	bright blue	49.99 ea
PU67005	1967	gold	49.99 ea
PU67006	1967-68	aqua	49.99 ea
PU67008	1968	medium blue	49.99 ea
PU67009	1968	ivy gold	49.99 ea

**1968 Impala Custom - 2 Door Hardtop**

**1968 Caprice - 2 Door Hardtop**

PU67201	1968	black	49.99 ea
PU67202	1968	red	49.99 ea
PU67203	1968	light blue	49.99 ea
PU67206	1968	aqua	49.99 ea
PU67208	1968	medium blue	49.99 ea
PU67209	1968	ivy gold	49.99 ea

**1969-70 Impala - 2 Door Hardtop**

Note: Will not fit Impala Custom or Caprice models.

PU69001	1969-70	black	49.99 ea
PU69002	1969-70	red	49.99 ea
PU69003	1970	light blue	49.99 ea
PU69005	1969	gold	49.99 ea
PU69006	1969-70	aqua	49.99 ea
PU69012	1969-70	dark blue	49.99 ea
PU69013	1969-70	dark green	49.99 ea
PU69042	1969	light green	49.99 ea

**1958-86 OE Style Rear Seat Shelf**

REM reproduction rear seat shelf/package tray for various 1958-86 Chevrolet full size passenger car models. Each rear shelf is die-cut from automotive-grade board that matches the original appearance and fitment. Finished with a leather-like texture, semi-gloss board color, upholstery matching vinyl and 1/2" thick foam padding on the leading edge when applicable. Made in USA.

Note: Shipped overize.

**1958 Bel Air - 2 or 4 Door Hardtop**

PS5005	1958	gold	23.99 ea
PS5008	1958	medium blue	23.99 ea
PS5039S	1958	green	23.99 ea

**1959-60 Impala - 2 Door Hardtop**

PS108S	1959-60	medium blue	32.99 ea
PS139S	1959-60	green	32.99 ea

**1959-60 Impala - 4 Door Hardtop**

PS201S	1959-60	black	32.99 ea
PS202S	1959-60	red	32.99 ea
PS206S	1959-60	aqua/turquoise	32.99 ea
PS208S	1959-60	medium blue	32.99 ea
PS239S	1959-60	green	32.99 ea

**1960-62 Impala - 2 or 4 Door Sedan**

PS201S	1959-60	black	34.99 ea
PS202S	1959-60	red	34.99 ea
PS206S	1959-60	aqua/turquoise	34.99 ea
PS208S	1959-60	medium blue	34.99 ea
PS239S	1959-60	green	34.99 ea

**1961 Impala - 2 Door Hardtop**

**1961-62 Bel Air - 2 Door Hardtop**

PS308S	1961	medium blue	31.99 ea
PS339S	1961	green	31.99 ea
PS365S	1961	fawn	31.99 ea

**1961 Impala - 2 or 4 Door Sedan**

PS401S	1961	black	32.99 ea
PS402S	1961	red	32.99 ea
PS406S	1961	aqua/turquoise	32.99 ea
PS408S	1961	medium blue	32.99 ea
PS439S	1961	green	32.99 ea
PS465S	1961	fawn	32.99 ea

**1962-64 Impala, Bel Air - 2 or 4 Door Sedan**

PS801S	1962-64	black	31.99 ea
PS802S	1962-64	red	31.99 ea
PS805S	1962-64	gold	31.99 ea
PS806S	1962-64	aqua/turquoise	31.99 ea
PS808S	1962-64	medium blue	31.99 ea
PS818S	1962-64	dark saddle	31.99 ea
PS839S	1962-64	fawn	31.99 ea
PS865S	1962-64	green	31.99 ea

**1965-66 Bel Air - 2 or 4 Door Sedan**

PG001S	1965-66	black	32.99 ea
PG002S	1965-66	red	32.99 ea
PG006S	1965-66	aqua/turquoise	32.99 ea
PG008S	1965-66	medium blue	32.99 ea
PG039S	1965-66	green	32.99 ea
PG065S	1965-66	fawn	32.99 ea

INTERIOR COMPONENTS



# Dash Pads



B994102



B994105




## 1959-60 Dash Pad

Reproduction dash pads for 1959-60 Chevrolet full size models. This faithful reproduction is manufactured from molded Polyurethane foam over a steel core and wrapped in the correct grain vinyl for an original appearance.

*Note: Please add two digit color code when ordering.*

B9941 1959-60 specify color ..... 704.99 ea



K1487302 - installed



K1487302



K1487303



K1487306



K1487308



K1487357



K1487365



K1487301

## 1961-62 Dash Pad

Reproduction padded dash for 1961-62 Chevrolet full size models produced using OEM quality materials for an original fit and appearance. Each dash comes in two sections as original. The original grain is applied offering an original appearance. You can now choose from seven original factory colors. Installation hardware not included.

*Note: Shipped oversize.*



Color	Code	Price
red	051	381.99 ea
light blue		381.99 ea
lt. turquoise		381.99 ea
dk. turquoise		381.99 ea
jewel blue		381.99 ea
fawn		381.99 ea
black		381.99 ea



K1487603 - installed



K1487635



## 1963-64 Dash Pad

Reproduction padded dash for 1963-64 Chevrolet full size models. The original grain is applied offering an original appearance. Each dash is manufactured in the correct OEM color materials. Installation hardware not included.

*Note: Shipped oversize.*

Color	Code	Price
black	051	539.99 ea
red		579.99 ea
light blue		579.99 ea
white		579.99 ea
medium blue		579.99 ea
dark blue		579.99 ea
saddle		579.99 ea
aqua		579.99 ea
green		579.99 ea
fawn		579.99 ea
gunmetal gray		579.99 ea



K1487704 - installed



K1487701



## 1965-66 Dash Pad

Reproduction padded dash for 1965-66 Chevrolet full size models. The original grain is applied offering an original appearance. Each dash is manufactured in the correct OEM color materials. Installation hardware not included.

*Note: Shipped oversize.*

Color	Code	Price
black	051	499.99 ea
light blue		524.99 ea
dark blue		524.99 ea
saddle		524.99 ea
aqua		524.99 ea
green		524.99 ea
fawn		524.99 ea
red		524.99 ea
bright blue		524.99 ea
white		524.99 ea



K1487805 - installed



K1487901



K1487902



K1487905



K1487908



K1487940



K1487907



## 1967 Dash Pad

Reproduction padded dash for 1967 Chevrolet full size models. Each dash is manufactured to original OEM specifications allowing an original appearance and fit. Installation hardware not included.

*Note: Shipped oversize.*

Color	Code	Price
black	051	381.99 ea
red		424.99 ea
bright blue		424.99 ea
gold		424.99 ea
blue		424.99 ea
maroon		424.99 ea
turquoise		424.99 ea

## 1967 with Factory Air Conditioning

Color	Code	Price
black	051	381.99 ea
red		424.99 ea
bright blue		424.99 ea
gold		424.99 ea
parchment		424.99 ea
blue		424.99 ea
maroon		424.99 ea
turquoise		424.99 ea

# Dash Protectors and Covers

OEM AUTHORIZED



3935945 - installed



7734038



7734039




7734037



7734034



7734033



8731887



3935945



3935945



black red ivy gold aqua/turq. med. blue

## 1968-70 Dash Pad



Replacement padded dash for 1968-70 Chevrolet full size models. Original mounting clips may be used from your existing padded dash. Each dash is manufactured to original OEM specifications allowing an original appearance and fit. Certain materials may be available in black, but may be dyed the proper color with our OER® interior paint. Installation hardware not included.

Note: Shipped oversize.

### 1968 without Factory Air Conditioning



7734038	1968	black	381.99 ea
7734039	1968	red	424.99 ea
7734037	1968	ivory gold	424.99 ea
7734034	1968	aqua/turquoise	424.99 ea
7734033	1968	medium blue	424.99 ea

### 1968 with Factory Air Conditioning

8731887	1968	black	389.99 ea
---------	------	-------	-----------

### 1969-70 without Factory Air Conditioning

3935945	1969-70	black	389.99 ea
---------	---------	-------	-----------

COVERING



03191T



03192B



03193G



03194R




03196DB



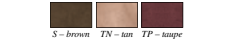
03197MB



B - black BG - beige CH - charcoal DB - dark blue DG - dark grey



G - grey K - oak LB - light blue MB - med. blue R - red



S - brown TN - tan TP - taupe

## 1963-85 Velour Dash Cover



Produced from Velour material. Each cover is contoured to the shape of the dashboard to ensure a protective fit. When your vehicle is in the sun or in extreme cold temperatures, the dash pad can become cracked, warped, or faded. The padded dash protector will eliminate these various problems and keep your original dash looking factory new. Available in popular colors!

Note: Colors supplied may vary slightly from the original. Please add 1 or 2 letter color code when ordering.

1963-64 03191 1963-64 all colors ..... 44.99 ea

1965-67 03192 1965-67 all colors ..... 44.99 ea

1968 03193 1968 all colors ..... 44.99 ea

1969-70 03194 1969 all other colors ..... 44.99 ea

03194 1969-70 med. blue/red ..... 44.99 ea

03195 1969-70 brown ..... 44.99 ea

03195 1970 all other colors ..... 44.99 ea

1971-76 with Far Right Dash Vent 03196 1971-76 all colors ..... 44.99 ea

1971-76 without Far Right Dash Vent 03296 1971-76 all colors ..... 44.99 ea

1977-85 with Center Sensor 03197 1977-85 all colors ..... 44.99 ea

1977-85 without Center Sensor 03297 1977-85 all colors ..... 44.99 ea

COVERING



03198CH



03198B



03198DB




03198G



03198MB



03198R



B - black CH - charcoal DB - dk. blue G - grey



MB - med. blue R - red TP - taupe

## 1994-96 Velour Dash Cover



Produced from Velour material. Each cover is contoured to the shape of the dashboard to ensure a protective fit. When your vehicle is in the sun or in extreme cold temperatures, the dash pad can become cracked, warped, or faded. The padded dash protector will eliminate these various problems and keep your original dash looking factory new. Available in popular colors!

Note: Colors supplied may vary slightly from the original.

03198B 1994-96 black ..... 44.99 ea

03198CH 1994-96 charcoal ..... 44.99 ea

03198DB 1994-96 dark blue ..... 44.99 ea

03198G 1994-96 gray ..... 44.99 ea

03198MB 1994-96 medium blue ..... 44.99 ea

03198R 1994-96 red ..... 44.99 ea

03198TP 1994-96 taupe ..... 44.99 ea



WARNING: Cancer and Reproductive Harm - www.P65Warnings.ca.gov

# Dash Covers



Each custom dash cover will have exact cutouts for all vents and sensors. Let Covercraft help protect your resale value while adding modern style to your vehicle. Even if your dashboard is already cracking, custom-fit dash covers are a great way to hide those unsightly cracks. Each custom dash cover will have exact cutouts for all vents and sensors.



## 1958-70 Original Dash Cover

The Original Carpet DashMat is a tried-and-true favorite over the decades which is why it has a lifetime warranty. Designed to fit the contours of your dashboard perfectly while protecting your factory dashboard from cracking, fading, or deteriorating.


*Note: Please add 2 digit color code when ordering.*

Impala	Year	Price
24900	1958	64.99 ea
111900	1961-62	64.99 ea
110200	1963-64	w/padded dash... 64.99 ea
20300	1964	for metal dashes... 64.99 ea
81300	1965-66	64.99 ea
94800	1967-68	64.99 ea
85700	1969	64.99 ea
24200	1970	64.99 ea

Bel Air	Year	Price
77800	1959-60	64.99 ea
61900	1961-62	64.99 ea

Biscayne	Year	Price
121900	1960	64.99 ea

Caprice	Year	Price
33300	1966	64.99 ea




## 1971-85 Original Dash Cover

The Original Carpet DashMat is a tried-and-true favorite over the decades which is why it has a lifetime warranty. Designed to fit the contours of your dashboard perfectly while protecting your factory dashboard from cracking, fading, or deteriorating.

*Note: Please add 2 digit color code when ordering.*

Impala	Year	Price
27100	1971-75	64.99 ea
26900	1976	64.99 ea
17900	1977-85	w/light sensor... 64.99 ea
17901	1977-85	w/o light sensor... 64.99 ea





## 1991-96 Original Dash Cover

The Original Carpet DashMat is a tried-and-true favorite over the decades which is why it has a lifetime warranty. Designed to fit the contours of your dashboard perfectly while protecting your factory dashboard from cracking, fading, or deteriorating.

*Note: Please add 2 digit color code when ordering.*

Impala	Year	Price
62100	1994-96	64.99 ea

Caprice	Year	Price
48500	1991-93	64.99 ea




## 1958-96 VelourMat Custom Dash Cover

Add a touch of timeless elegance to your dashboards with these custom-fit soft-to-the-touch velour dash covers. Similar to the Original Carpet DashMat, these VelourMats are designed to fit the contours of your dashboard perfectly while protecting your factory dashboard from cracking, fading, or deteriorating.

*Note: \*For models originally equipped with padded dash. Please add 2 digit color code when ordering.*

Impala	Year	Price
7024900	1958	69.99 ea
7111900	1961-62	69.99 ea
7110200*	1963-64	69.99 ea
7081300	1965-66	69.99 ea
7085700	1965-66	69.99 ea
7094800	1967-68	69.99 ea
7024200	1970	69.99 ea
7027100	1971-75	69.99 ea
7026900	1976	69.99 ea
7017900	1977-85	w/light sensor... 69.99 ea
7017901	1977-85	w/o light sensor... 69.99 ea
7062100	1994-96	69.99 ea

Caprice	Year	Price
7033300	1966	69.99 ea
7048300	1991-93	69.99 ea



## 1958-96 Limited Edition Dash Cover

Add a modern look of sophistication to your vehicle while keeping your dashboards protected. Covercraft LTD Edition DashMats feature a new warp-knit polyester fabric style that elegantly goes with today's vehicle interiors. Similar to the Original Carpet DashMat, these LTD Edition DashMats are designed to fit the contours of your dashboard perfectly while protecting your factory dashboard from cracking, fading, or deteriorating.

*Note: \*For models originally equipped with padded dash. Please add 2 digit color code when ordering.*

Impala	Year	Price
6024900	1958	79.99 ea
6111900	1961-62	79.99 ea
6110200*	1963-64	79.99 ea
6081300	1965-66	79.99 ea
6094800	1967-68	79.99 ea
6085700	1969	79.99 ea
6024200	1970	79.99 ea
6027100	1971-75	79.99 ea
6026900	1976	79.99 ea
6017900	1977-85	w/light sensor... 79.99 ea
6017901	1977-85	w/o light sensor... 79.99 ea
6062100	1994-96	79.99 ea

Caprice	Year	Price
6033300	1966	79.99 ea
6048300	1991-93	79.99 ea



## 1958-96 SuedeMat Custom Dash Cover

Everyone loves the rich look and feel of suede. Covercraft Suede dash covers feature a brushed suede look made from a super soft microfiber that mimics suede without any of the pitfalls of genuine suede. Each custom dash cover will have exact cutouts for all vents and sensors.

*Note: \*For models originally equipped with padded dash. Please add 2 digit color code when ordering.*

Impala	Year	Price
8024900	1958	74.99 ea
8111900	1961-62	74.99 ea
8110200	1963-64	74.99 ea
8081300	1965-66	74.99 ea
8094800	1967-68	74.99 ea
8085700	1969	74.99 ea
8024200	1970	74.99 ea
8027100	1971-75	74.99 ea
8026900	1976	74.99 ea
8017900	1977-85	w/light sensor... 74.99 ea
8017901	1977-85	w/o light sensor... 74.99 ea
8062100	1994-96	74.99 ea

Caprice	Year	Price
8033300	1966	74.99 ea
8048300	1991-93	74.99 ea

DASH & CONSOLE COMPONENTS



# Dash Protectors and Covers

**COVERLAY**



PDC60501



PDC60512



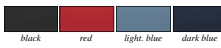
PDC60518



PDC60513



PDC60524



black red light blue dark blue



maroon light saddle dark saddle gray



green med. brown slate gray neutral



dark gray taupe gray med. gray

## 1971-76 ABS Dash Cover



Rejuvenate the interior of your vehicle by eliminating those unsightly cracks or discolored spots on your dash. Install a dash cover to bring new life to your interior again. They are vacuum formed or molded from thick, durable ABS material, and will not crack under extreme hot or cold temperatures. Each will install over your original dash, and will not require any special tools or instrument removal to install.

**Important:** If you don't find your color listed, these dash covers can be painted to match your original interior color using the correct color OER® interior paint.


**Note:** Shipped oversize.

### Vacuum Formed ABS



#### With Center Speaker

PDC60501	1971-76	black	164.99 ea
PDC60502	1971-76	red	164.99 ea
PDC60503	1971-76	light blue	164.99 ea
PDC60512	1971-76	dark blue	164.99 ea
PDC60515	1971-76	maroon	164.99 ea
PDC60517	1971-76	light saddle	164.99 ea
PDC60518	1971-76	dark saddle	164.99 ea
PDC60527	1971-76	gray	164.99 ea
PDC60513	1971-76	green	164.99 ea
PDC60524	1971-76	med. brown	164.99 ea
PDC60525	1971-76	slate gray	164.99 ea
PDC60528	1971-76	neutral	164.99 ea
PDC60547	1971-76	dark gray	164.99 ea
PDC60564	1971-76	taupe gray	164.99 ea
PDC60573	1971-76	med. gray	164.99 ea



center speaker - detail

side speaker - detail



PDC60302



PDC60401



black red light blue dark blue



maroon light saddle dark saddle gray



green med. brown slate gray neutral



dark gray taupe gray med. gray

## 1977-90 ABS Dash Cover



Rejuvenate the interior of your vehicle by eliminating those unsightly cracks or discolored spots on your dash. Install a dash cover to bring new life to your interior again. They are vacuum formed or molded from thick, durable ABS material, and will not crack under extreme hot or cold temperatures. Each will install over your original dash, and will not require any special tools or instrument removal to install.

**Important:** If you don't find your color listed, these dash covers can be painted to match your original interior color using the correct color OER® interior paint.

**Note:** Shipped oversize.

### Vacuum Formed ABS

#### With Center Speaker

PDC60301	1977-90	black	164.99 ea
PDC60302	1977-90	red	164.99 ea
PDC60303	1977-90	light blue	164.99 ea
PDC60312	1977-90	dark blue	164.99 ea
PDC60315	1977-90	maroon	164.99 ea
PDC60317	1977-90	light saddle	164.99 ea
PDC60318	1977-90	dark saddle	164.99 ea
PDC60327	1977-90	gray	164.99 ea
PDC60313	1977-90	green	164.99 ea
PDC60324	1977-90	med. brown	164.99 ea
PDC60325	1977-90	slate gray	164.99 ea
PDC60328	1977-90	neutral	164.99 ea
PDC60347	1977-90	dark gray	164.99 ea
PDC60364	1977-90	taupe gray	164.99 ea
PDC60373	1977-90	med. gray	164.99 ea

#### With Side Speakers

PDC60401	1977-90	black	164.99 ea
PDC60402	1977-90	red	164.99 ea
PDC60403	1977-90	light blue	164.99 ea
PDC60412	1977-90	dark blue	164.99 ea
PDC60415	1977-90	maroon	164.99 ea
PDC60428	1977-90	light saddle	164.99 ea
PDC60418	1977-90	dark saddle	164.99 ea
PDC60427	1977-90	gray	164.99 ea
PDC60413	1977-90	green	164.99 ea
PDC60424	1977-90	med. brown	164.99 ea
PDC60425	1977-90	slate gray	164.99 ea
PDC60428	1977-90	neutral	164.99 ea
PDC60447	1977-90	dark gray	164.99 ea
PDC60464	1977-90	taupe gray	164.99 ea
PDC60473	1977-90	med. gray	164.99 ea

New!



AF0024901



AF0021201



AF0021301



AF0020301

## 1963-94 ABS Dash Caps



Accu-Form dash caps provide a quick, easy, and affordable solution for restoring your vehicles cracked or broken dash to a like new appearance. Molded to match for a perfect fit, easily installs overtop of original dash with the included silicone adhesive.

### Impala

AF0024901	1963-64	.....	149.99 ea
AF0025701	1969-70	.....	129.99 ea
AF0021201	1971-76	center speaker	169.99 ea
AF0021301	1971-76	dual speakers	169.99 ea
AF0020301	1977-85	center speaker	151.99 ea
AF0020301	1977-90	dual speakers	151.99 ea

### Corvair

AF0023101	1977-90	dual speakers	151.99 ea
AF0020301	1977-90	center speaker	151.99 ea



GB500382 - installed



GB000382



GB500382

## 1961-62 Impala SS Dash Grab Handle



Reproduction dash grab handle with Impala SS logo for 1961-62 Impala Super Sport models. Featuring a show quality chrome-plated finish. Includes brackets and mounting hardware. Available in black or red.

GB000382	1961-62	black	297.99 ea
GB500382	1961-62	red	297.99 ea

# Dash Accessories

*Impala*  
A2912



## 1958-62 Dash Emblem

Reproduction dash emblem for 1958-62 Chevrolet Impala models. These chrome-plated-die-cast emblems are manufactured to factory specifications for an authentic fit and original appearance.

A2912 1958 ..... 69.99 ea  
CM2197 1961-62 ..... 44.99 ea

**New!**



## 1962 Impala Dash Panel Fascia

Interior panel trim is one of the most visible areas of your interior, adding or replacing with correct high-quality components is very important. This panel will fit right in and match with other dash fascia trim.

B17196 1962 Impala ..... 140.99 ea

**New!**



## 1963 Impala SS Dash Fascia Aluminum Corner Inserts

Reproduction 1963 Impala SS instrument cluster dash corner aluminum swirl pattern inserts. These inserts can also be used to convert a non-SS dash to a Super Sport, you can use the original non-SS plastic housing and simply adhere the aluminum insert to it. LH and RH.

LO5142 1963 LH and RH ..... 48.99 pr

**New!**



RD2606P



3948563

## 1967-70 Radio Delete Plate

Replacement radio delete plate for 1967-70 Chevrolet Bel Air, Biscayne, Caprice, and Impala models. Injection molded like the OEM, black with chrome accents.

RD2606P 1967 full size ..... 69.99 ea  
3948563 1969-70 full size ..... 69.99 ea



## 1963-64 Steel Instrument Panel

Reproduction stamped steel instrument panel surround for 1963-64 full size Chevrolet models. This steel panel surrounds the instrument cluster and bolts in for easy installation. Measures: 31-1/2" by 8-1/2".

B17128A 1963-64 EDP coated ..... 162.99 ea



## 1963-64 Instrument Cluster Screw Set

Correct screws to mount your instrument cluster for 1963-64 Chevrolet full size models.

B1410 1963-64 all ..... 2.99 set




1958 dot pattern - detail



RM321



RM331



RM341

## 1958 Dash Panel Insert

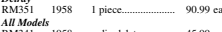
Reproduction dash panel inserts that fit all 1958 full size Chevrolet dashes. This is not just a sticker, it is the actual dot pattern, screen printed directly onto aluminum. This beautiful set includes a quality 3M adhesive backing. These dash inserts are patterned directly from the originals and are laser cut for a perfect fit. For vehicles that came from the factory without a radio, the radio delete plate is available to cover the hole in the dash.

Impala/Bel Air RM321 1958 6 piece ..... 187.99 set

Biscayne RM331 1958 1 piece ..... 71.99 ea

Delray RM351 1958 1 piece ..... 90.99 ea

All Models RM341 1958 radio delete ..... 45.99 ea



C6121



C6122

## 1961-62 Instrument Dash Fascia

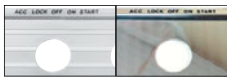
Reproduction instrument dash fascia for 1961-62 Chevrolet full size models. Your instrument panel dash fascia is one of the most important aspects of your interior. Replacing this item is essential when restoring your interior.

C6121 1961 ..... 89.99 ea

C6122 1962 ..... 89.99 ea



B6400SR - Installed



1963 Impala - detail

1964 Impala - detail



1963-64 Impala SS - detail



B6300



B6400S

## 1963-64 Instrument Dash Fascia

Your instrument panel dash fascia is one of the most important aspects of your interior. We offer fascia sets for 1963-64 Impala or Impala SS models. SS models are available in an economical set with engine turned pattern tape inserts or in original engine turned pattern aluminum inserts.


Impala B6300 1963 2 piece ..... 74.99 set  
B6400 1964 2 piece ..... 81.99 set

Impala SS, Engine Turned Tape Inserts B6300S 1963 3 piece ..... 77.99 set  
B6400S 1964 3 piece ..... 77.99 set

Impala SS, Engine Turned Aluminum Inserts B6300SR 1963 3 piece ..... 154.99 set  
B6400SR 1964 3 piece ..... 154.99 set



14061



14062

## 1965-66 Instrument Dash Fascia

Nothing stands out more in your interior than your dash. Replace your faded or scratched dash fascia panel and regain the factory fresh look once again. Available for Impala in brushed aluminum and in woodgrain for Caprice or custom coupes.

**Note:** Sets come in 4 pieces and are available for non-air condition cars only.

14061 1965-66 brushed aluminum ..... 214.99 set

14062 1965-66 woodgrain ..... 244.99 set

# Dash Parts/Printed Circuits



**PAINLESS**

30703

## Under Dash Courtesy Lamp Set

Universal under the dash courtesy lamp set includes: two ABS courtesy lamp housings with lead wires, bulbs, wire connectors and mounting screws. Available with or without single pin style door jamb switches.

30703 with door jamb switches ..... 23.99 set  
30704 without door jamb switches ..... 20.99 set

**New!**

**RON FRANCIS**  
PLAID



## Under Dash Courtesy Lamp

Set contains two lamps under corners of the dashboard. Controlled by turning the headlight switch knob and/or door jamb switches. Special sockets/brackets and bulbs included.

TF900631 ..... 56.99 set

**New!**



## 1963-64 Lower Inner Dash Molding Clip Set

Replacement lower windshield interior garnish molding clip set for all 1963-64 Chevrolet full size passenger car models. These clips have been hand crafted to perfectly secure the garnish molding to the dash.

L13441P 1963-64 7 piece ..... 55.99 set



## 1959-60 Instrument Housing Seal

Correct replacement seal designed to seal the instrument housing to the dash on 1959-60 Chevrolet full size models. Made in USA.

W2078 1959-60 ..... 8.99 ea

## 1958 Tissue Dispenser Emblem

Replace your missing, faded embossed emblem with this reproduction style accessory tissue dispenser emblem for all 1958 Chevrolet full size models.



TF100258 1958 ..... 16.99 ea



CX1889



CX1890



CX1891 - detail



CX1892 - detail

## 1958-67 Tissue Dispenser

Reproduction style accessory tissue dispensers for all 1958-67 models. The tissue dispenser mounts under the dash and includes a pivot joint where it can swivel in and out from the dash.

Tissue Dispenser		
CX1887	1959-60	91.99 ea
CX1888	1961	91.99 ea
CX1889	1962	91.99 ea
CX1890	1963	91.99 ea
CX1891	1964-65	91.99 ea
CX1892	1966-67	91.99 ea

Tissue Refill		
CX1992	1958-67	3.99 ea



A9100302



A9100304

## Instrument Cluster LED Upgrade Set


Replace the stock bulbs in your instrument cluster with direct replacement, super bright LEDs. These LEDs operate 75% cooler than traditional bulbs and bring crisp, vibrant light to your dash. Each 1/2" bulb features 5 light emitting diodes for 360 degree illumination. These dimmable LEDs are available in white, red, green, and blue for bright vibrant gauge illumination. Sets include: 6 LED lamps.

*Note: Please verify that your printed circuit/cluster accepts 1/2" or 3/8" bulb sockets.*

1/2" Bulbs			
A9100301	white	6 piece	59.99 set
A9100302	red	6 piece	59.99 set
A9100303	green	6 piece	59.99 set
A9100304	blue	6 piece	59.99 set

3/8" Bulbs			
A9100307	white	6 piece	59.99 set
A9100308	red	6 piece	59.99 set
A9100309	green	6 piece	59.99 set
A9100310	blue	6 piece	59.99 set



CX1807

WE355



194

168

## Dash Instrument Lamp Sockets & Bulbs

Reproduction of the instrument cluster lamp bayonet style socket for GM dashes. Each socket is manufactured to exact specifications.

**Socket with Bulb**  
CX1807 universal with 194 bulb... 3.49 ea

Sockets Only		
A9100305	universal	socket - 5/8" ... 1.99 ea
WE355	universal	socket - 1/2" ... 2.99 ea
WE356	1958-87	socket - 5/8" ... 5.99 ea

Bulbs Only		
194	2 candle power bulb	1.99 ea
168	3 candle power bulb	1.99 ea

## Universal Lamp Socket and Pigtail

Replacement lamp socket and pigtail for Chevrolet dash applications. Produced in high-quality heat resistant plastic with stamped steel bulb socket and contacts. Common applications: dash gauges, ignition switches and heater control panels. Fits 5/8" mounting hole. For miniature bayonet G3/G4 Bulbs. Sold individually, use as needed.

PT4777 universal ..... 2.99 ea



6293092



898618


## 1966-90 Instrument Cluster Printed Circuit

Reproduction printed circuits for the back of the instrument cluster assembly. Manufactured to exact factory specifications, each printed circuit will replace the original non-functioning circuit allowing your dash instruments and lighting to function properly.

**Important:** \*For vehicles without parking brake warning lamp use 6293021, for vehicles with parking brake warning lamp use 6293021.

6287848	1966	without gauges...	59.99 ea
6292099	1967	without gauges...	69.99 ea
6290318*	1967	with gauges...	69.99 ea
6293020*	1967	with gauges...	69.99 ea
6295091	1968	without gauges...	69.99 ea
6295092	1968	with gauges...	69.99 ea
8989616	1977-79	without gauges...	69.99 ea
8989618	1977-79	with gauges...	69.99 ea
25044906	1980-84	without gauges...	69.99 ea
25044905	1980-84	with gauges...	69.99 ea
25077783	1985-90	without gauges...	69.99 ea
25077748	1985-90	with gauges...	69.99 ea

# Replacement Dash Lenses



## 1958-62 Instrument Lens Set

These lens sets will replace the essential dash lenses on 1958-62 Chevrolet full size models. Each lens is manufactured in quality injection molded clear acrylic plastic to OE specifications and features the correct luminous light green border and lettering. Order the set and save!

1958 set includes lenses for: speedometer, fuel, temperature, clock, transmission indicator illuminator, and odometer.

1959-60 set includes lenses for: speedometer, gasoline, temperature, gear/oil and clock (Westclox or Borg).

Westclox clock has 108° slot, Borg clock has 308° slot.

1961-62 set includes lenses for: speedometer, fuel, temperature and clock (Westclox or Borg).

Check your clock for manufacture brand before ordering.

Note: Each lens is also available separately.

CM2010 1958 GM clock ..... 187.99 set

CM2067 1959-60 Westclox clock 172.99 set

CM2067A 1959-60 Borg clock ..... 186.99 set

CM2099 1961-62 Westclox clock 116.99 set

CM2099A 1961-62 Borg clock ..... 116.99 set


## 1958 Odometer Lens

Reproduction odometer lens for 1958 models.  
CM2016 1958..... 23.99 ea



## 1963-64 Tachometer Face Lens

Reproduction tachometer face lens for 1963-64 models. Manufactured in quality injection molded clear acrylic plastic to OE specifications and features the correct luminous light green border and lettering. Can be used with 6000 or 7000 RPM tachometers.  
CM2240 1963-64..... 41.99 ea



## 1958-66 Speedometer Lens

High-quality reproduction speedometer lens for 1958-66 Chevrolet full size models. Each lens is manufactured in quality injection molded clear acrylic plastic to OE specifications and features the correct luminous light green border and lettering when applicable. This lens will replace your faded original and add that finishing touch to your interior.

CM2011	1958	reproduction.....	69.99 ea
CM2062	1959-60	reproduction.....	62.99 ea
CM2094	1961-62	reproduction.....	42.99 ea
C9084	1963	reproduction.....	59.99 ea
C9085	1964	reproduction.....	59.99 ea
6408851	1965	OER*.....	119.99 ea
CM6601	1966	reproduction.....	98.99 ea



## 1958-62 Fuel Gauge Lens

Reproduction fuel gauge lens for 1958-62 Chevrolet full size models. Each lens is manufactured in quality injection molded clear acrylic plastic to OE specifications and features the correct luminous light green border and lettering.


CM2012	1958	FUEL.....	42.99 ea
CM2066	1959-60	GASOLINE.....	41.99 ea
CM2095	1961-62	FUEL.....	42.99 ea



## 1958-62 Temperature Lens

Reproduction temperature gauge lens for 1958-62 Chevrolet full size models. Each lens is manufactured in quality injection molded clear acrylic plastic to OE specifications and features the correct luminous light green border and lettering.

CM2013	1958.....	42.99 ea
CM2064	1959-60.....	41.99 ea
CM2096	1961-62.....	42.99 ea



## 1958-62 Clock Lens

Reproduction clock lens for 1958-62 Chevrolet full size models. Each lens is manufactured in quality injection molded clear acrylic plastic to factory specifications and features the correct luminous light green border and lettering.

Note: \*Check the back side of your clock for manufacture brand before ordering.

CM2014	1958	GM.....	42.99 ea
CM2063*	1959-60	Westclox.....	41.99 ea
CM2063A*	1959-60	Borg.....	44.99 ea
CM2097*	1961-62	Westclox.....	42.99 ea
CM2097A*	1961-62	Borg.....	42.99 ea

# Column Shift Lenses



## 1959-60 Generator/Oil Lens ⚠

Reproduction generator/oil gauge lens for 1959-60 Chevrolet full size models. Each lens is manufactured in quality injection molded clear acrylic plastic to OE specifications and features the correct luminous light green border and lettering.

CM2065 1959-60 ..... 41.99 ea

**New!**

**NEW**



IN12873P



IN12874P



IN12875P



IN12876P

## 1965 Impala and Bel Air Gauge Lens ⚠

OE® replacement vacuum gauge or tachometer dash pod lens. These lenses will fit 1965 Chevrolet Impala and Bel Air models. Sold individually.

IN12873P 1965 vacuum gauge ..... 29.99 ea  
 IN12874P 1965 fuel, oil, temp, amp ..... 29.99 ea  
 IN12875P 1965 fuel, gen, oil, hot/cold ..... 29.99 ea  
 IN12876P 1965 ..... 29.99 ea



## 1958 Trans. Indicator Illuminator ⚠

Reproduction transmission indicator illuminator for 1958 models. Excellent reproduction of this one-of-a-kind lens designed to replace the original worn out, cracked or missing lens. Manufactured in the USA!

CM2015 1958 ..... 23.99 ea



B1191



CX1885

## 1963-64 Column Shift Lens Housing ⚠

This is a column shift indicator lens housing used on a Powerglide transmission. The chrome indicator lens housing mounts on the steering column.

B1191 1963 ..... 13.99 ea  
 CX1885 1964 ..... 12.99 ea

**NEW**



## 1964 Instrument Cluster Lens Plug ⚠

Instrument cluster lens clock stem hole plug used on 1964 full size models without a dash clock. Injection molded ABS plastic with chrome face as original.

6406757 1964 ..... 9.99 ea



## 1968 Instrument Cluster Ground Wire ⚠

Ground wire for instrument cluster on 1968 models. Ground wire runs from back of instrument cluster and connects to pedal bracket assembly.

NV20460 1968 ..... 16.99 ea



S138 - installed



CM2017



CM2018



CM2068



CM2069



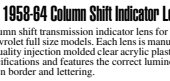
CM2098



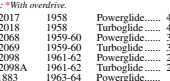
CM2098A



CX1883



S138



S139

## 1958-64 Column Shift Indicator Lens ⚠

Column shift transmission indicator lens for 1958-64 Chevrolet full size models. Each lens is manufactured in quality injection molded clear acrylic plastic to OE specifications and features the correct luminous light green border and lettering.

*Note: \*With overdrive.*

CM2017	1958	Powerglide.....	42.99 ea
CM2018	1958	Turboglide.....	42.99 ea
CM2068	1959-60	Powerglide.....	32.99 ea
CM2069	1959-60	Turboglide.....	32.99 ea
CM2098	1961-62	Powerglide.....	29.99 ea
CM2098A	1961-62	Turboglide.....	29.99 ea
CX1883	1963-64	Powerglide.....	9.99 ea
S138	1964	TH350.....	27.99 ea
S138	1964	TH400.....	27.99 ea
S139*	1964	4-speed AT.....	27.99 ea

# Full Size Instruments


OER RESTORATION



1586467 - installed



1586167 - front



1586167 - back

## 1958 Speedometer



OER® reproduction speedometer assembly for 1958 Chevrolet full size models, including Impala, Bel Air, and Biscayne. Manufactured to factory specifications. Features the correct stamped faceplate, original style markings, OIL and GEN red warning light lenses. Bow Tie high beam indicator cutout, odometer assembly and needle. Each gauge is correctly calibrated and ready-to-install.

1586167 1958..... 274.99 ea

OER



6406165



6408481

## 1963-64 Speedometer




Replace the non-functioning original speedometer in your 1963-64 Chevrolet full size. Correct in every detail, these speedometers are manufactured to factory specifications. Features original style markings, warning light indicators, turn signal indicators (1963), odometer assembly, and needle. Correctly calibrated and ready-to-install right out of the box.

6406165 1963..... 289.99 ea  
6408481 1964..... 289.99 ea

OER



6408852 - front



6408852 - back



6456802 - detail



6456802

## 1965-66 Speedometer



Replace the non-functioning original speedometer in your 1965-66 full size models with these. Correct in every detail, these speedometers are manufactured to factory specifications. Features original style markings, warning light indicators, turn signal indicators, odometer assembly and needle. Correctly calibrated and ready-to-install right out of the box.

6408852 1965..... 289.99 ea  
6456802 1966..... 289.99 ea



## 1958 Fuel Gauge



Reproduction of the fuel gauge originally installed on 1958 Chevrolet full size models. Authentic in every detail, each reproduction gauge features the correct markings and is correctly calibrated and ready-to-install.

AC4111 1958..... 115.99 ea

OER



5644392



5644869

## 1963-64 Fuel Gauge



Reproduction of the fuel gauge originally installed on 1963-64 Chevrolet full size models. Authentic in every detail, each reproduction gauge features the correct markings and is correctly calibrated and ready-to-install.

5644392 1963..... 159.99 ea  
5644869 1964..... 159.99 ea

OER



6430118



6430461

## 1965-66 Fuel Gauge



Reproduction of the fuel gauge originally installed on 1965-66 Chevrolet full size models. Authentic in every detail, each reproduction gauge features the correct markings and is correctly calibrated and ready-to-install.

Note: 1965 fuel gauge features correct warning light indicator lenses for HOT, COLD, GEN, and Oil

6430118 1965..... 159.99 ea  
6430461 1966..... 169.99 ea



## 1958 Temperature Gauge



Reproduction temperature gauge originally installed on 1958 Chevrolet full size models. Each reproduction gauge features the correct markings and is correctly calibrated and ready-to-install.

AC4110 1958..... 109.99 ea

# Full Size Instruments



AC4103



3814155



382525



3861410



3877204

## 1958-66 In-Dash Clock

High-quality reproduction dash clock for 1958-66 Chevrolet full size models. Manufactured with quartz movement for accuracy. Cosmetically correct once installed, and features the correct color face and lettering.

Note: \*All models except Super Sport.

Reproduction	
AC4103	1958..... 167.99 ea
OER® Reproduction	
3814155	1961-62..... 239.99 ea
38252525	1963..... 219.99 ea
3843693	1964..... 209.99 ea
3861410	1965..... 239.99 ea
3877204*	1966..... 269.99 ea

OER

OER

## 1963-76 Dash Clock/Tripmeter Reset Knobs

Replacement dash clock knobs for 1963-76 full size models. These knobs may differ slightly in design, but will fit and function as original. Includes: 2 knobs and retaining nut.

14053344	1963-76..... 10.99 set
----------	------------------------



6000 RPM - detail

7000 RPM - detail



14040



14041



3775180

## 1963-64 Tachometer and Housing

Reproduction tachometer assembly for 1963-64 Chevrolet full size models. This high-quality reproduction features a beautiful satin black housing and comes complete with the correct wire harness and the dash seal. Available in both 6000 RPM or 7000 RPM.

14040	1963-64	6000 RPM..... 281.99 ea
14041	1963-64	7000 RPM..... 292.99 ea
3775180	1963-64	replacement seal 9.99 ea



## Dixco Style Hood Tachometer

These Dixco style 8000 RPM tachometers were installed by builders for super car vehicles such as Yenko, Baldwin Motion, and Big Daddy Garfitts. Fits all vehicles. This tachometer works with factory points and GM HEI distributors.

Note: Tachometer adapter required for aftermarket ignitions.

A9100101	all..... 199.99 ea
----------	--------------------



## Universal Tachometer Filter

Eliminate tach signal noise and surges caused by your ignition system with this compact and easy-to-install tachometer filter. This filter installs between the tachometer and the signal source and modifies the signal for steady readings and faster response. This tachometer filter can be used as a direct replacement for 1975-89 GM vehicles. Includes instructions.

Important: Recommended for vehicles running an HEI ignition with a tachometer designed for points style ignitions.

MG019219	universal..... 39.99 ea
----------	-------------------------



## Distributorless Tach Adapter

This tach adapter is designed to adapt a standard ignition tachometer. Pro Shift light, or RPM activated module to be used with distributorless ignition systems.

AM9117	tach adapter..... 129.99 ea
--------	-----------------------------



A6119057

A6119059




A6119058

## GM Accessory Compass

Reproduction GM accessory compass for full size Chevrolet models.

A6119057	1958-64	white..... 299.99 ea
A6119059	1958-64	black..... 299.99 ea
A6119058	1958-72	black..... 51.99 ea


# Speedometer Cables



## 1958-90 Thread-On Speedometer Cable

Reproduction thread-on speedometer cables for 1958-90 full size models. These replacement speedometer cables are manufactured as original.

Thread-On	Year	Length	Price
TF100326	1958-61	70"	13.99 ea
CX1017	1958-68	70"	21.99 ea
6478175	1958-68	57"	38.99 ea
6478128	1962-69	73"	29.99 ea
6478125	1962-69	55"	29.99 ea
6478125	1982-90	55"	29.99 ea



## 1969-84 Push-On Speedometer Cable

Reproduction push-on speedometer cables for 1969-84 full size models. These replacement speedometer cables are manufactured as original.

Push-On	Year	Length	Price
6477547	1969	62"	38.99 ea
6478171	1969-70	46"	38.99 ea
6478176	1969-84	69"	29.99 ea
6478171	1976	46"	38.99 ea



## 1969-70, 1976 Speedometer Cable

Genuine ACDelco replacement speedometer cables. Originality in all aspects of your restoration is important. Why replace your original cables with aftermarket generic cables that may or may not fit your application when the OE style cables are available.

46" Clip-On	Year	Speedometer	Price
G8110	1969-70	3-speed	56.99 ea
G8110	1976	M38 AT - upper...	56.99 ea



## "U-Cut-To-Fit" Speedometer Cable

High-quality speedometer cables feature machined aluminum fittings and a premium housing with a specially extruded liner to extend the life of the cable. These cut-to-fit 7' speedometer cables are designed to work with factory speedometers with a 5/8"-18 male thread, or any cable driven aftermarket speedometers such as AutoMeter, Stewart Warner, or VDO. The transmission end is designed to fit most transmission driven gear adaptors (not included), and the inner cable and outer housing of these cables can be cut-to-fit most GM transmissions.

SP1501	stainless steel housing	205.99 ea
SP1500	black housing	129.99 ea



## 1964-81 Speedometer Cable Retainer Set

Reproduction speedometer cable retainer and bolt set for 1964-81 full size models. This high quality hardware set features the original style retainer with electrolytic yellow zinc finish and the retaining bolt with the correct silver zinc finish.

G4694K	1964-76	SAE - 2 piece	6.99 set
G7083K	1977-81	metric - 2 piece	6.99 set

Most M38 and M40 Transmissions - Y-Shaped			
G5363K	1972-79	2 piece	6.99 set

## 1958-59 Full Size Speedometer Grommet

Reproduction speedometer firewall grommets for 1958-59 models. Used to guide the speedometer cable through the firewall for protection. Made from a soft durable rubber.

TF300217	1958-59	2 piece	5.99 ea
----------	---------	---------	---------

## 1961-64 Speedometer Cable Grommet

Reproduction of the speedometer grommet that seals the hole where the speedometer cable passes through the firewall. Manufactured to factory specifications from injection molded EPDM rubber. This grommet is 2" o.d. With a 7/16" center hole.

3786368	1961-64	1 piece	8.99 ea
---------	---------	---------	---------

## 1965-68 Speedometer Cable Grommet

OER's reproduction firewall grommet installed where the speedometer cable runs through the firewall on 1965-68 Impala models. Manufactured to factory specifications from injection molded EPDM rubber and features the correct steel insert with three mounting tabs. Measures: 1-1/2" o.d. with a 5/16" center hole.

3792008	1965-68	1 piece	4.69 ea
---------	---------	---------	---------



## Speedometer Sending Unit

Speedometer sending unit for use with all AutoMeter electric speedometers. This unit is not included with the gauge packages and must be purchased separately.

AMS291	sending unit	134.99 ea
--------	--------------	-----------



## Electric Speedometer Sending Unit

Electric speedometer sending unit for electric, analog speedometers. Features: 16 pulse/rev output, Half-effect, 0.104" driver key, and quick disconnect/cable wire harness included.

**Note:** Will not work on Muncie transmissions. Will not work with mechanical speedometers.

2001000	universal	69.99 ea
---------	-----------	----------



## Speed Sensor

A speed sensor is an electrical device that can sense the rotational speed of a shaft or member and transmit this information to another device, such as a readout. Sensor is 7/8"-18 thread.

60117	late FTI & early LT1 - 4 pulse	159.99 ea
-------	--------------------------------	-----------





# Speedometer Gears



## Cable-X Speedometer Drive Converter

The Cable-X is the easy, cost efficient way to operate your stock mechanical speedometer with a transmission equipped with vehicle speed sensor for an electronic speedometer. This universal adapter will pickup the electronic speedometer signal and operate the cable driven speedometer to the corresponding speed. It's a snap to install with only three wires: hot, ground, and signal. The Cable-X is a one-of-a-kind solution to your speedometer drive problem.

1860S with snap-on cable ..... 459.99 ea  
1860T with thread-on cable ..... 459.99 ea

New!



## GPS Speedometer Sender

New Vintage USA GPS speedometer senders are compact units that mount virtually anywhere and deliver a steady, smooth signal to any electronic programmable speedometers. So, if you need an easy way to pickup your speed signal, or have a transmission without a built-in VSS or cable output, a New Vintage USA's GPS Speedometer Sender may be just the part you're looking for.

NV42181 universal ..... 154.99 ea




## Sky Drive GPS Speedometer Sender

Drive your speedometer accurately and reliably with the Sky Drive GPS Speedometer sender. This device quickly calibrates and accurately drives any electronic programmable speedometer. The Sky Drive updates 10 times per second without any transmission signals, pulse generators or signal converters and features an omnidirectional antenna that can be mounted virtually anywhere and in any position. No more guessing or recalibrating due to tire or gear changes, this unit requires a one time setup and you're done.

280667 GPS speedometer sender ..... 162.99 ea

## 1969-84 Speedometer Cable Retainer Clip

Reproduction of the speedometer cable retainer clip for 1969-84 models. This metal clip secures the speedometer cable to the back of the speedometer. 

6491006 1969-84 ..... 6.99 ea



## 1958-60 Speedometer Driven Gear

These speedometer driven gears are identified by tooth count and color specifically for 1958-60 vehicle models with matching model year transmissions. They can be used to calibrate the speedometer when changing axle ratios, tire sizes or as a replacement for a worn gear.

Note: \*With overdrive. \*\*Without overdrive.

### Automatic Transmission

3708246 1958-60 20 teeth blue ..... 12.99 ea  
3756762 1959-60 18 teeth brown ..... 12.99 ea

### 3-Speed Manual Transmission

3708142\*\* 1958-60 21 teeth red ..... 12.99 ea  
3708400\* 1959-60 25 teeth natural ..... 12.99 ea

### 4-Speed Manual Transmission

3708699 1958-60 22 teeth green ..... 12.99 ea



## Speedometer Driven Gear

These speedometer driven gears are identified by both tooth count and color. Replace your worn out or damaged original gear, or use a different gear for speedometer correction when changing gear axle ratios and tire sizes.

G8796	18 tooth	brown	8.99 ea
G8797	19 tooth	natural	8.99 ea
G8096	20 tooth	blue	11.99 ea
G8095	21 tooth	red	9.99 ea
G8097	22 tooth	green	10.99 ea
G8798	22 tooth	silver	7.99 ea
3860346	23 tooth	black	26.99 ea
G8100	24 tooth	yellow	8.99 ea
9774413	34 tooth	light green	35.99 ea
1359270	36 tooth	white	31.99 ea
1359271	37 tooth	red	31.99 ea
1359272	38 tooth	blue	27.99 ea
1359273	39 tooth	brown	32.99 ea
1362048	40 tooth	black	34.99 ea
1362049	42 tooth	green	33.99 ea
1362196	43 tooth	purple	37.99 ea
9780470	44 tooth	dark gray	27.99 ea
9775187	45 tooth	light green	27.99 ea

## 1968-79 Speedometer Drive Gear Clip

For use with manual or automatic transmissions. 

G7612 1968-79 ..... 9.99 ea



## 200-4R Speedometer Drive Gear

The drive gear is part of the governor assembly, which is located inside the transmission oil pan. The gear can be replaced separately by removing the retainer clip on the governor shaft. The 10 tooth is for the lower gears (ie. 4.23 ratio). The 12 tooth is for the higher gears (ie. 3.23 ratio).

GN111320	26 tooth	brown	24.99 ea
GN111321	27 tooth	black	24.99 ea
GN111322	28 tooth	yellow	24.99 ea
GN111323	29 tooth	green	19.99 ea
GN111324	30 tooth	blue	24.99 ea
GN111325	31 tooth	white	24.99 ea
GN111326	10 tooth	green	72.99 ea
GN111327	12 tooth	red	72.99 ea

New!



## 200-4R Billet Speedometer Gear Housing

This speedometer gear housing is made from billet aluminum and includes 2 new seals. This is superior in strength and durability to the stock cast aluminum housing.

GN111328 200-4R ..... 59.99 ea



## Speedometer Gear Housing

Reproduction speedometer gear housings for Powerglide, TH350 and TH400 transmissions. Each housing is manufactured as original in either steel or aluminum. Includes the speedometer gear shaft seals. **Important:** Please verify speedometer gear housing diameter prior to ordering.

### PG/TH350 Transmission

7/8" Diameter Speedo Gear Housing  
A8175204 18-23 teeth steel ..... 27.99 ea

### TH350 Transmission

2" Diameter Speedo Gear Housing  
A8175200 36-39 teeth aluminum ..... 39.99 ea  
A8175201 40-45 teeth aluminum ..... 39.99 ea

### TH400 Transmission

2" Diameter Speedo Gear Housing  
A8175202 36-39 teeth aluminum ..... 39.99 ea  
A8175203 40-43 teeth aluminum ..... 41.99 ea

New!

NEW



## 1967 Speed Warning Control Cable

Reproduction control cable for all 1967 full size models with the desirable and highly sought after RPO code U15 (Speed Warning Indicator).

6454841 1967 ..... 29.99 ea



WARNING: Cancer and Reproductive Harm - www.P63Warnings.gov

DASH & CONSOLE COMPONENTS

# Digital Gauges



• Instrument bezel not included



TD1005 - shown installed




TD1006



TD1008 - shown installed



TD1008 - shown installed



Over 30 independent RGB color options



## 1959-64 Impala RTX Cluster

Update your 1959-64 Impala with the Dakota Digital RTX instrument cluster. RTX gauges retain that stock look without sacrificing late-model features. This cluster features a 120 MPH speedometer, tachometer, oil pressure, water temperature, fuel level, and voltmeter gauges. A full color TFT message center, and 30 color LED lighting choice make gauges easy to read. Sensors for water temperature, oil pressure, and a cable driven speed sensor are included.

*Notes: Bezel not included.*

TD1005	1959-60	1562.99 ea
TD1006	1961-62	1562.99 ea
TD1007	1963	1562.99 ea
TD1008	1964	1562.99 ea



## Panel Assembly Light Dimming Switch

Enhance your digital dash panel display by adding this light dimmer to adjust the dimming feature built into your instrument system for night time driving. This aluminum knob and bezel works only with the Dakota Digital Instrument Systems on the previous page, and will not dim the Odyssey or SolariX gauges on this page. Stock dimming switches will not work with Dakota Digital Instrument Systems.

DD1045	35.99 ea
--------	----------



• Instrument bezel not included



DD800B



DD591B - shown installed




DD804R - shown installed



DD806B - shown installed



DD806B - shown installed



DD806B - shown installed



blue, red, or white backlight illumination



## 1958-64 VHX Gauge System

Dakota Digital's new VHX instrumentation system will modernize your ride with the latest technology and styling. Featuring fully lit needles, blacked faces, and easy-to-read LCD message centers, the VHX series is a far cry from yesterday's traditional instrumentation. These gauge systems mount directly to the stock dash housing for simple installation. VHX series gauges are loaded with features not often offered by competing systems, including micro-controlled precision stepper motors, solid state sensors for unparalleled accuracy and user customizable display feedback, all supported by an unrivaled limited lifetime warranty which has become the standard for Dakota Digital instrumentation systems. Available in silver or black alloy style, or carbon fiber style, with either blue, red, or white numeration, and back lighting.

*Important: Please specify gauge illumination color when ordering: "B" for blue, "R" for red, or "W" for white.*

*Note: Bezels shown for illustration purposes only, instrument bezel not included. Carbon fiber style available in blue or red, not available for all years.*

DD800	1958	silver alloy	926.99 set
DD801	1958	black alloy	926.99 set
DD591	1958-60	carbon fiber	878.99 set
DD592	1958-60	silver alloy	878.99 set
DD593	1958-60	black alloy	878.99 set
DD804	1961-62	carbon fiber	878.99 set
DD805	1961-62	silver alloy	878.99 set
DD802	1961-62	black alloy	878.99 set
DD805	1963-64	carbon fiber	878.99 set
DD806	1963-64	silver alloy	878.99 set
DD807	1963-64	black alloy	878.99 set



• Instrument bezel not included



DD2065R



DD2070W



DD2072B



DD2074B



DD2074B



blue, red, or white backlight illumination



## 1985-90 VHX Gauge System

Dakota Digital's new VHX instrumentation system. See 1958-64 listings for product details.

*Important: Please specify gauge illumination color when ordering: "B" for blue, "R" for red, or "W" for white.*

*Note: Bezels shown for illustration purposes only, instrument bezel not included.*

DD2065	1965	silver alloy	926.99 set
DD2066	1965	black alloy	926.99 set
DD2067	1966	silver alloy	926.99 set
DD2068	1966	black alloy	926.99 set
DD2069	1967	silver alloy	926.99 set
DD2070	1967	black alloy	926.99 set
DD2071	1968	silver alloy	926.99 set
DD2072	1968	black alloy	926.99 set
DD2073	1969-70	silver alloy	926.99 set
DD2074	1969-70	black alloy	926.99 set
DD2075	1971-76	silver alloy	926.99 set
DD2076	1971-76	black alloy	926.99 set
DD2077	1977-90	silver alloy	926.99 set
DD2078	1977-90	black alloy	926.99 set



## 1988-96 OBD-II Interface Module

This OBD-II/CAN Interface allows you to plug directly into the engine diagnostic port, extracting engine data from the OBD-II computer (ECU) and porting it into your Dakota Digital gauge cluster. This module will output the following information to Dakota Digital Instrument Systems: speed, tachometer, engine temp, intake air temp (if data is available), transmission temp (if data is available), ambient air temp (if data is available), gear position (if data is available), and oil pressure.

DDBIM011	1988-96	118.99 ea
----------	---------	-----------

# Digital Gauges

- Instrument bezel not included



DD1017B  
 aluminum fascia shown for illustration purposes only



DD1018B

custom aluminum fascia included



DD1021B



## 1958-90 Digital VFD Gauge System

These vacuum fluorescent digital conversion sets include blue digital display gauges for oil pressure, water temperature, fuel level, Volts charging as well as a speedometer, odometer, and tachometer. All sets are backed by a manufacturers limited lifetime warranty. Designed to install directly into your original dash bezel for a complete and easy installation.

**Important:** 1961-62 sets include custom aluminum dash panel.  
**Note:** Does not include bezel. Fits original dash.

### 1958-60 Digital Gauges

DD1017B	1958	788.99 ea
DD1018B	1959-60	736.99 ea

### 1961-62 Digital Gauges

This set is available in your choice of with or without ashtray cutout. When ordered without ashtray cutout, the cigarette lighter hole will also be deleted. The aluminum panel is also available in your choice of three different radio configurations, either with cutouts for an original radio (OE), for an aftermarket stereo (DIN cutout: 7-3/16" x 2-1/8") or for no radio cutout at all.

**With Ashtray**

DD1019B	no radio hole	788.99 ea
DD1020B	DIN radio hole	788.99 ea
DD1021B	OE style radio hole	788.99 ea

**Without Ashtray, No Radio Hole**

DD1022B	no radio hole	788.99 ea
DD1023B	DIN radio hole	788.99 ea
DD1024B	OE style radio hole	788.99 ea

### 1963-64 Digital Gauges

Available in your choice of with or without a clock.

**With Clock**

DD1025CB	green	788.99 ea
DD1025CC	green	788.99 ea

**Without Clock**

DD1025B		788.99 ea
---------	--	-----------

### 1965-68 Digital Gauges

**Without Clock**

DD1048B	1965	standard	788.99 ea
DD1048M	1965	metric	788.99 ea

**With Clock**

DD1027B	1966		807.99 ea
DD1028B	1967		807.99 ea
DD1029B	1968		807.99 ea

### 1968-70 Digital Gauges

Available with a clock and/or outside air temp reading.

**With Clock/Outside Temp**

DD1030CB	1969-70	851.99 ea
----------	---------	-----------

**Without Clock/Outside Temp**

DD1030B	1969-70	807.99 ea
---------	---------	-----------

### 1971-90 Digital Gauges

DD1031B	1971-76	807.99 ea
DD1049B	1977-90	807.99 ea

- Instrument bezel not included



DD15901B



DD15911A



DD15921A



DD16041B



Over 30 independent RGB color options

- Over 30 independent RGB color options
- 12 preset color theme options or build your own
- Wide angle color TFT LCD Message Center(s)
- Independent day/night color selections
- Illuminated needles and LED backlighting
- "Ghosted" indicators (Turn signals, high beam check engine, cruise control engaged, parking brake, plus two that are user defined) appear only when lit.
- Bluetooth connection to tablet/smart phone. Easy to use app allows for quick setup, and diagnosis
- Available for iPhone and Android systems.

## 1959-76 HDX-Series Gauge Set

The new HDX series gauge sets from Dakota Digital brings you the best in modern instrumentation, rivaling what's offered in today's modern vehicles. Each HDX system is fully customizable, allowing you to personalize your instrument panel. Each direct-fit gauge package incorporates a speedometer, tachometer, fuel level, Volts, oil pressure, and coolant temperature gauges, along with a digital message center. The gauges are integrated into your vehicle's systems using the supplied central control box. Includes necessary sensors. Gauge faces offered in black alloy or silver alloy and are available with either standard (MPH & Fahrenheit) or metric (KM/H & Celsius) displays.

**Important:** Gauge bezel not included. Metric display (KM/H and Celsius) gauge sets are custom built by Dakota Digital, and may require a 3-5 week build time.

### HDX Gauge Sets

**Note:** Please specify option codes when ordering:  
 1 = standard (MPH & Fahrenheit); 2 = metric (KM/H and Celsius) and then specify either: A = silver alloy gauge face, or B = black alloy gauge face.

**Example:** DD15901A = 1959-60 with standard display and silver alloy gauge face.

DD1590	1959-60	specify options	1467.99 set
DD1591	1961-62	specify options	1467.99 set
DD1592	1963-64	specify options	1467.99 set
DD1604	1971-76	specify options	1467.99 set

- Instrument bezel not included



DD1208G - shown installed



DD1211B - shown installed



B = blue G = green R = red T = teal W = white

- 255 MPH Speedometer with Odometer
- 0-60 time, 1/4 mile ET, and Top Speed Recall
- 9900 RPM Tachometer
- 18-255 Degree Temperature Gauge
- 0-99 psi Oil Pressure Gauge
- 7.0 - 25.5 Volt Voltmeter
- 0-99% Fuel Gauge

## 1968-90 Digital Gauge Cluster

Looking to get a fresh, modern look for your gauge panel? The Intellitronix digital dash gives your vehicle the precision of digital readouts under the elegance of a smoked gauge lens. Dash bezel not included. Made in USA.

**Note:** When ordering, please add the correct suffix:  
 "B" for blue, "G" for green, "R" for red, "T" for teal or "W" for white.

### 1968 Chevrolet Full Size

Each set includes a printed circuit board and smoked faceplate, along with sending units for the speedometer, oil pressure, and coolant temperature. This set also works with your factory fuel level sending unit. Features one button calibration regardless of tire size, gear ratio or transmission, along with 0-60 time, 1/4 mile ET and high speed recall, all with the push of a button.

DP1205	1968	blue	459.99 ea
DP1208	1968	all other colors	459.99 ea

### 1972-90 Impala/Caprice

This direct-fit digital gauge cluster works with your factory fuel, oil pressure, and cruise control sending units and includes a printed circuit board, smoked Plexiglas lens, temperature sending unit, a speedometer sender (for models without electronic transmission), and instructions.

DP1211	1977-90		469.99 set
--------	---------	--	------------



### Digital Clock Instrument

Odyssey digital clock incorporates a 12 hour AM/PM format, ambient temperature display, and either an 8 point compass or a day/date display. Features night dimming and label illumination behind a non-glare, high contrast lens. Measures: 2-1/16" diameter x 1-1/2" housing x 2-3/8" deep (including mounting studs). Sensors included, 24-month limited warranty.

**Note:** Special order. Must be prepaid, non-returnable.

Odyssey Solarix with Blue Illumination		
DD1042X	black bezel	186.99 ea



WARNING: Cancer and Reproductive Harm - www.P63Warnings.ca.gov

# Performance Instruments



CLASSIC INSTRUMENTS  
 CH59001  
 CH59005  
 CH59009  
 CH59012  
 CH59013

## 1959-60 Direct-Fit 5 Gauge Set

1959-60 full size Chevy package 4-5/8" speedometer and 2-1/8" fuel (0-30 OHM), oil, temp, Volt with stainless low step bezel. Includes red LED high beam and green turn signal indicators mounted in face of speedometer.

### Standard Speedometer

CH59001	1959-60	All Amer. Nickel	1026.99 set
CH59002	1959-60	All Amer. Tradition	1026.99 set
CH59003	1959-60	All Amer. White	1026.99 set
CH59004	1959-60	Auto/Cross gray	1026.99 set
CH59005	1959-60	Auto/Cross yellow	1026.99 set
CH59006	1959-60	Classic white.....	846.99 set
CH59007	1959-60	G-Stock.....	846.99 set
CH59008	1959-60	Hot Rod black.....	846.99 set
CH59009	1959-60	Nostalgia VT.....	1054.99 set
CH59010	1959-60	Silver Gray.....	846.99 set
CH59012	1959-60	V8 Red Steele.....	1054.99 set
CH59013	1959-60	Velocity black.....	854.99 set
CH59014	1959-60	Velocity white.....	854.99 set
CH59015	1959-60	Vintage.....	846.99 set
CH59016	1959-60	White Hot.....	846.99 set
CH59017	1959-60	Traditional.....	846.99 set

### Speedtachular Speedometer

CH59101	1959-60	All Amer. Nickel	1236.99 set
CH59102	1959-60	All Amer. Tradition	1236.99 set
CH59103	1959-60	All Amer. White	1236.99 set
CH59104	1959-60	Auto/Cross gray	1236.99 set
CH59105	1959-60	Auto/Cross yellow	1236.99 set
CH59106	1959-60	Classic white.....	1092.99 set
CH59107	1959-60	G-Stock.....	1092.99 set
CH59108	1959-60	Hot Rod black.....	1092.99 set
CH59109	1959-60	Nostalgia VT.....	1311.99 set
CH59110	1959-60	Silver Gray.....	1092.99 set
CH59112	1959-60	V8 Red Steele.....	1311.99 set
CH59113	1959-60	Velocity black.....	1120.99 set
CH59114	1959-60	Velocity white.....	1120.99 set
CH59115	1959-60	Vintage.....	1092.99 set
CH59116	1959-60	White Hot.....	1092.99 set
CH59117	1959-60	Traditional.....	1092.99 set

## LSX Temperature Sender

This sender allows the use of a Classic Instruments temperature gauges in vehicles equipped with an LSX series engine.



SN12MM	LSX	36.99 ea
--------	-----	----------



BG281545 - Traditional Series - shown installed  
 American Nickel BG280651  
 American Tradition BG280652  
 All American BG280653  
 Classic White BG281651  
 G-Stock Series BG281652  
 Hot Rod Series BG281653  
 SG Series BG281545  
 Vintage Series BG281656  
 White Hot Series BG281657

## 1959-60 Dash Gauge Kit

Want to update your gauge cluster with modern instrumentation, but keep an original vintage look? Classic Instruments 5" gauges are the answer! Featuring OE style trim rings and attaching hardware, these gauges will update your full size Chevy without looking out of place. Designed to fit the original dash in your 1959-60 Chevy full size, each gauge kit comes complete with an electronic 140 MPH speedometer, fuel, temp, Volt and oil gauges and polished stainless bezels. Available with the SpeedTachular 8000 RPM combination speedometer and tachometer. Includes all necessary mounting hardware and sending units. Your choice of ten beautiful face styles. Made in the USA. Includes 2400/1-330 fuel sender.

**Important:** Does not include instrument bezel as shown. Fits original bezel.

### 1959-60 Gauge Kits

Speedometer, Fuel, Oil, Temp, and Volts		
BG280541	All American Nickel.....	900.99 kit
BG280542	All American Tradition.....	864.99 kit
BG280543	All American Series.....	888.99 kit
BG281541	Classic White Series.....	609.99 kit
BG281542	G-Stock Series.....	699.99 kit
BG281543	Hot Rod Series.....	699.99 kit
BG281544	SG Series.....	609.99 kit
BG281545	Traditional Series.....	609.99 kit
BG281546	Vintage Series.....	609.99 kit
BG281547	White Hot Series.....	609.99 kit

### Speedtachular (8000 RPM/Speed Tach Combo)

Fuel, Oil, Temp, and Volts		
BG280651	All American/Nickel.....	1085.99 kit
BG280652	All American Tradition.....	1085.99 kit
BG280653	All American Series.....	980.99 kit
BG281651	Classic White Series.....	856.99 kit
BG281652	G-Stock Series.....	948.99 kit
BG281653	Hot Rod Series.....	974.99 kit
BG281654	SG Series.....	974.99 kit
BG281655	Traditional Series.....	974.99 kit
BG281656	Vintage Series.....	974.99 kit
BG281657	White Hot Series.....	974.99 kit

Marshall



MG015031A MG015021C MG015033B  
 MG015034A MG015035C MG015037B  
 MG015041A MG015043C MG015044B  
 MG015052C MG015051A  
 MG013092B MG015096A

## SCX Pro and SCX Series Gauges

SCX Pro gauges feature one touch peak recall and programmable high and low full dial warning. There is also an external alarm output (12V, 500mA) that can be used to activate an external warning light when an alarm condition exists. Superior amber and white through-the-dial lighting and illuminated pointer. All SCX and SCX Pro fuel senders work with 0-90, 240-33, 73-10, 20-150, and 0-30 Ohm senders. SCX Series 5" tachometers feature a slimline case design (only 2" deep).

Note: \* Pedestal mount. \*\* Pedestal mount w/LED shift light.

<b>SCX Pro Series Gauges</b>		
MG016048	8-18 Air/Fuel ratio, black.....	89.99 ea

<b>SCX Series Gauges</b>		
Note: Must specify dial color suffix SCX Series Gauges: A = black, B = white, C = silver.		

<b>2-1/16" Diameter Gauge</b>		
MG015021	8-18 Volt.....	103.99 ea
MG015031	vac/boost w/MAP sensor.....	147.99 ea
MG015033	0-100 psi oil pressure.....	103.99 ea
MG015034	100°-260° F water temp.....	103.99 ea
MG015035	170°-300° F oil temp.....	103.99 ea
MG015037	100°-260° F trans temp.....	103.99 ea
MG015041	0-1600 psi nitrous.....	147.99 ea
MG015043	0-1600 psi fuel pressure.....	147.99 ea
MG015044	programmable fuel level.....	103.99 ea

<b>3-3/8" Diameter Gauge</b>		
MG015052	0-160 RPM tachometer.....	199.99 ea
MG015051	0-10,000 RPM tach.....	139.99 ea

<b>5" Diameter Gauge</b>		
MG013092*	0-10,000 RPM tach.....	116.99 ea
MG015096**	0-10,000 RPM tach.....	124.99 ea

DASH & CONSOLE COMPONENTS

# Performance Instruments

New!

Marshall

New!

NVU  
 NEW VINTAGE USA

New!

AutoMeter



MG01694

## 60's Muscle Gauges

Marshall Instruments brings you muscle-car era themed gauges with period look and modern technology. Gauges feature high end stepper motor movement, 2 color (white and amber) through-dial lighting and illuminated pointer. 2-1/16" gauges feature SCX Pro technology with one touch peak recall and user programmable high and low warnings. The fuel level gauge is programmable and works with 0-90, 240-33, 73-10, 20-150, and 0-30 Ohm sending units. All Marshall Instruments gauges include a one-year warranty. Advanced gauge features at an economy price.

### 5 Gauge Set

Note: Includes MG016921, MG016933, MG016934, MG016944, and MG016951.

MG016963 5 gauge..... 534.99 set

### 6 Gauge Set

Note: Includes MG016921, MG016933, MG016934, MG016944, MG016951, and MG016952.

MG016964 6 gauge..... 604.99 set

### Individual Gauges

Note: \*3-3/8" diameter in-dash gauges.

MG016921 Volts, 8-18 Volts..... 105.99 ea  
 MG016933 oil pressure, 0-100 psi..... 105.99 ea  
 MG016934 water temp, 100-260°F..... 105.99 ea  
 MG016944 fuel level..... 105.99 ea  
 MG016951\* tach, 0-10,000 RPM..... 139.99 ea  
 MG016952 programmable speedo..... 199.99 ea

### Speedometer Sender

MG016956 16 pulse/rev output..... 48.99 ea

New!

AutoMeter



AMR188

AMR197

## Chrono Series Electric Gauges

AutoMeter Chrono Series electric gauges with race proven digital stepper motor movement for unmatched accuracy. Electronic senders can be used for a variety of applications and keep unwanted fluids out of the driver compartment. The Chrono Series features a three dimensional concave dial design, "through-the-dial" LED lighting, and over 320 degrees of pointer movement. All gauges have both metric and imperial scalings and are 12 and 16 Volt compatible.

### 2-1/16" In-Dash Gauges

AMR159 boost/vacuum - 30 psi..... 266.99 ea  
 AMR110 fuel level - 0-280 Ohm..... 172.99 ea  
 AMR162 pressure - 0-15 psi..... 239.99 ea  
 AMR164 pressure - 0-30 psi..... 266.99 ea  
 AMR153 pressure - 0-100 psi..... 269.99 ea  
 AMR140 temperature - 140-380..... 196.99 ea  
 AMR154 temperature - 120-380..... 196.99 ea  
 AMR191 voltmeter - 8-18V..... 149.99 ea

### 3-3/8" In-Dash Gauges

AMR188 speedometer - 180 MPH 334.99 ea  
 AMR197 tachometer - 10k RPM..... 252.99 ea



NV42166

NV42167

NV42168

NV42178

NV42169

NV42180

NV42171

NV42172

NV42173

NV42177

USA

## Universal 3-in-1 Gauge Set

Upgrade the look and performance of your dash with a set of 3-in-1 gauges from New Vintage USA. These gauges are 4-3/8" and offer multiple designs to blend perfectly into your build. NVU's exclusive Phoenix technology features fully programmable inputs and high tech OLED screens. Each set is hand built in Detroit and includes NVU's 5-year warranty. The electronic programmable speedometer with digital odometer allows for easy 2 calibration with any wheels and tires or rear axle. Sets include an electronic programmable speedometer displayed in MPH, with oil pressure, and water temperature gauge. The tachometer gauge includes a voltmeter, and fuel gauge. Hardware and detailed instructions also included. Made in USA.

Note: Sending unit for electronic speedometer must be purchased separately.

### CFR Gauges

NV42166 blue..... 729.99 kit  
 NV42167 red..... 729.99 kit

### Aviator Gauges

Standard NV42168 2 gauge..... 729.99 kit

Quadzilla NV42178 all in one..... 479.99 ea

### 1940 Series

Standard NV42169 black..... 729.99 kit  
 NV42170 white..... 799.99 kit

Quadzilla NV42179 black..... 479.99 ea  
 NV42180 white..... 479.99 ea

### Performance II Series

NV42171 black..... 729.99 kit  
 NV42172 white..... 729.99 kit

### Woodward Series

Standard NV42173 beige..... 729.99 kit  
 NV42174 white..... 729.99 kit  
 NV42175 black..... 729.99 kit

Quadzilla NV42176 beige..... 479.99 ea  
 NV42177 black..... 479.99 ea



AM2017

AM2021

AM2032

AM2037

AM2037

AM2092

AM2087

AM2088

AM2033

AM2093

## Prestige In-Dash Gauge

These gauges have the precision and reliability with brushed aluminum centers, fully lit vintage style needles, domed lenses, and polished chrome bezels. Antique Ivory gauges have black numerals and needles, and feature an LED fully lit gauge face when illuminated at night. The Prestige Black Diamond gauges have white numerals and needles and feature through-the-dial LED lighting to illuminate the numbers, markers, and needles. Mechanical gauges include the necessary fittings and 6 feet of capillary tubing (unless otherwise specified). Electric gauges include the required sending units. 2-1/16" unless noted.

Note: \*3-3/8"

### Antique Ivory

Fuel AM2013 0-90 Ohm..... 94.99 ea  
 AM2017 240-33 Ohm..... 94.99 ea

### Oil Press

AM2021 0-100 mechanical..... 124.99 ea  
 AM2027 0-100 electric..... 126.99 ea

### Water Temp

AM2032 120-240 mechanical..... 142.99 ea  
 AM2037 100-250 electric..... 106.99 ea

### Speedometer - 0-120 MPH

AM2087\* with LCD ODO..... 364.99 ea  
 AM2089\* with wheel ODO..... 359.99 ea

### Voltmeter

AM2092 8-18 electric..... 89.99 ea

### Tachometer

AM2097\* 0-8000..... 249.99 ea

### Black Diamond

Fuel AM2014 0-90 Ohm..... 96.99 ea  
 AM2016 240-33 Ohm..... 94.99 ea

### Oil Press

AM2022 0-100 mechanical..... 132.99 ea  
 AM2028 0-100 electric..... 122.99 ea

### Water Temp

AM2033 120-240 mechanical..... 142.99 ea  
 AM2038 100-250 electric..... 124.99 ea

### Speedometer - 0-120 MPH

AM2086\* with LCD ODO..... 349.99 ea  
 AM2088\* with wheel ODO..... 336.99 ea

### Voltmeter

AM2093 8-18 electric..... 89.99 ea

### Tachometer

AM2096\* 0-8000..... 266.99 ea





# Performance Gauges



AM3688 AM3689



AM3697 AM3613 AM3621



AM3657 AM3691 AM3632

**SPORT-COMP II** gauges feature a satin anodized Super Bezels and black dials with white numbering and increments, "through-the-dial" patented LED lighting technology and glowing red pointers for superior visibility. The light intensity can be controlled through an LED Lighting Dimmer (available separately) independent from your OE dash lighting.

**Note:** Most popular gauges are listed below. For items not listed visit us online.

**Speedometers**  
**160 MPH Electronic Programmable**  
 AM5888 3.38" SPORT-COMP II... 319.99 ea  
 AM5889 5" SPORT-COMP II... 342.99 ea

**In-Dash Tachometers**  
**10,000 RPM, Electric**  
 AM3697 3.38" SPORT-COMP II... 259.99 ea  
 AM3698 5" SPORT-COMP II... 286.99 ea

**Fuel Level - 0 to 0.0 empty/90.0 full**  
**Short Sweep Electrical**  
 AM5613 2.1/16" SPORT-COMP II... 99.99 ea  
 AM7814 2.58" SPORT-COMP II... 102.99 ea

**Fuel Level - 240.0 empty/33.0 full**  
**Short Sweep Electrical**  
 Use AM3262 sender.  
 AM5616 2.1/16" SPORT-COMP II... 92.99 ea  
 AM7616 2.58" SPORT-COMP II... 102.99 ea

**Oil Pressure**  
**Full Sweep Mechanical 0-100 psi**  
 Includes 10 nylon tubing, 1/8" and 1/4" NPT fittings. All oil pressure gauges measure in psi.  
 AM5621 2.1/16" SPORT-COMP II... 112.99 ea  
 AM7621 2.58" SPORT-COMP II... 114.99 ea

**Full Sweep Electrical 0-100 psi**  
 Includes 1/8" NPT sender and 8' wiring harness.  
 AM5653 2.1/16" SPORT-COMP II... 242.99 ea  
 AM7653 2.58" SPORT-COMP II... 289.99 ea

**Short Sweep Electrical 0-100 psi**  
 Includes 1/8" NPT sender and 1/4" NPT fitting.  
 AM5627 2.58" SPORT-COMP II... 129.99 ea

**Trans Temperature**  
 Trans Temp gauges measure in °F.  
**Full Sweep Electrical 300-240°**  
 Includes 1/8" NPT sender, 3/8", & 1/2" NPT fittings.  
 AM5667 2.1/16" SPORT-COMP II... 179.99 ea  
**Short Sweep Electrical 200-250°**  
 Includes 1/8" NPT sender, 3/8", & 1/2" NPT fittings.  
 AM5669 2.1/16" SPORT-COMP II... 109.99 ea  
 AM7657 2.58" SPORT-COMP II... 112.99 ea

**Vacuum 30 in Hg**  
**Full Sweep Mechanical, 2-5/8"**  
 Includes 10 nylon tubing and universal "T" fitting.  
 AM5684 SPORT-COMP II... 119.99 ea

**Voltmeter 8-18 Volts**  
**Full Sweep Electrical**  
**Note:** \*With peak and warning.  
 AM5691 2.1/16" SPORT-COMP II... 139.99 ea

**Short Sweep Electrical**  
 AM5692 2.1/16" SPORT-COMP II... 94.99 ea  
 AM7691 2.58" SPORT-COMP II... 98.99 ea

**Water Temperature**  
**Full Sweep Mechanical 120°-240°**  
 Includes 6 capillary tubing & 1/20" NPT fitting. All Water Temp gauges measure in °F.  
 AM5652 2.1/16" SPORT-COMP II... 132.99 ea  
 AM7652 2.58" SPORT-COMP II... 139.99 ea

**Full Sweep Mechanical 140°-280°**  
 Includes 6 capillary tubing & 1/20" NPT fitting. All Water Temp gauges measure in °F.  
 AM5631 2.1/16" SPORT-COMP II... 129.99 ea  
 AM7631 2.58" SPORT-COMP II... 146.99 ea

**Full Sweep Electrical 100°-260°**  
 AM5655 2.1/16" SPORT-COMP II... 204.99 ea  
 AM5655 2.58" SPORT-COMP II... 214.99 ea

**Short Sweep Electrical 100°-250°**  
 AM5657 2.1/16" SPORT-COMP II... 109.99 ea  
 AM7657 2.58" SPORT-COMP II... 122.99 ea



**Phantom**  
 Phantom gauges are race quality mechanisms featuring a subtle black bezel with stark white dials, bright orange pointers and perimeter incandescent lighting that make this extensive high-performance line easy to read with a crisp, no-nonsense modern appearance.

**Note:** Most popular gauges are listed below. For items not listed visit us online.

**Speedometers**  
**120 MPH Electronic Programmable**  
 AM5887 3.38" Phantom... 309.99 ea

**160 MPH Electronic Programmable**  
 AM5888 3.38" Phantom... 312.99 ea  
 AM5889 5" Phantom... 352.99 ea

**120 MPH Mechanical**  
 AM5892 3.38" Phantom... 169.99 ea

**160 MPH Mechanical**  
 AM5893 3.38" Phantom... 169.99 ea  
 AM5895 5" Phantom... 244.99 ea

**200 MPH Mechanical**  
 AM5896 5" Phantom... 234.99 ea

**In-Dash Tachometers**  
**10,000 RPM, Electric**  
 AM5897 3.38" Phantom... 194.99 ea  
 AM5898 5" Phantom... 274.99 ea

**Clock**  
**Full Sweep Electrical**  
 Quartz movement with second hand.  
 AM5756 2.1/16" Phantom... 148.99 ea  
 AM5885 2.58" Phantom... 144.99 ea

**Fuel Level - 0.0 empty/90.0 full**  
**Short Sweep Electrical**  
 AM5757 2.1/16" Phantom... 76.99 ea  
 AM5814 2.58" Phantom... 99.99 ea

**Fuel Level - 240.0 empty/33.0 full**  
**Short Sweep Electrical**  
 Use AM3262 sender.  
 AM5716 2.1/16" Phantom... 79.99 ea  
 AM5816 2.58" Phantom... 86.99 ea

**Oil Pressure**  
**Full Sweep Mechanical 0-100 psi**  
 Includes 10 nylon tubing, 1/8" & 1/4" NPT fittings. All oil pressure gauges measure in psi.  
 AM5721 2.1/16" Phantom... 84.99 ea  
 AM5821 2.58" Phantom... 94.99 ea

**Full Sweep Mechanical 0-150 psi**  
 Includes 10 nylon tubing, 1/8" & 1/4" NPT fittings. All oil pressure gauges measure in psi.  
 AM5723 2.1/16" Phantom... 84.99 ea  
 AM5823 2.58" Phantom... 92.99 ea

**Full Sweep Mechanical 0-200 psi**  
 Includes 10 nylon tubing, 1/8" and 1/4" NPT fittings.  
 AM5822 2.58" Phantom... 99.99 ea

**Short Sweep Electrical 0-100 psi**  
 Includes 1/8" NPT sender and 1/4" NPT fitting.  
 AM5727 2.1/16" Phantom... 119.99 ea  
 AM5827 2.58" Phantom... 124.99 ea

**Trans Temperature**  
 Trans Temp gauges measure in °F.  
**Full Sweep Mechanical 140°-280°**  
 Includes 10 capillary tubing & 1/2" NPT fitting.  
 AM5851 2.58" Phantom... 132.99 ea

**Short Sweep Electrical 100°-250°**  
 Includes 1/8" NPT sender, 3/8", & 1/2" NPT fittings.  
 AM5757 2.1/16" Phantom... 84.99 ea  
 AM5857 2.58" Phantom... 104.99 ea

**Vacuum 30 in Hg**  
**Full Sweep Mechanical**  
 Includes 10 nylon tubing and universal "T" fitting.  
 AM5784 2.1/16" Phantom... 94.99 ea  
 AM5884 2.58" Phantom... 99.99 ea

**Voltmeter 8-18 Volts**  
**Short Sweep Electrical**  
 AM5791 2.1/16" Phantom... 69.99 ea  
 AM5891 2.58" Phantom... 92.99 ea

**Water Temperature**  
**Full Sweep Mechanical 120°-240°**  
 Includes 6 capillary tubing and 1/20" NPT fitting. All Water Temp gauges measure in °F.  
 AM5732 2.1/16" Phantom... 129.99 ea  
 AM5832 2.58" Phantom... 142.99 ea

**Full Sweep Mechanical 140°-280°**  
 Includes 6 capillary tubing and 1/20" NPT fitting. All Water Temp gauges measure in °F.  
 AM5731 2.1/16" Phantom... 122.99 ea  
 AM5831 2.58" Phantom... 134.99 ea

**Short Sweep Electrical 100°-250°**  
 AM5737 2.1/16" Phantom... 84.99 ea  
 AM5837 2.58" Phantom... 99.99 ea



**Phantom II** gauges feature black Super Bezels and white dials with black incandescent, "through-the-dial" patented LED lighting technology and glowing red pointers for superior visibility. When illuminated, the gauges display in a reverse configuration (black dial with white numbers and markings).

**Note:** Most popular gauges are listed on right. For items not listed visit us online.



AM7588 AM7598

**Speedometers**  
**160 MPH Electronic Programmable**  
 AM7588 3.38" Phantom II... 322.99 ea  
 AM7589 5" Phantom II... 342.99 ea

**In-Dash Tachometers**  
**10,000 RPM, Electric**  
 AM7597 3.38" Phantom II... 249.99 ea  
 AM7598 5" Phantom II... 279.99 ea

**Clock**  
 Quartz movement with second hand.  
**Full Sweep Electrical**  
 AM7585 2.1/16" Phantom II... 149.99 ea

**Fuel Level - 0.0 empty/90.0 full**  
**Short Sweep Electrical**  
 AM7513 2.1/16" Phantom II... 99.99 ea  
 AM7814 2.58" Phantom II... 102.99 ea

**Fuel Level - 240.0 empty/33.0 full**  
**Short Sweep Electrical**  
 Use AM3262 sender.  
 AM7516 2.1/16" Phantom II... 92.99 ea  
 AM7816 2.58" Phantom II... 102.99 ea

**Oil Pressure**  
**Full Sweep Mechanical 0-100 psi**  
 Includes 10 nylon tubing, 1/8" and 1/4" NPT fittings. All oil pressure gauges measure in psi.  
 AM7521 2.1/16" Phantom II... 109.99 ea  
 AM7821 2.58" Phantom II... 114.99 ea

**Full Sweep Electrical 0-100 psi**  
 Includes 1/8" NPT sender and 8' wiring harness.  
 AM7553 2.1/16" Phantom II... 272.99 ea  
 AM7853 2.58" Phantom II... 256.99 ea

**Short Sweep Electrical 0-100 psi**  
 Includes 1/8" NPT sender & 1/4" NPT fitting.  
 AM7527 2.1/16" Phantom II... 122.99 ea  
 AM7827 2.58" Phantom II... 128.99 ea

**Trans Temperature**  
 Trans Temp gauges measure in °F.  
**Includes 1/8" NPT sender, 3/8", & 1/2" NPT fittings.**  
**Full Sweep Electrical 0°-260°**  
 AM7557 2.1/16" Phantom II... 192.99 ea

**Short Sweep Electrical 0°-250°**  
 AM7559 2.1/16" Phantom II... 104.99 ea  
 AM7857 2.58" Phantom II... 109.99 ea

**Vacuum 30 in Hg**  
**Full Sweep Mechanical**  
 Includes 10 nylon tubing & universal "T" fitting.  
 AM7884 2.58" Phantom II... 114.99 ea

**Voltmeter 8-18 Volts**  
**Full Sweep Electrical**  
**Note:** With peak and warning.  
 AM7591 2.1/16" Phantom II... 154.99 ea

**Short Sweep Electrical**  
 AM7592 2.1/16" Phantom II... 84.99 ea  
 AM7891 2.58" Phantom II... 99.99 ea

**Water Temperature**  
**Full Sweep Mechanical 120°-240°**  
 Includes 6 capillary tubing & 1/20" NPT fitting. All Water Temp gauges measure in °F.  
 AM7532 2.1/16" Phantom II... 129.99 ea  
 AM7832 2.58" Phantom II... 139.99 ea

**Full Sweep Mechanical 140°-280°**  
 Includes 6 capillary tubing & 1/20" NPT fitting. All Water Temp gauges measure in °F.  
 AM7531 2.1/16" Phantom II... 129.99 ea  
 AM7831 2.58" Phantom II... 142.99 ea

**Full Sweep Electrical 100°-260°**  
 AM7555 2.1/16" Phantom II... 202.99 ea  
 AM7855 2.58" Phantom II... 212.99 ea

**Short Sweep Electrical 100°-260°**  
 AM7537 2.1/16" Phantom II... 102.99 ea  
 AM7837 2.58" Phantom II... 112.99 ea







# Performance Gauges



DD10701

## USA Universal Digital Gauge Set

These Odyssey Series II and Odyssey Solarix digital gauge sets give any plain dash an old school design with a modern digital display. These six piece gauge sets include: 3-3/8" speedometer and tachometer, 2-1/16" oil pressure, water temperature, voltmeter, and fuel gauge. Includes: oil pressure, water temperature, and speed senders. Fuel gauge works with most OEM and aftermarket senders. Available with chrome or black bezels.

### Odyssey Series II - Non-Glare Teal Display

DD10701 with chrome bezels ..... 793.99 set  
DD10702 with black bezels ..... 793.99 set

### Solarix Series - High Contrast Blue Display

DD10703 with chrome bezels ..... 793.99 set  
DD10704 with black bezels ..... 793.99 set



ST8090



ST8092

## 1-1/2" Mini-Triple Gauge Set

Mini gauge panels for 1-1/2" dial gauges, mechanical oil/water temperature gauge, voltmeter, mechanical oil pressure gauge. Includes: 72" capillary tubing with 5/8" NPT thread and 1/4", 3/8", and 1/2" adapters. Requires hook up wire for voltmeter. Includes 12 Volt internal lighting. Designed for 12 Volt negative ground systems.  
ST8090 black face/black panel ..... 44.99 set  
ST8092 white face/chrome panel ..... 44.99 set



B9333B - components



B9333B



B - blue G - green R - red W - white

### Features Include:

- 2-1/16" diameter and 1-1/2" deep
- Automatic night-dimming and 1-in-dash mounting hardware
- Absolute brightest LEDs available
- No sender needed
- Oil Pressure displays 0 to 80 PSI accuracy and universally adaptable. It is accurate, super bright, and intelligent all in one.

## USA 3 Gauge LED Bar Graph Set

With the absolute brightest LEDs available, this sharp looking 3 gauge bar graph panel features voltmeter, water temperature, and oil pressure showcased in a black bezel. Sending units and mounting hardware are included. Voltmeter is microprocessor controlled with 12.0 to 16.0 Volts accuracy.

Note: When ordering, please add the correct suffix: B - blue, G - green, R - red, or W - white.

B9333 ..... 219.99 set



M9333B



B - blue G - green R - red W - white

### Features Include:

- Voltmeter is microprocessor controlled with 7.0 to 18.0 volts accuracy
- Oil Pressure displays 0 to 100 PSI accuracy and universally adaptable.
- Water Temperature has 18-255 Fahrenheit degree accuracy

## USA 3 Gauge LED Digital Set

Intellitronix universal digital LED 2-1/16" diameter 3 gauge panel. Feature the brightest LEDs available, this sharp looking 3 gauge digital panel includes voltmeter, water temperature, and oil pressure showcased in a black bezel. Sending units and mounting hardware are included.

Note: When ordering, please add the correct suffix: B - blue, G - green, R - red, or W - white.

M9333 ..... 184.99 ea



## Super Tach II

Bosch's Super Tach II features internal dial lighting, accurate air coil meters, 250 degree dial sweep, 8000 RPM limit and adjustable red line pointer. Works on 4, 6, or 8 cylinder engines. Functions with breaker point, electronic and most aftermarket ignition systems except magnetos. Includes mounting hardware. Available 3-3/8" with white dial.

ST7903 chrome bezel ..... 54.99 ea



6700SC



6700SC - face view



6700SSC

## Slim Design Tachometer

This new generation, slim design tachometer is 35% thinner, offering better clearance for dash and pillar mounted applications. For all 4, 6, and 8 cylinder engines. Modern touch pad controls. Includes mounting bracket. These tachs are available in three versions: memory recall of highest RPM, memory recall with adjustable external shift light, and memory recall with adjustable internal shift light. All tachs are 5" in diameter with an 11,000 RPM range. Shift lights operate independently from a tachometer and are adjustable from 3000-12,000 RPM in 200 RPM increments.

6700SC shift light - black case ..... 43.99 ea  
6700SSC shift light - silver case ..... 46.99 ea



AutoMeter

## Tachometer Signal Filter

AutoMeter tachometer signal filter. These filters are designed to correct erratic tach function by filtering out the interference or spiky pulse signals often caused by points or noisy ignition systems.

AM9116 universal ..... 30.99 ea



# Performance Gauges

## ULTRA-LITE



## 3-3/4" Pedestal Tachometers

8000 RPM			
AM5780	Phantom	229.99	ea
AM3780	SPORT-COMP	229.99	ea
AM2895	TRADITIONAL	216.99	ea
AM3781	ULTRA-LITE	234.99	ea
AM2894	Z-Series	203.99	ea
8000 RPM Short Sweep			
AM2897	TRADITIONAL	226.99	ea
10,000 RPM			
Note: * With remote mount switch.			
AM3700	SPORT-COMP	229.99	ea
AM6604*	ULTRA-LITE with recall	406.99	ea
10,000 RPM Mini Monster			
AM7290	C2	302.99	ea
AM6290	COBALT	312.99	ea
AM5990	ES	269.99	ea
AM7390	NV	302.99	ea
AM7590	Phantom II	286.99	ea
AM3690	SPORT-COMP II	304.99	ea
AM4990	ULTRA-LITE II	302.99	ea

## SPORT-COMP



## 5" Pedestal Tachometers

8000 RPM			
AM3980	SPORT-COMP	250.99	ea
8000 RPM - External Shift Light			
AM3905	SPORT-COMP	376.99	ea
9000 RPM - Memory, 2 Stage, Shift Light, Dual Range			
AM6854	ULTRA-LITE	474.99	ea
9000 RPM - Memory, 2 Stage, Shift Light, Single Range			
AM6856	ULTRA-LITE	469.99	ea
9000 RPM with 4 Stage Light and Recall			
AM6835	Carbon Fiber	602.99	ea
AM6832	ULTRA-LITE	589.99	ea
10,000 RPM - Memory & 2 Stage External Shift Light			
AM3906	SPORT-COMP	439.99	ea
10,000 RPM - Memory			
AM5795	Phantom	386.99	ea
10,000 RPM			
AM3900	SPORT-COMP	244.99	ea
AM3910	ULTRA-LITE	256.99	ea
10,000 RPM - Dial Shift Light			
AM3903	SPORT-COMP	352.99	ea

## Carbon Fiber



## 5" Pedestal Tachometers

10,000 RPM - External Shift Light			
AM7299	C2	336.99	ea
AM4899	Carbon Fiber	409.99	ea
AM6299	COBALT	336.99	ea
AM5999	ES	320.99	ea
AM7499	NV	289.99	ea
AM5899	Phantom	378.99	ea
AM7599	Phantom II	336.99	ea
AM3904	SPORT-COMP	376.99	ea
AM3699	SPORT-COMP II	349.99	ea
AM3911	ULTRA-LITE	379.99	ea
AM4999	ULTRA-LITE II	349.99	ea
11,000 RPM with 4 Stage Light and Recall			
AM6836	Carbon Fiber	596.99	ea
AM6834	ULTRA-LITE	579.99	ea
11,000 RPM - Memory, 2 Stage Shift Light			
Single Range			
AM6858	ULTRA-LITE	459.99	ea
11,000 RPM - Memory, 2 Stage Shift Light & Dual Range			
AM6855	ULTRA-LITE	436.99	ea



WARNING: Cancer and Reproductive Harm - www.P65Warnings.ca.gov

# Gauge Accessories



## 1959 Speedometer Adapter

Adapter is made from polished billet aluminum and is used when installing an aftermarket 5" gauge in the center dash hole on 1959 full size and El Camino models. The 1959 outer gauge holes will accept any aftermarket 2-1/16" gauge with no adapter necessary.  
 B7006 1959 5" adapter ..... 59.99 ea

**New!**



## 1959-60 Dash Gauge Housing Bezel Kit

Reproduction gauge housing bezel set for 1959-60 Chevrolet full size models. These high-quality gauge bezels are manufactured to factory specifications from high-quality polished stainless steel. These bezels fit the fuel, temperature, and generator/oil gauges.  
 L05124 1959-60 3 piece ..... 45.99 set



## 1961-62 Dash Gauge Adapters

Adapters are used when installing aftermarket 2-1/16" gauges in the dash on 1961-62 full size models. Polished billet aluminum adapter bezels are sold in a set of three as shown.

B7503 1961-62 3 piece ..... 89.99 set



## 1992-96 Gauge Pillar and Pod

Full pillar pods and standard gauge pods are the easiest way of adding additional gauges to your interior while maintaining a factory look. They easily attach to your A-Pillar covering your existing stock pillar. These pillar pods are available in black ABS and can be painted to match the color of your interior. The full pillars feature mounting holes for three 2-1/16" gauges. The standard pods are available for a single 2-1/16" gauge.  
**Important:** Gauges sold separately.

**Full Pillar with Triple 2-1/16" Gauge Holes**  
 AM12234 1992-96 black ..... 109.99 ea  
**Standard Pod with Single 2-1/16" Gauge Hole**  
 AM10234 1992-96 black ..... 37.99 ea



## Gauge Mount Panel

Mount your aftermarket 2-1/16" and 2-5/8" gauges the old school way on these aluminum mounting plates. Manufactured in aluminum for strength, these gauge panels also give your interior a hard core, no-nonsense look. Gauge mount brackets sold separately. Gauge bracket sets include a set of brackets and hardware to mount 3 gauges.

For 2-1/16" Gauges	
AM2236	1 hole panel ..... 23.99 ea
AM2237	2 hole panel ..... 26.99 ea
AM2238	3 hole panel ..... 28.99 ea

For 2-5/8" Gauges	
AM3231	1 hole panel ..... 25.99 ea
AM3232	2 hole panel ..... 27.99 ea
AM3233	3 hole panel ..... 32.99 ea

Gauge Mounting Brackets	
2-1/16" Gauge Mount Bracket	
AM2230	set of 3 ..... 16.99 set
2-5/8" Gauge Mount Bracket	
AM3245	set of 3 ..... 16.99 set



## Chrome Cup Gauge Mount Pedestal

AutoMeter 2-5/8" chrome gauge mounting cups. For use with electric or mechanical gauges.


**Note:** Will not work with Auto Gauge.  
 AM3201 electric gauges ..... 46.99 ea  
 AM3203 mechanical gauges ..... 49.99 ea



## Gauge Mount Angle Rings

AutoMeter 2-1/16" and 2-5/8". These quality molded black composite rings angles AutoMeter 2-1/16" and 2-5/8" gauges 15 degrees for easier viewing. Sold in package of three.

**Note:** Gauge brackets must be modified to fit.  
 AM2234 2-1/16" ..... 18.99 set  
 AM3244 2-5/8" ..... 23.99 set



## Under Dash Gauge Panel

Retro style deep finned gauge panels, beautifully cast in quality aluminum for 2-1/16" and 2-1/8" gauges. The deep fins reflect the famous head designs of the hot rod era. Mounting flange is undrilled for custom configurations.

A5700250	1 hole panel ..... 48.99 ea
A5700251	2 hole panel ..... 54.99 ea
A5700252	3 hole panel ..... 64.99 ea
A5700253	4 hole panel ..... 78.99 ea



## Universal Gear Indicator Sending Unit

Gear shift position sending unit for use with all Dakota Digital Instrument Systems with gear shift position indicators. This unit includes universal mounting hardware to fit Powerledge, TH350, TH400, 2004R, 7004R, 4L60, 4L60E, 4L80, and 4L80E. Easy installation and fully push button adjustable with no magnets to align! The Decoder can be mounted inside the vehicle for easy access and also features built-in neutral safety switch and back-up light circuit.  
 DD1000 ..... 128.99 ea



## Quick-Lite Shift-Lite

Ultra-Fast response, vibration resistant amber LED light. Compatible with all external shift light tachometers and DPSS controllers sold separately.

AM5330	black ..... 84.99 ea
AM5331	silver ..... 76.99 ea
AM5329	chrome ..... 104.99 ea

# Gauge Accessories



## Super-Lite 12 LED Shift-Lite

A brighter LED illuminated version of the Shift-Lite. This light uses 12 bright amber LEDs and features a three position brightness switch. Available in black or silver. Use with external, non-LED based, shift light tachometers or DPSS controller sold separately.

AM5332 black..... 129.99 ea  
AM5333 silver..... 129.99 ea



LE194R LE194B LE194A

## LED Replacement Colored Gauge Bulbs

Upgrade your standard instrument lighting with intense LEDs. For all AutoMeter gauges (except clocks, AF ratio, and Auto Gauge), speedometers and tachometers. Does not work with Digital and LED lit gauges (i.e. COBALI, C2, NV, Phantom II, SPORT-COMP II, ULTRA-LITE II). Sold individually.

194 Series Bulbs	
LE194R red.....	9.99 pr
LE194G green.....	9.99 pr
LE194B blue.....	9.99 pr
LE194A amber.....	9.99 pr
LW194W white.....	9.99 pr

Tachometer Bulbs	
Replaces the small twist-in bulb on the front "shield".	
AM3294 red.....	16.99 ea
AM3295 green.....	17.99 ea
AM3296 blue.....	22.99 ea
AM3297 amber.....	14.99 ea



## Light Bulb Covers

For optional lighting color or most gauges. Does not work with Digital and LED lit gauges (i.e. COBALI, C2, NV, Phantom II, SPORT-COMP II, ULTRA-LITE II). Set of 3.

AM3215 green.....	7.99 set
AM3214 red.....	7.99 set
AM3207 blue.....	8.99 set
AM3208 yellow.....	12.99 set

New!



## T1-3/4 Wedge Bulb

Incandescent replacement bulb T1-3/4 Wedge, 1.3W, for 5" Monster Tach.

AM3218 bulb.....	7.99 ea
AM3219 bulb and socket.....	11.99 ea

New!




## 1958-96 Replacement Bulb and Socket

Replacement bulb and socket for 2-1/16" and 2-5/8" gauges (steel cases). Also used in some tachometers and speedometers.

AM3211 1958-96.....	8.99 ea
---------------------	---------

New!



## Universal Fuel Sending Unit

Universal 5 bolt fuel sending unit for use with AutoMeter universal fuel gauges. This universal type fuel sender is used with gauges that require 240Ω empty and 33Ω full and can be adjusted for tanks from 5" to 24" deep. Modification to fuel tank is required.

AM3262.....	54.99 ea
-------------	----------

New!



## Internal Float Fuel Sending Unit

Get reliable fuel gauge readings with this internal float fuel sending unit. This advanced design provides accurate readings without fluctuations due to fuel slosh. Because this internal float design requires no float arm, it is far more resistant to corrosion, even with racing fuels. All sending units mount to the tank with the standard 5 bolt mounting flange and are available in sizes from 4" to 24".

*Important: Sending unit should not touch bottom of tank. When the fuel gauge reads empty, the area below the sending unit is reserve fuel.*

*Note: Sending units are available in lengths from 4" to 24" and are sold in 1" increments. Please add the desired length to the end of the part number, e.g. 06 = 6", 11 = 11"*

0-90 Ohm	
A81010 4-12" sending units.....	127.99 ea
A81011 13-24" sending units.....	137.99 ea
240-33 Ohm	
A81012 4-12" sending units.....	127.99 ea
A81013 13-24" sending units.....	137.99 ea

New!



## Copper Tubing Set

For mechanical pressure gauges (except fuel, nitrous, or brake pressure gauges). Includes: 6 feet of 1/8" copper line, 1/8" NPT male to 1/8" compression fitting, 1/8" NPT female to 1/8" compression fitting, grommet, and 1/8" NPT to 1/4" NPT bushing.

AM3224 copper tubing.....	18.99 set
---------------------------	-----------



## Set Includes:

- 2 Green turn indicators
- 1 Blue hi-beam indicator
- 1 Red park brake indicator
- Terminal and connectors

## 1958-96 LED Indicator Wiring Set

Designed for custom dash panels, this is a set of LED indicator lamps for turn signal, parking brake and high beams.

500626 1958-96.....	24.99 set
---------------------	-----------



## Universal Gauge Harness

If you want to keep your under dash area organized or you think that you need to remove gauges from time to time then you need to install our universal gauge harness. It will connect all major brand gauges including AutoMeter and VDO and works with most dash layouts and sizes.

Universal Gauge Harness	
30301 for cable driven speedometer.....	88.99 ea
30302 for electric speedometer.....	88.99 ea

1/8" Indicator Lamps	
80200 amber.....	6.99 ea
80201 red.....	6.99 ea
80202 green.....	6.99 ea

5/16" Indicator Lamps	
80203 amber.....	8.99 ea
80204 red.....	7.99 ea
80205 green.....	8.99 ea
80206 blue.....	8.99 ea

1/2" Indicator Lamps	
80208 amber.....	7.99 ea
80209 red.....	9.99 ea
80210 green.....	9.99 ea
80211 blue.....	9.99 ea

# RetroSound In-Dash Audio

chrome faceplate/bezel



RL1958C - chrome face, chrome buttons, chrome knobs

chrome faceplate/bezel



RLA364C - chrome face, chrome buttons, chrome knobs

black faceplate/bezel



RL7384D - black face, black buttons, chrome knobs

**Includes Retro Style Metal Knobs!**



- SiriusXM-Ready\*
- Made-For-iPod/iPhone® + Handsfree Bluetooth
- AM/FM RDS Tuner with 30 Presets
- 25 watts x 4 RMS/45 watts x 4 Power Output
- Dual RCA Pre-outs + Subwoofer Output
- Rear Mounted USB Ports and Two Auxiliary Inputs for Apple® or Other Mobile Devices

## 1958-84 Long Beach Radio

The Long Beach radio is SiriusXM-Ready\* and the only Apple®-licensed Made-For-iPod® radio for your classic car! Play and charge your iPod®, iTunes® or iPhone® through your audio system. The Long Beach also has built-in Bluetooth® for handsfree calling as well as wireless audio streaming from any Android®-based phone or iPhone®. Featuring push button styling and a new 32,000 color display, the Long Beach looks like the original radio but offers the most modern technology available for your classic ride.

**Important:** SiriusXM satellite radio requires monthly subscription and radio tuner (sold separately.) For radio tuner see part #XM300.

**Note:** Please add suffix to part number when ordering: "C" for chrome (chrome radio, buttons, knobs and bezel, or "B" for black (black radio and buttons with chrome knobs and bezel). \*Offered in chrome only.

RL1958	1958	.....	384.99 kit
RL5960C*	1959-60	.....	384.99 kit
RL6162C*	1961-62	chrome only	384.99 kit
RL6364	1963-64	.....	384.99 kit
RL6566	1965-66	.....	384.99 kit
RL6768	1967-68	.....	384.99 kit
RL6972	1969-72	.....	384.99 kit
RL7384	1973-84	.....	384.99 kit
RL7384D	1973-84	black radio/bezel	384.99 kit



1961-62 - shown installed



RHS960C - chrome face, chrome buttons, chrome knobs



RH6566B - black face, black buttons, chrome knobs

**Includes Retro Style Metal Knobs!**



- LCD Display with Selectable White or Green Illumination
- AM/FM Tuner with 30 Presets and RDS
- 2 Rear Auxiliary Inputs
- Two Sets of RCA Low Level Outputs
- Plays MP3/WMA Files Via USB Input

## 1958-84 Hermosa Radio

The RetroSound Hermosa series radio offers modern technology combined with a classic look, down to authentic push button styling and metal knobs. Now includes Built-in Bluetooth® wireless technology for handsfree phone operation and wireless audio streaming from iPhone® or Android®-based phones. The Hermosa plays your digital WMA or MP3 music files through its rear USB input, or you can plug in your iPod® or portable MP3 player through the rear auxiliary inputs. It also features a new dual color (green or white) display, front and rear RCA pre-outs and a built-in 25 watts x 4 channel RMS amplifier.

**Note:** Please add suffix to part number when ordering: "C" for chrome (chrome radio, buttons, knobs and bezel, or "B" for black (black radio and buttons with chrome knobs and bezel). \*Offered in chrome only.

RH1958	1958	.....	314.99 kit
RHS960C*	1959-60	chrome only	314.99 kit
RH6162C*	1961-62	chrome only	314.99 kit
RH6364	1963-64	.....	314.99 kit
RH6566	1965-66	.....	314.99 kit
RH6768	1967-68	.....	314.99 kit
RH6972	1969-72	.....	314.99 kit
RH7384	1973-84	.....	314.99 kit
RH7384D	1973-84	black face/bezel	314.99 kit



RS7173

- Functional Wonderbar Center button
- SiriusXM-Ready\*
- Made-For-iPod/iPhone® + Handsfree Bluetooth
- Stream Wireless Audio From iPhone® or Android®-based Phones
- AM/FM RDS Tuner with 30 Presets
- 32,000 Color LCD Illumination
- 25 Watts x 4 RMS/45 Watts x 4 Power Output
- Dual RCA Pre-outs + Subwoofer Output
- Rear Mounted USB Ports & Two Auxiliary Inputs for Apple® or Other Mobile Devices

## 1958 Wonderbar Radio

The new RetroSound Wonderbar looks like the original radio but offers the most modern technology available for your classic ride. Mounts seamlessly into your dash, with no additional faceplates or bezels needed. The functional Wonderbar push-button can seek forward or backward depending on which side of the Wonderbar the driver presses. Includes radio head unit, knobs, harness, and mounting hardware.

**Important:** SiriusXM satellite radio requires monthly subscription and radio tuner (sold separately.) For XM radio tuner see part #XM300.

**Chrome Face with Chrome Knobs** 379.99 kit  
RS7172 1958

**Chrome Face with Chrome/Black Dot Knobs** 379.99 kit  
RS7173 1958



RG6784C

**Includes Retro Style Metal Knobs!**



- Rear Auxiliary Input
- Authentic Push Button Styling
- 18 Watts x 4 RMS/40 Watts x 4 Peak Power Output
- AM/FM Tuner with 30 Presets
- LCD Display with Enhanced Viewing Angle

## 1958-84 Laguna AM/FM Radio

The Laguna AM/FM radio couples a classic retro appearance with modern electronics and advanced technology. Features 30 station presets, rear auxiliary input and the exclusive "Infinimount" shaft bracket system which allows you to adjust the radio shafts to fit virtually any OE radio opening. Includes authentic retro style metal knobs for a factory original appearance.

**Includes: Chrome Radio, Buttons, Bezel, and Knobs**

RG5960C	1959-60	.....	209.99 ea
RG6162C	1961-62	.....	209.99 ea
RG6364C	1963-64	.....	209.99 ea
RG6566C	1965-66	.....	209.99 ea
RG6784C	1967-84	.....	209.99 ea

# In-Dash Audio

Get the OE look with today's technology with an Antique Automobile Radio.

1959-60



B9114

1969-70



B9120



## 1958-70 Modern Reproduction Radio

Get the exact look and feel of your original radio with the performance you expect from today's technology. Inside each radio case is a digital AM/FM tuner system with a 180 watt RMS power amplifier and RCA inputs for iPod®, MP3, or satellite radio. Bluetooth compatible. Two powerful microprocessors monitor the controls to precisely imitate the original function while pumping out a clean, powerful sound. Fits into stock location without dash modification. Includes: die-cast chrome knobs, faceplates, where applicable. Made in USA.

B9118	1958	Wonderbar radio	\$49.99 ea
B9114	1959-60	Wonderbar radio	\$49.99 ea
B9119	1961-62	radio	\$49.99 ea
B9115	1963	radio	\$49.99 ea
B9116	1964	radio	\$49.99 ea
B9120	1969-70	radio	\$49.99 ea

New!



MU222



MU224

- Bluetooth
- 300 Watts Peak Power
- 2 AUX Inputs
- Customizable LCD
- 4 Channel RCA Pre-outs
- Separate Tone Control
- Subwoofer Pre-out
- RDS Tuner

## 1958-72 USA-740 Bluetooth Radio

The USA-740 offers the same classic look that Custom Autosound has always been known for with today's latest features. Built-in Bluetooth allows you to answer calls and stream music from your Bluetooth compatible device. The AM/FM RDS tuner shows station, song, and artist on the customizable LCD. The USA-740 can fully control the optional CD-1 compact disc player.

MU222	1958	Impala	\$69.99 ea
MU223	1959-60	Impala	\$69.99 ea
MU224	1961-62	Impala	\$69.99 ea
MU225	1963-64	Impala	\$69.99 ea
MU226	1965	Impala	\$69.99 ea
MU227	1966	Impala	\$69.99 ea
MU228	1967-68	Impala	\$69.99 ea
MU229	1969	Impala	\$69.99 ea
MU230	1970-72	Impala	\$69.99 ea



MU211C

## 1958-84 USA-230 AM/FM Stereo

Custom Autosound's USA-230 is an excellent choice for classic car enthusiasts looking for a more affordable radio without sacrificing quality electronics and a classic stereo look. It has been designed to fit in the stock dash without any modifications required. The USA-230 has the same appearance and all of the features offered in our USA-630 model simply without USB port, iPod dock and CD-changer control. The USA-230 does provide an auxiliary input which can connect to iPods, iPhones, satellite radio tuners or any other device with a headphone jack. It also boasts a Channel RCA pre-outs and a digital display with electronic tuner, 16 station pre-sets and a 4 way fader. With 200 watts peak, (4 x 50).

Note: \*Includes chrome dash bezel.

MU201C	1958	.....	207.99 ea
MU202C*	1959-60	.....	207.99 ea
MU211C	1961-62	.....	207.99 ea
MU203C	1963-64	.....	207.99 ea
MU204C	1965	.....	207.99 ea
MU205C	1966	.....	207.99 ea
MU206C	1967-68	.....	207.99 ea
MU207C	1969	.....	207.99 ea
MU208C	1970-72	.....	207.99 ea
MU209C	1973-77	.....	207.99 ea
MU210C	1978-84	.....	207.99 ea



MU614C

## 1958-84 USA-630 AM/FM Stereo

Custom Autosound's USA-630 is designed to provide the best in audio technology wrapped in a classic stereo look. It will fit your vehicle's stock dash without any modifications required. Modern features like a USB input for flash drives to playback MP3/WMA song files and a dock for your iPod. When connected to these devices the radio's digital display will show artist, song, album titles and allow song navigation through the radio itself. The USA-630 is compatible with our optional BLUKIT which enables bluetooth music streaming from your enabled phone as well as handsfree mobile calling through the vehicle's speakers and BLUKIT's built-in microphone. With 300 watts peak the radio provides plenty of power but additionally contains four RCA pre-outs for optional amplifiers. It also includes Auxiliary inputs for satellite radio tuners, iPhones or any portable player you may wish to use.

Note: For BLUKIT see part #A910300. \*Includes chrome dash bezel.

MU601C	1958	.....	265.99 ea
MU602C*	1959-60	.....	265.99 ea
MU614C	1961-62	.....	265.99 ea
MU603C	1963-64	.....	265.99 ea
MU604C	1965	.....	265.99 ea
MU605C	1966	.....	265.99 ea
MU606C	1967-68	.....	265.99 ea
MU607C	1969	.....	265.99 ea
MU608C	1970-72	.....	265.99 ea
MU609C	1973-77	.....	265.99 ea
MU610C	1978-84	.....	351.99 ea

New!



## 1985 Impala Slidebar Radio

Just slide the "slidebar" to the right and the analog AM radio display drops away to reveal a full featured digital display! Includes an Ipod adapter and a USB input on the back of the radio. The LCD display shows the song/artist/album titles during playback of USB devices, iPod files, and AM/FM radio. Features 7 selectable color choices. If 300 watts of audio power isn't enough satisfy your needs, there are 4 pre-outs jacks and a subwoofer out on the back of the radio for amplifiers.

MU312C	1965	Impala.....	377.99 ea
--------	------	-------------	-----------



CU809C

## USA4-DIN Radio/CD Player

Custom Autosound's USA4-DIN radio is a great choice for any classic car or truck with a "DIN" radio opening (approximately 7.2" x 2.1"). This includes most foreign and domestic vehicles from 1984 onward. Also fits perfectly in classic cars, trucks, and streetrods with dashes cut for DIN radios. The USA4-DIN has a full featured digital display that flips down to reveal a CD player underneath. Features a built-in USB 2.0 input and auxiliary input behind small closed doors in the front panel. With built in Bluetooth you have several ways to listen to your favorite music. With the RDS tuner you will see the artist's name and the title of the music playing. Features 160 (4 x 40) watts of power, and one pair of RCA pre-outs for rear amplifier.

CU809B	1984-up	black.....	239.99 ea
CU809C	1984-up	chrome.....	239.99 ea

Retrosound



NR1012


## 1991-93 Newport Radio

The Retrosound Newport is the direct fit modern audio upgrade with a factory style appearance for 1991-93 models. Designed for 1.5 DIN (3" x 7") dash openings, the Newport offers the most modern high tech features including an iPod® interface, Bluetooth® connectivity, dual USB ports, and two auxiliary inputs for portable devices. Dual color (amber or green) illumination lets you match the Newport to your vehicle's backlighting and blend in to your interior.

Important: Factory DelcoBose sound systems require an adapter to retain the factory amplified speaker system.

NR10102	1991-93	front mount auxiliary	411.99 kit
NR10202	1991-93	rear auxiliary	318.99 kit
NR10302	1991-93	front mount auxiliary	241.99 kit

# Radio Knobs



## 1958-88 Radio Bezel and Knobs

Complete the look of your RetroSound Series 1 or 2 radio with the correct knobs and bezel. Designed for each specific year range to fit your dash. Each bezel and knob set will add a great look to your interior. Set includes bezel and two knobs.

RS7901	1958	chrome knob.....	62.99 set
RS7008	1959-60	chrome knob.....	62.99 set
RS7009	1961-62	chrome knob.....	62.99 set
RS7003	1963-64	chrome knob.....	62.99 set
RS7050	1963-64	black knob.....	62.99 set
RS7004	1965-66	chrome knob.....	62.99 set
RS7005	1965-66	black knob.....	62.99 set
RS7006	1967-68	chrome knob.....	62.99 set
RS7903	1969-72	chrome knob.....	62.99 set
RS7904	1973-84	chrome knob.....	62.99 set
RS7905	1973-84	black knob.....	62.99 set
RS7018	1973-88	black knob.....	62.99 set



## 1965 Chrome Radio Faceplate

Reproduction chrome radio faceplate for 1965 Chevrolet full size models. The die-cast face is correct for AM/FM radios and includes the original style slide bar and radio lens. The faceplate and slide bar both feature a brilliant chrome finish.

986203	1965	chrome.....	299.99 ea
--------	------	-------------	-----------



## Radio Shaft Nuts

Reproduction thin nuts for many various applications 1959 and later. Fits radios that use 7/16"-28 thread x 1/8" thick flat style Hex nuts.

KW107	7/16"-28 x 1/8"	.....	4.99 pr
-------	-----------------	-------	---------



## 1958 Radio Bezel Set

Correct reproduction volume-tone and selector bezel. Includes 4 pieces: volume/selector, and spacers.

CM2008	1958.....	42.99 set
--------	-----------	-----------



## 1958 Rear Speaker Bezel

This is a reproduction rear speaker bezel for 1958 models only. This bezel indicates front or rear radio speaker adjustment.

CM2009	1958.....	44.99 ea
--------	-----------	----------



## 1961-64 Radio Knobs

Reproduction radio knob for 1961-64 Impala, Bel Air, and Biscayne models. Each knob is manufactured in quality die-cast zinc and chrome-plated replicating the original for an exact replacement. Sold individually.

B9098	1961-63	reproduction.....	10.99 ea
B9277	1964	reproduction.....	10.99 ea



## 1967-68 Radio Knob Set

OER® radio knobs for 1967-68 full size models with original AM or AM/FM radios. Chrome-plated die-cast volume/tuning knobs and injection molded black ABS plastic tone/fader knobs. Manufactured to factory specifications.

**Note:** For use with factory radios only.

K661	1967-68	mono.....	21.99 set
K662	1967-68	stereo.....	21.99 set



## 1965-75 Radio Knob

Replace your missing or worn out original radio knobs with quality reproductions. Manufactured in the original material to factory specifications These knobs will replace your missing or worn out knobs providing a correct original appearance.

**Note:** For use with factory radios only.

14665	1965-66	reproduction.....	19.99 pr
3897313	1967-68	OER®.....	19.99 pr
K652	1969-70	OER®.....	16.99 pr
330107	1971-75	OER®.....	21.99 pr



## 1967-77 Radio Tone Control Knobs

OER® radio tone/fader knobs for 1967-77 full size models with original AM or AM/FM radios. Manufactured in quality injection molded ABS plastic. Sold in pairs.

**Note:** For use with factory radios only.

K478	1967-68	mono.....	8.99 pr
K478S	1967-68	stereo.....	7.99 pr
K656	1969-70	mono.....	12.99 pr
K657	1969-70	stereo.....	12.99 pr
Y1057	1973-76	with tab.....	9.99 ea
Y1058	1976-77	without tab.....	9.99 ea



# In-Dash Audio Components



CM2103

## USA 1958-62 AM Radio Lenses

Reproduction radio lenses are available for 1958-62 full size models with original radios. These lenses duplicate the originals in every detail and feature the correct lettering and colors. Manufactured in UV stabilized clear acrylic with molded in luminous light green light bar for perfect night viewing.

<b>Wonder Bar Radio Lenses</b>	
CM5515 1958.....	40.99 ea
<b>AM Radio Lenses</b>	
CM2103 1961-62.....	48.99 ea



CM2121

## USA 1969-70 Radio Lenses

Reproduction radio lenses are available for 1969-70 full size models with original AM/FM radios. These lenses duplicate the originals in every detail and feature the correct lettering and colors. Manufactured in UV stabilized clear acrylic with molded-in luminous light bar for perfect night viewing.

<b>AM/FM Radio Lenses, Luminous Light Green Border</b>	
CM2120 1969-70 mono.....	35.99 ea
CM2121 1969-70 stereo.....	35.99 ea



## USA 1963-64 Glove Box Radio Mount

Install any aftermarket radio you want while maintaining the original look of your dash! These direct fit stereo mounts allow you to install any single DIN stereo head unit in your glove box without any fabrication or modifications to your vehicle. Manufactured from laser cut steel and CNC bent for an exact fit. Features a textured black finish. Made in USA.

A6106101 1963-64.....	69.99 ea
-----------------------	----------






## 1961-62 Radio Cup Spacer

Reproduction radio mounting spacer for 1961-62 full size Chevrolet models. Fills the gap between the radio and dash panel for a secure fit. Fits original radios only.

KW108 1961-62.....	10.99 ea
--------------------	----------

Screen protectors shown installed



## Vintage Radio Dial Screen

RetroSound screen protectors feature a vintage look radio dial, giving your digital RetroSound radio an added sense of authenticity. Similar to what's used on cell phone screens, these clear screen protectors apply without adhesive making them simple to apply and easy to remove. Available with either a vintage style logo or with a GM licensed logo. Each set includes 3 screen protectors.

*Note: Radios shown for illustration purposes only.*

### Vintage Style Logos

<b>Fits Laguna, Hermosa, and Long Beach Radios</b>	
SCP01 1950's.....	14.99 set
SCP03 early 1960's.....	14.99 set
SCP02 late 1960's.....	14.99 set
SCP43 late 1960's "solid state".....	14.99 set
SCP04 AM/FM style.....	14.99 set

### GM Licensed Logos

<b>Fits Laguna, Hermosa, and Long Beach Radios</b>	
SCP15 Impala script logo.....	16.99 set
SCP22 Bel Air script logo.....	16.99 set
SCP25 El Camino script.....	16.99 set
SCP16 Chevrolet block lettering.....	16.99 set
SCP17 solid Bow Tie/Chevrolet.....	16.99 set
SCP20 Bow Tie outline logo.....	16.99 set
SCP21 vintage "GM" style lettering.....	16.99 set



## RetroMat Sound Dampening

RetroMat is a sound dampening self-adhesive mat designed to be used in conjunction with all RetroSound audio components to reduce heat, road noise, vibration, and to enhance the tonal qualities of your audio system. Great for door panels, floor pans, trunks, speaker kick panels, and more. RetroMat adheres without the need for external adhesives or glues and is simple to install.

RS7222 10" x 10" 2 piece.....	18.99 pr
-------------------------------	----------



14612 - detail



14611



15312

## Radio Color Bar

Reproduction color bars made popular on vehicles from the 1950's through the 70's. This cool accessory can be mounted anywhere and is run through your stereo to light up and move to the music. Includes two different interchangeable lenses for different lighting effects. Mounting hardware and instructions also included.

14611 black 16-1/2".....	309.99 ea
14612 chrome 16-1/2".....	370.99 ea
15311 black 26-3/4".....	359.99 ea
15312 chrome 26-3/4".....	434.99 ea



## Radio Noise Suppressor

Sometimes after installing any new sound system, you may experience bothersome engine/alternator noise. Be sure to check all grounds for good connections (radio, antenna, amp, etc.). If you still hear engine/alternator "whine", our quality noise suppressor may eliminate this problem.

*Note: For use with amplified systems only. Not for use with stock radios.*

NSP1 universal type.....	37.99 ea
--------------------------	----------



## Radio Off Delay

With this new device, you can listen to your radio after you remove the key from the ignition, just like many modern luxury cars! After removing they key, this unit will keep the radio power active for 15 minutes or until a door is opened. This allows you to continue listening to the radio without leaving the electric fan or other accessories running. And you're not limited to just the radio; it could be wired to control all accessory power so you still have control of the power windows after the key is off.

REI2005 radio off delay.....	64.99 ea
------------------------------	----------

# Stereo Accessories




**Features:**

- Wireless control up to 40'
- 200 watts 4 x 50
- USB MP3/WMA flash drive player
- iPod® interface with 7' docking cable (iPod not included)
- Alpha numeric LCD display shows artist/song titles
- Satellite radio input
- Auxiliary audio input
- 4 channel 3 Volt RCA pre-outs
- Subwoofer pre-out
- 24 station pre-sets (18FM/6AM)
- Flush-mount bezel and mounting bracket

## SecretAudio Sound System

SecretAudio system allows you to keep your original radio intact or hide your audio system altogether! The tuner/amp unit can be hidden out of sight and controlled by a mounted LCD panel with a RF remote control. Features an LCD display that can be mounted virtually anywhere and controlled by the compact radio frequency (RF) remote. Includes flush mount bezel and mounting bracket for your choice of LCD display mounting.

S102 ..... 369.99 set



## Custom Trim Plates

Textured ABS plastic sheet is ideal for making custom trim plates for radios, EQs, crossovers, front panels, and more. Textured front, smooth back. Easy to trace on. Can be scored with a utility knife and snapped apart or use a hand saw or table saw to cut. It is slightly conductive to reduce the effects of static electricity (dust cling). Measures: 12" x 24".

AV116 1/16" thick ..... 4.99 ea  
AV332 3/32" thick ..... 9.99 ea  
AV118 1/8" thick ..... 12.99 ea



## Universal USB Port

This USB/Auxiliary extension cable is available in black or chrome and can be either panel-mounted or, with the black version only, mounted beneath the dash with the supplied under dash housing. It features a 53" extension of both a USB input and a standard 3.5mm auxiliary input. This can be used to add a USB port and auxiliary input in place of the factory cigarette lighter or almost anywhere in your vehicle

RS001B universal black ..... 19.99 ea  
RS001C universal chrome ..... 19.99 ea



## SiriusXM Radio Tuner Set

The SiriusXM radio tuner set connects directly to any of the RetroSound satellite ready radios to provide the signal required. No need for special adapters or cables. The compact size installs easily and discreetly behind the dash for a fully integrated look.

XM300 SiriusXM ..... 59.99 set



## Play Portable MP3's or CD's on Your Factory Radio!

You now have the freedom to listen to your favorite music using a modern MP3 player, iPod or CD player in your classic with the RediRad adapter, the only portable music adapter specially designed for older vehicles. The music is seamlessly routed from any portable music player such as a cassette, CD or MP3 player, even satellite radio into your stock AM or AM/FM radio without any vehicle modifications. Designed for simple and out-of-sight installation, it uses a standard audio plug on a six foot cable to connect to your portable player. When music is detected at the audio plug, the RediRad automatically switches from the radio broadcast to your personal player. The radio will return to normal operation after switching off your personal player. Made in USA.

14923 RediRad adapter ..... 128.99 ea



## Bluetooth® Receiver Adapter

Now you can wirelessly stream audio and take handsfree calls from the road in your Classic Impala! Simply plug this into your cigarette lighter, connect the cable to your radio's 3.5mm input jack, and pair your Bluetooth® enabled phone or other device... that's it! You'll be ready to wirelessly stream music from your device to your audio system. Calls and music are routed through your car's speakers for excellent sound quality. Includes Bluetooth adapter and 18" extension cable.

AR9901 Bluetooth® adapter ..... 42.99 ea



## Bluetooth Interface

Wireless interface for custom autosound CD controller radios (USA-630, Secretaudio (SST & SRMS), USA-66). This adapter plugs into the CD changer port of your custom autosound radio and gives you the ability to do handsfree calling from your Bluetooth® capable phone. Also listen to music stored on your AZDP enabled bluetooth device.

A910300 ..... 109.99 ea



## 1973-81 Rear Radio Speaker Cover

Covers speaker used with rear seat shell panel on 1973-81 models. This highly insulated cover features a jute padded material that keeps the speaker generating sound inside the passenger compartment instead of the trunk.

K437 1973-81 ..... 24.99 ea



## 1973-81 Rear Speaker Enclosure Retainer

Correct retainer clip used to hold the rear speaker enclosure in place. This clip may be used on all Impala models from 1973-81.

3973666 1973-81 ..... 5.99 ea

# Stereo Accessories



- Compact Footprint: 9" x 2-3/4" x 13-3/4"
- 100 Watt Max Power Output
- High/Low Level Inputs
- Adjustable Crossover Network (50-100Hz)
- 180 Degree Phase Control
- 35-100 Hz Frequency Response Range

## Powered 8" Subwoofer

RetroSound's new powered subwoofer is a great way to add some bass to your audio system. This low profile subwoofer features a die-cast aluminum enclosure for optimal heat dissipation and has a compact footprint for easy mounting under or behind seats. Measures: 9" x 2-3/4" x 13-3/4".

RB450 8" subwoofer ..... 219.99 ea



- Full range Class D digital circuitry
- Advanced protection circuitry
- Built-in low pass (LPF) and high pass (HPF) electronic crossovers
- Selectable mode switch for 2 & 3 channel operation
- Works with any radio with low level outputs

## Stereophonic Radio Amplifier

The RetroSound Stereophonic 3 channel amplifier offers exceptional dynamic range for the best possible sound reproduction from your audio system. Unique design allow a complete audio system to be built using a single amplifier. Features: 65 watts RMS x 2 channels full range @ 4 Ohms, 170 watts RMS x 1 channel subwoofer @ 4 Ohms (229 watts RMS @ 2 Ohms), bass boost, and dimensions 12" x 5-1/4" x 2".

RS7202 3 channel amp ..... 189.99 ea



- Full range Class D digital circuitry
- Advanced protection circuitry
- Built-in low pass (LPF) and high pass (HPF) electronic crossovers
- Selectable mode switch for 4 & 5 channel operation
- Works with any aftermarket radio with low level outputs
- Includes wired subwoofer remote gain control

## Technophonic Radio Amplifier

The RetroSound Technophonic 5 channel amplifier offers exceptional dynamic range for the best possible sound reproduction from your audio system. Unique design allow a complete audio system to be built using a single amplifier. Features: 65 watts RMS x 4 channels full range @ 4 Ohms, 225 watts RMS x 1 channel subwoofer @ 4 Ohms (330 watts RMS @ 2 Ohms), Bass Boost, and dimensions 8-1/4" x 5-1/4" x 2".

RS7203 5 channel amp ..... 249.99 ea



RS7201 - amplifier detail



RS7201 - shown with wiring components - included.

- 45 watts x 4 channels continuous power output
- Full range Class D digital circuitry
- Ultra-low current draw
- Advanced protection circuitry
- Shielded to prevent interference with the radio
- Built-in variable high pass/full range crossover
- Direct connection compatible with all RetroSound radios
- Compact size (7-1/4" x 3" x 1-3/4")
- Works with any aftermarket radio with low-level outputs

## Quadrasonic Radio Amplifier

The RetroSound Quadrasonic 4 channel amplifier is a full-range power amplifier that offers exceptional dynamic range and low distortion for the best possible sound reproduction from your audio system. The compact size means you can install it virtually anywhere.


RS7201 4 channel amp ..... 219.99 ea



DE150340



DE150360



shown with speaker speakers not included

## Boom Mat Speaker Baffles

Solve the problem of rattles and vibrations caused by speakers and protect the back of speakers from damage. Boom Mat speaker baffles maximize speaker performance by isolating the frequency responses while damping reverberation. Also forms a water tight protective shell to prevent moisture intrusion. Made from a closed cell polyethylene to enhance frequency response for improved sound clarity. Easy conformably in tight spaces for a professional installation.

### Round Baffles

DE150310	4"	standard	8.99 pr
DE150311	4"	slim	8.99 pr
DE150320	5-1/4"	standard	8.99 pr
DE150321	5-1/4"	slim	8.99 pr
DE150330	6-1/2"	standard	9.99 pr
DE150331	6-1/2"	slim	8.99 pr
DE150340	6-3/4"	standard	9.99 pr
DE150341	6-3/4"	slim	9.99 pr

### Oval Baffles

DE150350	4" x 6"	standard	9.99 pr
DE150360	5" x 7"	standard	9.99 pr
DE150361	5" x 7"	slim	9.99 pr
DE150370	6" x 8"	standard	10.99 pr
DE150371	6" x 8"	slim	10.99 pr
DE150380	6" x 9"	standard	10.99 pr
DE150381	6" x 9"	slim	10.99 pr

### Speaker Performance Set

PE150199	4 piece	2.1 sq. ft.	15.99 set
----------	---------	-------------	-----------

# Speakers & Accessories



1224267  
front and back shown

793362  
front and back shown

7307181  
front and back shown

16033662  
front and back shown

## 1958-85 OE Style 8-10 Ohm Speakers

Reproduction factory style 8-10 Ohm speakers for 1958-85 full size models. Manufactured to original GM specifications featuring black fabric dust screen installed on all. These speakers are to be used with original style radios that require 8-10 Ohm speakers. Service replacements for some models, mounting hardware not included. Sold individually. Use as required.

**Note:** \*Original square type magnet mounting brackets might not fit these speakers, check magnet configuration on the back of original speaker before ordering. Custom brackets may be needed for certain applications.

**4" x 10" - Dash - Rectangle Design**  
1224267\* 1958-77 8-10 Ohms ..... 69.99 ea

**4" x 10" - Dash - Oval Design**  
7307181\* 1958-85 8-10 Ohms ..... 69.99 ea

**6" x 9" - Dash or Rear Seat Shelf**  
7933362\* 1958-85 8-10 Ohms ..... 59.99 ea

**4" x 6" - Kick Panel or Dash**  
16033662 1958-85 8-10 Ohms ..... 49.99 ea

KENWOOD



S5002

## 1958-76 Dual Dash Speaker

Kenwood upgrade replacement for your original in-dash speaker. This quality speaker is designed to fit directly under the dash as original. Each in-dash speaker includes two speakers built into one assembly with necessary wiring.

**21 Watt**  
S5026 1958-60 front ..... 79.99 ea  
S5034 1963-64 full size ..... 83.99 ea  
S5026 1971-76 mono spkr location ..... 79.99 ea  
S5003 1965-66 without AC ..... 83.99 ea

**40 Watt Speakers**  
S5004 1965-66 with AC ..... 83.99 ea  
S5012 1967-68 with AC ..... 83.99 ea



S5013



S5014

## 1958-76 Dual Dash Speaker

Excellent quality replacement for original front in-dash speaker. These quality speakers are designed to fit directly under the dash in the original location. Wiring included.

**60 Watt Speakers**  
S5013 1961-62 center..... 47.99 ea  
S5001 1965-66 without AC ..... 47.99 ea  
S5015 1967-68 with AC ..... 47.99 ea  
S5014 1967-68 without AC ..... 47.99 ea  
S5014 1969 Caprice..... 47.99 ea

**100 Watt Speakers**  
S5016 1958-60 front ..... 47.99 ea  
S5018 1963 all ..... 47.99 ea  
S5018 1964 with AC ..... 47.99 ea  
S5000 1965-66 with AC ..... 47.99 ea  
S5016 1971-76 mono spkr location ..... 47.99 ea



S4002V

## 1958-76 Dual Voice Coil Speaker

Get the best quality sound possible from your stereo with these 140 watt dual voice coil speakers. These speakers have up to 70% more cone area than original, giving you improved bass response and power. Both stereo channels hook directly to one speaker. Mount in stock location.

**Dual Voice Coil Dash Speakers**  
S5037 1958-60 front ..... 59.99 ea  
S5036 1961-62 front ..... 59.99 ea  
S5061 1963-64 fits 64 w/factory air ..... 65.99 ea  
S4002V 1965-66 without factory air ..... 65.99 ea  
S5001V 1965-66 with factory air ..... 65.99 ea  
S5058 1967-68 without factory air ..... 65.99 ea  
S5059 1967-68 with factory air ..... 65.99 ea  
S5063 1969-70 all ..... 65.99 ea  
S5037 1971-76 mono spkr location ..... 59.99 ea

**Universal Dual Voice Coil Speaker**  
S5040 1958-76 5 x 7 ..... 59.99 ea



RetroSound

RB334

RB334 - profile



RB332



RB336



RB338

## 1958-72 Ultra Thin Speaker

The RetroSound Ultra Thin speakers are designed and sized to fit in an original or custom location. These speakers feature a low profile basket and ultra thin Neodymium magnet structure. Due to their ultra thin mounting depth profile, 1.30" and 1.77", you can mount them in places other speakers can't fit. Features include full range speakers with a low profile Mylar tweeter assembly, rigid poly cone, and Santoprene surround.

**Note:** Dual voice coil speakers allow you to connect the LH and RH connections to one speaker.

### Dual Voice Coil Dash Speakers

#### 1.77" Mounting Depth

1958-60 - 200 Watts Max

RB334 6" x 9" ..... 82.99 ea

1963-64 - 100 Watt Max

RB333 5" x 7" ..... 77.99 ea

1965-68 with AC - 100 Watt Max

RB333 5" x 7" ..... 77.99 ea

1965-68 without AC - 160 Watt Max

RB332 4" x 10" ..... 82.99 ea

1969-70 - 160 Watt Max

RB332 4" x 10" ..... 82.99 ea

1971-72 with Factory Mono Stereo - 100 Watt Max

RB333 5" x 7" ..... 77.99 ea

### Universal Ultra Thin Speakers

#### 1.77" Mounting Depth

Single Voice Coil - 100 Watt Max

RB336 6-1/2" diameter ..... 79.99 pr

#### 1.30" Mounting Depth

Single Voice Coil - 80 Watt Max

RB338 4" x 6" ..... 79.99 pr

# Speakers & Accessories



## 1958-64 Kick Panels

These kick panels enhance interior appearance. All models are black ABS plastic that can be left as is or painted to match your interior. The panels are available without speakers so you can add your own.

A6100101	1958.....	101.99	pr
A6100102	1959-60.....	101.99	pr
A6100103	1961-62.....	101.99	pr
MCK007	1963.....	101.99	pr
A6100104	1964.....	101.99	pr
A6100105	1964.....	101.99	pr



## 1958-64 Kick Panels and Speakers

You can now enhance sound quality with kick panel speaker assemblies! These new kick panels sound great, enhance interior appearance and install with no modification.

### Pioneer Speakers

6-1/2" 140 Watt			
MPK001	1959-60 with vent.....	213.99	pr
MPK002	1961-62 with vent.....	213.99	pr
MCK003	1963 w/vent.....	213.99	pr
MPK006	1964 w/vent, with AC.....	213.99	pr

### Custom Autosound Speakers

4" x 6" 60 Watt			
MCK005	1958 all.....	149.99	pr
6-1/2" 80 Watt			
MCK001	1959-60 w/vent.....	149.99	pr
MCK002	1961-62 w/vent.....	149.99	pr
MCK003	1963 w/vent.....	149.99	pr
MCK004	1964 w/vent, w/o AC.....	149.99	pr
MCK006	1964 w/vent, with AC.....	149.99	pr



## 1959-62 Dash Mounted Dual Speakers

Adding stereo sound to your classic doesn't have to involve cutting the doors, door panels, or package shelf to install stereo speakers. The dash mounted dual speaker easily installs in stock dash speaker location to produce true stereo sound on a wide variety of classic vehicles equipped with a dash speaker that is held in by screws. Can also increase sound quality of stock mono radio. Available in basic dual cone style. Basic speaker is rated to handle 30 watts.

**Basic Dual Speakers 30 Watts**  
M18808A 1959-62 with AC..... 34.99 ca



## 1961-62 Kick Panels w/ Speaker Cutouts

RetroSound kick panels mount easily in your classic 1961-62 Impala models, and will fit most 6-1/2" speakers. Features textured finish and can be painted to match your interior. The speaker mount is angled to direct sound upwards towards the listener, and not at your feet. Kick panels require speaker mounting and installation. Sold in pairs

RS7075 1961-62 LH and RH..... 104.99 pr



## 1961-62 Kick Panels with Speakers

RetroSound kick panels for 1961-62 Impala, Bel Air, and Biscayne models. Features textured finish and can be painted to match your interior. The speaker mount is angled to direct sound upwards towards the listener and not at your feet. Available with either RetroSound standard or premium 6-1/2" speakers. Speaker grills are included. Sold in pairs.

Standard 50 Watt Speakers			
RS7211	1961-62 50 watt.....	164.99	pr
Premium 100 Watt Speakers			
RS7212	1961-62 100 watt.....	189.99	pr



## 1963-72 Replacement Dash Speaker

These RetroSound standard replacement dash speakers are just what you're looking for to finish your sound system. These speakers have an acoustically transparent cone to protect drivers and cone from the elements. They have a 3 way mid-range tweeter to accurately reproduce midrange and high frequencies.

### Dual Voice Coil Dash Speakers

2" Mounting Depth			
1963-64 - 30 Watt Max			
RB359	5" x 7".....	52.99	ea
1965-68 with AC - 30 Watt Max			
RB359	5" x 7".....	52.99	ea
1971-72 with Center Speaker - 30 Watt Max			
RB359	5" x 7".....	52.99	ea

### Dual Voice Coil Dash Speakers

2.3" Mounting Depth			
1965-68 without AC - 40 Watt Max			
RB358	4" x 10".....	57.99	ea
1969-70 - 40 Watt Max			
RB358	4" x 10".....	57.99	ea

### 3-1/2" Round Single Voice Coil Speaker

1.3" Mounting Depth			
1971-72 with Factory Stereo - 30 Watt Max			
RB335	LH and RH.....	59.99	pr



## 1965-72 Kick Panel Speakers

Our 4" x 6" speaker assemblies will fit all 1965-72 full size models. If your vehicle was originally equipped with kick panel speakers, you can install them using the original speaker grills. For models that did not include this option, cutting will be necessary for installation. Speaker grill sold separately, 80 watts at 4 Ohms.

Single Voice Coil - 80 Watt Max			
SPUV46	1965-72 4" x 6".....	47.99	pr

# Speakers & Accessories



## 1971-76 Front Dash Side Speakers

Quality in-dash side speakers for 1971-76 full size models originally equipped with stereo. These speakers can handle up to 60 watts and are designed to mount directly under the dash pad. Each set include mounting brackets, wiring, and two speakers.

S5025 1971-76 with stereo..... 47.99 pr



## Premium Round Coaxial Speakers

Premium round coaxial stereo speakers provide the ultimate audio quality in your classic Impala. Speakers are available in your choice of 4" or 6-1/2" diameter with 60 or 80 watts peak power capacity. Ultra thin design makes this speaker perfect for a variety of installation locations including in kick panels, interior door panels, interior quarter panels, package trays, the sides of consoles, and many other possibilities. Tweeters produce smooth and natural sounding highs. Speaker grills are included. Sold as a pair.

154927 4" 60 watts 115-20KHZ 89.99 pr  
154928 6-1/2" 80 watts 80-18KHZ..... 89.99 pr



## Drop-In Replacement Speaker

GRS AS-series replacement speakers are economical drop-in replacements for blown, damaged, or dry-rotted speakers used in many vehicle models. The moisture resistant polypropylene cone reduces the chance of fading and dry-rotting. Replace your damaged or aging automotive speakers, and restore the sound of your vehicle! Sold individually.

*Note: 3-1/2" and 4" speakers are commonly found in the dashboard of many vehicles. Check your vehicle's manual or other references to verify compatibility.*

AV1035 3-1/2"..... 7.99 ea  
AV1004 4"..... 8.99 ea



## S-42 Round Speakers

These RetroSound 4" stereo speakers offer high-quality sound at an exceptional value. Mylar tweeters produce crisp, clear highs. Treated foam surrounds offer smooth sound and remarkable durability. Speaker grills not included.

RB360 LH and RH..... 64.99 pr



## R-452N Ultra Thin Speakers

RetroSound 4" stereo speakers are a great way to upgrade the sound in your classic. They use a Neodymium magnet structure for high power handling in a slim-mount design - mounting depth is just 1.8" (45.5mm). Santoprene surrounds deliver the most natural sound possible with no distortion. Mylar tweeters produce crisp, clear highs.

RB361 LH and RH..... 89.99 pr



## Rear Seat Shelf Speakers 6" x 9"

Three models to choose from. High-quality three way speakers include mounting hardware, grills, and speaker wire. Can be installed in the rear seat shelf on most hardtop and sedan models. Sold in pairs.

**Custom Auto Sound Speakers**  
SPUV69 80 watt capacity..... 107.99 set

**Kenwood Speakers**  
SPUV70 300 watt capacity..... 91.99 set



## 3 Way Premium Ultra Thin Speakers

These RetroSound 6" x 9" stereo speakers are a great way to upgrade the sound in your classic. They use a Neodymium magnet structure for high power handling in a slim-mount design - mounting depth is just 2.2" (56mm). Santoprene surrounds deliver the most natural sound possible with no distortion. Mylar tweeters produce crisp, clear highs.

R5693N LH and RH..... 114.99 set




## Under Seat Custom Speakers

This speaker system is designed specifically for under seat or horizontal wall installations. For a great sound combine these with one of our DVC (dual voice coil) speakers in the dash and you'll have a great system without any vehicle modifications.

**Undercover Stealth Speakers**  
Undercover Stealth contains one 5-1/2" woofer and Piezo tweeter in each enclosure and is 2-7/8" high x 8" x 11".  
S5060 120 watt capacity..... 141.99 pr


**Undercover II Upgrade Speakers**  
Undercover II contains one 8" woofer and Piezo tweeter in each enclosure and is 3" high x 11" x 12-1/2". With the Undercover II you get a much fuller deeper sound.  
S5064 200 watt capacity..... 189.99 pr



## 1964 Backseat Driver Speaker Panel

The backseat driver is available for 1964 Impala models. The panel mounts to the back of the rear seat through the trunk. Includes two 8" subwoofers and the Boss 400 watt amp. Cables and wires also included.  
BSD101 1964..... 257.99 ea

# Speaker Accessories



## 1965-72 Kick Panel Speaker Grills

OE<sup>R</sup> 4" x 6" OE style kick panel speaker grills for various 1965-72 Chevrolet full size models. Each grill is a correct duplicate of the original, GM #3899805. The interior will remain original in appearance when these high-quality speaker grills are installed.

HC27 1965-72 LH and RH..... 49.99 pr

New!




## 1966-73 Rear Speaker Grill

Reproduction rear speaker grill for 1966-73 full size (except wagons) models. Manufactured in quality stamped steel replicating the original design for an authentic appearance and fitment.

7295996 1966-69 req. 4 screws..... 22.99 ea  
7938725 1971-73 w/4mount studs.... 29.99 ea

New!



## Universal Rear Speaker Grill

Reproduction rear speaker grill for Chevrolet full size models. Grill features straight or curved sides and four built-in studs like the original. This is a reproduction of the original GM speaker grill installed in rear speaker tray areas.

3961598 universal 4 mount studs..... 89.99 ea  
RD6480Z universal 4 mount studs..... 28.99 ea



## Retro Rear Speaker Grill

Universal retro 6" x 9" speaker covers. The black musical note covers are paintable to match your interior. The pipe organ covers are available in chrome only.

### Organ Pipes Cover

TF901024 universal chrome..... 44.99 ea

### Musical Note Cover

TF901025 universal chrome..... 23.99 ea  
TF901026 universal black..... 22.99 ea



## Convertible Rear Speaker Mounting Screws

OE<sup>R</sup> rear speaker chrome screw and anchor bolt set used to mount the rear speakers and grills on various 1965-69 convertible models. For use on models with rear speaker option U80 (auxiliary speaker, rear) There are 4 screws and bolts required per housing. Set of 4.

K101 1965-69 4 piece..... 19.99 set



## Rear Speaker Mounting Studs

Features correct spring clips used to keep tension on the stud when installed. For hardtop/convertible models that have a mesh type package tray where the speaker grill is part of the package tray. Set of four mounts one speaker.

14777 1964-81 4 piece..... 17.99 set


New!



## Universal Spacer for Kick Panel Speakers

Universal 1/2" or 1" thick spacer for vehicles that need more depth to mount speaker in door or kick panel or anywhere extra depth is needed. These spacers are for 6-6 1/2" speakers. Will also work with most 5-1 1/4" speakers. Sold by the pair.


82-4400 universal 1/2"..... 21.99 pr  
82-4300 universal 1"..... 10.99 pr



## 1965-76 Speaker Harness

For the purists, Classic Industries' Restoration Professionals have assembled a vast array of correct GM spec speaker harnesses built by one of the nations leading experts! Correct in every aspect, down to the last detail, this setup is for original type radios or speakers.

CG50858 1965-68 single rr seat spkr ... 50.99 ea  
CG53526 1968-69 4 splr stereo fr/r... 78.99 ea  
CG01421 1970-76 prr ext. 1 fr splr... 46.99 ea  
CG01423 1970-71 AM, AM/FM mono 87.99 ea  
MP38574 1970-75 rear seat ext. .... 59.99 ea



## Retro Design Chrome Antenna Topper

Give your classic ride that retro look. This chrome antenna topper easily mounts to most antennas. Die-cast, chrome-plated. Mounting hardware and tool included. Available in amber, blue, green, or red.

CP50026A amber..... 20.99 ea  
CP50026B blue..... 20.99 ea  
CP50026C green..... 20.99 ea  
CP50026D red..... 20.99 ea



## 1970-78 Antenna Ground Strap

Reproduction cowd to hood antenna ground strap. This strap is manufactured to original specifications and grounds the windshield mounted antenna to the hood.

1253526 1970-78..... 12.99 ea



## 1985-96 Power Antenna Relay

Mounted on the base of the power antenna motor, this relay may become inoperative due to excessive heat and electrical loads leaving your vehicle without the use of the power antenna.

WE20118 1985-96..... 24.99 ea



## Antenna Wrench

Simple and compact, this tool fits most antenna bezel nuts. Compared to other tools, it is easier to carry and use, and won't damage the nut. Rugged steel construction for years of use.

S21600 universal..... 24.99 ea



## 1963-64 Antenna Nut Tool

Finally a way to remove the chrome antenna nut on 1963-64 Impala models! Simple tool allows the user to remove the antenna nut easily and safely.

BS264 1963-64..... 11.99 ea

# Antennas



## 1961-66 Front Antenna Assembly

Reproduction front antenna assemblies for 1961-66 models. Manufactured to factory specifications each piece is chrome-plated, and includes correct mounting hardware to angle the assembly vertically on fender mounted antennas, or at an angle pointing towards the rear on quarter mounted antennas.

B255244	1961-62	AM	54.99 ea
B255245	1963-64	AM	64.99 ea
B255400	1965-66	AM	42.99 ea
B255410	1965-66	FM	69.99 ea



## 1958-66 Rear Antenna Assembly

Reproduction rear antenna assemblies for 1958-66 models. Manufactured to factory specifications each piece is chrome-plated, and includes correct mounting hardware to angle the assembly vertically on fender mounted antennas, or at an angle pointing towards the rear on quarter mounted antennas.

B19081	1958	LH/RH	w/cable	104.99 ea
B255195	1959	LH	dummy	74.99 ea
B255190	1959	RH	w/cable	89.99 ea
B255200	1960	LH	dummy	94.99 ea
B255205	1960	RH	w/cable	114.99 ea
B255215	1961-62	LH	dummy	92.99 ea
B255210	1961-62	RH	w/cable	94.99 ea
B255260	1963	LH	dummy	59.99 ea
B255250	1963	RH	w/cable	69.99 ea
B255280	1964	LH	dummy	54.99 ea
B255270	1964	RH	w/cable	61.99 ea
C2603	1965-66	LH	dummy	64.99 ea
C2602	1965-66	RH	w/cable	67.99 ea



## 1967-69 Oval Antenna Mast

Correct reproduction original style oval mast telescoping antenna for 1967-69 full size models. Available in chrome-plated as original or in polished stainless steel. This reproduction will fit and function properly and provide years of trouble-free service.

<b>Screw-In Mount</b>			
F110	1967-68	OE chrome	129.99 ea
A8100250	1967-68	stainless	88.99 ea
<b>External Nut Retained</b>			
F111	1969	OE chrome	118.99 ea
A8100259	1969	stainless	99.99 ea



## 1963-75 Antenna Mast

High-quality reproduction antenna mast for 1963-75 full size models. 1963-68 telescopic mast is stainless steel and features a round base and tip, 1965-75 fixed mast is stainless steel and features correct thin style round mast with ball tip.

<b>Screw-In Mount - Telescoping</b>			
986819	1963-68	17-1/2" - 45" extended	32.99 ea
<b>Screw-In Mount - External Nut Retained</b>			
3943654	1969-75	30"	26.99 ea
<b>Screw-In Mount - Fixed Mast</b>			
PR1073	1965-68	30"	29.99 ea



## 1982-90 Antenna Mast

Reproduction power antenna mast for 1982-90 full size models. Includes mast and cable only.

<b>Power Antenna Mast and Cable</b>			
GN110186	1982-90		59.99 ea



## Retractable Telescoping Antenna

This aftermarket replacement antenna features a telescopic mast that can be pushed down/manually retracted in order to prevent it from being broken off or bent by low hanging branches, bushes, or perhaps even vandals. Designed for mounting on top of fender. 4 section mast, 1.38" base, 47" cable, 34" extended length, 9" from bottom of base to bottom of antenna. You may require modification to vehicle for installation.

T70467	fender mount	16.99 ea
--------	--------------	----------



## Smart/Hidden Antenna

The RetroSound amplified AM/FM hide away antenna is a great solution for anyone who doesn't want to install a standard fender mount antenna. The hidden antenna uses magnetic field circuitry for enhanced radio reception. The OER® Authorized Smart antenna is totally self-contained using printed circuit technology and miniaturized components. You don't need an external rod, no drilling to install, no removal prior to car wash, concealed mounting prevents theft. Antenna cable measures 9 feet long.

SA20	Smart antenna	19.99 ea
RA010	Hidden antenna	29.99 ea



## Universal Power Antenna

Universal fit, service replacement antennas for classic or late model vehicles with power antenna option. Each motor is mounted directly to the mast assembly and is designed to mount with the universal fit bracket and cable that is included. Compact design is ideal for installations where space is limited. Operation is fully automatic, mast extends when radio is turned on and retracts when radio is switched off.

Note: \*Features GM bulkhead connector. \*\*Not a factory replacement antenna, and may require some modification.

<b>OER® Standard Antennas</b>			
88891017	chrome		74.99 ea
<b>RetroSound Mini Antennas</b>			
PA03B	black		74.99 ea
PA03C	chrome		74.99 ea
<b>RetroSound Remote Power Antenna</b>			
PA02**	chrome		94.99 ea



# Antenna Components



## 1958-66 Antenna Lead Coaxial Cable

Reproduction antenna lead for all 1958-66 models.  
B9041 1958-66 front 7' ..... 12.99 ea  
B9041 1958-66 rear 15' ..... 13.99 ea

## 1966-68 Power Antenna Harness

Correct replacement power antenna harness for 1966-68 full size models. These reproduction harnesses will completely replace your old original harness to restore your power antenna to proper working order.

32520 1966 rear exc. conv. .... 38.99 ea  
32525 1966 rear convertible ..... 38.99 ea  
32490 1967-68 rear exc. conv. .... 39.99 ea  
32500 1967-68 rear convertible .... 39.99 ea

New!



## 1970-96 Antenna Cable

OER® reproduction radio antenna cable for 1970-96 full size models with a built-in windshield antenna. Cable makes a connection from the radio to the windshield antenna. Installs on the upper cowl panel just beneath the front windshield and provides a connection for models equipped with a front windshield antenna imbedded in the glass.

K4424 1970-96 ..... 29.99 ea

New!



## Antenna Body and Cable

Antenna body and cable for AM or AM/FM antennas with a plug-in nut retained style mast. Features the complete body assembly, cable, and body grommet as shown. Can also serve as a service replacement for 1967-68 push-on style body and cable.

469304 front 49-1/2" ..... 27.99 ea



## 1965-75 Antenna Ground Plate

OER® antenna ground plate for 1965-75 Chevrolet full size models. Manufactured to factory specifications. This ground plate is inserted over the antenna body and makes contact to the underside of the fender.

3863239 1965-66 front ..... 6.99 ea  
3863239 1973-75 front ..... 6.99 ea



## 1963-66 Antenna Body

Correct reproduction radio antenna body assembly for various 1963-66 Impala and Chevrolet full size vehicles equipped with antenna body that features the threaded end for a screw-on type cable connection. Replaces GM part #386237.

A7100105 1963-66 ..... 21.99 ea



## 1958-64 Rear Antenna Base

Reproduction rear antenna bases for 1958-64 Chevrolet full size models. These quality chrome-plated die-cast bases are manufactured to factory specifications for a perfect fit and appearance. Sold individually, fits LH or RH antenna.

B91081 1958 LH or RH ..... 39.99 ea  
CM2061A 1959-60 LH or RH ..... 32.99 ea  
CM2135A 1961-62 LH or RH ..... 32.99 ea  
B257500 1963-64 LH or RH ..... 11.99 ea



## 1958-66 Rear Antenna Mounting Gasket

Replacing the antenna gasket can add new life to the antenna appearance while protecting the paint surrounding the antenna base. Manufactured from molded EPDM rubber as original.

W2046 1958 LH or RH ..... 6.99 ea  
W2071 1959 LH or RH ..... 7.99 ea  
W2085 1960 LH ..... 8.99 ea  
W2084 1960 RH ..... 8.99 ea  
W2125 1961-62 LH ..... 8.99 ea  
W2124 1961-62 RH ..... 7.99 ea  
B99153 1963-64 LH or RH ..... 6.99 ea  
3820672 1965-66 LH or RH ..... 1.99 ea



## 1963-75 Front Antenna Gasket

OER® reproduction antenna gasket found on 1963-75 full size models equipped with fender mount AM or AM/FM manual antennas. Manufactured to OE specifications from molded EPDM rubber as original. Be sure your paint is protected by replacing your antenna gasket. Replaces original GM part #3820672. Measures: 1-1/2" o.d. and 1-1/16" i.d.

3820672 1963-75 ..... 1.99 ea



## 1967-75 Front Antenna Bezel

OER® antenna bezel for 1967-75 full size models. These quality chrome-plated die-cast bezels are manufactured to OE specifications with correct contours for a perfect fit and appearance. This chrome bezel inserts under the antenna bezel nut on top of the fender. Fits front antennas.

3897333 1967-68 front ..... 10.99 ea  
3897333 1973-75 front ..... 10.99 ea



## 1965-75 Front Antenna Nut

Reproduction antenna bezel nut for 1965-75 full size models with the antenna base. These quality chrome-plated die-cast bezel nuts are manufactured to OE specifications for a perfect fit and appearance.

3863499 1965-68 ..... 14.99 ea  
3863499B 1967-68 ..... 12.99 ea  
3943656 1969 ..... 9.99 ea  
3943656 1973-75 ..... 9.99 ea



## 1968-66 Rear Antenna Nut

Original style top nut for 1959-66 Chevrolet models. Manufactured to OE specifications for a perfect fit and appearance.

B9072 1959-62 black/chrome ..... 25.99 ea  
B90421 1963-64 chrome ..... 5.99 ea  
3863499 1965-66 chrome ..... 14.99 ea

# Dash Knobs and Bezels



## 1958 Dash Bezel Set

Classic Industries' dash bezel sets are manufactured to OE specifications. This set includes: the bezels for the lighter, lights, wiper, and ignition lock. Features include the correct wording on each bezel. Made in USA.  
 CM2007 1958..... 90.99 set



## 1968 Dash Bezel and Knob Set

Reproduction 1968 Chevrolet full size 5 piece dash bezel and knob set. Features chrome bezels with black painted details, manufactured from ABS plastic. Set includes: windshield wiper switch bezel, Ignition switch bezel, cigarette lighter bezel, wiper switch knob, and headlight knob and rod assembly.  
 Note: Ignition switch bezel threaded insert sold separately.

**Dash Bezel and Knob Set**  
 A6106307 1968 5 piece..... 119.99 set

**Ignition Dash Bezel Threaded Insert**  
 A6106306 1968 insert..... 8.99 ea



## 1969-70 Dash Knob Set

OER's complete dash knob and cigarette lighter set for 1969-70 Chevrolet full size models. Includes: cigarette lighter assembly, headlight switch knob and rod, radio volume/tuning, and windshield wiper knobs. The K276 includes a tone and dummy knob for mono radios. The K277 includes a balance and fader knob for models originally equipped with stereo.  
 Note: Set includes replacement style cigarette lighter knob, which is smaller in diameter than the original.

K276 1969-70 mono..... 29.99 set  
 K277 1969-70 stereo..... 29.99 set

OER AUTHORIZED



## 1961-64 Aluminum Dash Bezel

Correct bright finished aluminum dash bezel for 1961-64 Chevrolet full size models. Fits the wiper switch, headlight switch, and 1961-63 LH vent cable.  
 3820532 1961-64..... 3.99 ea

VENT LIGHTER LIGHTS WIPER

ACC LOCK OFF ON START

## 1961-62 Dash Panel Lettering

Bring your dash back to life with these reproductions of the dash lettering for 1961-62 Chevrolet full size models. Set includes: lettering for the vent, lighter, lights, wiper, acc, lock, off, on, and start.  
 80766 1961-62..... 24.99 set



## 1994-96 Instrument Panel Dimmer Switch

Usually in need of replacing after years of use, this switch allows the driver to select either high or low illumination of the instrument panel.  
 UDS440 1994-96..... 49.99 ea

New!



## 1969 Full Size Defogger Switch Bezel

Reproduction defogger switch bezel for 1969 full size models.  
 K402711 1969 full size..... 42.99 ea



## 1965-75 Convertible Top Switch Bezel

Reproduction of the rare combination convertible top switch bezel, with or without defogger.  
 K376611 1965-75 with defogger..... 79.99 ea  
 K376601 1965-75 without defogger..... 45.99 ea

OER



B9270

CM2493

CM2495



3897349



3904864



A6106305



A6106306

## 1961-68 Ignition Switch Bezel Nut

Reproduction ignition switch bezel nut for 1961-68 Chevrolet full size models. These bezel nuts are used to attach the ignition switch to the dash.

Note: The shorter nut is used on applications with optional instrument panel trim plates.

**All Models**  
 B9270 1961-64 chrome..... 8.99 ea

**All Models Except Impala**  
 B9270 1965 chrome..... 8.99 ea

**Impala/Caprice**  
 CM2493 1965-66 5/8" tall..... 37.99 ea  
 CM2495\* 1965-66 1/2" tall..... 50.99 ea

**Bel Air/Biscayne**  
 3897349 1966 OER®..... 8.99 ea

**All Models - 1 Piece, Polished Stainless**  
 3904864 1968 ignition bezel..... 46.99 ea

**All Models - 2 Piece, Chrome Plastic/Steel Insert**  
 A6106305 1968 ignition bezel..... 24.99 ea  
 A6106306 1968 threaded insert..... 8.99 ea

New!



## 1967 Chrome Ignition Indicator Bezel

This reproduction bezel fits behind the ignition bezel nut and replaces the old or worn out original ignition indicator bezel for 1967 Bel Air and Biscayne models.  
 3904860 1967 chrome..... 8.99 ea



## 1961-66 Ignition Switch Bezel Nut Tool

Specialty tool designed specifically to interlock with the three recessed dimples on the outside edge of your bezel nut. Allows the installation or removal of the chrome ignition switch bezel without damaging it.

Note: For use on the ignition nuts listed below:

T10010 1961-65 nut #B9270..... 14.99 ea  
 T10010 1966 nut #3897349..... 14.99 ea

# Switches & Components



## 1958-96 Ignition Switch

Replace the inoperative ignition switch in your 1958-96 full size model with your choice of an ACDelco or a high-quality reproduction. 1958-68 models have a dash mounted switch while 1969-96 models have the switch mounted on the steering column.

### Reproduction

A4112	1958	6 pin.....	114.99 ea
1116556	1959	w/accessory terminal	59.99 ea
1116576	1960		59.99 ea
LS483	1961-63	without keys.....	19.99 ea
LS481	1964-65	without keys.....	36.99 ea
LS451	1967-67	5 pin.....	31.99 ea
LS435	1968	7 pin.....	32.99 ea
1990084	1969-96	without tilt wheel.....	11.99 ea
1990096	1969-91	with tilt wheel.....	12.99 ea
7843451	1984-87	console shift w/tilt.....	24.99 ea
1990096	1969-95	with tilt.....	12.99 ea
1990096	1996	without floor console	12.99 ea
26036235	1996	with floor console...	16.99 ea

### ACDelco

G7648	1991-96	w/SEO code 53094474	33.99 ea
G3868	1994-96	without SEO keys...	80.99 ea



## 1958-64 Ignition Switch

Reproduction GM style ignition switch. This style of switch is intended to be used as a replacement for most 1958-64 full size models. Includes new ignition switch, bezel, hardware, connector housing and terminals.

510735	1958-64	GM style.....	38.99 ea
--------	---------	---------------	----------



## Security System w/Remote Starter

Electric Life full featured security system with remote start. Both the alarm and remote operate through the remote from as far away as 600 feet. The included 5 button remote features 2 auxiliary channels in addition to controlling the remote start, keyless entry (lock/unlock), and trunk release functions. Other features include remote controlled anti-car jack, panic with smart lock/unlock and lighting controls. Available with or without the 2 way FM receiver option. The 2 way FM receiver can send and receive commands while monitoring alarm and engine operations.

EL95700			159.99 ea
EL95730		with FM receiver.....	267.99 ea



## The "Hot-Dot" All-in-One Ignition Switch

Convert your separate ignition switch and start button into one convenient unit with the "Hot-Dot" all-in-one ignition starter switch. Chrome recessed switch is 3/4" diameter with a colored LED ring to indicate when the ignition is "On". Push and hold the button while the starter turns over and release when the engine starts. The ignition stays "On". Push again to stop the engine. Includes installation instructions and is available with your choice of blue, green, or red LED ring. Switches available separately. Can be used for positive or ground switching, rated 1 amp maximum load.

### Hot-Dot Ignition Switch System

T70783	blue.....	224.99 ea
T70784	green.....	224.99 ea
T70785	red.....	224.99 ea

### Hot-Dot Switches Only

<b>Momentary</b>			
T70786	blue.....	24.99 ea	
T70787	green.....	51.99 ea	
T70788	red.....	51.99 ea	

### On/Off

T70789	blue.....	25.99 ea
T70790	green.....	52.99 ea
T70791	red.....	24.99 ea



## 1969-96 Ignition Key Buzzer Switch

New reproduction ignition key buzzer switch to fit a wide variety of 1969-96 GM models. This helpful warning alarm greatly reduces the chance of you forgetting your keys in the ignition.

7804414	1969-91	without tilt.....	19.99 ea
7811092	1971-96	with tilt.....	19.99 ea



## 1969-88 Ignition Switch Actuator

Genuine GM or reproduction ignition switch actuator sector gear for 1969-88 Impala models. Each sector gear is manufactured to factory specifications. Installs directly behind the ignition switch on vehicles with or without tilt steering wheels.

Genuine GM	G5007	1971-88	w/o tilt wheel.....	18.99 ea
------------	-------	---------	---------------------	----------

Reproduction - OER®	7805158	1969-77	with tilt wheel.....	14.99 ea
	7812526	1971-88	w/o tilt wheel.....	16.99 ea



## 1958-84 Headlamp Switch

OER® Authorized reproduction headlamp switches for 1958-84 Chevrolet full size models. These quality replacements are manufactured in the correct material to factory specifications. Replace your inoperative switch and get your headlamps functioning properly again. Also adjusts the brightness of the instrument panel lights.

### OER® Authorized

1995095	1958-63	all.....	32.99 ea
1995147	1964-67	8 terminals.....	18.99 ea
1995147	1968	exc. hidden headlamps	18.99 ea
1995191	1968	with hidden headlamps	34.99 ea
1995147	1969-73	8 terminals.....	18.99 ea
1995154	1974-84	7 terminals.....	18.99 ea
1995209	universal	8 terminal.....	19.99 ea

### Genuine GM

G6671	1964-67	8 terminals.....	46.99 ea
G6671	1968	exc. hidden headlamps	46.99 ea
G6671	1969-73	8 terminals.....	46.99 ea



## Universal Headlamp Switch

Universal fit headlamp switch for a wide variety of vehicle applications from the 1940's and beyond. Switch features 3 position push/pull functionality with knob and shaft. Requires a 3/8" diameter hole for mounting, and includes nut and escutcheon. Has a 30 amp fuse that will work with 6 Volt or 12 Volt systems. 5 terminal.

DS121	universal.....	8.99 ea
-------	----------------	---------

# Switches & Components

## 1985-93 Impala and Caprice Headlamp Switch

This switch controls the flow of electric current to the headlamp system. Replace your inoperative switch and get your headlamps functioning properly again.



**Without Auto On/Off**  
SW252 1985-90 Impala/Caprice ..... 29.99 ea  
SW819 1991-93 Caprice..... 33.99 ea



## 1961-75 Headlamp Switch Knob

Correct reproduction headlamp switch knob and rod for 1961-75 Chevrolet full size models. Manufactured to factory specifications with correct contours and finish for an original appearance and fit.

**Reproductions**  
B9281 1961-63 chrome..... 15.99 ea  
B9282 1964 chrome..... 14.99 ea  
B99110 1965-66 chrome/blk accent ..... 17.99 ea  
A6106301 1968 blk/chrome bar 29.99 ea

**OER® Reproductions**  
3886987 1967 chrome..... 18.99 ea  
3954210 1969-70 black/chrome..... 18.99 ea  
3996284 1971-75 blk/headlight icon 20.99 ea



## 1959-70 Headlamp Switch Mounting Nut

This correct reproduction mounting nut for retaining the headlamp switch to the instrument panel dash assembly on all 1959-70 full size models.

B9275 1959-66 reproduction ..... 7.99 ea  
3919021 1968-70 OER®..... 9.99 ea



## 1959-75 Headlamp Dimmer Switch

Dimmer switches allow the driver to select either high or low beam operation of the headlights, and to switch between the two.

**Note: Not for use w/Autronic eye automatic headlamp dimmer.**  
DS12 1959-60..... 17.99 ea  
12338706 1961-75..... 6.99 ea



## 1958-86 Chrome Dimmer Switch Cover

Add a custom touch to your dimmer switch with this chrome cover. Available with a rubber or chrome pad. Made to match billet pedals and pedal covers. Measures: 1-1/4" x 1-1/4".

P139 1958-96 rubber pad..... 30.99 ea  
P140 1958-96 chrome pad..... 30.99 ea



## 1976-86 Headlamp Dimmer Switch

If your headlamp dimmer switch is worn or broken Classic Industries® can help with these factory authorized service replacement modules. While not stock in appearance, these dimmer switches fit and function essentially the same as original with minor variations.

**Standard Replacement**  
UD5424 1976-91 column mounted... 10.99 ea  
UD5430 1992-95 column mounted... 13.99 ea  
UD5430 1996 w/floor console... 13.99 ea  
UD5424 1996 w/floor console... 10.99 ea

**ACDelco Replacement**  
D817 1978-88 with tilt ..... 19.99 ea  
D8041A 1992-93 with tilt ..... 20.99 ea  
D812A 1994-96 w/P On/Off switch 39.99 ea



A9100102



A9100103



A9100104



## Custom Dimmer Switch and Bezel Set

Customize your floor dimmer switch with these elegant dimmer switch and bezel sets. Complete sets include: dimmer switch, aluminum switch cap with pad, aluminum bezel, and bezel installation hardware. Available in black anodized, polished, and satin silver finishes. Bezel sets (without the switch and cap) are also available separately.

**Dimmer Switch and Bezel**  
A9100102 black anodized finish..... 42.99 set  
A9100103 polished finish..... 37.99 set  
A9100104 satin silver finish..... 37.99 set

**Bezel Only**  
A9100105 black anodized..... 21.99 ea  
A9100106 polished finish..... 18.99 ea  
A9100107 satin silver finish..... 18.99 ea

**Dimmer Switch Covers**  
P139 rubber pad..... 18.99 ea  
P140 chrome pad..... 18.99 ea



## 1978-81 Dimmer Switch Actuator

Reproduction dimmer switch actuator for 1978-81 full size models. This piece fits inside the column and is manufactured out of plastic as original.

153455 1978-81 with tilt..... 9.99 ea



## 1958-66 Headlamp Dimmer Switch Nut Tool

Specialty tool designed to remove and install headlamp switch nuts without causing damage. This tool is specifically designed to interlock with the recessed dimples on the outside edge of the bezel nut, which prevents any other contact that could potentially scratch the chrome bezel.

**Note: 7/16" gap between pins.**  
CW1094 1958-66..... 10.99 ea

# Switches & Components



## 1958-96 Back-Up/Neutral Safety Switch

Located on the lower steering column or the floor shifter of automatic transmission vehicles, or behind the clutch pedal of manual transmission vehicles. Applications to fit various 1958-96 full size models.

### Automatic Transmission

Column Shift	Year	Powerglide	Price
DR411	1958-66	Powerglide	18.99 ea
E237	1968-69	standard	26.99 ea
DR418	1969-72	standard	14.99 ea
DR419	1974-76	standard	15.99 ea
DR403	1977-95	standard	12.99 ea
DR423	1981	standard	18.99 ea
DR403	1996	standard	12.99 ea


Console Shift	Year	Powerglide	Price
CX4100	1964	Powerglide	57.99 ea
CX4101	1965-67	standard	54.99 ea
13957	1965-68	Powerglide	54.99 ea

Floor Shift	Year	Price
1993434	1968-69	standard 30.99 ea

### Manual Transmission

Clutch Pedal Mounted Neutral Safety Switch	Year	Price
3983965	1970	55.99 ea
3986841	1971-72	55.99 ea

**PAINLESS**



## Neutral Safety/Back-Up Lamp Set

This externally mounted bracket and switch set is engineered to perform as a neutral safety switch or a back-up lamp switch by using one of two trigger levers included. Fits GM Turbo 350, 400, or 700R4. Mounts to the transmission pan.

80175	universal	49.99 set
-------	-----------	-----------



## 1962-77 Back-Up Lamp Switch

Classic Industries® offers back-up lamp switches for 1962-77 full size models. The back-up switch assembly is manufactured to factory specifications, including correct terminals. These switches are for use on manual transmission models only.

### Manual Transmission

Transmission Mounted	Year	Price
1998728	1962	60.99 ea
1997929	1963	60.99 ea
1993661	1964	60.99 ea
1993307	1965-67	60.99 ea
1993431	1968	60.99 ea
2480003	universal	51.99 ea
Column Mounted	Year	Price
3943657	1969-72	OER® 47.99 ea
3943657	1973-77	OER® replacement 47.99 ea



## 1963-68 Back-Up Switch Mounting Set

Replacement back-up switch mounting set for 1963-68 Impala and full size Chevrolet models. Mounts to the transmission on 4-speed Muncie transmissions.

CA39504	1963-68	47.99 set
---------	---------	-----------



## 1971-81 Brake Lamp Switch Retaining Clip

These brake lamp switch assemblies are manufactured to exact factory specifications to ensure that drivers following you are warned that you are slowing or that you intend to stop.

*Note: Parts fit and function as original, but do not always match the appearance of standard part.*

### ACDelco

With Cruise Control	Year	Price
D850A	1967-79	service replacement 18.99 ea
D850A	1982-86	service replacement 18.99 ea
D895A	1987-95	2nd design only 16.99 ea
D1541D	1996	service replacement 9.99 ea

Without Cruise Control	Year	Price
D1541D	1996	service replacement 9.99 ea

### Aftermarket Replacement

With Cruise Control	Year	Price
25524845	1967-79	service replacement 9.99 ea
25504628	1980	9.99 ea
25524845	1981-86	service replacement 9.99 ea
DR495	1987-90	1st design 12.99 ea
DR452	1987-95	2nd design 11.99 ea
DR4011	1994-96	2 terminal 15.99 ea
DR461	1996	6 terminal 7.99 ea

Without Cruise Control	Year	Price
1261219	1958-75	2 terminals 6.99 ea
1261219	1976-79	with power brakes 6.99 ea
1261219	1980	w/M33, M38 trans 6.99 ea
25504628	1980	exc. M33, M38 trans 9.99 ea
1261219	1981-86	2 terminals 6.99 ea
25504628	1981-86	4 terminals 9.99 ea
DR492	1987-91	1st design 21.99 ea
DR461	1996	6 terminal 7.99 ea



## 1963-68 Back-Up Switch Mounting Set

Reproduction of the retaining clip that holds the brake lamp switch in place. The retaining clip is designed for 1/2" diameter switches.

1361699	1971-81	retaining clip 4.99 ea
---------	---------	------------------------

**New!**



## 1965-70 Park Brake Lamp Switch

Reproduction park brake lamp switch for 1965-70 Chevrolet full size models. This switch mounts on the park brake lever and activates the park lamp on the dash. Will replace the old or broken original exactly.

14653	1965-70	park brake 17.99 ea
-------	---------	---------------------

# Switches and Components



## 1959-96 Windshield Wiper Switch

Reproduction windshield wiper switch for 1959-96 full size models. Manufactured to factory specifications with correct terminals and shaft. This switch is often worn or may become inoperative after extensive use.

Note: \*With recess park.

### Single Speed - OER\* Authorized

CX1755	1959-63	46.99 ea
CX1757	1964	36.99 ea
CX1756	1965-66	49.99 ea

### 2-Speed - OER\* Authorized

593175	1959-63	42.99 ea
643175	1964	49.99 ea
653175	1965-66	49.99 ea
14046*	1968	39.99 ea
1993463	1969-70	88.99 ea
1994112	1971-72	79.99 ea

ACDelco		
G5730	1995-96	77.99 ea

## 1958 Windshield Wiper Switch Nut

Reproduction of the hard to find windshield wiper switch nut. This nut replaces lost or damaged nuts on 1958 models with electric wipers.

TF402001	1958	3.99 ea
----------	------	---------



## 1965-70 Wiper Switch Knob

Reproduction chrome windshield wiper switch knobs for 1965-70 Chevrolet full size models. Manufactured to factory specifications for an original appearance and fit.

B99111	1965-66	19.99 ea
3906147	1967	9.99 ea
A6106303	1968	17.99 ea
K582	1969-70	4.99 ea

## 1965-66 Wiper Switch Knob/Bezel

Reproduction windshield wiper switch dash bezel for 1965-66 full size models. This bezel surrounds the wiper switch on the dash and is manufactured from aluminum as original.

3859224	1965-66	bezel	14.99 ea
---------	---------	-------	----------

## 1968 Wiper Switch Bezel Nut

Reproduction of the windshield wiper switch bezel nut for 1968 Chevrolet full size models. This is bezel nut is used to attach the wiper switch to the dash.

A6106302	1968	22.99 ea
----------	------	----------



## Wiper Bezel Nut Tool

Specialty tool designed to remove and install wiper bezels nuts without causing damage. This tool is specifically designed to interlock with the recessed dimples on the outside edge of the bezel nut, which prevents any other contact that could potentially scratch the chrome bezel.

C1096	1958-60	10.99 ea
CW1094	1958-66	10.99 ea

## New! OER\* AUTHORIZED



## 1991-96 Door Jamb Switch Seal

Reproduction door jamb switch seal for the door jamb switch for 1991-96 Impala SS models. Manufactured in rubber like the original, this accordion style seal prevent the elements from entering into the door jamb switch area. Sold individually. Use as required.

20057139	1991-96	seal	6.99 ea
----------	---------	------	---------



## 1994-96 Rear Window Defogger Switch

Located on the heater control panel of the 1994-96 Impala models, the defogger switch is often worn or inoperative due to extensive use. Replace the rear window defogger switch with this reproduction.

SW369	1994-96	Caprice	13.99 ea
SW369	1995-96	Impala	13.99 ea

## 1958-62 Convertible Top Switch

Replacement convertible top switch for 1958-62 Impala models with power convertible tops. If you want to add a power top or simply would like to replace your original power top switch, then this switch is what you need.

4761829	1958-62	convertible top	81.99 ea
---------	---------	-----------------	----------



## 1969-70 Convertible Top Switch

Reproduction power top switch and housing for Impala models that is technically correct with chrome wide paddle switch arm. Features a die-cast switch housing with a black face. Includes 4 top switch retaining clips.

A9100225	1969-70	assembly	59.99 ea
E331	1969-70	switch only	37.99 ea
KW082	1969-70	housing only	18.99 ea



## 1965-68 Conv. Switch Mounting Bracket

Correct reproduction under dash bracket for 1965-68 Impala convertible models. The bracket installs under the dash assembly and houses the convertible top switch. Includes the correct mounting clips for an easy installation.

KW458	1965-68	20.99 ea
-------	---------	----------



## 1958-60 Convertible Top Switch Knob

Reproduction chrome convertible top switch knob for 1958-60 full size models. This knob was manufactured to exact specifications and can be used with your original switch.

A1215	1958-60	59.99 ea
-------	---------	----------



## 1965-68 Tailgate Dash Window Switch

This switch replaces the tailgate window switch located in the dash on 1965-68 full size wagon models. Manufactured to original factory specifications replicating the original in appearance, design, and functionality. Features a black wide paddle arm switch assembled in a die-cast housing including 4 top switch retaining clips.

KW080	1965-68	black paddle	59.99 ea
-------	---------	--------------	----------



## 1970-77 Trunk Release Switch

Reproduction 1970-77 Chevrolet full size power deck lid or trunk release switch with yellow button and white "TRUNK" writing on the bezel.

TR2313Z	1970-77	"TRUNK"	18.99 ea
---------	---------	---------	----------

# Glove Box Components



A610513



1959-60 knob detail 1961-63 knob detail 1964 knob detail 1965-66 knob detail

## 1959-66 Four Way Flasher

Reproduction 4 way flashers for 1959-66 Impala and full size models. Includes correct style of knob, wiring connectors, and attachment hardware.

A610511	1959-60	without bracket	239.99 ea
A610512	1961-62	without bracket	239.99 ea
A610513	1963	without bracket	239.99 ea
A610514	1964	without bracket	239.99 ea
A610515	1965	with bracket.....	239.99 ea
A610516	1966	with bracket.....	239.99 ea



## 1967-78 Hazard Switch Knob

OER® hazard/emergency flasher knobs for 1967-78 full size models. 1967-71 models are die-cast and chrome-plated as original. 1972-78 models are injection molded ABS plastic and feature white painted details as original.

396256	1967	"FLASHER" letters	12.99 ea
398165	1967-71	"FLASHER" letters	10.99 ea
411525	1972-78	"HAZARD" letters.....	6.99 ea



## 1977-83 Hazard Knob Set

Reproduction hazard knob set found on a wide variety of GM models. Set includes a knob, release collar, tension spring, and screw. Manufactured in black injection molded ABS, the release collar features the word "Hazard" vertically beside a triangular hazard icon painted in accenting white paint as original.

<b>Hazard Knob Set</b>			
748770	1977-93	set.....	6.99 set

### Individual Components


G13124	1977-93	spring.....	1.99 ea
G13125	1977-93	mounting screw.....	2.99 ea



GB3020



GB3030



GB3080



GB3120

## 1958-78 Inner Glove Box

Glove boxes are manufactured with OEM quality materials and include inner flocking, when required, for an authentic appearance. Completely assembled and ready-to-install.

GB3020	1958	base model.....	19.99 ea
GB3030	1959-60	base model.....	19.99 ea
GB3050	1961-62	without AC.....	19.99 ea
GB3040	1961-62	with AC.....	19.99 ea
GB3060	1963-64	without AC.....	19.99 ea
GB3070	1963-64	with AC.....	19.99 ea
GB3090	1965-66	without AC.....	20.99 ea
GB3080	1965-66	with AC.....	20.99 ea
GB3100	1967	without AC.....	20.99 ea
GB3110	1967	with AC.....	20.99 ea
GB3120	1968	without AC.....	20.99 ea
GB3180	1971-76	without AC.....	21.99 ea



## 1961 Glove Box Door Fascia

Reproduction of the glove box door fascia for 1961 Impala models. This aluminum dash fascia features the correct black accents and includes the pre-punched hole for the glove box lock.

C6120	1961	.....	119.99 ea
-------	------	-------	-----------



## 1963-64 Glove Box Door

Reproduction glove box door for all 1963-64 full size models. Manufactured in stamped steel to factory specifications for a perfect fit and finish. Predrilled for the lock assembly. Door hinge sold separately.

B17194	1963-64	.....	135.99 ea
--------	---------	-------	-----------



## 1963-64 Glove Box Door Hinge

Reproduction glove box door hinge for all 1963-64 full size models. Manufactured in stamped steel to factory specifications for a perfect fit.

B17195	1963-64	.....	53.99 ea
--------	---------	-------	----------



## 1959-60 Glove Box Door Stop Brackets

Reproduction glove box door stop brackets for 1959-60 Chevrolet full size models. These reproduction brackets are manufactured from a high-quality stamped steel to factory specifications. Includes LH and RH arm brackets and mounting hardware.

L5033P	1959-60	all.....	49.99 pr
--------	---------	----------	----------



## Glove Box Insert Screw Clip

Correct style glove box screw clip for various full size vehicles.

K1101	2 prong style.....	.99 ea
R5432	2 prong - 10 piece set.....	8.99 set
11429	J-clip style.....	.69 ea



## 1958-78 Glove Box Screw Set

Glove box screw set for 1958-76 full size models. Correct hardware can make any installation job easier. Replace your missing or damaged hardware with these quality reproductions. Seven piece set.

T1439	1958-66	.....	1.99 set
K553	1967-76	OER®.....	3.99 set

# Glove Box Components



## 1958-76 Glove Box Door Bumpers

Protect your glove box door by replacing the bumpers with these high-quality reproductions.

A4250 1958-76 ..... 2.99 pr

## 1982-93 Glove Box Door Bumper

Reproduction anti-rattle rubber bumper for the glove box door on 1982-93 Impala and Caprice models. Measures 5mm in height and fits a 3mm hole. Sold individually. 2 required per application.

3955982 1982-93 ..... 2.99 ea

## 1958 Glove Box Door Link Grommet

1958 full size glove box door link grommet. Get rid of that annoying squeak in the dash by replacing this grommet to keep the metal parts of the glove compartment from rubbing against each other.

RD2016 1958 ..... 21.99 ea



## 1961-76 Glove Box Door Arm Bumper

Reproduction rubber stopper originally installed on the glove box door arm on all 1961-76 full size Chevrolet models.

3820023 1961-64 ..... 5.99 ea  
4566397 1967-76 ..... 3.89 ea



## 1959-66 Glove Box Lock Striker Plate

Reproduction glove box striker plate for 1959-66 Chevrolet full size models. These reproduction striker plates are manufactured from a high-quality stamped steel to factory specifications. Includes mounting hardware.

L5067P 1959-60 all ..... 15.99 ea  
B9084 1961-63 all ..... 11.99 ea  
B9083 1964 all ..... 5.99 ea  
Y5018P 1965-66 all ..... 18.99 ea



## 1958-91 Glove Box Lock and Keys

Reproduction glove box locks for 1958-91 full size models. Glove box locks are pre-coded and include two preset keys.

**Case Only**  
1380873 1966-67 ..... 21.99 ea

**Non-Locking**  
TK169B 1961-62 ..... 13.99 ea

**Original Style Pear Head Keys**  
TK168A 1958-60 ..... 22.99 ea  
TK169A 1961-62 ..... 29.99 ea  
TK168A 1963 ..... 22.99 ea  
TK118A 1964 ..... 21.99 ea  
TK165A 1965-66 ..... 22.99 ea  
TK166A 1967 ..... 21.99 ea  
TK119A 1968 ..... 18.99 ea

**Late Style Oval Head Keys**  
TK168 1958-60 ..... 19.99 ea  
TK169 1961-62 ..... 19.99 ea  
TK168 1963 ..... 19.99 ea  
TK118 1964 ..... 21.99 ea  
TK165 1965-66 ..... 18.99 ea  
TK166 1967 ..... 17.99 ea  
TK119 1968 ..... 16.99 ea

**Original Style Oval Head Keys**  
TK119 1969-76 ..... 16.99 ea

**Uncoded Lock Cylinder with Bezel**  
TK616 1970-91 ..... 18.99 ea



## 1968-90 Glove Box Lock Case

Replace your glove box lock case assembly. This case and hook assembly is ready for your original or new lock cylinder. Keys and lock cylinder are not included.

G8695 1968-90 ..... 41.99 ea

## 1958-64 Glove Box Lock Retainer

This is a reproduction of the glove box lock retainer for all 1958-64 models. Secures the lock to the door for proper glove box function.

E1339 1958-64 retainer ..... 4.99 ea



## 1958-72 Glove Box Lamp Assembly

Reproduction glove box lamp assembly for 1958-72 Chevrolet full size models. Includes: correct orange color coated wire harness, lamp housing with button switch assembly, and bulb.

CX2043 1958-72 ..... 21.99 ea



## 1962 Glove Box Emblem

Reproduction dash emblem for 1962 Chevrolet Impala models. These chrome plated die cast emblems are manufactured to factory specifications for an authentic fit and original appearance.

C6208 1962 ..... 56.99 ea



## 1964-66 Impala Glove Box Emblem

Reproduction glove box door emblems for 1964-66 Impala models. Manufactured with all the correct details for an exact replacement. Includes hardware.

B11902 1964 Impala ..... 59.99 ea  
15170 1965 Impala ..... 69.99 ea  
CM2590 1966 SS ..... 20.99 ea



## 1969-70 Glove Box Lock Nut Tool

This is a handy tool that will make removing the glove box lock from the door easy. Fits the 9/16" i.d. of the retaining nut.

CW1093 1969-70 ..... 12.99 ea



# Cigarette Lighters & Components



3742400

7025975

3861472

7031884

A6106300

14960

## 1958-90 Cigarette Lighter (Rochester)

Reproduction cigarette lighter knob and element for 1958-90 Chevrolet full size models. Features correct knob details and finish, for Rochester style housings. Housing sold separately.

3742400	1958-60	34.99 ea
7025975	1964	26.99 ea
3861472	1965-66	32.99 ea
7031884	1967	23.99 ea
A6106300	1968	25.99 ea
14960	1980-84	29.99 ea
14960	1988-90	29.99 ea



## 1961-63 Cigarette Lighter (Casco)

OER® reproduction Casco style cigarette lighter assembly including the knob and heating element for 1961-63 Impala and full size models. Includes the knob and a Casco style heating element featuring the correct contours and bright chrome finish exactly as original.

3782619	1961-63	31.99 ea
---------	---------	----------



## 1964 Casco Cigarette Lighter Set

Reproduction Casco style cigarette lighter set for 1964 models. Each lighter assembly includes the knob with heating element, housing, and housing retainer.

B9111	1964	Casco style	21.99 ea
-------	------	-------------	----------



881423

881424

881425

881420

## 1961-90 Cigarette Lighter Set

Reproduction Rochester cigarette lighter sets including the correct lighter, housing, and retainer for full size Chevrolet models.

Lighter Sets with Housing and Retainer		
881423	1961-63	66.99 set
881424	1964	60.99 set
881425	1965-66	67.99 set
881420	1967	59.99 set
881413	1980-90	76.99 set



344803

3986889

7028146

7029278

## Tall Style Service Replacement Lighter

Return the functionality of your vehicle's cigarette lighter back to factory specs. We offer several knob designs for Rochester or Casco style lighter systems. These lighters have a molded rubber knob and features the taller height that is required for most dash installations or where clearance is not a problem.

Casco Style with 1" Element		
344803	black with cigarette icon	22.99 ea
3986889	black with chrome ring	22.99 ea

Rochester Style with Element		
7028146	black with cigarette icon	34.99 ea
7029278	black with chrome ring	34.99 ea



14078903

7021685

7021685A

## Short Style Service Replacement Lighter

Return the functionality of your vehicle's cigarette lighter back to factory specs. We offer several knob designs for Casco or Rochester style lighter systems. These lighters feature the shorter height that is required for many in dash, rear seat armrest or ashtray lighters.

**Casco Style with 7/8" Element**  
14078903 black metal with cig. icon 39.99 ea

**Rochester Style with Element**  
7021685 chrome die-cast 9/16" dia. 29.99 ea  
7021685A chrome plastic 3/4" dia. 29.99 ea



748825

748824

## Universal Casco 7/8" Replacement Lighter Knob and Element

Universal fit Casco type cigarette lighter assembly designed for a variety of models. Includes a vintage style reproduction knob and a 7/8" Casco style element. Designed as a universal fit item. Will fit virtually any Casco style lighter receiver that requires a 7/8" tall element.

**Casco Style with 7/8" Element - Tall**  
748825 with flame icon 22.99 ea  
748824 without flame icon 22.99 ea

## 1961-65 Cigarette Lighter Dash Bezel

Cigarette lighter dash bezel for 1961-64 full size and 1965 Impala and Impala SS models. Manufactured from bright finished aluminum to factory specifications.

3813733	1961-65	4.99 ea
---------	---------	---------



## 1968 Cigarette Lighter Dash Bezel

Reproduction of the cigarette lighter dash bezel for 1968 Chevrolet full size models. Chrome-plated ABS plastic with black painted details.

A6106304	1968	24.99 ea
----------	------	----------

# Cigarette Lighter Components



## 1958-96 Casco Lighter (Housing, Element, Retainer)

Our reproduction Casco lighter assembly includes almost everything you will need to replace your Casco style lighter, except the knob. Select from 1" style which generally installs in the dash, or the shorter 7/8" style which is typically used in an ashtray or other location where space is a concern.

Note: Must re-use your original knob.

11516142	1958-96	Casco 7/8" .....	19.99 set
3986869	1958-96	Casco 1" .....	17.99 set



## 1958-96 Cigarette Lighter Heating Element

Replace the heating element on your cigarette lighter to repair an inoperative or worn lighter assembly. We offer your choice of Rochester or Casco style elements to repair most applications.

### Rochester Style

7026520	1958-90	stud length 1/4" ..	12.99 ea
78	1958-96	7/8" .....	9.99 ea
72	1958-96	1" .....	9.99 ea



## 1958-90 Cigarette Lighter Housing

If your lighter isn't working, it may be your housing assembly. These replacement cigarette lighter housings will fit various 1958-90 Chevrolet full size models. Housing retainers sold separately.

### Rochester Style

7027910	1958-69	stud connector.....	29.99 ea
7028056	1970-90	blade connector....	26.99 ea
7028145	1972-90	stud connector.....	24.99 ea



## 1958-90 Rochester Housing Retainer

Reproduction cigarette lighter housing retainer for 1958-90 Chevrolet full size models equipped with a Rochester style cigarette lighter. This steel retainer holds the lighter housing in the dash.

7002184	1958-70.....	12.99 ea
17062404	1971-90.....	22.99 ea



## 12 Volt Auxiliary Power Outlet

Add an additional 12 Volt power outlet to your vehicle with a universal fit power outlet assembly with cover. This dependable source of 12V power, powers cell phone, radar detectors, spotlights, and other 12 Volt powered accessories. The plastic cover prevents dirt and moisture from entering the socket.

154691	12 Volt.....	6.99 ea
--------	--------------	---------



## 1977-81 Ashtray Fiber Optic Lamp Hood

Replacement hood for all models equipped with an ashtray fiber optic lamp.

G8785	1977-81 .....	5.99 ea
-------	---------------	---------



## 1967-74 Ashtray Lamp Socket

Correct replacement socket for all 1967-74 full size models that include a fiber optic ashtray lamp assembly.

6288601	1967-74.....	14.99 ea
---------	--------------	----------

ACDelco



## 1973-79 Ashtray Lamp Socket

Correct replacement socket for all models equipped with an electric ashtray assembly.

G6764	1973-79	with lead wire .....	56.99 ea
-------	---------	----------------------	----------



## 1958-59 Ashtray Slide Cover

Replace the missing or broken sliding ashtray covers on your 1958-59 Chevrolet full size. These high-quality reproductions are designed to replace your originals exactly and feature bright chrome-plating.

B10581	1958-59	LH or RH.....	25.99 ea
--------	---------	---------------	----------



## 1958-90 Rear Ashtray Insert

Replace your old worn out or pitted ashtray inserts with these quality reproductions. Manufactured from stamped steel to factory specifications for an original appearance and fit. Fits LH or RH of the vehicle.

### Use with Slide Covers #B10581


CX2084	1958-59	2 door hardtop.....	13.99 ea
CX2084	1958-59	convertible .....	13.99 ea

### Replacement Insert for Ashray #8801663

Measures: 2-3/16" x 1-1/8"			
K1103	1968-76	2 door hardtop.....	14.99 ea
K1103	1968-76	convertible .....	14.99 ea

### Replacement Insert for Ashray #8795489

Measures: 2-1/8" x 1"			
K1104	1969	2 door.....	14.99 ea
K1104	1976-90	wagon - rear .....	14.99 ea



## 1961-62 Dash Ashtray and Bracket

Reproduction dash ashtrays for 1961-62 Chevrolet full size models. Manufactured to factory specifications and feature the correct pattern on the lid to match the dash fascias. The bracket mounts to the dash and the ashtray slides into it.

C6123	1961	ashtray .....	94.99 ea
C6124	1962	ashtray .....	89.99 ea
B6125	1961-62	bracket.....	31.99 ea

# Ashtrays



## 1960-67 Rear Side Ashtray

Replace your old worn out or pitted ashtrays with these quality reproductions. Manufactured to factory specifications with correct contours for an original appearance and fit. These stamped steel chrome-plated ashtray assemblies are manufactured to factory specifications with correct contours for an original appearance and fit. N1000 angled ashtrays are manufactured from polished stainless steel.

### Impala and Impala SS

FA505 1960-67 2 door hardtop ..... 24.99 ea  
FA505 1960-67 convertible ..... 24.99 ea

### Caprice

FA505 1966-67 2 door hardtop ..... 24.99 ea

### Impala/Biscayne - OER®

4772998 1962-64 4 door hardtop ..... 26.99 ea  
4772998 1962-64 4 door sedan ..... 26.99 ea  
4772998 1962-64 4 door wagon ..... 26.99 ea

### Biscayne - OER®

4772998 1965-67 2 door sedan ..... 26.99 ea  
4772998 1965-67 4 door sedan ..... 26.99 ea  
4772998 1965-67 4 door wagon ..... 26.99 ea

### Bel Air with Angled Side Ashtray

N1000 1962-67 2 door ..... 36.99 pr



## 1964 Impala Dash Ashtray Assembly

OER® dash ashtray for 1964 Impala models. Includes ashtray with a bright finished aluminum ribbed face, knob, and knob bezel. (Impala SS models must use original engine turned faceplate). Each ashtray unit will fit and install as original.

3840801 1964 ..... 49.99 ea

## 1990 Ashtray Bumper

Reproduction anti-rattle rubber bumper for the ashtray on 1990 full size models. Measures 5mm in height and fits a 3mm hole. Sold Individually.

3955982 1990 ..... 2.99 ea



## 1965-66 Dash Ashtray Assembly

OER® dash ashtray for 1965-66 Chevrolet full size models. Available with a bright finished aluminum faceplate or black painted face.

### Impala and Impala SS - Silver Face

K145 1965-66 LH ..... 49.99 ea  
K144 1965-66 RH ..... 49.99 ea

### Bel Air and Biscayne - Black Face

3876428 1965-66 LH ..... 49.99 ea  
3871116 1965-66 RH ..... 49.99 ea



## 1966-69 Center Console Ashtray

Center console ashtray insert for 1966-69 Chevrolet Impala, Bel Air, and Caprice models with automatic or manual transmissions. Manufactured to correct factory specifications featuring zinc-plating for long-lasting dependability. This is an accurate reproduction ashtray in appearance, quality, and fitment.

3877275 1966-67 auto transmission ..... 29.99 ea  
3919950 1968-69 manual transmission ..... 39.99 ea



## 1966-69 Center Console Ashtray

Center console ashtray insert for 1966-69 Chevrolet full size models. This is an accurate reproduction of the original in appearance, quality, and fitment.

3877292 1966-67 manual transmission ..... 39.99 ea  
3877292 1968-69 auto transmission ..... 39.99 ea



## 1968-76 Rear Quarter Ashtray

OER® rear ashtray with factory style ribbed lid for 1968-76 two door hardtop and convertible models. These stamped steel chrome-plated ashtray assemblies are manufactured to factory specifications with correct contours for an original appearance and fit. Includes ashtray insert. Measures: 4" x 2-1/2" x 2".

8801663 1968-76 2 door hardtop ..... 44.99 ea  
8801663 1968-76 convertible ..... 44.99 ea



## 1969-90 Rear Quarter Ashtray

OER® reproduction of the rear ashtray assembly for 1969 full size models and 1976-90 station wagon models. Includes the insert.

### With Ribbed Lid, Chrome Finish - 3-1/8" x 2"

8795489 1969 2 door ..... 34.99 ea  
8795489 1976-90 wagon - rear ..... 34.99 ea

### With Smooth Lid, Chrome Finish - 3-1/8" x 2"

K813 1969 2 door ..... 34.99 ea  
K813 1976-81 wagon - rear ..... 34.99 ea

### With Smooth Lid, Chrome Finish - 4" x 2-1/2"

K4171 1968-75 sport coupe ..... 34.99 ea  
K4171 1968-75 convertible ..... 34.99 ea



## 1958-59 Vacuum Ashtray Kit

Reproduction vacuum ashtray kits for 1958 Chevrolet Bel Air, Nomad, and 1958-59 Impala models. Reproduction of the dealer installed option. These ashtrays sucked the cigarette/cigar ashes out through a device under the dash. The trash was stored in a special cylinder under the dash where drivers could later dispose of the ash. Complete kit with hardware and installation instructions.

BC9803 1958 vacuum kit ..... 699.99 kit  
BC9804 1959 vacuum kit ..... 699.99 kit

# 1958-76 Tilt Steering Columns

id IDIDIT



SC11462



SC11258



FR20024B



SC11466C



1120580051



FR20021A

## Information Concerning ididit Steering Columns

- The 1958 "column shift" column will move the steering wheel closer to your body than original. If this is a concern, we offer a short adapter. Use either part #SC2110P (polished) or SC2110C (chrome).
- On 1963-64 models, the original column had a dash bezel permanently attached to the column. An aluminum replacement is included with the column.
- The 1967 "column shift" column does not have a provision for the original dash indicator. An aftermarket indicator is required. A four way flasher set is not available for the 1967. The car was originally equipped with a flasher unit. A wiring harness adapter is included with the column.
- The 1958-66 models need a wire adapter to plug into your original wire harness

## Your Choice of Finishes:

- Paintable Steel
- Chromed Steel
- Brushed Billet Aluminum
- Polished Billet Aluminum
- Black Powder Coated

These tilt steering columns include levers and knobs and come wired for self-canceling turn signals, 4 way flashers, and horn. A neutral safety switch is included with all column shift units. The original under dash mounting hardware and floor mount can be reused. A stock steering wheel from a 1969 and newer GM passenger car will bolt right up. The shift pattern on the column will allow you to use either a 3-speed or 4-speed automatic transmission (will not match the detents on a Powerglide). A cable shift control set is required for installation of column shift columns and will attach to the lower shift arm provided on the column.

Note: Column shift units do not include a gear selector indicator.

### Column Shift

1958 Tilt Steering Columns		
SC11458	paintable steel.....	858.99 ea
SC11458C	chromed steel.....	1143.99 ea
SC11558B	brushed aluminum.....	1547.99 ea
SC11558P	polished aluminum.....	1547.99 ea

1959-60 Tilt Steering Columns		
SC11460	paintable steel.....	858.99 ea
SC11460C	chromed steel.....	1143.99 ea
SC11560B	brushed aluminum.....	1547.99 ea
SC11560P	polished aluminum.....	1547.99 ea
1140600051	black powder coated.....	1107.99 ea

1961-62 Tilt Steering Columns		
SC11462	paintable steel.....	858.99 ea
SC11462C	chromed steel.....	1143.99 ea
SC11562B	brushed aluminum.....	1547.99 ea
SC11562P	polished aluminum.....	1547.99 ea

1963-64 Tilt Steering Columns		
SC11467	paintable steel.....	973.99 ea
SC11467C	chromed steel.....	1264.99 ea

1965-66 Tilt Steering Columns		
SC11466	paintable steel.....	858.99 ea
SC11466C	chromed steel.....	1143.99 ea
SC11566B	brushed aluminum.....	1547.99 ea
SC11566P	polished aluminum.....	1547.99 ea

1967-68 Tilt Steering Columns		
SC10466	paintable steel.....	858.99 ea
SC10466C	chromed steel.....	1143.99 ea
SC10566B	brushed aluminum.....	1547.99 ea
SC10566P	polished aluminum.....	1547.99 ea

1971-76 Tilt Steering Columns		
SC215067	paintable steel.....	1349.99 ea
SC215066C	chromed steel.....	1655.99 ea
SC215066D	black powder coated.....	1619.99 ea

### Floor Shift

1958 Tilt Steering Columns		
SC11258	paintable steel.....	532.99 ea
SC11258C	chromed steel.....	731.99 ea
SC10758B	brushed aluminum.....	1006.99 ea
SC10758P	polished aluminum.....	1006.99 ea
1120580051	black powder coated.....	695.99 ea

1959-60 Tilt Steering Columns		
SC11260	paintable steel.....	532.99 ea
SC11260B	black powder coated.....	695.99 ea
SC11260C	chromed steel.....	731.99 ea
SC10760B	brushed aluminum.....	1006.99 ea
SC10760P	polished aluminum.....	1006.99 ea

1961-62 Tilt Steering Columns		
SC11262	paintable steel.....	532.99 ea
SC11262C	chromed steel.....	731.99 ea
SC10762B	brushed aluminum.....	1006.99 ea
SC10762P	polished aluminum.....	1006.99 ea
1120620051	black powder coated.....	695.99 ea

1963-64 Tilt Steering Columns		
SC11267	paintable steel.....	637.99 ea
SC11267C	chromed steel.....	846.99 ea
SC10767B	brushed aluminum.....	1113.99 ea
SC10767P	polished aluminum.....	1113.99 ea

1965-66 Tilt Steering Columns		
SC11266	paintable steel.....	532.99 ea
SC11266C	chromed steel.....	731.99 ea
SC10766B	brushed aluminum.....	1006.99 ea
SC10766P	polished aluminum.....	1006.99 ea
1120660051	black powder coated.....	695.99 ea

1967-68 Tilt Steering Columns		
SC10266	paintable steel.....	532.99 ea
SC10266C	chromed steel.....	731.99 ea
SC10066B	brushed aluminum.....	1006.99 ea
SC10066P	polished aluminum.....	1006.99 ea
1120780051	black powder coated.....	695.99 ea

1971-76 Tilt Steering Columns		
SC214066	paintable steel.....	1013.99 ea
SC214066C	chromed steel.....	1221.99 ea
SC214066D	black powder coated.....	1186.99 ea

## 1958-70 Tilt Steering Column

These tilt steering columns feature all-new components including a 1 piece cast upper housing design with a keyed GM ignition switch that has the standard GM plug. Designed to bolt in place of the original column. Complete turn signals, hazards, and horn. The shift lever with the shift indicator are included on column shift applications. All Flaming River columns are made from 304 grade stainless steel, in paintable mill finish or polished to a high luster. They will never rust and are chemically clean and can be painted to match or highlight an interior with only minor preparation.

### Column Shift

FR20025A	1958-60	paintable.....	906.99 ea
FR20025B	1958-60	polished.....	1054.99 ea
FR20027A	1962	paintable.....	906.99 ea
FR20027B	1962	polished.....	1050.99 ea
FR20024A	1963-64	paintable.....	906.99 ea
FR20024B	1963-64	polished.....	1054.99 ea
FR20021A	1965-69	paintable.....	974.99 ea
FR20021B	1965-69	polished.....	1123.99 ea

### Key Column Shift

FR30104C	1969-70	paintable.....	1000.99 ea
FR30104B	1969-70	polished.....	1241.99 ea
FR30104C	1969-70	black.....	1133.99 ea

### Floor Shift

FR20005A	1965-69	paintable.....	491.99 ea
FR20005B	1965-69	polished.....	691.99 ea

**id IDIDIT**



SC280020



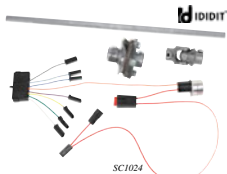
1520320020

## 1958-76 Tilt Floor Shift Steering Column

Add style and function to your tilt steering column with ididit's OE ignition. Our key ignition system includes an easy effort electric ignition switch, relays and two coded keys. ididit ignition columns have an electric internal ignition, therefore there are no external ignition components bolted to the exterior of your column. Our tilt column features our unique 8 position tilt, which cannot be found anywhere else on the market. Self-canceling turn signals, 4 way flashers, a 1" ID output shaft, horn wiring and our standard dress-up kit are also included with this column.

SC280020	28"	chrome.....	685.99 ea
1520320020	32"	chrome.....	1130.99 ea

# Tilt Steering Components



## 1958-67 Column Installation Parts

Install your ididit steering column into your classic Chevrolet using new parts from the column to the gearbox. All you need to know is the diameter of the gearbox input shaft and the number of the splines. Sets are available for vehicles with a factory original harness and will include a 4 way flasher set. Many aftermarket wiring companies offer replacement panels that incorporate a 4 way flasher unit as well as the flat 3-7/8" harness. If you are using one of these panels, a 4 way flasher set is not necessary as it has been incorporated into the wiring panel. Components also available separately.

**Note:** Sets include a new U-joint, rag joint and steering shaft. On 1965-67 full size models the steering box is behind the crossmember, therefore only a rag joint is needed for installation. On 1965-66 models you must purchase the wire harness adapter separately. See component listings for your application.

### Installation Sets

Original Wire Harness - Manual Steering		
SC1019	1958	3/4" 30 spline..... 269.99 set
SC1020	1958	3/4" 36 spline..... 269.99 set
SC1021	1959-62	3/4" 30 spline..... 269.99 set
SC1022	1959-62	3/4" 36 spline..... 269.99 set
SC1023	1963-64	3/4" 30 spline..... 269.99 set
SC1024	1963-64	3/4" 36 spline..... 269.99 set

Aftermarket Wire Harness - Manual Steering		
SC2025	1958-64	3/4" 30 spline..... 234.99 set
SC2026	1958-64	3/4" 36 spline..... 234.99 set

Aftermarket Wire Harness - Power Steering		
SC2019	1963-64	13/16" 36 spline..... 259.99 set

### Tilt Column Wire Adapter

MP35785	1958	47.99 ea
MP37616	1959-62	49.99 ea
MP37618	1963-66	49.99 ea

### Tilt Column Universal Joint

1958-64 for Original Intermediate Shaft		
SC1016	3/4" 36 spline x 3/4" 36 spline .....	79.99 ea
1958-64 for New Intermediate Shaft		
SC1017	3/4" 36 spline x 3/4" DD .....	79.99 ea

### Tilt Column Steering Shaft

This shaft can be used on 1958-64 models to replace your worn out or missing original when installing an ididit column. Use with SC1017 U-joint and SC1007 or SC1068 rag joint.

SC1018	3/4"-DD x 36"	36.99 ea
--------	---------------	----------

### Tilt Column Rag Joint

To complete your column installation, you should also replace your full size Chevrolet's rag joint. These replacement rag joints are the highest quality on the market. This item wears out over time and miles and should be replaced when installing your new column. Available for manual and power steering applications.

**Note:** Use SC1018 shaft with SC1007 and SC1009 rag joints.

1958-64		
SC1007	manual	3/4" DD x 3/4"-30..... 105.99 ea
SC1009	power	3/4" DD x 13/16"-36..... 105.99 ea

### 1965-67

SC1010	manual	3/4"-36 x 3/4"-30..... 105.99 ea
SC1011	manual	3/4"-36 x 3/4"-36..... 105.99 ea
SC1012	power	3/4"-36 x 13/16"-36..... 105.99 ea



## 1958-69 Steering Wheel Adapter Set

This ididit steering wheel adapter set is needed when installing a pre-1969 steering wheel to an ididit steering column. Set includes the necessary items for the horn to function properly and an aluminum ring used to fill the gap between the steering wheel and the column.

2612100040	1958-64.....	38.99 set
2612100240	1965.....	38.99 set
2612100040	1966-69.....	38.99 set



## Tilt Column Steering Wheel Adapter

These ididit steering wheel adapters allow you to bolt most aftermarket wheels to your new tilt column. They feature close tolerances and virtually no gap between the adapter and column. Available in 3, 5, 6, and 9 bolt configurations.

**Important:** The 9 bolt short adapter moves the steering wheel 2" closer to the dash and away from your body for more clearance.

### 3 Bolt

Mullins, Pete & Jake with Horn Cap		
SC2931B	brushed	155.99 ea
SC2931P	polished	155.99 ea
SC2931C	chrome	221.99 ea

Grant, Wheel Shoppe Wheel		
SC2831B	brushed	102.99 ea
SC2831P	polished	102.99 ea
SC2831C	chrome	165.99 ea

### 5 Bolt

Grant Style Wheel, with Horn Button		
SC2731B	brushed	102.99 ea
SC2731P	polished	102.99 ea
SC2731C	chrome	162.99 ea

### 6 Bolt

Lecarra Style Wheel, with Horn Button		
SC2231B	brushed	102.99 ea
SC2231P	polished	102.99 ea
SC2231C	chrome	165.99 ea

Momo Style Wheel		
SC2232B	brushed	102.99 ea
SC2232P	polished	102.99 ea
SC2232C	chrome	165.99 ea

Dino/Diablo Style Wheel		
SC2223B	brushed	102.99 ea
SC2223P	polished	102.99 ea
SC2223C	chrome	165.99 ea

Nardi Style Wheel		
SC2234B	brushed	102.99 ea
SC2234P	polished	102.99 ea
SC2234C	chrome	165.99 ea

1963-66 Corvette Style Wheel		
SC2235B	brushed	102.99 ea
SC2235P	polished	102.99 ea
SC2235C	chrome	165.99 ea

### 9 Bolt

Grant, Boyd, & More with Horn Button		
SC2131B	brushed	102.99 ea
SC2131P	polished	102.99 ea
SC2110P	polished - short style .....	161.99 ea
SC2131C	chrome	165.99 ea
SC2110C	chrome - short style .....	236.99 ea



## Steering Column Cable Shift Control Set

These shift cable sets come complete with the shift cable, the cable bracket, the transmission bracket, all necessary hardware, and instructions for GM models. Requires 3" of clearance between firewall and lower shift lever with TH1350/TH400/700R/TH200/200-4B/4L/60 and 4L60E transmissions (will not work with early Powerglide or 4L80).


2" Column		
SC1065	GM column.....	205.99 set
SC1072	ididit column.....	171.99 set
2-1/4" Column		
SC1073	ididit column.....	171.99 set



## U-Joints for Installation

To complete installing your steering column to your steering gearbox, you will need the proper U-joint for easy installation.

Polished		
13440	3/4"-36 x 13/16"-36 .....	79.99 ea
123449	3/4"-36 x 3/4" DD .....	126.99 ea
13447	3/4" DD x 3/4" DD .....	79.99 ea
13452	3/4"-36 x 1" DD .....	79.99 ea
124334	1"-48 x 3/4" DD .....	126.99 ea
Black		
CPPUJ16K	3/4" DD x 3/4" smooth.....	78.99 set
CPPUJ1K	9/16"-26 x 3/4" DD .....	78.99 set
CPPUJ2K	1"-48 x 3/4" DD .....	63.99 set
CPPUJ3K	3/4"-30 x 3/4" DD .....	63.99 set
CPPUJ4K	3/4"-36 x 3/4"-36 .....	63.99 set
CPPUJ5K	3/4"-36 x 3/4" DD .....	59.99 set
CPPUJ6K	3/4" DD x 3/4" DD .....	78.99 set
CPPUJ7K	1" DD x 3/4" DD .....	78.99 set
CPPUJ9K	13/16"-36 x 3/4" DD .....	78.99 set



## U-Joint with Vibration Reducer

With the more frequent use of rack and pinions and low profile performance tires, there are more road vibrations transmitted to the steering wheel than in the past. Using a Borgeson vibration reducer results in an immediate change in the steering feel and as an added benefit, this reduction in vibration has been shown to increase the overall life of the steering components.

34935	3/4" DD x 1" DD .....	115.99 ea
34934	3/4" - 36 x 3/4" DD .....	115.99 ea
34943	1" - 48 x 3/4" DD .....	115.99 ea

# Steering Column Components



FR1717DD

## Billet U-Joints

These billet U-joints are CNC-machined from aircraft steel to precision tolerances. Features sealed needle bearings for longer wear and excellent nickel-plated for corrosion resistance.

FR1717DD 1" DD x 3/4" DD ..... 108.99 ea  
FR1758 1" DD x 1 1/16" DD ..... 110.99 ea

New!



## 1961-64 Steering Column Shaft Coupling Kit

Reproduction 1961-64 Chevrolet full size models steering column shaft coupling kit. Kit includes: steering shaft coupler, clamp bolt and nut, spring wire retainer, rubber dust boot, and the two square studs that attach to the end of the steering column shaft.

L04014P 1961-64 full size ..... 194.99 kit

New!



## Steering Column Shaft Coupler

Borgeson universal steering shaft couplers can be used to extend the steering box, the RP shaft, or the column shaft. Borgeson steering shaft couplers can be welded and/or pinned to the unsplined end of the shaft and are available in many popular applications to complete your buildup. This coupler connects the intermediate shaft to the steering column on several GM models with a 1" 48 spline x 3/4" double D shape.

SC1042 universal ..... 46.99 ea

New!



## Tilt Column Rag Joint

To complete your ididit steering column installation, you should also replace your rag joint. When installing an ididit column in your vehicle, you must use the correct application to match the column output shaft.

Manual  
SC1001 1" 48 spline x 3/4" 30 ..... 105.99 ea



450024



450036

## Slip Steering Shaft

The slip shaft is a cut-to-fit design and allows six inches of movement, eliminating binding caused by body flex. Includes a 1 1/75" DD slip shaft and a protective bellows.

Note: This shaft requires universal joints (sold separately).  
450024 21"-27" DD shaft ..... 78.99 ea  
450036 30"-36" DD shaft ..... 78.99 ea

New!




## Universal Steering Shaft

Steering shafts from ididit offer a safe and inexpensive way to replace your intermediate shaft. Features mild steel construction and an installed rag joint and U-joint, locked into position with set screws. The steering shaft uses a 3/4" DD shaft design for compatibility in many different applications.

SC1058 2-5/16" long ..... 24.99 ea

New!



409418

429422

## 1958-66 Steel Steering Shafts

Reproduction steering shaft is produced of standard steel available in standard or polished.

Steel Shafts  
409418 1958-66 3/4" DD x 18" .. 23.99 ea

Polished Shafts  
429422 1958-66 3/4" DD x 22" .. 85.99 ea  
429436 1958-66 3/4" DD x 36" .. 122.99 ea

New!



## 1964-75 Steering Column Shaft Sphere

Reproduction steering column shaft spheres for 1964-75 full size models. This sphere set consists of two column shaft steering spheres and spring.

26057095 1964-75 all with tilt ..... 12.99 set

New!



## 1968-77 Intermediate Shaft Coupler Seal

Reproduction steering column intermediate rubber shaft seal for 1968-77 full size models. This seal replaces the rubber seal that installs between the steering shaft and swivel on the intermediate shaft.

14671 1968-77 ..... 29.99 ea



## 1958-63 Upper Steering Column Bearing

Restore proper steering function and drive ability to all full size and El Camino models with this upper steering column bearing assembly. We've updated this part to include the spring and retainer for an easy installation!

E1175 1958-62 all ..... 21.99 ea  
E1175 1963 without tilt ..... 21.99 ea



5679205

5698407

## 1964-68 Upper Steering Column Bearing

Reproduction upper steering column bearing for 1964-68 Impala and full size models with or without tilt wheel.

Note: \*Ignition key switch located in the dash.  
5679205 1964-66 without tilt ..... 9.99 ea  
5698407\* 1967-68 with tilt ..... 49.99 ea

New!



## 1982-91 Upper Steering Column Bearing

ACDelco steering shaft bearings will renew support of your steering shaft and reduce friction. They are GM recommended replacements and will provide the same performance, durability, and service life you've come to expect. Replace your worn steering shaft bearings to improve steering feel and maintain smooth shaft movement with new bearings from ACDelco.

7819517 1982-91 ..... 44.99 ea

# Steering Column Components

New!



## 1958-86 Lower Steering Column Bearing

Your choice of a reproduction bearing or a replacement bushing. Eliminate vibration and rotating resistance by replacing the lower steering column bearing. Fits into the bottom of steering column tube and steering column shaft runs through it. Brass bushing is designed to replace bearing and is a longer-lasting upgrade to the bearing.

<b>OER® Reproduction Bearing</b> C1003 1958-66 all	25.99 ea
<b>Reproduction Brass Bushing</b> C1003A 1958-66 all	18.99 ea



AS100507 installed



AS100507



G6536

C1018

## 1969-96 Tilt Steering Shaft Bearing

This lower steering shaft bearing set is for 1969-96 full size models. This set uses a sealed ball bearing to prevent steering column play caused when the rubber slip-on seals of the original design wear out over time. Set includes: the ball bearing, adapter, retainer, and clip.

<b>Bearing Set Includes Retainer</b> AS100507 1969-96 all	49.99 set
<b>Genuine GM Bearing Only</b> G6536 1969-86 all	93.99 ea
<b>Retainer Only</b> C1018 1969-96 all	12.99 ea

New!



## 1967-88 Tilt Steering Tension Nut

Reproduction tilt steering column upper tension nut for 1967-68 full size models.

ST2104Z 1967-68 tension nut	5.99 ea
-----------------------------	---------



## 1976-85 Lock Plate Cover

Reproduction of the upper steering column lock plate cover for 1976-81 GM models without tilt wheel and 1982-85 all GM models.

<b>Without Tilt Column</b> T70428 1976-81 all	2.99 ea
<b>All</b> T70428 1982-85 all	2.99 ea

New!



## Column Lock Plate Retainer

Genuine GM replacement steering column bearing and lock plate retainer for various models. This piece is a round wire retainer that holds the upper steering column bearing or lock plate in position. For vehicles with or without tilt.

G13060 universal	10.99 ea
------------------	----------



## 1967-81 Steering Column Return Spring

Reproduction steering column spring for 1967-81 full size models with the lock shoe return assembly.

7804912 1967-69 with tilt, exc 3-speed	14.99 ea
7804912 1970-81 with tilt	14.99 ea

New!



inside view

## 1969-81 Steering Column Lower Bowl Sleeve

Reproduction tilt steering column lower bowl sleeve housing for 1969-81 full size models with floor shifter. It is constructed of high grade cast steel for a perfect fit. Replaces GM part #7805991. Sold individually.

7805991 1969-81 lower bowl	79.99 ea
----------------------------	----------

New!




## 1958-96 Steering Column Mount

Idit steering column mount with a 2" diameter opening with no steering column drop. Painted black and hardware is included.

2401300010 1958-96 all	37.99 ea
------------------------	----------



MP35785




MP37618



MP36882



MP13597



MP38125

## 1958-88 Steering Column Adapter Harness

Wire harness used to adapt your original wiring to a later model steering column.

<b>Use with 1969-74 GM Columns</b>	
MP35785 1958	47.99 ea
MP37616 1959-62	49.99 ea
MP37618 1963-66	49.99 ea
MP36882 1967-68	25.99 ea

<b>Use with 1975 and Up GM Columns</b>	
MP13597 1958	48.99 ea
MP38124 1959-62	53.99 ea
MP38125 1963-66	50.99 ea
MP38127 1967-68	25.99 ea

# Steering Column Components



## Key Column Wiring Adapter

The key column wiring adapter is designed to adapt your wiring harness to a Flamingo Fire ignition style column.

*Note: Not necessary if your previous column had an ignition switch.*

FR20118A non-original column switch 45.99 ea

New!

PAINLESS



## Steering Column/Pigtail Set

Includes: 2 keyed column ignition switch pigtails, 1 turn signal pigtail with 2 connectors, and 1 dimmer switch pigtail. 12" pigtails include proper crimps installed on factory connectors for an OE appearance and GM color coded, industry certified high temp wiring rated at 600Volts. Ready to plug-in and splice to your existing harness or to use as a starting point to building your own. Easy-to-follow instructions included.

30805 universal..... 42.99 set

New!

PAINLESS



## Modular GM Switch Conversion Kit

All the connectors and terminals for your early GM keyed steering column in one kit. Contains 2 ignition switch connectors, 2 turn signal connectors, 1 dimmer switch connector and terminals for each.


30806 1969-74..... 27.99 ea



## 1958-67 Headlamp Dimmer Switch

Dimmer switch unit is mounted in place of the standard turn signal or tilt wheel lever.

SC1064 1958-67 on tilt lever..... 166.99 ea



## 1958-70 Steering Column Seal

Quality reproduction rubber steering column seals for 1958-70 full size models which are designed to replace your original exactly. Steering column seals will help keep your interior free from debris or other unwanted liquids that could cause damage! These seals are located at the base of the steering column where it passes through the firewall.

Foam Inner Seal with AT..... 11.99 ea  
W2056A 1958

Molded Rubber Outer Seal with AT..... 19.99 ea  
W2056 1958 with MT..... 13.99 ea  
W2051 1958

Molded Rubber Seal with AT..... 40.99 ea  
W2116 1959-60 with MT..... 52.99 ea  
W2117 1959-60 with MT..... 28.99 ea  
3779143 1961-64 with AT..... 25.99 ea  
W2113 1961-64 with MT..... 25.99 ea

Foam Seal with AT or MT..... 12.99 ea  
W2405 1965-66 with AT or MT..... 12.99 ea  
W2406 1967-68 with AT or MT..... 14.99 ea  
W2402 1969-70 with AT or MT..... 14.99 ea



## Custom Firewall Steering Column Seal

Custom firewall rubber seals from JJ's Rods. These boots feature a highly polished 304 stainless steel bezel and hardware and a flexible rubber boot that can accommodate steering columns from 3/4" to 2-1/4" in diameter. This boot cleans up the appearance of your firewall and seals out unwanted heat, noise, and fumes from your engine compartment.

Steering Column Seal 69.99 ea  
J1001 3/4" - 2-1/4"  
J1007 1-7/8" - 2-1/4"

Steering Column Bracket and Boot 99.99 ea  
J1010 1-7/8" - 2-1/4"

Inserts for J1001 19.99 ea  
J1001F satin finished aluminum  
J1001P polished finished aluminum 24.99 ea  
J1001S stainless steel 14.99 ea

OEI AUTHORIZED

## 1976-80 Tilt Steering Rack Set

OEI\* Authorized rack and sector gear set is manufactured with durable teeth to prevent gears from slipping. This set helps when the vehicle is parked, the gears lock the steering wheel in place, preventing it from being turned without the ignition key.

T70429 1976-85 Impala..... 8.99 set  
T70429 1976-90 Caprice..... 8.99 set

New!



## 9 Bolt Steering Wheel Adapter

This steering wheel adapter is made to adapt the 9 bolt patterns of a steering wheel to the tapered, splined top shaft of a steering column. All ididit adapters will fit most ididit columns as well as most 1969 or newer GM passenger car columns and are secured in place with a single nut. A horn wire is included.

220130051..... 132.99 ea

New!



## Tilt Lever with Button

Ididit push button tilt levers are a great upgrade to your steering column. They're manufactured from high-quality aluminum and polished to a brilliant finish. The tilt lever features a simple push button momentary switch that can be used for many different functions.

SC1057 polished..... 59.99 ea



## 1963-83 Tilt Wheel Release Lever

This is the correct reproduction tilt column lever for 1963-83 full size models. Manufactured to factory specification featuring chrome-plated lever with black injection molded ABS plastic knob as original. A chrome knob is featured on 1965-66 Impala SS and 1966 Caprice models.

Features Black Knob 14.99 ea  
3832567 1963-66 OER\*..... 19.99 ea  
3898283 1967 OER\*..... 17.99 ea  
3921449 1968-70 OER\*..... 19.99 ea  
459011 1971-83 chrome/black - OER\* 19.99 ea

Features Chrome Knob 21.99 ea  
CM2298 1965-66 chrome.....



# Steering Column Components



## Shift Indicator Component Set

The aluminum indicator housing attaches with just two screws. The 3 piece sets include the indicator lens, the lens housing and matching pointer. Choose from chrome, black powder coated, brushed, or polished finish to match your steering column.

SC1051A	3-speed	chrome.....	97.99 set
SC1080	3-speed	black.....	93.99 set
SC1081	3-speed	brushed.....	76.99 set
SC1082	3-speed	polished.....	76.99 set
SC1053A	4-speed	chrome.....	97.99 set
SC1083	4-speed	black.....	93.99 set
SC1084	4-speed	brushed.....	76.99 set
SC1085	4-speed	polished.....	76.99 set



## 1959-66 Column Gear Shift Lever

Replace your worn or broken gear shift lever with this quality reproduction for 1959-66 column shift full size Chevrolet models without tilt steering.

**Note:** For use with all column shift automatic or manual transmission.

CX1085	1959-66	AT.....	28.99 ea
CX1085	1959-65	MT.....	28.99 ea



## 1959-66 Column Gear Shift Lever

Replace your worn or broken gear shift lever with a quality reproduction for all 1959-66 column shift full size Chevrolet models without tilt steering. Features the correct knob for years listed.

**Note:** For column shift automatic or manual transmissions. \*Features 1961-65 style knob.

C5817	1959-60	AT with boot.....	43.99 set
B8101*	1961-66	AT.....	38.99 ea
B8101	1961-65	MT.....	38.99 ea



## Universal Steering Column Shift Arm

Ididit replacement shift arm for all ididit automatic column shift steering columns. This is the S-style double bend arm popular on many muscle car and truck columns from ididit.


SC2504300020	universal.....	73.99 ea
--------------	----------------	----------



## 1958-64 Gearshift Lever Grommet

Reproduction gearshift lever to steering column grommet for 1958-64 full size models with column shift. For use with automatic or manual transmission.

W2185	1958-60.....	6.99 ea
W2185A	1961-64.....	6.99 ea



## 1961-70 Column Shift Lever Knob

Reproduction column shift lever knob designed for various 1961-70 full size models.

CM3019	1961-65	black.....	19.99 ea
CX1084	1968-70	black.....	7.99 ea



## 1967-75 Shift Lever Pivot Pin

Genuine GM pin for 1967-75 Impala models. Allows shift lever to shift from one position to the next.

G1406	1967-75	pivot pin.....	10.99 ea
-------	---------	----------------	----------



## 1958-60 Turn Signal Lever

Reproduction turn signal lever manufactured to factory specifications. Will replace the worn out original existing lever on all 1958-60 Bel Air, Impala, Biscayne, and full size models.

<b>Features Black Knob</b>			
CX5036	1958	all.....	9.99 ea
CX1183	1959-60	all.....	18.99 ea



## 1965-67 Turn Signal Lever

Reproduction turn signal lever for 1965-67 Impala SS and Caprice models with factory tilt wheel. Features a chrome knob. Designed and re-engineered to replace the original lever and offer an authentic appearance.

<b>Features Chrome Knob</b>			
CA89579	1965-67	with tilt.....	19.99 ea



## 1961-76 Turn Signal Lever

Replace your old worn out or pitted turn signal lever with these quality reproductions. Manufactured to factory specification featuring chrome-plated lever with black injection molded ABS plastic knob as original.

<b>Features Black Knob</b>			
3783459	1961-62	all.....	12.99 ea
3783459	1963-66	with tilt.....	12.99 ea
3854303	1963-66	without tilt.....	19.99 ea
3909580	1967	all.....	16.99 ea
3961517	1968-70	all.....	15.99 ea
14005066	1971-76	all.....	19.99 ea



## Universal Billet Turn Signal Lever

All American Billet General Motors style billet aluminum turn signal handles. These handles and knobs are precision machined from 6061-T6 billet aluminum and feature a steel shaft and a grooved knob with a machined finish. They will fit any application with a 3/16" diameter shaft. Set screw included.

<b>Turn Signal Lever Only</b>			
AB10053	universal	machined.....	21.99 ea
AB10053P	universal	polished.....	23.99 ea
AB10053S	universal	black.....	26.99 ea

# Turn Signal Levers & Components



A9100291

## USA Billet Steering Column Lever Set

Billet steering column lever set from Ringbrothers to fit 1967-83 GM steering columns and aftermarket Idditt and Flaming River columns. Machined from 6061-T6 aluminum and are available in either a natural aluminum or a black anodized finish.

A9100291	natural	114.99 set
A9100292	black	114.99 set



3782965

KW216

3973060

## 1961-70 Turn Signal Lever Knob

Reproduction turn signal/tilt lever release knob for various 1961-70 full size models. Manufactured from black injection molded ABS plastic.

### Turn Signal Lever Knob

3782965	1961-66	black - OER	9.99 ea
KW216	1967	black	8.99 ea
3973060	1968-70	black	8.99 ea

### Tilt Column Lever Knob

3782965	1961-66	black - OER	9.99 ea
---------	---------	-------------	---------



dash mounted control

column mounted control



SC1060



SC1062

## 1958-67 Cruise Control Unit

Install one of these cruise control units and upgrade your driving experience! Available for mechanical or electronic speedometers. Servo and control units are small enough to fit under any dash. Adjustable for 2000, 4000, or 8000 pulses per mile. Units include pulse generator and either a black column mounted handle or black dash mounted control.

### Column Mounted Control

<b>For Electronic Speedometer</b>			
SC1059	1958-67		418.99 set

<b>For Cable Driven Speedometer</b>			
SC1060	1958-67		465.99 set

<b>Handle Covers</b>			
SC1061	1958-67	polished	44.99 ea
SC1062	1958-67	brushed	44.99 ea

### Dash Mounted Control

<b>For Electronic Speedometer</b>			
CRS30002	1958-67		418.99 set

<b>For Cable Driven Speedometer</b>			
CRS20002	1958-67		465.99 set
DD10011	1958-67	switch	85.99 ea



5030492 - detail view



5030492

## 1977-80 Turn Signal Lever w/ Cruise

Reproduction turn signal lever for 1967-80 Chevrolet Impala and full size models. This turn signal lever will install and replace the original exactly. Includes wiring and connector.

### For Models with Dimmer Switch on Floor

6465256	1967-77	screw-on stalk	99.99 ea
---------	---------	----------------	----------

### For Models with Dimmer Switch on Column

5030492	1977-80	snap-in stalk	99.99 ea
---------	---------	---------------	----------



25031456



DS1271



G4991



22510144



22510732

## 1982-96 Turn Signal/Wiper/Cruise Control Combination Switches

Reproduction combination turn signal lever and wiper switch for 1984-96 models. Each combination switch comes in your choice of black or chrome, as original. Various switches are available to fit a wide variety of GM optional equipment.

### With Cruise Control

<b>With Pulse Wiper</b>			
25075752	1984-90	black	22.99 ea
25031456	1984-90	chrome	22.99 ea
DS1271	1991-96	black	27.99 ea

### Without Cruise Control

<b>With Pulse Wiper</b>			
22510733	1984-90	black	14.99 ea
22510144	1984-90	chrome	14.99 ea
G4991	1991-93	black	69.99 ea
22510733	1994-96	black	14.99 ea
22510144	1994-96	chrome	14.99 ea

<b>Without Pulse Wiper</b>			
22510732	1982-89	black	24.99 ea



## Universal Turn Signal Flasher

Turn signal flasher for a wide variety of classic vehicles. Capacity: 6 lamps, 11 - 15V DC, 2 terminals. Fits a wide variety of classic vehicles that require a 2 prong 12 Volt (552) flasher relay.

13350C	universal	4.99 ea
--------	-----------	---------



B99105 - detail

B99104

B99105

## 1959-62 Turn Signal Cable

Reproduction turn signal cables for 1959-62 Chevrolet Impala, Bel Air, Biscayne, and El Camino models. This cable runs down the steering column from the lever to actuate the turn signal switch. Manufactured in stainless steel.

B99104	1959-60	21" casing	19.99 ea
--------	---------	------------	----------

B99105	1961-62	16" casing	19.99 ea
--------	---------	------------	----------



CX1115

## 1959-62 Turn Signal Repair Set

Reproduction turn signal mechanism repair set for 1959-62 Chevrolet full size models. Designed to repair a faulty turn signal cancelling cam. Each set contains: the mechanism, spring, retainer, and bushing.

CX1115	1959-60	33.99 set
--------	---------	-----------

B9253	1961-62	34.99 set
-------	---------	-----------

# Turn Signal Switches



## 1958-77 Turn Signal Switch

Don't risk crashing your prized classic Chevrolet due to an inoperative turn signal switch. Located in the steering column, this reproduction switch will aid in the prevention of accidents by warning other drivers that you intend to turn.

**1958:** Electrical slide switch mounts under the pot metal mechanism ring, includes wiring and connectors.

**1959-66:** External column mounted switches do not include the actuating cable (sold separately); the wiring for this type of switch is incorporated into the dash harness.

**1963-77:** in-column mounted switches feature the correct color coded wiring and plastic connector for a plug-in installation.

**Note:** \*Includes upper steering column bearing.  
 \*Guide-DeLco type, white switch with metal cancelling springs.  
 \*Boysie type, red switch with cancelling function incorporated in the plastic lever cam.

5948447	1958	all	25.99 ea
3765110	1959-62	all	26.99 ea
MP8685	1963	without tilt	81.99 ea
14034	1963-66	with tilt	76.99 ea
SM202*	1964-66	without tilt	64.99 ea
5698987*	1967-68	8 pin, Delco type	47.99 ea
SM211*	1967-68	9 pin, Delco type	47.99 ea
SM226*	1967-68	8 pin, Boysie type	74.99 ea
SW327	1969-76	all	42.99 ea
SW326	1971, 77	13 pin	55.99 ea



## 1977-96 Turn Signal Switch

Located in the steering column, this reproduction switch will aid in the prevention of accidents by warning other drivers that you intend to turn. Feature the correct color-coded wiring and plastic connector for a plug-in installation.

**Note:** 1995963 and SM276 feature a 10 pin connector. SM223 and 1995974 feature a 13 pin connector.

1995963	1977-81	all	31.99 ea
1995963	1982-90	w/o cornering lamps	31.99 ea
SM223	1982-88	with cornering lamps	31.99 ea
1995974	1989-91	with cornering lamps	34.99 ea
SM276	1991	w/o corner lamps	44.99 ea
1995974	1992-96	all	34.99 ea




## 1989-96 Delco Turn Signal Switch

What do you do when your turn signal doesn't work? Replace the switch! Get Genuine ACDelco replacement switch for your 1989-96 Chevrolet full size.

**Note:** G5726 features a 13 pin connector.

G5726	1989-91	with cornering lamps	57.99 ea
G5726	1992-96	all	57.99 ea



## 1958-96 Turn Signal Cancel Cam

Reproduction turn signal cancelling cam for 1958-96 Chevrolet full size models with and without tilt steering column. Each cancelling cam is manufactured to factory specifications.

**Note:** \*Horn contact pin and spring set sold separately.


E1153	1958	all	5.99 ea
3813945	1959-66	w/o tilt - OER*	6.99 ea
CM2235	1963-66	with tilt - OER*	12.99 ea
399294*	1967-68	with tilt - OER*	12.99 ea
CM5149	1967-68	without tilt	35.99 ea
7812210*	1969-86	without tilt - OER*	17.99 ea
7812211*	1969-96	with tilt - OER*	8.99 ea



## 1963-68 Turn Signal Lever Cam

This is the correct replacement turn signal lever cancelling cam for 1963-68 models. Replace your cracked or broken original turn signal cam with these quality reproductions.

CX1178	1963	without tilt	5.99 ea
SM24	1964-66	without tilt	5.99 ea
SM15	1967-68	Boysie type	9.99 ea
CX1116	1967-68	Delco type	9.99 ea
CX1180	1967-68	without tilt	6.99 ea



## 1989-96 Turn Signal Bolt and Washer

Correct replacement turn signal mechanism hold down bolt and lock washer for 1989-96 models.

5944866	1958	3.99 ea
CX1181	1959-62	3.99 ea



## 1958 Turn Signal Mechanism Parts

Reproduction turn signal mechanism repair components for 1958 Chevrolet full size models. Designed to repair faulty turn signal cancelling cam components.

<b>Nylon Bushing and Rubber Pads</b>		
TF100391	1958	pad set..... 4.99 set
<b>ABS Plastic Turn Signal Cancel Cam Pawls</b>		
E1155	1958	pawls..... 3.99 pr
<b>Cancel Cam Pawl and Spring Set</b>		
K8099	1958	pawls with springs.. 5.99 set



## 1958 Turn Signal Mechanism Ring

Replace your broken, worn turn signal mechanism. The tabs often break on these making your cancelling cam bind-up. Cadmium-plated steel as original.

TF100390	1958	16.99 ea
----------	------	----------



## 1969-96 Turn Signal Switch Connector Set

This connector set includes the correct terminals and connectors for any 1969 or newer GM steering column. Includes both male and female 3-7/8" and 4-1/4" connectors and terminals.

500428	1969-96	14.99 set
--------	---------	-----------



## 1967-90 Turn Signal Harness Adapter

This adapter is used to adapt a newer replacement turn signal switch assembly to the original dash harness pigtail.

SM851	adapts the 1969-77 male 3-7/8" flat pigtail to the 1967-68 style male 3/2 round pigtail.	
1893623	adapts the 1978-90 male 4-1/4" connector to the 1969-77 male 3-7/8" flat pigtail.	
SM851	1967-68	adapter..... 27.99 ea
1893623	1969-90	adapter..... 77.99 ea

# OE Steering Wheels



B9163

## 1958-60 Impala Steering Wheel

These reproduction steering wheels are for 1958-60 Chevrolet Impala models. These steering wheels are available as a set with new mounting hardware, as a steering wheel and horn ring set or steering wheel only.

**Steering Wheel with Horn Ring and Emblem**  
B9163 1959-60 ..... 289.99 ea

**Steering Wheel and Horn Ring**  
B9165 1959-60 ..... 259.99 ea

**Steering Wheel Only**  
B11901 1958..... 159.99 ea  
B9164 1959-60 ..... 204.99 ea



OE#

R63001



black red blue Impala emblem Impala SS emblem

## 1963 Impala Steering Wheel

Reproduction steering wheel for 1963 Impala models. Available with Impala or Super Sport horn ring emblem. Kit includes: steering wheel, hornring, hornring support, emblem and horn ring contact, and mounting kit.

**Impala SS - Steering Wheel Kit**  
R63011 1963 black ..... 349.99 kit  
R63012 1963 red ..... 349.99 kit  
R63013 1963 two-tone blue ..... 349.99 kit


**Impala - Steering Wheel Kit**  
R63001 1963 black ..... 349.99 kit  
R63002 1963 red ..... 349.99 kit  
R63003 1963 two-tone blue ..... 349.99 kit

**All - Steering Wheel and Horn Ring Only**  
769968 1963 black ..... 299.99 ea  
5730129 1963 red ..... 299.99 ea  
5730130 1963 two-tone blue ..... 299.99 ea



OE#

R66001



black red blue 1965 horn cap 1966 horn cap

## 1965-66 Impala Steering Wheel


Reproduction steering wheel for 1965-66 Impala models. Also available as steering wheel with horn ring only. Kit includes: steering wheel, horn cap assembly, horn ring contact, and mounting kit.

**Steering Wheel Kits**  
R65001 1965 black ..... 349.99 kit  
R65002 1965 red ..... 349.99 kit  
R65003 1965 two-tone blue ..... 349.99 kit  
R66001 1966 black ..... 349.99 kit  
R66002 1966 red ..... 349.99 kit  
R66003 1966 two-tone blue ..... 349.99 kit

**Steering Wheel and Horn Ring Only**  
9741875 1965-66 black ..... 299.99 ea  
9742431 1965-66 red ..... 299.99 ea  
9742432 1965-66 two-tone blue ..... 299.99 ea



R62002



black red blue Impala emblem Impala SS emblem

## 1962 Impala Steering Wheel

Reproduction steering wheel for 1962 Impala models. Available with Impala or Super Sport horn ring emblem in a variety of colors. These precision injection molded wheels include the die-cast horn ring. Kit includes: steering wheel, die-cast chrome-plated horn ring, horn ring support, horn ring contact and mounting kit and horn ring emblem, (IMPALA or SUPER SPORT).

*Note: Features 1963 "SUPER SPORT" horn ring emblem. 1962 Impala and SS models featured an "IMPALA" emblem.*

**Impala SS - Steering Wheel Kits**  
R62011\* 1962 black ..... 339.99 kit  
R62012\* 1962 red ..... 339.99 kit  
R62013\* 1962 two-tone blue ..... 339.99 kit

**Impala - Steering Wheel Kits**  
R62001 1962 black ..... 339.99 kit  
R62002 1962 red ..... 339.99 kit  
R62003 1962 two-tone blue ..... 339.99 kit

**All - Steering Wheel and Horn Ring Only**  
769868 1962 black ..... 299.99 ea  
768149 1962 red ..... 299.99 ea  
768145 1962 two-tone blue ..... 299.99 ea



OE#

R64003



black red

## 1964 Impala Steering Wheel

Reproduction steering wheel for 1964 Impala models. Also available as steering wheel with horn ring only. Kit includes: steering wheel, horn ring, horn cap assembly, horn ring contact, and mounting kit.

**Steering Wheel Kits**  
R64001 1964 black ..... 344.99 kit  
R64002 1964 red ..... 344.99 kit  
R64003 1964 two-tone blue ..... 344.99 kit

**Steering Wheel and Horn Ring Only**  
9746631 1964 black ..... 309.99 ea  
9740629 1964 red ..... 309.99 ea  
9740630 1964 two-tone blue ..... 309.99 ea



B126172

RP20007

RP20008

RP20009

## 1958-64 15" Impala Steering Wheel

Replace the old, bulky 17" steering wheel with one of these 15" reproduction Impala style steering wheels. These quality wheels replicate the look of the original steering wheel, but improve the driving feel with their smaller 15" diameter, a benefit especially for cars converted to modern power steering. Steering wheel includes horn ring, horn ring shroud and custom emblem.

*Note: 1958-63 wheels also accept original style emblems. 1964 wheel also accepts the original style Impala horn cap.*

**Important:** Part #261210040 adapter kit is required when using an aftermarket tilt steering column. Part #E1438 horn ring/parts installation set sold separately.

B126172 1958-60 black ..... 369.99 ea  
RP20007 1962 black ..... 369.99 ea  
RP20008 1963 black ..... 369.99 ea  
RP20009 1964 black ..... 369.99 ea

# OE Steering Wheels



SW070



3960722

## 1964-69 Simulated Wood Steering Wheel

Simulated woodgrain steering wheels for 1964-69 Chevrolet full size models. These high-quality reproduction woodgrain wheels are virtually indistinguishable from originals in texture and design unlike previously offered reproduction units. Each wheel features original style brushed spokes and is fully wrapped in simulated woodgrain as original. Mounting hardware, hub, horn cap contact plate, and horn cap are not included.

*Note: When converting a standard steering wheel to a wood wheel you will need to add a mounting hub. Hubs are available separately. For 1967-69 models we recommend the purchase of a wood wheel mounting kit for best results when installing.*

**Walnut - 2-Spoke Design**  
 SW070 1964-66 wheel only ..... 239.99 ea

**Walnut - 3-Spoke Design - OER®**  
 9746195 1967-68 wheel only ..... 289.99 ea

**Rosewood - 3-Spoke Design - OER®**  
 3960722 1969 wheel only ..... 289.99 ea

RESTORATION



## 1967 Deluxe Steering Wheel

OER® reproduction of the black deluxe steering wheel assembly for 1967 Bel Air and Biscayne models. Originally installed on vehicles with the optional deluxe steering wheel. This steering wheel is injection molded from black ABS plastic and includes the die-cast bright chrome steering wheel shroud with black painted details. Horn cap retainer and contact kit, and horn caps sold separately.

9746436 1967 ..... 289.99 ea



R6534

## 1967-69 Simulated Wood Steering Wheel Kit

This steering wheel kit includes the original style simulated woodgrain steering wheel, steering wheel mounting hub, steering wheel mounting kit with cancel cam, and original style Bow Tie horn cap. Each component is manufactured by OER® ensuring the highest quality part available.

**Walnut - 3-Spoke Design**  
 R6532 1967-68 all ..... 379.99 kit

**Rosewood - 3-Spoke Design**  
 R6533 1969 without tilt wheel ..... 379.99 kit  
 R6534 1969 with tilt wheel ..... 369.99 kit



K619

## 1969-70 Cushion Grip Steering Wheel Kit

Reproduction accessory black cushion grip steering wheel (GM option code NK1) found on various GM models. This complete steering wheel kit includes: black cushion grip steering wheel, steering wheel hub, Bow-Tie horn cap, horn cap retainer, cancel cam, and hardware.

**Brushed Silver Spokes**  
 K620 1969-70 with tilt ..... 249.99 kit  
 K619 1969-70 without tilt ..... 249.99 kit

**Black Spokes**  
 K620B 1969-70 with tilt ..... 269.99 kit  
 K619B 1969-70 without tilt ..... 269.99 kit



153920




153797



silver - detail black - detail pebble grain - detail



correct finger spacing



153920

154113

154114

153797

## 1969-70 Cushion Grip Steering Wheel

Reproduction accessory cushion grip steering wheel which was optional in all 1969-70 Chevrolet full size models. Manufactured to OE specifications. Features correct slotted 3-spoke design, correctly brushed finish stainless steel spokes and a textured black grip. Chevrolet referred to this wheel as the NK1 "Cushioned Rim" steering wheel.

**Brushed Silver Spokes**  
 3952700 1969-70 black grip ..... 159.99 ea  
 153920 1969-70 saddle grip ..... 137.99 ea  
 154113 1969-70 blue grip ..... 155.99 ea  
 154114 1969-70 red grip ..... 155.99 ea

**Black Spokes**  
 153797 1969-70 black grip ..... 137.99 ea

# OE Steering Wheels/Horn Rings

RESTORATION


OER



R3494



R3492



3939732 - detail 3939733 - detail 3939735 - detail



R3492 - detail R3493 - detail

## 1969-70 Steering Wheel Kit


OER® steering wheel kits for 1969-70 Chevrolet full size models. These steering wheels kits include our injection molded colored ABS steering wheels, center shroud with "hot-stamp" chrome trim, LH and RH buttons and horn contacts. Available in 4 factory colors. Center shroud emblem sold separately.

### 1969-70 Steering Wheel Kits

R3492	black	341.99 kit
R3493	black/cherrywood shroud	346.99 kit
R3494	red	299.99 kit
R3496	dark blue	299.99 kit
R3497	dark green	299.99 kit

### 1969-70 Steering Wheel Only

3939731	black	249.99 ea
3939732	dark blue	249.99 ea
3939733	red	249.99 ea
3939735	dark green	249.99 ea



K213

K213R


K213DB

K213DG

## 1969-70 Horn Buttons

Replacement horn buttons for 1969-70 Chevrolet full size steering wheel. These buttons fit behind the steering wheel shroud and are manufactured from injection molded colored ABS plastic. Includes LH and RH horn buttons. Available in four factory colors.

K213	1969-70	black	19.99 pr
K213R	1969-70	red	19.99 pr
K213DB	1969-70	dark blue	19.99 pr
K213DG	1969-70	dark green	19.99 pr



3939760

3961775

3961774

3961778

3972735

## 1969-70 Steering Wheel Shroud

Reproduction center steering wheel shroud for 1969-70 full size models. These steering wheel shrouds are injection molded from colored ABS plastic and are available in 4 factory colors and black with cherrywood insert. Available with silver painted details or correct "hot-stamp" chrome trim as from the factory. Six mounting screws included.

Note: \*Holes must be drilled for emblem on cherrywood insert.

### With Silver Accents

3939760	black	69.99 ea
3961775	red	69.99 ea
3961774	dark blue	69.99 ea
3961778	dark green	69.99 ea
3972735	cherrywood	74.99 ea

### With Chrome Accents

3939760HS	black	89.99 ea
3961775HS	red	89.99 ea
3961774HS	dark blue	89.99 ea
3961778HS	dark green	89.99 ea
3972735HS	cherrywood	94.99 ea

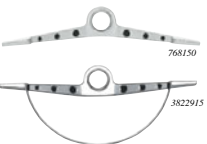
### Screw Set - Included with Shrouds

A15386	individual	1.29 ea
A15386	set of 6	6.99 set



AC1665

CX5038



768150

3822915



9740492

3882985

## 1958-66 Impala Horn Ring

Replace the original horn ring on your 1958-66 Impala with a quality reproduction. These chrome-plated die-cast horn rings are manufactured to factory specifications for an authentic fit and original appearance.

AC1665	1958	reproduction	140.99 ea
CX5038	1959-60	reproduction	61.99 ea
768150	1962	OER®	79.99 ea
3822915	1963	OER®	89.99 ea
9740492	1964	OER®	54.99 ea
3882985	1965-66	OER®	79.99 ea



## 1969-70 Steering Wheel Shroud Hardware

Reproduction steering wheel shroud mounting hardware for 1969-70 full size models with the 2 button shrouded steering wheel. Features original style fasteners with the correct electrolytic zinc and wax finish.

G4998K	1969-70	4 piece	3.99 set
--------	---------	---------	----------

# OE Steering Wheel Components



## 1958-61 Horn Ring Shroud

Replace your old worn out or pitted horn ring shroud with this quality reproduction. Manufactured to factory specifications for an authentic fit and original appearance.

CX5037	1958-60	47.99 ea
BC616400	1961	53.99 ea



## 1962-63 Horn Ring Support

Reproduction die-cast horn ring support bracket for 1962-63 Impala and 1963 Bel Air.

764760	1962-63	48.99 ea
--------	---------	----------



*Sold individually - 4 required*

## 1961-63 Steering Wheel Ornament

Reproduction steering wheel paint divider/ornament for 1961-63 Impala models. This is a correct replacement for your missing or damaged original chrome ornaments which are installed in the rim of steering wheel. 4 required per vehicle.

766981	1961-63	9.99 ea
--------	---------	---------



## 1958-66 Horn Ring Installation Set

The horn is a necessary feature on all vehicles. Includes the necessary items to repair the horn mechanism on 1958-61 models except Impala and all 1962-66 models. E1438

E1438	1958-66	18.99 set
-------	---------	-----------



## 1967 Horn Cap Retainer Set

Reproduction of the component parts necessary to mount the horn cap to your 1967 Bel Air or Biscayne steering wheel. Includes the mounting cup, spring, insulator, mounting screws, and horn contact.

*Note: For use on deluxe steering wheel.*

K137	1967	24.99 set
------	------	-----------



## 1961 Impala Horn Buttons

Reproduction chrome horn buttons for 1961 standard Impala models. Designed to replace the originals exactly. Sold in pairs, 1 pair required per vehicle.

BC616403	1961	36.99 pr
----------	------	----------



## 1961-70 Horn Button Contact

Reproduction horn button contacts for 1961-70 Chevrolet full size models. These contacts are manufactured to factory specifications and install under the steering wheel shroud. One pair required per vehicle.

BC616402	1961	reproduction ... 27.99 set
3939746	1969-70	OER® ... 21.99 pr



## 1958-66 Horn Contact

Horn contact assembly for 1958-66 Chevrolet full size models. Fits in the steering wheel under the horn contact spring plate. Manufactured to factory specifications. One piece design, will replace older 2 piece design used on some models.

14826	1958-66	all	5.99 ea
-------	---------	-----	---------



## 1967-96 Horn Contact Pin Set

OER® horn contact pin, spring and retainer set for various 1967-96 GM models. Fits in the turn signal cancel cam. Manufactured to factory specifications.

*Fits Cancel Cam #399294*

748741	1967-68	all	8.99 set
--------	---------	-----	----------

*Fits Cancel Cams #7812210 and 7812211*

748740	1969-96	all	5.99 set
--------	---------	-----	----------



## 1981-91 Horn Contact

Correct replacement horn contact unit designed to replace damaged or defective original. Mounts inside the horn cap/shroud.

G7348	1981	w/o tilt (in shroud) ...	3.99 ea
G7348	1984-91	w/o tilt (in shroud) ...	3.99 ea



## 1964-70 Simulated Wood/Cushion Grip Horn Cap Mount/Contact Plate

Reproduction horn cap mount and contact assembly for 1964-70 Impala/full size models with the simulated wood or cushion grip steering wheel.

769609	1964-66	reproduction ...	19.99 ea
3937897	1967-70	OER® ...	19.99 ea



## 1967-70 Simulated Wood/Cushion Grip Steering Wheel Mounting Set

Sets include components to install your original or reproduction cushion grip, walnut or rosewood steering wheel.

*Note: The steering wheel hub is necessary for models not originally equipped with woodgrain or cushion grip wheel.*

K579	1967-68	all	27.99 set
K438	1969-70	without tilt	32.99 set
K439	1969-70	with tilt	32.99 set



## 1964-70 Steering Wheel Mounting Screws

OER® steering wheel and horn contact mounting screws for various 1964-70 full size models. This complete set of OE style screws will install a factory style Chevrolet woodgrain or cushion grip steering wheel and the horn contact to the hub. Each set Includes 9 screws.

E275	1964-70	7.99 set
------	---------	----------



## 1958-72 Steering Wheel Nut

Special nut used to tighten the steering wheel to the column assembly. For all 1958-72 steering wheels.

124934	1958-72	... 9.99 ea
--------	---------	-------------

# OE Steering Wheel Components



## 1967-70 Simulated Wood/Cushion Grip Steering Wheel Mounting Hub

This hub mounts directly to the top of the steering column and retains the factory GM style simulated wood steering wheel. The 1967-70 hubs can also be used for the optional "cushion grip" steering wheel.

<b>3-15/16" Diameter, 1-7/8" Tall</b>	
3930062 1967-68 black.....	57.99 ea
<b>4-1/8" Diameter, 1-3/16" Tall</b>	
3937896 1969-70 black.....	32.99 ea
3937895 1969-70 chrome.....	32.99 ea



## 1964-70 Simulated Wood/Cushion Grip Steering Wheel Horn Cap

Excellent reproduction horn caps for 1964-70 Chevrolet full size models with the optional simulated woodgrain steering wheel and 1969-70 cushion grip steering wheel. 1964-65 models feature a die-cast chrome cap with acrylic emblem insert with correct painted details. 1966-70 models feature a die-cast cap with brushed chrome appearance with correct red, white, blue, and black painted details.

<b>Wood Wheel</b>	
CM44000 1964 replace #3945287	73.99 ea
CM44200 1965 replace #3889873	79.99 ea
CM44300 1966 replace #3908382	70.99 ea
3945461 1967-69 OER®.....	46.99 ea

<b>Cushion Grip Wheel</b>	
3945461 1969-70 OER®.....	46.99 ea



## 1961-63 Standard Horn Cap Mounting Ring

Reproduction rubber horn cap mounting ring manufactured specifically for 1961-63 Chevrolet full size models. Provides the necessary interlock between horn cap and horn contact. This rubber ring is not included when purchasing a horn cap and is essential for installation.

3931568 1961-63.....	5.99 ea
----------------------	---------



## 1958-61 Impala Horn Ring Shroud Emblem

Reproduction of the 1958-61 Impala horn emblem. Manufactured in acrylic with the metallic Impala and crossed flags design in the center. Installs into the center of the steering wheel shroud.

CM2024 1958-60.....	33.99 ea
BC616404 1961.....	34.99 ea



## 1962-63 Impala Horn Ring Emblem

Reproduction horn ring emblem for 1962-63 Impala models. Features the words "Impala" or "Super Sport" with Impala logo in the center.

CM2292 1962-63 Impala.....	21.99 ea
CM2292 1962 Impala SS.....	21.99 ea
CM2293 1963.....	20.99 ea



## 1964 Impala Horn Cap Emblem

OER® horn cap emblem for 1964 Impala/Impala SS models. Manufactured from injection molded ABS acrylic to factory specifications featuring the correct Impala logo and lettering with black and silver painted details.

K201 1964 Impala/Impala SS.....	26.99 ea
---------------------------------	----------



## 1967 Impala Horn Cap Emblem

Reproduction horn button emblem for 1967 Impala models with deluxe steering wheel. Available with the blue Bow Tie or the black and silver SS logo. Manufactured from injection molded ABS acrylic to factory specifications.

CM4465 1967 Bow Tie.....	44.99 ea
CM4450 1967 SS.....	44.99 ea



## 1964-65 Bel Air Horn Cap

OER® reproduction die-cast Bel Air horn cap unit designed for 1964-65 Chevrolet standard Bel Air models. Horn cap is designed to replicate the original in quality and fitment. Features correct chrome-plating and Bow Tie emblem in center. Cap is painted with correctly applied black accents same as original.

**Note:** For use on Bel Air models only. Not for use on Impala or vehicles equipped with a woodgrain steering wheels.

3840112 1964-65.....	74.99 ea
----------------------	----------



## 1964-66 Impala Horn Cap

OER® standard steering wheel horn cap for 1964-66 Impala and Impala SS models. Manufactured to factory specifications. Die-cast chrome cap with acrylic center logo. Features correct black, silver, and gold painted details with Impala lettering and logo where applicable.

3841275 1964 Impala/Impala SS .....	74.99 ea
3858429 1965 Impala/Impala SS .....	79.99 ea
3874620 1966 Impala/Impala SS .....	79.99 ea



## 1969-70 Steering Wheel Shroud Emblem

Reproduction steering wheel shroud emblems for various 1969-70 full size models. These chrome-plated die-cast emblems are manufactured to factory specifications and feature the correct finish, logos, and painted details.

3939755 1969-70 Bow Tie.....	21.99 ea
3939758 1969 SS.....	13.99 ea
C738521 1970 SS.....	29.99 ea

DASH & CONSOLE COMPONENTS



# Custom Steering Wheels



## 1969-81 Leather 14" Steering Wheel Kit

Replace the outdated, uncomfortable stock steering wheel in your Chevy full size with a modern, padded leather grip steering wheel and a classic center spoke design! The 14" diameter wheel is easier to manage and provides your dash with a unique sporty look available in black, tan, gray or red. Kit includes everything you need to mount the wheel including, steering wheel, mounting hardware kit, chrome, or brushed mounting hub, and choice of horn button and ring with either red/white/blue Bow Tie, blue/silver Bow Tie, blue/red Bow Tie, crossed flags or SS logo.


**Note:** Must specify logo suffix on steering wheel kit: A = red/white/blue Bow Tie, B = blue/silver Bow Tie, C = blue/red Bow Tie, D = crossed flags, E = SS logo.

### Brushed Spoke Wheel

R304411	1969-81	black	249.99 kit
R304412	1969-81	tan	249.99 kit
R304413	1969-81	gray	249.99 kit
R304414	1969-81	red	249.99 kit

### Chrome Spoke Wheel


R304511	1969-81	black	249.99 kit
R304512	1969-81	tan	249.99 kit
R304513	1969-81	gray	249.99 kit
R304514	1969-81	red	249.99 kit



## Steering Wheel Puller

Great item to have when replacing your OEM or replacement steering wheel. Can be used for almost any models steering wheel. Allows easy removal of steering wheel. Complete instructions included.

K212	standard	22.99 set
SMP1	4" hubs	9.99 set



## 1967-94 Leather 14" Steering Wheel

Each wheel features a thick padded leather grip for driving comfort and a classic center spoke design that is reminiscent of the optional sport wheels from muscle car era. The smaller 14" diameter wheel is easier to manage and provides your dash with a unique sporty look. Each steering wheel kit includes everything you need to mount the wheel. Includes: the steering wheel, mounting hardware kit, mounting hub, and your choice of a Bow Tie or crossed flags horn cap.

**Note:** Must specify center type: A = brushed, B = chrome.

### Bow Tie Cap

<b>Black Wheel</b>			
R30511	1967-68	without tilt	206.99 kit
R30521	1969-94	without tilt	245.99 kit
R30531	1969-94	with tilt	245.99 kit

### Gray Wheel

R30611	1969-81	without tilt	232.99 kit
R30621	1969-81	without tilt	245.99 kit
R30631	1969-81	with tilt	245.99 kit

### Red Wheel

R30711	1967-68	without tilt	232.99 kit
R30721	1969-81	without tilt	245.99 kit
R30731	1969-81	with tilt	245.99 kit

### Tan Wheel

R30811	1967-68	without tilt	206.99 kit
R30821	1969-81	without tilt	245.99 kit
R30831	1969-81	with tilt	245.99 kit

### Crossed Flags Cap

<b>Black Wheel</b>			
R30522	1967-68	without tilt	239.99 kit
R30532	1969-81	without tilt	259.99 kit
R30532	1969-81	with tilt	259.99 kit

### Gray Wheel

R30612	1967-68	without tilt	228.99 kit
R30622	1969-81	without tilt	284.99 kit
R30632	1969-81	with tilt	284.99 kit

### Red Wheel

R30712	1967-68	without tilt	228.99 kit
R30722	1969-81	without tilt	280.99 kit
R30732	1969-81	with tilt	280.99 kit

### Tan Wheel

R30812	1967-68	without tilt	265.99 kit
R30822	1969-81	without tilt	299.99 kit
R30832	1969-81	with tilt	299.99 kit



## 1967-81 Wood 14" Steering Wheel

Classic styling meets sports car design with these unique custom steering wheel kits. Wheels feature a contoured wood center and a classic center spoke design that is reminiscent of the optional wood wheels from the late 1960's muscle car era. 14" diameter wheel kit includes: steering wheel, mounting hardware kit, mounting hub, and Bow Tie or crossed flags horn cap.

### Chrome Center

<b>Bow Tie Horn Cap</b>			
R30111	1967-68	without tilt	206.99 kit
R30112	1969-81	with tilt	245.99 kit
R30113	1969-81	without tilt	245.99 kit

### Crossed Flags Horn Cap

R30114	1967-68	without tilt	244.99 kit
R30115	1969-81	with tilt	259.99 kit
R30116	1969-81	without tilt	259.99 kit

### Black Anodized Center

<b>Bow Tie Horn Cap</b>			
R30271	1967-68	without tilt	206.99 kit
R30272	1969-81	with tilt	245.99 kit
R30273	1969-81	without tilt	245.99 kit

### Crossed Flags Horn Cap

R30274	1967-68	without tilt	216.99 kit
R30275	1969-81	with tilt	259.99 kit
R30276	1969-81	without tilt	259.99 kit



## 1967-81 Leather & Wood 14" Wheel

Classic styling meets sports car design with these unique custom steering wheel kits. Wheels feature a wood and leather combination and a classic center spoke design that is reminiscent of the optional wood wheels from the late 1960's muscle car era. 14" diameter wheel kit includes: steering wheel, mounting hardware kit, mounting hub, and Bow Tie or crossed flags horn cap.

### Bow Tie Horn Cap

R30191	1967-68	without tilt	250.99 set
R30192	1969-81	with tilt	254.99 set
R30193	1969-81	without tilt	254.99 set

### Crossed Flags Horn Cap

R30194	1967-68	without tilt	269.99 set
R30195	1969-81	with tilt	268.99 set
R30196	1969-81	without tilt	268.99 set

# NRG Steering Wheels



152773C

## Cherry Mahogany Wood Steering Wheel

Add a traditional look to your interior with this 6 bolt woodgrain steering wheel from NRG. Made from high-quality materials with a sophisticated design to let you feel the smooth luxurious wood and the aggressive matt finish. Mounts to any 6 bolt hub or quick release unit. Measures: 13" in diameter, 1-3/4" deep.

### Standard Woodgrain Wheels

152773B matte black center..... 159.99 ea  
 152773C chrome center..... 159.99 ea

## Rim Sport Style Wheel

NRG Rim Sport series wheel is manufactured from high-quality materials, providing the feel of smooth luxurious wood, polished aluminum center spokes and the old school brushed metal feel. Mounts to any six bolt hub or quick release unit and measures 14-1/4" in diameter, and 1-1/2" deep.



152778 6 bolt..... 209.99 ea

## Classic Woodgrain Wheel

New!

NRG Classic woodgrain 3-spoke center in chrome. Measuring in at approximately 14-1/2", this wheel was made to be a direct replacement for many of the older vehicle that did not feature options such as power steering, or assisted steering.



It's large, sturdy, and ready for the road. Covered in custom stained Mahogany featuring polished aluminum spokes.

153801 6 bolt..... 179.99 ea



## Steering Wheel Replacement Screws

Replacement mounting screw set for all NRG steering wheels. 6 piece set. Includes Hex key.

152775 black M5-8.0 screws..... 13.99 set



152783B

carbon fiber - detail



152782BK

## Generation 2.0 Quick Release System

This 2.0 Quick Release units feature many options that conventional ball-lock Quick Release systems do not offer, such as specially designed raised sections to prevent hub stretches and a self-locking mechanism. These units are manufactured from highest quality aircraft aluminum with style and function that are designed to last.

Note: Must use in conjunction with the short hub adapter.

### 5 Bolt - 2.0 Quick Release

Compatible with all 5 bolt Grant steering wheels, and others with 5 x 70mm bolt pattern.

152783B black..... 119.99 ea  
 153744BK chrome ring..... 119.99 ea

### 6 Bolt - 2.0 Quick Release

Compatible with all 6 bolt steering wheels with: 6 x 70mm or 6 x 74mm Bolt Patterns.

#### With Carbon Fiber Ring

152781C black..... 119.99 ea

#### With Titanium Ring

152782BK black..... 111.99 ea  
 152782GM gunmetal..... 111.99 ea  
 152782GL silver..... 111.99 ea



152784BK

## Generation 2.8 Quick Release System

The Gen 2.8 Quick Release provides all the benefits of the 2.0 Generation Systems ball-locking quick release system with the added benefit of an upgraded Diamond Cut flared ring. This provides leverage and grip for the pull ring allowing much easier release of the steering wheel. Perfect for race applications where gloves are required. Choose from a selection of colors.

Note: Must use in conjunction with the short hub adapter.

### 6 Bolt - 2.8 Quick Release

Compatible with all 6 bolt steering wheels with: 6 x 70mm or 6 x 74mm Bolt Patterns.

152784BK black..... 144.99 ea  
 152784GM gunmetal..... 144.99 ea  
 152784GL silver..... 144.99 ea



## Short Hub Adapter

This short hub unit was designed to mount an aftermarket steering wheel/quick release combination close to the original orientation. Manufactured from the highest quality aluminum using a solid, one piece design for maximum strength and durability.

Note: Must use with one of our Quick Release or tilt systems.

152780 black..... 125.99 ea



152779B



152779G

## 1/2" Steering Wheel Spacer

Bring your steering wheel closer with this 1/2" spacer. Manufactured from CNC-machined aluminum with counter sunk mounting holes to the hub and a universal 6 bolt mounting pattern.

152779B black..... 27.99 ea  
 152779G silver..... 27.99 ea



152786GL

## Quick Lock System

A perfect complement to the Quick Release Systems, these units quickly and easily disable the steering hub by preventing the placement of a steering wheel onto the hub. Manufactured from solid steel and utilizing a ball-lock design and key mechanism. Available in various color finishes.

Note: Must use with either the 2.0 or 2.8 quick release system.

152785GM gunmetal..... 125.99 ea  
 152786GL polished..... 125.99 ea  
 152786MB matte black..... 125.99 ea



152772B

## Quick Tilt/Lock System

By allowing the steering wheel to tilt out of the way in one quick motion and combining a patented locking system to secure the wheel once the tilt is engaged, this system provides an added layer of anti-theft security without sacrificing convenience.

Note: Requires short hub adapter. Not compatible with quick lock or quick release units.

152772B black..... 249.99 ea  
 152772G silver..... 249.99 ea



# Custom Steering Wheels



## GT Performance Foam Grip or Retro Wood Steering Wheels

Each steering wheel kit includes steering wheel, horn button assembly, hub adapter, and Grade 8 hardware. Horn buttons and hubs are billet 6061 aluminum and are secured using an exclusive o-ring design. Your choice of black anodized or polished hub and horn assembly.

### Horn Cap Styles



### Performance Foam Grip Steering Wheel

GT Performance foam grip steering wheels set a new standard in comfort and style!

#### GT Retro Steering Wheel Kits

GT Retro wheels are the perfect match for any project. The wheel center is manufactured from 304 stainless steel with a brushed finish and polished edges. 15" diameter with 4-1/8" dish.

#### Polished Horn Button and Hub

##### Standard Style Horn Button

A8231113 1964-66 with red Bow Tie ... 313.99 kit  
A8411111 1967-68 w/engraved Bow Tie ... 277.99 kit  
A8411113 1967-68 with red Bow Tie ... 242.99 kit  
A8421111 1969-94 w/engraved Bow Tie ... 277.99 kit  
A8421113 1969-94 with red Bow Tie ... 242.99 kit

##### High Rise Style Horn Button

A8411123 1967-68 with red Bow Tie ... 242.99 kit  
A8421123 1969-94 with red Bow Tie ... 242.99 kit

#### Black Anodized Horn Button and Hub

##### Standard Style Horn Button

A8412213 1967-68 with red Bow Tie ... 272.99 kit  
A8422213 1969-94 with red Bow Tie ... 287.99 kit

##### High Rise Style Horn Button

A8412223 1967-68 with red Bow Tie ... 272.99 kit  
A8422223 1969-94 with red Bow Tie ... 287.99 kit

#### GT Classic Steering Wheel Kits

The GT Classic steering wheels feature a black cushion-grip and a 3-spoke chrome center. The 1010 cold rolled steel spokes have classic lightning holes and are rolled polished and chrome-plated for a perfect appearance. 14-1/2" diameter with 3-1/2" dish.

#### Polished Horn Button and Hub

##### Standard Style Horn Button

A8111111 1967-68 w/engraved Bow Tie ... 169.99 kit  
A8111113 1967-68 with red Bow Tie ... 187.99 kit  
A8121111 1969-94 w/engraved Bow Tie ... 169.99 kit  
A8121113 1969-94 with red Bow Tie ... 187.99 kit

##### High Rise Style Horn Button

A8111123 1967-68 with red Bow Tie ... 177.99 kit  
A8121123 1969-94 with red Bow Tie ... 177.99 kit

#### Black Anodized Horn Button and Hub

##### Standard Style Horn Button

A8112213 1967-68 with red Bow Tie ... 187.99 kit  
A8122213 1969-94 with red Bow Tie ... 177.99 kit

##### High Rise Style Horn Button

A8112223 1967-68 with red Bow Tie ... 187.99 kit  
A8122223 1969-94 with red Bow Tie ... 177.99 kit

### Retro Wood Steering Wheel

GT Retro steering wheels are perfect complement for any classic! These steering wheels feature wood with a unique V-shaped profile and sculpted finger grips so they fit perfectly in your hands. The wheel centers are manufactured from 304 stainless steel with polished edges and a fully brushed finish.

**Light Walnut Wood Steering Wheel Kits** - Grip features genuine wood with hand rubbed light walnut stain and finished with a glossy polyurethane clear coat. 15" diameter with 4" dish.

#### Polished Horn Button and Hub

##### Standard Style Horn Button

A8211111 1967-68 w/engraved Bow Tie ... 316.99 kit  
A8211113 1967-68 with red Bow Tie ... 313.99 kit  
A8221111 1969-94 w/engraved Bow Tie ... 316.99 kit  
A8221113 1969-94 with red Bow Tie ... 313.99 kit

##### High Rise Style Horn Button

A8211123 1967-68 with red Bow Tie ... 313.99 kit  
A8221123 1969-94 with red Bow Tie ... 313.99 kit

#### Black Anodized Horn Button and Hub

##### Standard Style Horn Button

A8212213 1967-68 with red Bow Tie ... 313.99 kit  
A8222213 1969-94 with red Bow Tie ... 313.99 kit

##### High Rise Style Horn Button

A8212223 1967-68 with red Bow Tie ... 313.99 kit  
A8222223 1969-94 with red Bow Tie ... 313.99 kit

#### Dark Walnut Wood Steering Wheel Kits

Grip features genuine wood with hand rubbed dark walnut stain and finished with a glossy polyurethane clear coat. 15" diameter with 4" dish.

#### Polished Horn Button and Hub

##### Standard Style Horn Button

A8311111 1967-68 w/engraved Bow Tie ... 316.99 kit  
A8311113 1967-68 with red Bow Tie ... 313.99 kit  
A8321111 1969-94 w/engraved Bow Tie ... 316.99 kit  
A8321113 1969-94 with red Bow Tie ... 313.99 kit

##### High Rise Style Horn Button

A8311123 1967-68 with red Bow Tie ... 313.99 kit  
A8321123 1969-94 with red Bow Tie ... 313.99 kit

#### Black Anodized Horn Button and Hub

##### Standard Style Horn Button

A8312213 1967-68 with red Bow Tie ... 313.99 kit  
A8322213 1969-94 with red Bow Tie ... 313.99 kit

##### High Rise Style Horn Button

A8312223 1967-68 with red Bow Tie ... 313.99 kit  
A8322223 1969-94 with red Bow Tie ... 313.99 kit

### 1958-79 GT Pro-Touring Steering Wheel

The GT Pro-Touring Sport steering wheel was inspired by GM's optional NK44-spoke Sport wheel installed in various models during the 1970s. This custom steering wheel offers a modern flair to an already classic design. The black anodized spoke design features a leather wrapped grip with "baseball" stitched seam. The polished spoke design features genuine mahogany wood outer grip and perforated leather inner. Horn buttons are machined from 6061 aluminum and are secured using an exclusive o-ring design that keeps it from "popping off." Each steering wheel kit includes matching hub and horn button with Grade 8 mounting hardware.

**Important:** For Flamingo Rider and ididit steering columns use the 1969 and later kits.

**Note:** Not intended for vehicles with air bag safety systems.

#### Polished

This kit includes: a 14-1/2" diameter, 2-3/8" dish, black anodized 4-spoke wheel with a polished adapter and your choice of an engraved or red Bow Tie horn button. The horn buttons cover the wheel mounting bolts for a clean, custom look.

A8611111 1958-63 engraved Bow Tie 611.99 kit  
A8611111 1967-68 engraved Bow Tie 611.99 kit  
A8621111 1969-79 engraved Bow Tie 611.99 kit  
A8611113 1958-63 red Bow Tie..... 608.99 kit  
A8611113 1967-68 red Bow Tie..... 608.99 kit  
A8621113 1969-79 red Bow Tie..... 608.99 kit

#### Black Anodized

This kit includes: a 14-1/2" diameter, 2-3/8" dish, black anodized 4-spoke wheel with black anodized adapter and a red Bow Tie horn button. The horn button exposes the bolts that mount the wheel for a high-performance look.

A8512223 1958-63 red Bow Tie..... 478.99 kit  
A8512223 1967-68 red Bow Tie..... 478.99 kit  
A8522223 1969-79 red Bow Tie..... 505.99 kit


# Custom Steering Wheels



CH401620 BK501642  
 dark mahogany wheel black mahogany wheel with rivets



dark mahogany dark mahogany w/aluminum rivets black mahogany w/aluminum rivets



gray mahogany gray mahogany with aluminum rivets



FS120103 FS126P01 FS126P02 FS126P03

## Empire 6 Bolt Steering Wheel

Forever Sharp 6 bolt Empire steering wheels feature outstanding quality and sleek design. Each wheel is crafted from real mahogany wood with finger grooves on the back and steel spokes finished in bright polished chrome-plating. Wheels feature a 6 hole bolt pattern with a 1-3/4" dish depth and are available in 14" and 15" diameters.

**Important:** Steering wheels require mounting adapter and your choice of horn buttons, sold separately.

### Steering Wheels

<b>Dark Mahogany</b>			
CH401620	14"	chrome spokes	116.99 ea
CH501620	15"	chrome spokes	133.99 ea
BK401620	14"	black spokes	124.99 ea

<b>Dark Mahogany with Aluminum Rivets</b>			
CH401622	14"	chrome spokes	124.99 ea
CH501622	15"	chrome spokes	133.99 ea
BK501622	15"	black spokes	133.99 ea

<b>Black Mahogany with Aluminum Rivets</b>			
CH501642	15"	chrome spokes	133.99 ea
BK501642	15"	black spokes	133.99 ea

<b>Gray Mahogany</b>			
BK501630	15"	black spokes	126.99 ea

<b>Gray Mahogany with Aluminum Rivets</b>			
CH501632	15"	chrome spokes	133.99 ea
BK501632	15"	black spokes	126.99 ea

### Horn Buttons

<b>Black ABS Plastic Horn Button</b>			
FS120103		with Forever Sharp logo	23.99 ea

<b>Polished Billet Aluminum Horn Button</b>			
FS126P01		horn button delete w/o logo	33.99 ea
FS126P02		without logo	33.99 ea
FS126P03		with Forever Sharp logo	33.99 ea
FS126P04		with Bow Tie	58.99 ea
FS126P05		with "SS" logo	58.99 ea

### Mounting Hub Adapters

#### Polished Aluminum

<b>OE Steering Column</b>			
FSA0256P	1967	6 bolt adapter	45.99 ea
FSA0856P	1968	6 bolt adapter	45.99 ea
FSA0156P	1969-94	6 bolt adapter	45.99 ea

<b>For Flaming Red or ididit Steering Column</b>			
FSA0156P	1967-94	6 bolt adapter	45.99 ea



CH504620 CH504622  
 dark mahogany wheel shown with polished Forever Sharp horn button dark mahogany with rivets wheel shown with polished Forever Sharp horn button



dark mahogany dark mahogany w/aluminum rivets finger indentations on back grip



## Classic 6 Bolt Steering Wheel

Forever Sharp Classic 6 bolt steering wheels feature outstanding quality and sleek design. Wheel is crafted from real mahogany wood with finger grooves on the back and steel spokes finished in bright polished chrome-plating. A urethane coating on the mahogany grip provides for a longer life and improved heat resistance on hot summer days. 15" wheel features a 6 hole bolt pattern with a 1-3/4" dish depth. Available in a dark hand stained mahogany finish.

**Important:** Steering wheels require mounting adapter and your choice of horn buttons, sold separately.

### Steering Wheel

<b>Dark Mahogany</b>			
CH504620	15"	chrome spokes	133.99 ea

<b>Dark Mahogany with Aluminum Rivets</b>			
CH504622	15"	chrome spokes	133.99 ea

### Horn Buttons

<b>Black ABS Plastic Horn Button</b>			
FS120103		with Forever Sharp logo	23.99 ea

<b>Polished Billet Aluminum Horn Button</b>			
FS126P01		horn button delete w/o logo	33.99 ea
FS126P02		without logo	33.99 ea
FS126P03		with Forever Sharp logo	33.99 ea

### Mounting Hub Adapters

#### Polished Aluminum

<b>OE Steering Column</b>			
FSA0256P	1967	6 bolt adapter	45.99 ea
FSA0856P	1968	6 bolt adapter	45.99 ea
FSA0156P	1969-94	6 bolt adapter	45.99 ea

<b>For Flaming Red or ididit Steering Column</b>			
FSA0156P	1967-94	6 bolt adapter	45.99 ea



finger indentations on back grip dark mahogany



FS013B - black powder coated mounting hub FS013P - polished chrome-plated mounting hub

## Classic Deep Style Mahogany Wheel

Forever Sharps' deep style, dark mahogany wood steering wheel is manufactured from real mahogany wood and features aluminum rivets, brushed aluminum spokes, as well as finger indentations on the backside for comfort and grip. A urethane coating has also been applied to give the wheel a longer life and improved heat resistance for those hot summer days. Features a 3 hole bolt pattern, 15" (14-3/4") diameter with a 4" dish depth and decorative rivets.

**Note:** Chrome horn button/cap FS120302 and 3 bolt mounting adapter, sold separately.

### Steering Wheels

FS519322	15"	dark mahogany wheel	133.99 ea
----------	-----	---------------------	-----------

### Horn Buttons

FS120302		chrome horn button cap	14.99 ea
----------	--	------------------------	----------

### Mounting Hub Adapter

**Note:** Please add desired finish to part number when ordering: "P" - polished; "B" - black powder coated.

### OE Steering Column

FSA023	1967	3 bolt adapter	32.99 ea
FSA083	1968	3 bolt adapter	32.99 ea
FSA113	1969-94	3 bolt adapter	32.99 ea

<b>For Flaming Red or ididit Steering Column</b>			
FSA013	1967-94	3 bolt adapter	32.99 ea



FR20150BK black light tan light gray white

## 1969-94 Water Fall Steering Wheel

Flaming River's unique steering wheel is very similar in design to that of the 2010 Camaro a great retro modern look. Featuring billet machine work wrapped in soft leather available in your choice of color. Includes horn button assembly. Mounting adapter sold separately. Measures 13.8" in diameter.

<b>1969-94 Steering Wheel</b>			
FR20150BK	black		494.99 ea
FR20150LT	light tan		631.99 ea
FR20150LG	light gray		641.99 ea
FR20150WH	blizzard white		640.99 ea

<b>1969-94 Mounting Adapter</b>			
FR20150HAD	Flaming River		167.99 ea
FR201500E	GM Column		157.99 ea

# Custom Steering Wheels



FSV109801  
polished spokes  
black vinyl

FSV109913  
matte black spokes  
black leather



polished - finger indent detail black - finger indent detail

blk leather blk vinyl gray vinyl red vinyl blue vinyl

tan vinyl org vinyl cream vinyl white vinyl carb fiber vinyl



01 horn delete 02 no logo 03 Forever Sharp logo 04 Bow Tie logo 05 SS logo

## Leather or Vinyl Half-Wrap Wheel

Forever Sharp's popular billet "muscle" steering wheel is 14" in diameter and forged from aircraft standard 6061 aluminum. Wheels feature finger indentations on the backside, a 1-3/4" dish depth and 5 hole bolt pattern. Includes half wrap and billet wheel in either a polished or matte black (powder coated) finish.

**Important:** Steering wheels require mounting adapter and your choice of horn buttons, sold separately.

### Polished Wheels

FSV109813	black leather	155.99
FSV109801	black vinyl	96.99 ea
FSV109802	gray vinyl	96.99 ea
FSV109803	red vinyl	96.99 ea
FSV109805	royal blue vinyl	96.99 ea
FSV109806	tan vinyl	96.99 ea
FSV109807	orange vinyl	96.99 ea
FSV109809	white vinyl	96.99 ea
FSV109810	carbon fiber grain vinyl	96.99 ea

FSV109913	black leather	155.99
FSV109901	black vinyl	96.99 ea
FSV109902	gray vinyl	96.99 ea
FSV109903	red vinyl	96.99 ea
FSV109905	royal blue vinyl	96.99 ea
FSV109906	tan vinyl	96.99 ea
FSV109907	orange vinyl	96.99 ea
FSV109908	cream vinyl	96.99 ea
FSV109909	white vinyl	96.99 ea
FSV109910	carbon fiber grain vinyl	96.99 ea

### Horn Buttons

FS125P	polished - 01, 02, 03	33.99 ea
FS125P	polished - 04, 05	58.99 ea
FS125B	black - 01, 02, 03	33.99 ea
FS125B	black - 04, 05	58.99 ea

### Mounting Hub Adapter

**Note:** Please add desired finish to part number when ordering: "P" - polished; "B" - black powder coated.

OE Steering Column			
FSA053	1964-66	3.5, 6 bolt	32.99 ea
FSA0256	1967	5 bolt adapter	45.99 ea
FSA0856	1968	5 bolt adapter	45.99 ea
FSA0156	1969-94	5 bolt adapter	45.99 ea

For Flaming River or ididit Steering Column			
FSA0156	1967-94	5 bolt adapter	45.99 ea




FSW109814  
polished spokes, real wood  
without center burn or rivets

FSW109914  
black spokes, real wood  
without center burn or rivets



FSW109817  
polished spokes, mahogany w  
center burn and brass rivets

FSW109918  
matte black spokes,  
mahogany w center burn and  
aluminum rivets



real wood detail brass rivet detail alum rivet detail



polished - finger indent detail black - finger indent detail



01 horn delete 02 no logo 03 Forever Sharp logo 04 Bow Tie logo 05 SS logo

## Real Wood Half-Wrap Wheel

Each billet wheel is 14" in diameter and forged from aircraft standard 6061 aluminum. Wheels feature finger indentations on the backside, a 1-3/4" dish depth and 5 hole bolt pattern. Includes half wrap and billet wheel in either a polished or matte black (powder coated) finish. Select with or without brass or aluminum rivets.

**Important:** Steering wheels require mounting adapter and your choice of horn buttons, sold separately.

### Steering Wheels

Polished Spokes			
FSW109814	real wood	142.99 ea	
FSW109817	mahogany w/brass rivets	129.99 ea	
FSW109818	mahogany w/alum rivets	129.99 ea	

Matte Black Spokes			
FSW109914	real wood	135.99 ea	
FSW109917	mahogany w/brass rivets	129.99 ea	
FSW109918	mahogany w/alum rivets	129.99 ea	

### Horn Buttons

5 Bolt Style			
FS125P	polished aluminum	33.99 ea	
FS125B	black powder coated	33.99 ea	

### Mounting Hub Adapter

**Note:** Please add desired finish to part number when ordering: "P" - polished; "B" - black powder coated.

OE Steering Column			
FSA053	1964-66	3.5, 6 bolt	32.99 ea
FSA0256	1967	5 bolt adapter	45.99 ea
FSA0856	1968	5 bolt adapter	45.99 ea
FSA0156	1969-94	5 bolt adapter	45.99 ea

For Flaming River or ididit Steering Column			
FSA0156	1967-94	5 bolt adapter	45.99 ea



FSV109811  
polished spokes  
carbon fiber hydrographic

FSV109911  
matte black spokes  
carbon fiber hydrographic



FSW109812  
polished spokes  
burwood hydrographic

FSW109912  
matte black spokes  
burwood hydrographic



polished - finger indent detail black - finger indent detail



01 horn delete 02 no logo 03 Forever Sharp logo 04 Bow Tie logo 05 SS logo

## Hydrographic Half-Wrap Wheel

Forever Sharp's popular billet "muscle" steering wheel is 14" in diameter and forged from aircraft standard 6061 aluminum. Wheels feature finger indentations on the backside, a 1-3/4" dish depth and 5 hole bolt pattern. Includes half wrap and billet wheel in either a polished or matte black (powder coated) finish. Choose from our faux carbon fiber or burwood hydrographic designs.

**Important:** Steering wheels require mounting adapter and your choice of horn buttons, sold separately.

### Steering Wheels

Polished Spokes			
FSV109811	carbon fiber hydrographic	96.99 ea	
FSV109812	burwood hydrographic	96.99 ea	

Matte Black Spokes			
FSV109911	carbon fiber hydrographic	96.99 ea	
FSV109912	burwood hydrographic	96.99 ea	

### Horn Buttons

5 Bolt Style			
FS125P	polished aluminum	33.99 ea	
FS125B	black powder coated	33.99 ea	

### Mounting Hub Adapter

**Note:** Please add desired finish to part number when ordering: "P" - polished; "B" - black powder coated.

OE Steering Column			
FSA053	1964-66	3.5, 6 bolt	32.99 ea
FSA0556	1964-66	3.5, 6 w/o tilt	45.99 ea
FSA0256	1967	5 bolt adapter	45.99 ea
FSA0856	1968	5 bolt adapter	45.99 ea
FSA0156	1969-94	5 bolt adapter	45.99 ea

For Flaming River or ididit Steering Column			
FSA0156	1967-94	5 bolt adapter	45.99 ea

# Custom Steering Wheels



## Heritage Steering Wheel — 14" ⚠️

MOMO Heritage Series steering wheels honor their roots with this line of performance wheels that combine exceptional quality with retro inspired design. Heritage wheels feature rotary formed aluminum 3-spoke hub designs with wood or black leather grips all inspired by past designs and emblazoned with the original MOMO logo. By melding the past with today's innovations, MOMO has created modern day classics for any sports car. Installs with standard 6 bolt adapters.


Part#	Model	Grip/Spoke Color	Price
M36018	California	black/polished	364.99 ea
M36019	California	mahogany/polished	364.99 ea
M36025	Grand Prix	walnut/silver	344.99 ea
M36026	Grand Prix	walnut/chrome	344.99 ea
M36015	Prototipo	black/black	269.99 ea
M36016	Prototipo	black/silver	268.99 ea
M36017	Indy	mahogany/silver	344.99 ea



## Track Series Steering Wheel — 13" ⚠️

MOMO track steering wheels have a reputation for performance, craftsmanship, and safety, earned over 50 years at the highest levels of racing. Their ergonomic construction features a Italian made suede anatomic grips with hand sewn seams, surrounding aircraft aluminum hubs. There are models available with or without yellow center stripe and everything is topped off with the legendary yellow MOMO nameplate. Installs with standard 6 bolt adapters, sold separately.

Part#	Model	Grip	Spokes	Price
M36020	MOD Drift	suede	gray	248.99 ea
M36022	MOD .07	suede	black	248.99 ea
M36021	MOD .07	leather	black	248.99 ea
M36024	MOD .08	suede	black	248.99 ea
M36023	MOD .08	leather	black	248.99 ea



## Street Series Steering Wheel ⚠️

MOMO street steering wheels combine 50 years of racing experience with cutting edge ergonomic design. MOMO Street wheels feature industry standard 6 bolt hubs, black top grain leather grips, and aircraft aluminum construction. They come in a variety of designs and finishes to complement any interior. All models include a matching horn button with the MOMO logo.

Part#	Model	Diameter	Spokes	Price
M36009	Race	320mm	gray	248.99 ea
M36008	Race	350mm	gray	248.99 ea
M36014	Retro	360mm	silver	258.99 ea
M36010	Comp	360mm	black	244.99 ea
M36013	Gotham	350mm	black	258.99 ea
M36027	Millenium	350mm	silver	308.99 ea
M36012	Nero	350mm	black	278.99 ea



## 1969-90 Momo Steering Wheel Adapter ⚠️

This set contains a steering wheel adapter and hardware for installing a MOMO 6 bolt hub steering wheel on a 1969-90 GM models with a stock steering column. MOMO adapters are designed to collapse in case of an accident reducing the risk of injury to the driver.

M2401	1969-90	.....	94.99 set
-------	---------	-------	-----------



## Montecarlo Steering Wheel ⚠️

MOMO Tuning Series steering wheels are ergonomically designed for the best hands-on feel and manufactured of the highest quality materials available. These 320mm (12.6") or 350mm (13.8") Montecarlo wheels feature a triangular 3-spoke hub inspired by the famous MOMO Gran Turismo steering wheel. The brushed black anodized hub is surrounded by your choice of black leather or Alcantara leather grip with black or red stitching. A chromed MOMO logo in the center horn button provides a bright accent to the Montecarlo's black finish.

*Note: Momo steering wheels use a common 6 x 70mm bolt pattern. They will bolt directly to any Momo, Sparco, Isona, or NRG 6 bolt steering wheel adapter.*

Part#	Diameter	Grip/Stitch Color	Price
M36028	320mm	leather/black	238.99 ea
M36029	320mm	leather/red	238.99 ea
M36030	350mm	leather/black	238.99 ea
M36031	350mm	leather/red	238.99 ea
M36032	320mm	Alcantara/black	258.99 ea
M36033	320mm	Alcantara/red	258.99 ea
M36034	350mm	Alcantara/black	258.99 ea
M36035	350mm	Alcantara/red	258.99 ea



## Jet Steering Wheel ⚠️

MOMO Tuning Series steering wheels are ergonomically designed for the best hands on feel and manufactured of the highest quality materials available. The Jet wheel features a brushed black anodized 3-spoke hub surrounded by a black leather grip with AirLeather and carbon fiber inserts. A chromed MOMO logo in the center horn button provides a bright accent to the Jet's black finish.

*Note: Momo steering wheels use a common 6 x 70mm bolt pattern. They will bolt directly to any Momo, Sparco, Isona, or NRG 6 bolt steering wheel adapter.*

Part#	Diameter	Spokes	Price
M36036	320mm	black	298.99 ea
M36037	350mm	black	298.99 ea

# Custom Steering Wheels



W7413162

## Classic Series Chain Steering Wheel

The classic chain wheels feature a welded chain grip in 3- and 4-spoke designs. These wheels provide a unique individual look for any show car or cruiser. The classic chain wheels come in brilliant chrome finish. The 3-spoke models are 10" in diameter with a 5-1/2" dish. The 4-spoke model is 11" in diameter with a 3-1/2" dish.

### Chrome 3-Spoke

W7413162	1958-63	w/o tilt wheel.....	195.99 kit
W7414181	1964-66	w/o tilt wheel.....	202.99 kit
W7414193	1965-66	with tilt wheel.....	211.99 kit
W7413162	1967-68	w/o tilt wheel.....	195.99 kit
W7413196	1969-94	w/o tilt wheel.....	194.99 kit

### Chrome 4-Spoke

W7403162	1958-63	w/o tilt wheel.....	201.99 kit
W7404181	1964-66	w/o tilt wheel.....	207.99 kit
W7404193	1965-66	with tilt wheel.....	208.99 kit
W7403162	1967-68	w/o tilt wheel.....	201.99 kit
W7403196	1969-94	w/o air bag.....	201.99 kit



W9693162

W9673162

## Classic Series Steering Wheel

Grant version of the popular walnut wood and optional cushion foam steering wheel. This version of the walnut wood includes finger grips and brushed finish stainless steel spokes. Kits come complete with chrome center cap and Bow Tie center emblem. Wheels measure 15" diameter, 4-1/8" deep with adapter. Mounting kit included.

*Note: For use on models without drivers air bag. Will work with or without tilt column.*

W9673162	1958-63	walnut wood .....	259.99 kit
W9693181	1964-66	black foam .....	184.99 kit
W9673193	1965-66	walnut wood .....	266.99 kit
W9693193	1965-66	black foam .....	185.99 kit
W9693162	1967-68	black foam .....	178.99 kit
W9673196	1969-81	walnut wood .....	259.99 kit
W9693196	1969-81	black foam .....	178.99 kit



## 1967-81 Signature Series Steering Wheel

The GT Rally steering wheels are patterned after the popular Rally car look, with a solid 3-spoke design. These wheels have durable silver, or black anodized aluminum alloy spokes and includes a matte black rubber styling sleeve. 13" diameter, 3" deep with adapter. Mounting kit included!

*Note: For use on models without drivers air bag. Will work with or without tilt column.*

W7603162	1967	silver anodized	148.99 kit
W7603196	1969-81	silver anodized	137.99 kit
W7613162	1967	black anodized	152.99 kit
W7613196	1969-81	black anodized	152.99 kit



W5650

W5660

W5652

W5649

W5899

W5632

W5640

W5870

W5871

W5196

W51961

## Signature/Classic Series Wheel Accessories

These steering wheel horn buttons are optional for Grant Signature Series and Classic Series steering wheels.

### Signature Series Horn Caps

Horn button only, or a highly polished aluminum housing and button. Both styles will only fit Signature Series wheels.

W5650	button	blue/silver Bow Tie	26.99 ea
W5660	button	black/red Bow Tie.....	26.99 ea
W5652	button	cross flags .....	26.99 ea
W5649	button	SS .....	26.99 ea
W5899	button	black blank.....	13.99 ea
W5870	housing	polished aluminum .....	45.99 ea
W5871	housing	black anodized.....	42.99 ea

### Classic Series Horn Caps

A chromed steel cap with logo insert, or a polished billet aluminum housing and button. Fit only Classic Series wheels.

W5630	chrome	blue/silver Bow Tie	16.99 ea
W5640	chrome	black/red Bow Tie.....	16.99 ea
W5632	chrome	cross flags .....	22.99 ea
W5629	chrome	SS .....	15.99 ea
W5894	chrome	chrome, blank .....	14.99 ea
W5895	chrome	matte black, blank.....	6.99 ea

### Signature Series Hub Adapters

These billet mounting adapters are optional for the Signature Series wheels only. Available in two finishes, these highly polished aluminum housings will replace the matte black rubber styling sleeve and plate included with Signature Series wheels.

W5162	1967	black luster.....	76.99 ea
W5196	1969-94	black luster.....	74.99 ea
W51621	1967	polished aluminum .....	74.99 ea
W51961	1969-94	polished aluminum .....	72.99 ea
W5876	housing	Bow Tie .....	52.99 ea



Includes steering wheel mounting kit



## Heritage Collection Steering Wheel

These Heritage Collection steering wheels are modern interpretations of classic wheel designs. Construction starts with a 14-3/4" diameter polished 6061-T6 aluminum wheel with 2-1/2" dish, offered in a range of spoke designs and adds your choice of genuine leather or hand rubbed mahogany wood rim with finger grips on the back for comfort and style. The modular design allows the wheel rim to be completely covered without the partial aluminum rim seen on many billet wheels. Includes matching polished aluminum center cap and mounting kit.

### Black Leather

#### Heritage Collection - Diablo

W15803162A	1958-63	w/o tilt.....	246.99 kit
W15804181A	1964-66	w/o tilt.....	252.99 kit
W15804193A	1965-66	with tilt .....	300.99 kit
W15803162A	1967-68	w/o tilt.....	246.99 kit

#### Heritage Collection - Two-Tone

W15803162A	1958-63	w/o tilt.....	205.99 kit
W15864181A	1964-66	w/o tilt.....	209.99 kit
W15864193A	1965-66	with tilt .....	210.99 kit
W15863162A	1967-68	w/o tilt.....	205.99 kit

### Mahogany Wood

#### Heritage Collection - Two-Tone

W15863162B	1958-63	w/o tilt.....	341.99 kit
W15864181B	1964-66	w/o tilt.....	346.99 kit
W15864193B	1965-66	with tilt .....	346.99 kit
W15863162B	1967-68	w/o tilt.....	341.99 kit



## Steering Wheel Adapter

Grant steering wheel installation kit for GM full size models. This kit accommodates most 3 bolt wheels like Grant's Classic, Challenger, and Signature Series steering wheels. Each steering wheel kit contains complete step-by-step instructions, a die-cast hub, Grade 5 hardware, and trim pieces.

### 3 Bolt Adapter

3162	1958-63	non-tilt.....	29.99 ea
3181	1964-66	non-tilt.....	35.99 ea
3193	1965-66	tilt column.....	36.99 ea
3162	1967-68	non-tilt.....	29.99 ea
3196	1969-90	.....	29.99 ea

# Custom Steering Wheels



ST3014G



ST3014G - stitching detail



horn detail



brushed chrome black

### Color Finishes



black gray tan red

### Hub Adapters



STH1008B STH1008S

## 14" VSW S6 Slotted Spoked Leather Steering Wheel

Wheel features a thick padded leather grip for driving comfort and a classic center spoke design that is reminiscent of the optional sport wheels from muscle car era. Measures 14" in diameter and is 2-1/2" deep with a 6 x 2-3/4" bolt pattern. This is the steering wheel and horn button only. Available in black, gray, red, or tan leather with brushed, chrome, or black spokes. Requires 6 bolt hub.

ST3014B	brushed center/blk leather	149.99 ea
ST3014G	brushed center/gray leather	149.99 ea
ST3014T	brushed center/tan leather	149.99 ea
ST3014R	brushed center/red leather	149.99 ea
ST3012B	chrome center/blk leather	149.99 ea
ST3012G	chrome center/gray leather	149.99 ea
ST3012R	chrome center/red leather	149.99 ea
ST3013	chrome center/tan leather	149.99 ea
ST3060B	black center/black leather	129.99 ea
ST3060G	black center/gray leather	149.99 ea
ST3060T	black center/tan leather	149.99 ea
ST3060R	black center/red leather	149.99 ea

### Six Bolt Hub Adapter

Billit 6 bolt steering wheel adapters for Volante steering wheels. Includes screws and available in clear or black anodized. Fits 1969-89 GM steering columns.

STH1011B	1958-67 black	79.99 ea
STH1011S	1958-67 silver	79.99 ea
STH1008B	1969-95 black	79.99 ea
STH1008S	1969-95 silver	79.99 ea



ST3041B

ST3029B - stitching detail



brushed chrome black

### Color Finishes



black gray tan red

### Hub Adapters



STH1008B STH1008S STH9901B STH9901S

## 14-1/2" Corvette Style Stepped Spoke Leather Steering Wheel

Wheel features a premium padded leather grip for driving comfort and a stepped spoke design. The 14-1/2" diameter wheel is easier to manage and provides your dash with a unique sporty look. Available in black, gray, red, tan leather with brushed, chrome, or black spokes. Requires 6 bolt hub and filler plate for installation.

ST3041B	brushed center/blk leather	199.99 ea
ST3041R	brushed center/gray leather	239.99 ea
ST3041T	brushed center/red leather	239.99 ea
ST3040B	chrome center/blk leather	249.99 ea
ST3040G	chrome center/gray leather	259.99 ea
ST3040T	chrome center/tan leather	259.99 ea
ST3040R	chrome center/red leather	259.99 ea
ST3029B	black center/black leather	199.99 ea
ST3029G	black center/gray leather	239.99 ea
ST3029T	black center/tan leather	239.99 ea
ST3029R	black center/red leather	239.99 ea

### Six Bolt Hub Adapter

Billit 6 bolt steering wheel adapters for Volante steering wheels. Includes screws and available in clear or black anodized. Fits 1969-89 GM steering column. Filler plate required for 14-1/2" leather steering wheels.

STH1008B	1969-95 black hub	79.99 ea
STH9901B	universal blk filler plate	14.99 ea
STH1008S	1969-95 silver hub	79.99 ea
STH9901S	universal silver filler plate	14.99 ea



## Premium Leather Steering Wheel

Volante S9 Series premium leather steering wheel with 6061 billet aluminum center spokes. Features premium leather grips and a 9 bolt mounting pattern. Tri Spoke with slots for reduced weight. 14" diameter. ST3059 universal..... 169.99 ea



ST1026C

ST1035B

ST1040S

## S6 Series Horn Button

VSW S6 Series horn buttons feature a 70mm PC D 6 bolt pattern interchangeable with any VSW S6 Series steering wheel. They will also fit most 6 bolt steering wheels in the market with a 70mm bolt diameter including Momo, Sparco, and NRG. Hardware kit and horn contact wire included. Horn caps available for black, chrome, or brushed steering wheels.

Note: Please specify B - black steering wheel, C - chrome steering wheel, S - brushed steering wheel when ordering.

ST1006	Tri-color Bow Tie	34.99 ea
ST1008	red Bow Tie	34.99 ea
ST1015	blue Bow Tie	34.99 ea
ST1023	silver Bow Tie	34.99 ea
ST1026	Impala logo	34.99 ea
ST1007	silver SS logo	34.99 ea
ST1030	white SS logo	34.99 ea
ST1035	red SS logo	34.99 ea
ST1040	Bel Air logo	34.99 ea



STE1006

STE1015

STE1026

STE1035

## S9 Series Horn Button and Adapter

Nine bolt horn buttons for Volante S9 steering wheels. Includes: horn button assembly, connecting wires, screws, and Allen wrench.

### Horn Buttons

STE1006	Tri-color Bow Tie	39.99 ea
STE1008	red Bow Tie	39.99 ea
STE1015	blue Bow Tie	39.99 ea
STE1023	silver Bow Tie	39.99 ea
STE1026	Impala logo	39.99 ea
STE1007	silver SS logo	39.99 ea
STE1030	white SS logo	39.99 ea
STE1035	red SS logo	39.99 ea

### Horn Adapters

STH1004	non-telescopc, non-airbag	76.99 ea
STH1005	GM standard	84.99 ea
STH1016	Flaming Wheel	94.99 ea



# Horn Assemblies and Components



OE

RESTORATION

OE



35194 - front view

35194 - back view



35195



35191



35193



35200



35221

## 1961-69 Direct Fit Horns

Reproduction direct fit horn assemblies for 1961-69 Chevrolet full size models. Manufactured to factory specifications to produce correct high and low note. Finished in semi-gloss black and includes correct brackets for superior fit and original appearance. These licensed reproductions feature the Delco/Remy logo as original.

35194	1961	139.99 pr
35195	1962	139.99 pr
35191	1963	129.99 pr
35193	1964	139.99 pr
35200	1965	129.99 pr
35221	1969	129.99 pr



## 1985-90 Horn Relay Pigtail

Wiring is often overlooked as being the cause of a malfunctioning horn. Replace the corroded horn relay pigtail in your vehicle with a reproduction and bring your horn back to full working order.

WE220	1958-62	4.99 ea
WE220	1974-90	4.99 ea



## 1958-96 Horn Relay

Due to excessive heat and electrical loads, the horn relay may become inoperative leaving your vehicle without a properly functioning horn. Replace a burned out horn relay with one of these quality reproductions and restore the functionality of one of your vehicle's most important safety features.

HR614	1958-62	14.99 ea
HR620	1963-65	19.99 ea
HR627	1966-71	39.99 ea
HR140	1966-71	29.99 ea
3996283	1972-73	49.99 ea
HR635	1974-90	9.99 ea
19283	1991-93	3.99 ea
19271	1994-96	14.99 ea

## ACDelco - Service Replacement

G5751	1991-93	7.99 ea
G5752	1994-96	9.99 ea



## 1968-71 Reproduction Horn Relay

Reproduction Delco Remy horn relay for 1966-71 Chevrolet full size models. Each horn relay is manufactured to OE specifications and features the "Delco Remy" insignia stamped into the casing. In 1969 the plastic housing changed from opaque-white to black mid-year production. Most vehicles built after January 1969 received the black housing relay.

Note: \*Early 1969. \*\*Late 1969

HR015W*	1966-69	69.99 ea
HR015**	1969-71	69.99 ea



## 1958-96 Universal Horn Assembly

Reproduction horn assemblies for 1958-96 full size models. Each horn is manufactured with the correct "swirl" body design and features the "Delco-Remy" logo as original. Includes universal mounting brackets and hardware for easy installation. Sold in pairs with both high and low note horns.

35198	1958-96	156.99 pr
-------	---------	-----------

ACDelco



G8692 - front side

G8692 - back side



G8692

## 1958-96 Universal Horn Assembly

ACDelco service replacement horn assemblies for use on various 1958-96 full size models. Includes universal fit brackets, hardware, and wire lead.

Note: This is a GM service replacement part which may differ cosmetically from the original, however will function as original.

G8692	1958-96	hi note - A note	60.99 ea
G8817	1958-96	low tone - F note	61.99 ea



122007

3848408

## 1960-82 Horn Mounting Bolt Set


Correct reproduction horn mounting bolts used on most GM vehicles from 1960-82. Features correct headmark. Includes external tooth star washers and 2 bolts.

122007	1960-65	5.99 set
3848408	1966-82	4.99 set



WARNING: Cancer and Reproductive Harm - www.P65Warnings.ca.gov

# Consoles and Components



B1001



B1002

## 1961-62 Impala SS Shift Plate

Reproduction shift plate assembly for 1961-62 Impala Super Sport models. These beautiful reproductions will install as original. The shift plate assembly includes the shift boot and mounting bracket.

B1001	1961	4-speed	358.99 ea
B1002	1962	4-speed	358.99 ea



3827408 - detail



## 1963 Impala SS Console

OE\* complete console assembly originally installed on 1963 Impala Super Sport models with bucket seats. Each part is injection molded or die-cast and pre-assembled to allow the installer minimum effort for installation. Features inner glove box, forward plate assembly, SS emblem, console lamp, console door, and lock assembly. Can be used for manual or automatic transmission by adding the correct Powerglide shift plate for automatic transmission, or 4-speed emblem and boot for manual transmission (included in the kits listed, or sold separately).

**Important:** Premium console kits include the console assembly, the correct shift plate for automatic, or the shift plate and boot for manual transmission. Also includes the console wire harness, console door lamp harness, and the console mount brackets.

*Note:* Shipped double oversize.

<b>Console Assembly</b>			
3827408	1963	Impala SS	679.99 ea

<b>Premium Console Kits</b>			
881251	1963	automatic	781.99 kit
881252	1963	4 speed manual	749.99 kit



3844152 - detail



3844159 - detail



3844152




3844159

## 1964 Impala SS Console

OE\* complete console assemblies for 1964 Impala Super Sport models. This reproduction is designed to replace the entire console unit. Each part is injection molded or die-cast, and assembled for easier installation. Includes: the glove box, SS emblem, console lamp, console door and lock assembly. Automatic console includes the shift indicator assembly for Powerglide. 4-speed console includes the shift pattern emblem and the shifter surround assembly as shown. Fits Impala Super Sport models with bucket seats.

*Note:* Shipped double oversize.

3844152	1964	automatic	619.99 ea
3844159	1964	4-speed	619.99 ea



## 1963 Impala SS Console Base

Reproduction center console base for 1963 Impala SS models. Reproduced in black plastic as original with the correct grain texture.


C6307	1963		107.99 ea
-------	------	--	-----------



## 1966-67 Impala 4-Speed Console Base

Reproduction console base for 1966-67 Impala models equipped with a 4-speed manual transmission. Manufactured out of injection molded plastic to factory specifications, featuring an original style 2-piece design and correct textured grain.

153324	1966-67	4-speed	399.99 ea
--------	---------	---------	-----------



CS62887

CS6377

CS6416

## 1962-67 Impala SS Console Insert

Reproduction machine turned aluminum OE style inserts will restore your console's original factory appearance. This quality reproduction installs using spray adhesive. Remove the old insert and replace.

CS62887	1962	MT	1 piece ...	89.99 ea
CS6377	1963	all	1 piece ...	84.99 ea
CS6415	1964	MT	1 piece ...	99.99 ea
CS6416	1964	AT	4 piece ...	119.99 set
CS6602	1966-67	MT	3 piece ...	79.99 set
CS6601	1966-67	AT	3 piece ...	79.99 set



C274154

## 1963-67 Console Mounting Brackets

Replace your damaged or missing console bracket or install a console where the factory did not with reproduction console mounting brackets. Each bracket is designed for the year and model listed.

C274154	1963	all	3 piece ...	51.99 set
C441459	1964	AT/MT	6 piece ...	44.99 set
C660174	1965	MT	4 piece ...	37.99 set
C781879	1966	AT	2 piece ...	26.99 pr
C781869	1966-67	MT	3 piece ...	35.99 set



PC2002

## 1965 Console Carpet

Correctly cut 80/20 rayon/nylon loop carpet.

*Note:* Colors provided are intended to match original color carpet. Color may vary slightly from your original or replacement carpet.

PC2001	1965	black	45.99 set
PC2002	1965	red	45.99 set
PC2003	1965	blue	45.99 set
PC2006	1965	aqua	45.99 set
PC2024	1965	saddle	45.99 set
PC2065	1965	fawn	45.99 set



3845730

A4250

## 1964-67 Center Console Rubber Bumpers

Let Classic Industries® help eliminate the creaks and rattles with new center console rubber bumpers.

3845730	1964		2.99 ea
A4250	1966-67		2.99 pr

# Consoles Components



OER

## 1963 Impala SS Console Shift Plate

OER® center console shift plate for 1963 Impala Super Sport models. Manufactured from high-quality zinc die-cast material. Chrome-plated with black painted shift pattern details. Includes EPDM molded rubber shifter handle seal.

3830456 1963 Powerglide..... 149.99 ea



OER

## 1963-67 Impala SS Console Shift Pattern Emblem

Center console shift pattern emblem for 1963 Impala Super Sport models. Manufactured from high-quality zinc die-cast material. Chrome-plated with black painted shift pattern details.

3827121 1963 4-speed-OER®..... 38.99 ea  
CS6611 1966-67 4-speed..... 29.99 ea

## 1964 Impala SS Console Shift Lens

Quality reproduction console shift lens for 1964 Impala SS models with Powerglide transmissions. Each lens is manufactured to factory specifications including the letters P-R-N-D-L. Will replace the original console shift lens exactly.

748764 1964 Powerglide..... 14.99 ea



## 1965 Console Shift Plate

Reproduction 2 piece shift plate originally installed on all 1965 models with Turbo-Hydratic or Powerglide transmissions. Manufactured in the USA.

**Powerglide Transmissions**  
CM2440 1965 w/o chrome trim..... 69.99 ea  
CM2442 1965 w/chrome trim-SS..... 86.99 ea

**Turbo-Hydratic 350/400 Transmissions**  
CM2441 1965 w/o chrome trim..... 69.99 ea  
CM2443 1965 with chrome-SS..... 86.99 ea



USA

## 1966-67 Console Shift Lens

Reproduction shift lens is manufactured in the USA, offering the highest quality workmanship. Comes from Powerglide or Turbo-Hydratic lens for automatic transmissions.

CM2591 1966-67 Powerglide..... 55.99 ea  
CM2592 1966-67 TH350/TH400..... 56.99 ea



## 1964-67 Console Shift Lens Conversion

For a finished factory original look, complete your conversion with a new lens decal that has the correct pattern for your 3- or 4-speed automatic transmission. Simple peel and stick installation.

SL115 1964 3-speed AT ..... 24.99 ea  
SL116 1964 4-speed AT ..... 24.99 ea  
SI28 1966-67 4-speed AT ..... 24.99 ea



## 1964-67 SS Console Shifter Slider Plate

Reproduction console shifter handle slider plate for 1964-67 Impala Super Sport models with automatic transmission and a console. Manufactured in black ABS plastic as original. These sliders fit around the shifter handle and attach to shift plate. Helps to prevent debris from falling into the shifter area under the console.

3878480 1964-67 ..... 4.99 ea



## 1963 Rear Console Lamp Set

Reproduction console lamp set for 1963 Impala SS models with courtesy lights. Includes a chromed steel housing with pre-installed retainer clip and reproduction lens for an exact replacement of your original. Will install on both OER® reproduction and original GM center console

881138 1963 lens and housing..... 45.99 set  
3829166 1963 housing only..... 34.99 ea



## 1962-69 Rear Console Lens

Reproduction console lenses for 1962-69 Impala Super Sport and 1966-69 Caprice models. Each lens is manufactured in injection molded opaque white ABS replicating the original in quality and appearance.

CM2199 1962 replace #988397..... 14.99 ea  
3845839 1963 OER®..... 15.99 ea  
3845840 1964 OER®..... 12.99 ea  
CM2491 1965 4 speed..... 42.99 ea  
CM2492 1965 automatic..... 42.99 ea  
CM2594 1966-69 replace #7877290 56.99 ea

New!



## 1967-68 Console Gauge Oil Line

Correct oil line which is required to allow the oil gauge to operate correctly. 51" long.

3906192 1967-68..... 6.99 ea

New!



## 1967-68 Oil Line Block Fitting

Original style oil line block fitting with sleeve and nut, used to adapt oil line to the engine block for a console oil gauge.

KW321 1967-68..... 2.99 ea

New!



## 1967-68 Small Block Oil Line Fitting

Reproduction small block oil line fitting for Impala models with correct markings. Includes: tail/engine block coupler fitting, oil line compression bushing, and nut. A9100218 1967-68 brass 3/4"..... 16.99 ea

New!



## 1967-72 Big Block Oil Line Clip

Reproduction stamped steel oil line clip for 1967-72 Impala models with a big block engine. This clip mounts to the rear exhaust manifold bolt and guides the oil line to the gauge from the oil fitting on the oil filter mounting boss.

GC33 1967-72 big block..... 12.99 ea

## Console Gauge Oil Line Firewall Grommet

Reproduction console gauge oil line firewall grommet for 1968-69 Impala models with console gauges. Manufactured to correct factory specifications featuring the correct embossed numerals.

HC456 1968-69 Impala..... 15.99 ea

# Console Components



## Console Shift Plate Cross Flag Emblem

Correct replacement emblem originally installed on 1961-62 Impala SS models. Manufactured in the USA!  
CM2197 1961-62..... 44.99 ea



## 1963-64 Impala SS Console Emblem

OER® center console emblems for 1963-64 Impala Super Sport models. These chrome-plated die-cast console emblems are manufactured to factory specifications for an authentic fit and original appearance.  
3843985 1963 Impala SS..... 39.99 ea  
3843986 1964 Impala SS..... 29.99 ea



## 1965 Impala SS Console Emblem

Original style acrylic emblem with the SS logo features correct type backing for insert. This 2 piece acrylic emblem will replace the original faded emblem on 1965 Impala SS models. Features correctly painted red SS lettering and chrome outline as pictured.  
CM2490 1965 Impala SS..... 70.99 set



## 1962-67 Console Box Lock and Keys

Replacement console box locks for 1962-67 full size models. Console locks are pre-coded and include 2 precut keys.  
**Non-Locking**  
TK169B 1965-67..... 13.99 ea  
**Original Style Pear Head Keys**  
3121461 1962-64..... 19.99 ea  
TK169A 1965-67..... 29.99 ea  
**Late Style Oval Head Keys**  
TK169 1965-67..... 19.99 ea

## 1965 SS Console Clock

Reproduction console clock for 1965 Super Sport models. This reproduction duplicates the original in every detail. Features original style markings and correct colors.  
CI965 1965 SS..... 189.99 ea



## 1964-67 Impala Console Clock Lens

Correct reproduction clock lens for 1964-67 Impala models with console mounted clocks. Extremely high-quality reproduction. Made in USA.  
CM2394 1964-67..... 18.99 ea



## 1968-69 Impala SS/Caprice Console Door

Reproduction center console door assembly for all 1968-69 Impala and Caprice models with center console. Available in black, paint to desired color.  
K6870 1968-69..... 89.99 ea



## 1966-67 Console Gauge Delete Plate

Center console gauge delete plate for 1966-67 Chevrolet Impala models. These plates are designed to install in place of the four gauges mounted in the front of 1966-67 Impala center consoles. Made of aluminum and finished to match the OE inserts.  
CS6620 1966-67 aluminum..... 24.99 ea



## 1966-67 Console Door

Reproduction console door for 1966-67 Chevrolet Impala and Caprice models. These plates are designed to zinc and chrome-plated replicating the factory original lid. Will replace the old or worn out console lid using the existing hinge and hardware.  
3877288 1966-67 chrome..... 129.99 ea



## 1964-69 Console AT Indicator Bulb

This bulb is correct for automatic transmission shift pattern illumination. Installs under the shift plate and lights up the shift pattern indicator.  
1895 1964-67..... 1.39 ea  
1445 1968-69..... 1.99 ea



## 1996 Console Coin Holder

Genue GM coin holder that fits inside the console and holds small change.  
G4415 1996..... 32.99 ea



## 1958-67 4-Speed Shifter Boot

Correct reproduction shift boot for 1958-67 Chevrolet full size models with manual floor shifter. Manufactured to factory specifications from injection molded EPDM rubber as original.  
153323 1958-59 with bench seat..... 63.99 ea  
W2105 1960-63 with bench seat..... 34.99 ea  
W2104 1962 with console..... 52.99 ea  
N21021 1963 with console..... 72.99 ea  
W2107 1964 upper with console 40.99 ea  
W2109 1964 lower with console 52.99 ea  
B362800 1966-67 upper with console 39.99 ea

DASH & CONSOLE COMPONENTS

# Custom Consoles



N21020 - installed



N21020

NUG73

## 1963-67 AT Shifter Seal



Reproduction automatic floor shifter seals for 1963-67 Impala Super Sport and 1966-67 Caprice models with center console. Manufactured to factory specifications from injection molded EPDM rubber as original.

### Upper Seal to Console Plate

N21020 1963 upper ..... 34.99 ea

### Lower Seal to Floor

NUG73 1965-67 lower ..... 28.99 ea



N21022

## 1960-67 Shift Boot Retaining Ring



Reproduction shift boot retaining ring for 1960-67 Chevrolet full size models with manual transmission.  
N21022 1960-63 ..... 24.99 ea  
C601081 1965-67 ..... 20.99 ea




## 1966-67 4-Speed Shift Boot Bezel



Reproduction 4 speed center console shift boot bezel for 1966-67 Impala Super Sport models. Mounts to the top plate and holds the shifter boot in place.  
CS6610 1966-67 ..... 69.99 ea

## Elevate your Cruising Experience!

Made in the USA, consoles and drink holders for your classic or late model full size models. With the highest quality of craftsmanship our hand built, custom consoles are outfitted with a variety of features: comfortable armrests, enclosed storage compartments, and drink holders. Unique and innovative console solutions.



CC137202

CC138245

## Bench Seat Cruiser Console



The BC Cruiser™ console is designed to fit the contour of early bench seats. Installation is fast and simple with a nylon strap under the seat which cinches down to the front of the console. Features large drink holders, storage compartment, padded armrest, a fully lined interior compartment, a flip up lid with a plastic sleeve to hold important documents.

### BC Cruiser

Measures: 18" long, 8-1/2" wide (11" at cup holders) and 7-1/2" tall with a 10" x 6" x 3" storage compartment. Works best in vehicles where the automatic transmission selector is located on the steering column.

Note: Please add three digit color code when ordering.

CC137 specify color ..... 209.99 ea

### BC Shorty Cruiser

Measures: 13-1/2" long, 8-1/2" wide (11" at cup holders) and 7-1/2" tall with a 6" x 6" x 3" storage compartment. If you have a manual transmission with a shift knob that comes close to touching the front of your seat then this console is a great option for you.

Note: Please add three digit color code when ordering.

CC138 specify color ..... 194.99 ea

New!



CC140218

## Low-Rider Shorty Floor Console



The Low-Rider "Shorty" floor console is designed to fit the transmission hump. Includes 2 king size drink holders, a storage compartment with lid, and a convenient storage pouch for items like sunglasses, pens or cell phones. Underneath the Low-Rider console are two aluminum plates that can be easily adjusted to conform to just about any transmission hump. Measures: 13-3/4" long, 8" wide (11" at cup holders) and 6" tall at cup holder, 4" tall at the front, with a 6-1/2" x 6" x 3" storage compartment

Note: Please add three digit color code when ordering.

CC140 1960-69 specify color ..... 194.99 ea



CC136205

## Low-Rider Floor Console



The Low-Rider floor console is designed to fit the transmission hump. Includes 2 king size drink holders, a storage compartment with lid, and a convenient storage pouch for items like sunglasses, pens or cell phones. Measures: 17" long, 8-1/2" wide (11" at cup holders) and 6" tall at cup holder, 4" tall at the front, with a 10" x 6" x 3" storage compartment.

Note: Please add three digit color code when ordering.

CC136 specify color ..... 229.99 ea



Hump Hugger - installed



CC135245

## Hump Hugger Bucket Seat Console



Made specifically for models with bucket seats, the Hump Hugger consoles look like a factory option. Constructed of automotive grade vinyl and double stitched with nylon thread, this accessory console is an extremely durable and practical way to add storage to your classic car with absolutely no modifications to your car. Features a nicely padded lift up armrest, fully lined interior and two standard sized drink holders. Measures: 20-1/2" long, 8" wide (8-1/2" at cup holders) and 10-1/2" tall with a 10-3/4" x 6-1/4" x 5-1/2" storage compartment.

Important: Requires 9" in between seats.

Note: Please add three digit color code when ordering.

### Coupe and Sedan

CC135 1962-69 specify color .... 229.99 ea

### Convertible

CC139 1962-69 specify color .... 229.99 ea

# Accelerator Components



## Accelerator Rod Grommet and Sleeve

Accelerator rod grommet and sleeve for 1958-69 Chevrolet full size models. Inserts into the throttle arm and carburetor (when required). Includes nylon sleeve, rubber grommet and cotter pin. This grommet routinely deteriorates due to engine heat and age.

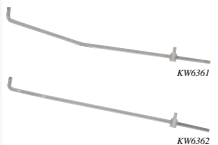
K521 1958-69..... 3.99 set



## Universal Accelerator Rod

OER® universal accelerator rod. This rod is needed when modifications will not allow the use of the original rod between the accelerator pedal lever and the carburetor. Bend and shape as needed. Adjusts 12" to 14". Measures: 14-1/2" long.

AL124 universal..... 12.99 ea



## 1967-69 OE Style Accelerator Rod

Correct reproduction accelerator rod and swivel assemblies for 1967-69 Chevrolet full size models. This piece is commonly bent or broken after years of use. Service replacements for some applications. Can also be used for custom/aftermarket intake and carburetor applications.

**Small Block**  
*Low Rise Intake/Quadrajt*  
KW6361 1967 small block..... 26.99 ea  
*Low Rise Intake/Quadrajt*  
KW6362 1968-69 small block..... 26.99 ea



## 1965-67 Big Block Accelerator Rod

Correct reproduction 1965-67 big block style accelerator rod and swivel assembly. This piece is commonly bent or broken after years of use and should be replaced to maintain maximum efficiency. For use on models equipped with cast iron intake and Quadrajt carburetor.

*Low Rise Intake/Quadrajt*  
C848684 1965-67 big block..... 35.99 ea



## 1961-64 Throttle Pedal Linkage

Reproduction firewall throttle pedal linkage for 1961-64 full size Chevrolet. Includes center pivot and upper and lower linkage.

C30733 1961-64..... 41.99 ea



## Throttle Lever Arm Pinch Bolt

Correct reproduction accelerator throttle lever to pedal rod pinch bolt set. Includes: one 1/4"-20 x 1-1/4" grade 5 bolt, nut, and washer.

154214 1958-69..... 6.99 set



## 1964-70 Accelerator Pedal Rod Support

OER® accelerator rod to firewall support for various 1964-70 models. 1964-67 stamped steel support includes 2 nylon bushings. 1968-70 support is manufactured from injection molded ABS plastic and does not require bushings.

3924409 1964-67 support..... 20.99 ea  
3863501 1968-70 support..... 16.99 ea  
154116 1965-70 mounting screws.. 2.29 pr



## 1958-67 Accelerator Pedal Rod to Firewall Support Bushings

Needed to install the accelerator rod support correctly. This pair of bushings will eliminate excessive play in the gas pedal pad while providing smoother operation.

3798256 1958-67 firewall bushing 2.99 pr



## 1958-69 Throttle Lever Arm Pinch Bolt

Correct reproduction accelerator throttle lever to pedal rod pinch bolt set, includes one 1/4"-20 x 1-1/4" Grade 5 bolt, nut, and washer.

154214 1958-69..... 6.99 set



## 1971-81 Accelerator Pedal Rod Support

This is the correct support assembly which the accelerator pad mounts to at the firewall. This support is where the accelerator pedal rod pivots.

G7181 1971-81..... 22.99 ea



## 1970-75 Accelerator Cable Retainer

OER® reproduction of the correct retainer used to hold the accelerator control cable. This retainers slips over the cable and clips into the hole on the accelerator pedal arm. Manufactured in injection molded plastic material as original. Sold individually, one required per vehicle.

403929 1970-75 all..... 4.99 ea



## Chrome Accelerator Cable Bracket

Chrome-plated bracket set for small block with throttle cable type linkage. May be used with either round or square mounts. You do not have to remove the carburetor to install. Lower bracket mounts to the intake manifold. For Turbo 350/kickdown cable bracket order #T9757, this bracket attaches to bracket #T9756.

T9756 accelerator cable bracket..... 13.99 set  
T9757 kickdown cable bracket..... 6.99 ea

DASH & CONSOLE COMPONENTS


# Accelerator Parts



## 1968-69 Accelerator Spring Bracket

Retainer bracket which holds the rear loop of the throttle return spring in place. This bracket which mounts on top of the coil bracket was used on 1968-69 full size models with small block engines and Rochester Q-jet carburetors.

C307911 1968-69..... 10.99 ea



## 1970-80 Accelerator Return Spring

Correct reproduction of the commonly missing spring which installs between the carburetor and water neck.

K0135 1970-71 350, 400..... 5.99 ea  
 K0136 1970 454..... 7.99 ea  
 340637 1974-80 V8 outer..... 4.99 ea  
 G1802 1976-79 L6 outer..... 5.99 ea



## Barefoot Pedal Cover

Stomp on it in true retro style with this groovy barefoot accelerator pedal cover. This far out pedal cover takes you back to the psychedelic sixties every time you drive your Chevrolet. Chrome cover mounts over your existing accelerator pedal and is accented in black. Mounting bracket and screws included. While you're at it, you might as well add the matching dimmer switch cover, too. Dimmer cover fits all vehicles with floor mounted dimmer switch.

S8520 barefoot accelerator pedal..... 23.99 ea  
 S8521 barefoot dimmer switch..... 9.99 ea



## 1971-75 Accelerator Pedal Mounting Pin

This mounting pin is just what you need to mount your accelerator pedal. The special design allows the pedal to attach to the accelerator arm correctly and install the pedal tension spring.

368078 1971-75..... 2.99 ea



## 1958-64 Floor Mount Billet Gas Pedal

Add a touch of class to the interior of your Chevy Impala with one of these CNC-machined floor mount gas pedals from Billet Specialties. They are a simple bolt-in replacement for the stock pedal and can install in minutes.

B119240 1958-64 polished..... 159.99 ea  
 B119245 1958-64 black..... 159.99 ea



## 1958-70 Billet Aluminum Pedal Pad

These CNC-machined pedal pads are specifically designed to compliment your Billet Specialties gas pedal. Each pad includes all the stainless steel hardware and template needed for a quick and clean install.

**Brake Pedal Pad**  
 B119450 polished..... 79.99 ea  
 B119455 black..... 82.99 ea  
**Brake/Clutch Pedal Pad**  
 B119340 polished..... 58.99 ea  
 B119345 black..... 58.99 ea  
**E-Brake Pedal Pad**  
 B119640 polished..... 50.99 ea  
 B119645 black..... 50.99 ea  
**Dimmer Switch Covers**  
 B119870 polished..... 25.99 ea  
 B119875 black..... 24.99 ea



## 1971-75 Accelerator Pedal Tension Spring

OER® reproduction of the original type tension spring that will enable your gas pedal pad to position itself properly. This spring attaches under the pedal pad and attaches to the accelerator rod assembly.

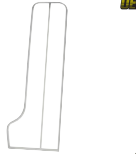
368077 1971-75..... 2.99 ea



## 1958-70 Accelerator Pedal

Accelerator pedals for 1958-70 Chevrolet full size models. Manufactured to factory specifications; 1958-64 from injection molded black ABS plastic and 1965-70 from injection molded EPDM rubber. Features correct design and installs as original.


3820328 1958-64..... 11.99 ea  
 3864740 1965-70..... 22.99 ea  
 3909978 1967..... 12.99 ea



## 1965-70 Accelerator Pedal Trim Plate

Accelerator pedal trim plate for 1965-70 Chevrolet full size models. Manufactured from stamped polished stainless steel to factory specifications.

3864742 1965-70..... 13.99 ea



## 1958-60 Accelerator Pedal Floor Bracket

This accelerator pedal floor bracket is an excellent reproduction of the bracket that bolts to the floor. The accelerator pedal snaps down onto the ball studs and holds the accelerator in place. Replaces GM part #3772937.

EL20835 1959-60..... 31.99 set



## 1958-70 Accelerator Pedal Ball Stud

Reproduction pivot ball stud for 1958-70 full size models. 1/4" - 20 x 1-1/2". Studs can break after years of use and may need to be replaced. 2 required.

Note: May require washer for proper height.  
 4868300 1958-70..... 2.99 ea

# Brake/Clutch Components



BS2611



BS2610



BS2610 - back view

## 1958-61 Brake and Clutch Pedal

Reproduction brake and brake/clutch pedal assemblies. These are a direct replacements for 1958-61 Chevrolet full size models. Manufactured to factory specifications. Pedal pads sold separately.

**Brake and Clutch - Manual Transmission**

BS2611	1958	brake and clutch	265.99 pr
BS2612	1959-60	brake and clutch	265.99 pr
BS2613	1961	brake and clutch	265.99 pr

**Brake - Automatic Transmission**

BS2610	1958-59	brake	145.99 ea
--------	---------	-------	-----------



MT12801P



MT80899P

## 1963-66 Brake and Clutch Pedal

Reproduction clutch and brake pedal assembly for 1963-66 Chevrolet Impala, Biscayne, and Bel Air models. These perfectly constructed brake and clutch pedal assemblies are manufactured in quality stamped steel construction replicating the original configuration. Brake and clutch pedal assembly contains the pedal assemblies, nylon bushings, spring and retainer clip. Ready-to-install.

*Note: The pedal pads are available separately.*

### Brake and Clutch - Manual Transmission

MT12801P	1963-64	brake/clutch...	199.99 kit
MT80899P	1965-66	brake/clutch...	199.99 kit



14015



14016



14017

## 1963-65 Park Brake Assembly

Reproduction of the park brake assembly. This assembly includes the actuating mechanism, pedal arm, pedal pad, release lever, and release lever handle. This will mount and function just like the original.

14015	1963	.....	84.99 ea
14016	1964	.....	110.99 ea
14017	1965	.....	84.99 ea



LK2211 - detail



LK2211B - detail



LK2211



## Drive-By-Wire Throttle Pedal

Lokar drive-by-wire electronic throttle control pedal assemblies are designed to work with Lokar's drive-by-wire electronic throttle controls. The addition of one of these custom pedals completes the Lokar assembly of the first custom, programmable electronic throttle pedals for the automotive aftermarket. The pedal assemblies use a splined arm for versatile mounting with all-metal, aluminum, and stainless steel construction. Measures 4" x 1-1/2".

LK2211	brushed	187.99 ea
LK2211B	black	187.99 ea



DBW6308

10379038

## 1971-76 LS Engine Drive-By-Wire Pedal and Brackets

Designed to be a 100% bolt-on installation, this bracket set adapts the popular GM #10379038 pedal to 1971-76 Chevrolet full size models. Simply remove the factory throttle linkage and bolt in place for an easy install. Kit includes black powder coated bracket and necessary stainless steel hardware. Pedal assembly sold separately.

**Drive-By-Wire Brackets**

DBW6308	1971-76	.....	97.99 kit
---------	---------	-------	-----------

**Drive-By-Wire Pedal Assembly**

10379038	1971-76	replacement	115.99 ea
G13229	1971-76	original GM	338.99 ea



# LOKAR Accessories



DBW6200A detail

## USA CTS-V Drive-by-Wire Pedal Pad

This direct fit billet accelerator pedal pad is designed for applications running an LS series engine with the CTS-V drive-by-wire pedal. Features a curved pedal pad with rubber inserts. Made in USA.

DBW6200A	pedal pad	brushed	.....	178.99	ea
DBW6200B	pedal pad	black	.....	178.99	ea



FB9003



Billet solid, ball milled

Billet CNC cutout

Black Billet solid, ball milled



Billet ball milled

Chrome Billet with rubber

Black Billet with rubber

## Under Dash Park Brake Pedal Assembly

This foot operated park brake assembly gives you ease of operation along with a clean, out of the way appearance. Available in 2 styles and 3 different finishes, these pedal assemblies feature dash to fit adjustability, adaptable mounting location capability, and hidden, heat treated gears and mechanisms for an uncluttered finish. They also include a rubber stop for quiet pedal return, as well as complete hardware and instructions. Connector cables sold separately.

### Billet Aluminum

<b>Solid Ball Milled Arm</b>	
FB9000	with ball milled pad ..... 444.99
FB9001	with rubber inserts in pad..... 444.99

### CNC Cutout Arm

FB9002	with ball milled pad ..... 444.99
FB9003	with rubber inserts in pad..... 444.99

### Chrome Billet Aluminum

<b>Solid Ball Milled Arm</b>	
FB9004	with ball milled pad ..... 577.99
FB9005	with rubber inserts in pad..... 577.99

### CNC Cutout Arm

FB9006	with ball milled pad ..... 577.99
FB9007	with rubber inserts in pad..... 577.99

### Black Billet Aluminum

<b>Solid Ball Milled Arm</b>	
FB9001B	with rubber inserts in pad..... 444.99
<b>CNC Cutout Arm</b>	
FB9003B	with rubber inserts in pad..... 444.99



SG6017

SG6009

SG6007

## USA Chromed Steel Universal Pedal Assembly

The first spring loaded pedals in the industry! These chromed steel throttle assemblies are spring loaded like the OE design, and feature a removable, splined lower arm for versatile mounting to the right or left of the bracket mount. Available in standard or extra large pedal sizes. A matching dimmer switch pad also available.

### Chromed Steel

<b>Throttle Assembly with Rubber Insert</b>	
SG6007	standard size 1-1/2" x 4" ..... 175.99
SG6017	X-large 2" x 5" ..... 188.99

<b>Brake Pedal with Rubber Insert Pads</b>	
SG6008	standard size 3" x 2" ..... 82.99
SG6017	X-large 3-3/4" x 2-3/4" ..... 95.99

<b>Dimmer Switch with Rubber Insert Pads</b>	
SG6009	..... 45.99

<b>Throttle Pedal Floor Spacer</b>	
GPS6015	chrome ..... 35.99



FM6097 FM6098 FM6099

## USA Eliminator Floor Mount Gas Pedal

The Eliminator floor mount gas pedal is crafted from billet aluminum and designed to eliminate routing cables through the firewall. It includes an adjustable aluminum splined shaft and stainless steel under the floor cable mounting bracket. Can be mounted in multiple positions for various floor and toe board angles.

**Important:** Requires a 36" cut-to-fit Lokar throttle cable, LSI, Ramjet and Vortec applications require a 48" throttle cable.

FM6097	with ball milled pad ..... 244.99
FM6098	brushed/w/ rubber inserts ..... 244.99
FM6099	black w/ rubber inserts ..... 244.99
GPS6016	alum pedal floor spacer ..... 52.99
GPS6016B	black pedal floor spacer ..... 52.99



FR6115 FR6116 FR6117

## USA Billet Adjustable Footrest

Fabricated from billet aluminum, these adjustable precision footrests feature universal mounting and adjustable angles for your ultimate comfort. Available ball milled or with rubber inserts. Includes stainless steel mounting hardware. Measures: 1-1/2" x 4".

FR6115	with ball milled pad..... 102.99
FR6116	brushed with rubber inserts ..... 102.99
FR6117	black with rubber inserts ..... 102.99



BAG6001 BAG6004



XL standard XL standard



GPS6014 BG6006 BG6005



BAG6003 BAG6002 BAG6006 BAG6005

## USA Billet Universal Pedal Assembly

These are the first spring loaded pedals in the industry! These beautifully carved pieces are spring loaded like the OE design. The shaft and arm are machined together into a one piece design requiring no pins. Available in standard or extra large sizes. Pedal floor spacers are recommended when installing pedal on vehicles with thick carpet or carpet padding.

### Black Billet Aluminum

<b>Throttle Assembly with Rubber Insert</b>	
BG6004	standard 1-1/2" x 4" ..... 224.99
BG6012	X-large 2" x 5" ..... 231.99

<b>Brake Pedal with Rubber Insert Pad</b>	
BG6005	standard 3" x 2" ..... 72.99
BG6013	X-large 3-3/4" x 2-3/4" ..... 79.99

<b>Dimmer Switch Pedal with Rubber Insert Pad</b>	
BG6006	..... 35.99

<b>Throttle Pedal Floor Spacer</b>	
GPS6014B	black ..... 35.99

### Brushed Billet Aluminum

<b>Throttle Assembly with Ball Milled Pad</b>	
BAG6001	standard 1-1/2" x 4" ..... 224.99
BFG6010	X-large 2" x 5" ..... 231.99

<b>Brake Pedal with Ball Milled Pad</b>	
BAG6002	standard 3" x 2" ..... 72.99
BFG6011	X-large 3-3/4" x 2-3/4" ..... 79.99

<b>Dimmer Switch Pedal with Ball Milled Pad</b>	
BAG6003	..... 35.99

<b>Throttle Assembly with Rubber Insert</b>	
BAG6004	standard 1-1/2" x 4" ..... 224.99
BFG6012	X-large 2" x 5" ..... 231.99

<b>Brake Pedal with Rubber Insert Pad</b>	
BAG6005	standard 3" x 2" ..... 72.99
BFG6013	X-large 3-3/4" x 2-3/4" ..... 79.99

<b>Dimmer Switch Pedal with Rubber Insert Pad</b>	
BAG6006	..... 35.99

<b>Throttle Pedal Floor Spacer</b>	
GPS6014	billet aluminum ..... 35.99

# Brake/Clutch Pads



3745991



3746702



3881784



BPP01



3988288



153502

## 1958-90 AT Brake Pedal Pad

Reproduction brake pedal pads for 1958-90 Chevrolet full size models with automatic transmissions. Manufactured to factory specifications from injection molded EPDM rubber as original.

3746702	1958-64	with power.....	0.99 ea
3745991	1958-64	without power ...	9.99 ea
3881784	1965-66	all.....	9.99 ea
3881784	1967-70	without disc.....	9.99 ea
BPP01	1967-70	with disc.....	9.99 ea
3988288	1971-76	with disc.....	11.99 ea
153502	1977-90	all.....	6.99 ea

OER



3744748

W20651



W20641

## 1958-70 MT Brake/Clutch Pedal Pad

Reproduction brake and clutch pedal pad for 1958-70 Chevrolet full size models with manual transmissions. Manufactured to factory specifications from injection molded EPDM rubber as original.

<b>Brake or Clutch Pedal</b>	OER®	4.99 ea
3744748	1958-63	reproduction.....
W20641	1965-70	reproduction.....

<b>Brake Pad with Power Brakes</b>		
W20651	1958-64	reproduction.....

OER



3747276



C2373



3893181

## 1958-81 Park Brake Pad

Reproduction park brake pedal pads for 1958-81 Chevrolet full size models. Manufactured to factory specifications from injection molded EPDM rubber as original.

3747276	1958-64	.....	5.99 ea
C2373	1965-70	.....	5.99 ea
3893181	1976-81	.....	4.99 ea



3988105



F12318



3988106

## 1965-87 Pedal Trim Plate

Brake, clutch, and park brake pedal trim plates for 1965-87 Chevrolet full size models. Manufactured from stamped polished stainless steel to factory specifications.

<b>Brake - Automatic Transmission</b>		
3988105	1965-70	.....
F12318	1982-87	.....

<b>Brake or Clutch Pedal - Manual Transmission</b>		
3988106	1965-70	.....

<b>Park Brake</b>		
C2374	1965-70	.....

New!



## Billet Universal Pedal Set

Three piece universal billet aluminum pedal sets from Billet Specialties. These sets include easy to use drill templates and all the necessary stainless steel hardware for installation.

B198625	grooved	black.....	184.99 set
B198622	grooved	polished....	184.99 set
B198620	diamond cut	polished....	156.99 set

New!

sparco



## Settanta Pedal Cover Kit

Sparco Settanta pedal set is designed to coordinate with the Settanta shift knob. It features contrasting vertical indented lines and perforations for added grip. Each pedal is accented with an engraved Sparco logo.

SP3787	universal pedal set	.....	74.99 ea
--------	---------------------	-------	----------



BAG6140



BG6140



BAG6141

BG6141

USA

## 1958-70 Billet Aluminum Pedal Pads

Lokar direct fit billet aluminum brake and clutch pedal pads for 1958-70 full size models. Bolts directly to the factory steel pedal and features a curved pedal with rubber inserts. Made in USA.

BAG6140	brushed	manual trans ....	145.99 pr
BG6140	black	manual trans ....	145.99 pr
BAG6141	brushed	auto trans .....	96.99 ea
BG6141	black	auto trans .....	96.99 ea

# Brake/Clutch Components

New!



OER

## 1958-90 Brake and Clutch Pedal Bushing

Your choice of OER® reproduction or GM service replacement of the often worn nylon brake and clutch pedal bushings. These bushings fit over the brake and clutch cross shafts and help eliminate excessive side to side movement and pedal binding at the pivot.

Fits 5/8" Shaft, 1/2" Tall  
346381 1958-90 OER® pair ..... 9.99 pr  
G8545 1958-90 Genuine GM ..... 10.99 ea  
Fits 5/8" Shaft, 5/8" Tall  
K1448 1958-90 OER® set of 4 ..... 4.99 set



## 1962-64 Brake Pedal Pin and Clip

Reproduction brake pedal to master cylinder clevis pin and clip. This clip and pin are needed to hold brake pedal to the master rod and clevis under the dash.

HC453 1962-64 ..... 19.99 ea

New!



AMK

## 1963-72 Brake/Clutch Pedal Clip

Reproduction brake/clutch pedal shaft clip for 1963-72 full size models. This pin holds the clutch and brake pedals to the housing under the dash.

PF10 1963-72 clip ..... 4.99 ea

New!



## 1962-64 Brake Pedal Shaft Pin

Accurate reproduction brake pedal pin for vehicles with automatic transmission. Quality heat treated material and plated for corrosion resistance. Refer to GM Group #4.634 and original GM part #3828427.

3828427 1962-64 5/8" diameter ..... 16.99 ea

New!



## 1968-72 Brake/Clutch Pedal Bumper

Replace your worn out or missing brake and clutch pedal bumpers with these quality reproductions. Includes 1 brake and 1 clutch pedal bumper.

TF300227 1968-72 ..... 16.99 pr

OER AUTHORIZED



## Universal 3/8"-24 Brake Pedal Clevis

Universal fit clevis for many potential uses, including connecting a brake master cylinder or power brake booster pushrod to the brake pedal arm. Measures approximately 2" long, is tapped for 3/8"-24 fine thread, and is zinc-plated for corrosion resistance.

153660Z gold zinc ..... 7.99 ea  
153660C chrome ..... 8.99 ea

OER AUTHORIZED



## Brake Pedal Rod Extension

Universal fit pedal rod extensions are ideal for firewall mounted brake boosters or under floor linkage when you need a longer rod to reach the pedal. Rods measure 1-1/2" or 2-1/2" overall, hole size is 3/8" on the end. Zinc-plated for corrosion resistance.

153661 1-1/2" ..... 7.99 ea  
153662 2-1/2" ..... 7.99 ea

OER AUTHORIZED



## Brake Pedal Rod Extension

Universal fit pedal rod extension. Rod can be cut to your desired length if necessary. Rod measures 4-3/4" overall, 3" on the threaded portion, and thread size is 3/8"-24 on the female end, and 3/8"-24 on the male end. Includes nut.

153651 4-3/4" zinc-plated ..... 9.99 ea  
154233 4-3/4" stainless ..... 9.99 ea

New!

OER AUTHORIZED



## Universal Pedal Rod Extension

Universal fit pedal rod extension with a 3/8"-24 thread size rod that is commonly used on various classic car applications to extend the pedal to 3-1/8" in length. Features 5/8" i.d. eyelet.

154231 universal 3/8" - 24 ..... 9.99 ea

New!

OER AUTHORIZED



## Universal Pushrod Coupling Nut

Complete your brake installation with this new 3/8"-24 threaded coupling nut. With a 3/8"-24 female thread you will be able to add and extension to most aftermarket pushrods to get the additional length you may need. Nut measures 1" in length. Can be used with our 154231 or 154230 pedal rod extensions, sold separately.

154232 universal 3/8" - 24 ..... 2.99 ea

New!

OER AUTHORIZED



## Universal Pedal Rod Extension

Universal fit pedal rod extension with a 3/8"-24 thread size commonly used on various models to extend the pedal to 6-1/2" to 7-1/2" in length. Features grease fitting to keep coupler properly lubricated.

154230 universal 3/8" - 24 ..... 12.99 ea

New!



## 1958-81 Clutch Pedal Intermediate Lever Shaft Ball Nylon Stud Seat

This is a new old stock (NOS) original GM manual transmission clutch pedal intermediate lever shaft ball stud seat (7/8" diameter). It is an essentially nylon sleeve that installs on the clutch pedal lever and is the stud seat for the lever shaft ball stud.

G13028 1958-81 7/8" diameter ..... 3.99 ea



## 1958-61 Brake Pedal Return Spring

Reproduction brake pedal spring for 1958-61 Chevrolet full size models without power brakes. Replace your damaged or missing return spring with this brand new reproduction.

TF500237 1958-61 ..... 10.99 ea

## Firewall Brake/Clutch Boot

Firewall rubber boot seal features a highly polished 304 stainless steel bezel and hardware and a flexible rubber boot designed to accommodate a variety of brake and clutch arms. Accordion like design is ideal for insulating any moving part on a number of different locations on your vehicle. This boot cleans up the appearance of your firewall and seals out unwanted heat, noise, and fumes from your engine compartment.

JJ004 universal ..... 39.99 ea

# Classic Industries® Exclusive Designs!



Classic Industries® web address on back and trademark slogan in the sandwich of the bill.



## Classic Industries® Official Logo Cap

This great looking cap begins with a super high-quality reinforced, brushed twill cap in black. It proudly displays an embroidered full color Classic Industries® logo on the front and Classic Industries® web address on the back, along with our trademark slogan in the sandwich style bill. Fully adjustable cotton strap with silver buckle and matching silver eyelets.

41307 Classic Industries® cap ..... 12.99 ea



## "Teal Sunset" Impala T-Shirt

These 100 percent cotton T-shirts feature a Classic Industries® pocket size logo up front and a full size illustration on the reverse side. Available on white or black men's T-shirt and in M, L, XL, XXL, and XXXL sizes.

Note: Please specify size when ordering.

TS11053	white	M-XL	17.99 ea
TS11053	white	XXL	19.99 ea
TS11053	white	XXXL	21.99 ea
TS11054	black	M-XL	17.99 ea
TS11054	black	XXL	19.99 ea
TS11054	black	XXXL	21.99 ea
TS11073	gray	M-XL	17.99 ea
TS11073	gray	XXL	19.99 ea
TS11073	gray	XXXL	21.99 ea



## "Sweet Imotion" Impala T-Shirt

These 100 percent cotton T-shirts feature a Classic Industries® pocket size logo up front and full illustration highlighting the Classic Industries® "Sweet Imotion" Impala project vehicle build on the reverse side. Available on white, black, or gray men's T-shirt and in M, L, XL, XXL and XXXL sizes.

Note: Please specify size when ordering.

TS11050	white	M-XL	17.99 ea
TS11050	white	XXL-XXXL	19.99 ea
TS11051	black	M-XL	17.99 ea
TS11051	black	XXL-XXXL	19.99 ea
TS11052	gray	M-XL	17.99 ea
TS11052	gray	XXL-XXXL	19.99 ea



Classic Industries® logo is printed on the front left and sleeve of our T-shirts.

## Classic Industries® Swirl Logo T-Shirt

This is 100% cotton T-shirt features a blue and gold swirl around the famous Classic Industries® logo. The swirl logo is on the back of the shirt with the Classic Industries® logo on the chest and sleeve. Available in black.

TS1008	S-XL	19.99 ea
TS1008	XXL-XXXL	21.99 ea

# KIDS T-Shirts



## "I've Been A Chevy Guy All My Life"

Put your favorite young man on the right track from an early age with this humorous Chevrolet Guy design. Made of 100% Cotton, featuring Chevrolet graphic that states "I HAVE BEEN A CHEVY GUY ALL MY LIFE" with Glow in the Dark ink. Decorated in the U.S.A., red and white ink silk screen printed on navy blue.

Note: Please specify size when ordering.


NC651	toddler	4T	16.99 ea
NC652	youth	XS-M	16.99 ea



## "When I Grow Up" Chevrolet Kid's Shirt

Kids can also show their enthusiasm for Chevrolet with this kids only T-shirt! It's printed with a full color logo on the front of a 100% cotton T-shirt. Available in sizes 18-months, 2T, 4T, 6-8, and 10-12.

TSK0418M	18-months	13.99 ea
TSK042T	2T	13.99 ea
TSK044T	4T	13.99 ea
TSK0468	6-8	13.99 ea
TSK041012	10-12	13.99 ea



## Bow Tie Teddy Bear

Soft and adorable! The T-shirt has a white embroidered Bow Tie on the chest. Sitting, the bear measures 9" high. Available in red or blue.

GC861	red	33.99 ea
GC863	blue	33.99 ea

# Mens Tees

## Chevrolet Over a Century Strong T-Shirt

Vintage style Chevrolet Motor Division, Quality Built, USA, Over A Century Strong silk screen printed logo on men's short sleeve ring spun T-shirt. Made of 4.5 oz. 65% polyester, 35% ring spun cotton, featuring an athletic fit. Heather Royal Blue in color. Specify size.

PN130 M-XL blue..... 19.99 ea  
PN130 XXL blue..... 22.99 ea



back front logo

## Route 66 Black T-Shirt

100% cotton black T-Shirt has the "Route 66" sign on both front and back. The distressed look of this iconic sign is sure to turn heads.

TS1075M M..... 19.99 ea  
TS1075XXL XXL..... 21.99 ea  
TS1075XXXL XXXX..... 21.99 ea



## Heartbeat of America Satin Jacket

These beautiful jackets are produced with high-quality black satin and include a knit waistband and cuffs for a tighter, more secure fit. Heavy-duty pop snap buttons will provide years of trouble-free use. The "Heartbeat of America, Yesterday's Chevrolet" logo is embroidered on the front and back in full color. Specify size.

### Yesterday's Chevrolet

F2201 S..... 71.99 ea  
F2201 M-XL..... 74.99 ea  
F2201 XXL..... 79.99 ea  
F2201 XXXL..... 84.99 ea  
F2201 XXXX..... 89.99 ea

## Chevrolet Vintage Shield T-Shirt

Vintage style Chevrolet Motor Division shield with USA, Tried and True slogan silk screen printed logo on men's short sleeve ring spun t-shirt. Made of 4.5 oz. 65% polyester, 35% ring spun cotton, featuring an athletic fit. Heather dark gray in color. Specify size.

PN131 M-XL dark gray 19.99 ea  
PN131 XXXL dark gray 22.99 ea



## Chevrolet Century T-Shirt

Super soft, lightweight 85/15 cotton poly blend. Specify size.

RW361B S-XL cardinal 21.99 ea



## Vintage Red, White, and Blue T-Shirt

Show your Chevrolet pride with one of these high-quality T-shirts! Solid black, 100% cotton.

*Note: Please specify size when ordering.*

A52010 M-XL..... 18.99 ea  
A52010XXL XXL..... 19.99 ea  
A52010XXXL XXXL..... 21.99 ea

## Mens Chevrolet Century Legendary Performance T-Shirt

Super soft, lightweight 85/15 cotton poly blend.

*Note: Please specify size when ordering.*

RW361A S-XL black.. 19.99 ea  
RW361A XXL black.. 22.99 ea



front logo

## "Chevrolet Speed Shop" T-Shirt

This 100% cotton T-shirt features a Chevrolet in Bow Tie graphic on the front. Available in M, L, XL, XXL, and XXXL.

*Note: Please specify size when ordering.*

JB206 M-XL..... 23.99 ea  
JB206 XXL..... 24.99 ea  
JB206 XXXL..... 25.99 ea



## Make Mine a Big Block T-Shirt

Let the world know how you prefer your V8 engines with this full color T-shirt with artwork of a Chevy Big Block with the words, "Make mine a BIG BLOCK" on the front.

*Note: Please specify size when ordering.*

TS090 M-XL..... 24.99 ea  
TS090 XXL..... 26.99 ea

## Laid-Back Cooler T-Shirt

This 100% ring spun cotton T-Shirt tells it like it is with premium garment washed colors. Large design on back with logo on front left chest. Specify size.

### Chevrolet Design

LB2024 S-XL..... 21.99 ea  
LB2024 XXL..... 23.99 ea  
LB2024 XXXL..... 26.99 ea



embroidered Bow Tie logo Actual

## Bow Tie Knit Ski Cap

Keep your head and ears warm with this 100% acrylic ski cap. It features the Chevy Racing red Bow Tie embroidered on the flap. Available in black or royal blue.

RB148 black..... 15.99 ea  
RB148BL blue..... 15.99 ea



## Impala SS Cap

Quality 100% cotton twill construction featuring color graphics make this cap a guaranteed winner.

HTC117BKA	black/khaki	16.99 ea
HTC117BLK	black/black	16.99 ea



back detail



## SS Super Sport Cap

This low profile, all-cotton cap features the famous "SS" logo with the words "Super Sport" underlining them. One size fits all thanks to the adjustable Velcro closure on the back.

HR1993	charcoal	17.99 ea
--------	----------	----------



## Chevy Bow Tie Flex Fit Cap

These stylish low profile flex fit caps with sandwich bill feature a prominent Chevy Bow Tie on the front. This cap is a must for any Chevy fan. Available in Small/Medium or Large/X-large.

### Small/Medium

HR21711	black	19.99 ea
HR21712	white	19.99 ea

### Large/X-Large

HR21723	red	19.99 ea
---------	-----	----------



## Bow Tie Chevrolet Mesh Cap

This low profile cap features a brushed cotton twill front with mesh back. Displays a Bow Tie Chevrolet embroidered design. Rear Velcro closure makes easy adjusting for one size fits all.


HRP012	black/white	18.99 ea
HRP013	light tan/white	18.99 ea
HRP014	blue/tan	18.99 ea



## Nostalgic Chevrolet Cap

This low profile cap is made of brushed cotton twill and displays a nostalgic Chevrolet design embroidered on the front. One size fits all.

HRP018	black	16.99 ea
HRP019	black/tan	16.99 ea
HRP020	blue/tan	16.99 ea



## Genuine Chevrolet Parts Vintage Cap

Low profile, sandwich bill with vintage embroidered Chevrolet logo patch. Plastic snap closure.

RW552A	black	19.99 ea
--------	-------	----------



## Chevrolet Collegiate Cap

Low profile, brushed cotton cap with contrast stitching. Adjustable sliding matching closure.

RW522A	charcoal	21.99 ea
RW522B	cream	19.99 ea



back view

## Chevrolet Turmoil Cap

Low profile ball cap features a distressed bill with embroidered design on the front panel. This orange hat features a natural cotton hued front panel with a "CHEVY SINCE 1911" design on the front that spills onto the bill and the word "CHEVY" on the hat's adjustable Velcro closure.

RS119		21.99 ea
-------	--	----------



### Steering Wheel Suicide/Brodie Knob

Add some nostalgia to your ride with a 50's hot rodder accessory. These knobs were useful in the early days of motoring when power steering was a luxury. Featuring chrome-plating, each knob is available in a variety of styles for a custom vintage look.

*Note: For novelty use only. Not intended for use as an actual steering aid.*

C2580	flip down with Bow Tie.....	32.99 ea
C2581	flip down style.....	29.99 ea
C2582	8 ball.....	26.99 ea
C2583	aluminum knob.....	13.99 ea
C2586	Felix.....	14.99 ea
C25892	chrome skull.....	19.99 ea
C2594	Bow Tie.....	14.99 ea



LBK01

LBK02

LBK06



LBK04

LBK05

**New!**

### Drink Koozies

Join Laid-Back with an official koozie today. Keep an eye out for those nursing a warm one and toss them a cold one! We just know you'll show up on time every day. Keeps your drinking hand from turning into a cold introduction! Original artwork on gray koozie, designed and printed with pride in the USA.

LBK01	drinking team.....	5.99 ea
LBK02	garage star.....	5.99 ea
LBK04	brewski patrol.....	5.99 ea
LBK05	beach patrol.....	5.99 ea
LBK06	working hours.....	5.99 ea

**New!**



CDZ01



CDZ02



CDZ03



CDZ04



CDZ07



CDZ08



CDZ10

### Steel Garage Signs

Add these little gems of a garage signs to your shop or garage and really give it a classy look and feel. Signs are embossed and color detailed stainless steel, hand screwed to a solid 1/8" aluminum backer and ready to hang. Signs are mirror polished and 3D embossed stainless steel. Proudly made here in the USA.

CDZ01	red, white, blue Route 66.....	40.99 ea
CDZ02	black, silver Route 66.....	40.99 ea
CDZ03	American flag.....	200.99 ea
CDZ04	speed limit 165 mph.....	120.99 ea
CDZ07	Texaco star.....	195.99 ea
CDZ08	VP Racing Classic.....	90.99 ea
CDZ09	VP Racing mid scientist.....	90.99 ea
CDZ10	VP Racing oil circle.....	195.99 ea



MM2



MM3

**New!**

### Don't Touch Magnet

Make sure people know to "Look but don't touch!" with this sure but effective magnet. Measures: 5-1/4" x 3".

MM2	.....	8.99 ea
MM3	.....	9.99 ea



FB1404 (frame not included)



FB1414



FB1402



FB1401

### Flash Back Print

Thom San Soucie's "Flash Back Prints" collection is a great way to compliment your home, office or garage. These black and white prints are truly unique automotive collectibles that grace Chevrolet's golden years. Each illustration is 11" x 17" and comes mounted on a sturdy shop board ready to mate or frame.

*Note: Frame and matting are not included.*

FB1414	1958	1958 hardtop.....	15.99 ea
FB1415	1958	1958 convertible.....	15.99 ea
FB1404	1960	1960 sedan.....	15.99 ea
FB1402	1964	1964 hardtop.....	15.99 ea
FB1401	1964	1964 hardtop.....	15.99 ea

**YOU TOUCHA DIS MACHINE, I SMASHA YOU FACE!**

**New!**

### Toucha Dis Machine Magnet

Let's people know you don't want your vehicle touched! Magnetic sign can easily be put onto any surface that is magnetic. Doors, quarter panels, hood, and other conspicuous areas.

MM5	.....	9.99 ea
-----	-------	---------

**Counter Stool** ⚠️

These counter stools feature some of Chevrolet's most popular logos. High back swivel stools stand 44" high with chrome-plated legs and an imprint on the front and back. No back stools stand 30". Great for the garage or game room!

**High Back Swivel**

RW425	Chevrolet Parts	189.99 ea
RS581	Impala script	329.99 ea
RS582	Bel Air	329.99 ea

**No Back**

SS842	Impala script	149.99 ea
SS845	Bel Air logo	149.99 ea

**Fuzzy Dice** ⚠️

Remember cruising down the strip in your classic vehicle and having the fuzzy dice hanging from the rear view mirror? Well bring back the past! These fuzzy dice will be a hit with any enthusiast. Sold as a pair.

C50381	blue	7.99 pr
C50382	black	7.99 pr
C50383	red	7.99 pr
C50384	white	7.99 pr

**Vintage Flashlight and Holder** ⚠️

This vintage style flashlight is secured to the bottom of your steering column by a hammer-tone gray holder with roller grips so that it is always within easy reach. Features an adjustable beam and a satin chrome finish.

*Note: Flashlight uses two D-cell batteries (not included). Holder fits up to 1-7/8" diameter steering column.*

CM1004	Holder	19.99 ea
CP500244	Flashlight	13.99 ea

**Custom License Plate Fasteners** ⚠️

Looking for something to set your ride apart from the rest? Look no further than these custom license plate fasteners. Sold in pairs.

CP50046A	Black bullet	8.99 pr
CP50049A	Bullet style	8.99 pr
CP50047C	Dice style	5.99 pr
CP50050A	Skull head style	6.99 pr

**1958-96 Chrome Keychain** ⚠️

It's all about the bling! These high-quality chrome keychains are the way to go. What better way to represent the year of your vehicle than with this laser cut fob with woven link chain and a clamp lock style ring. Choose any year from 1958-96!

1200 specify year.....13.99 ea

**Traffic Light Viewer Assembly** ⚠️

When stopped at a traffic light, these assemblies allow the driver to see the color of the traffic signal without leaning forward to see around the roof. A popular option through the 50's and early 60's. Magnetic base fits BS169.

CM1004	ribbed lens	49.99 ea
BS169	smooth lens	30.99 ea
BS170	magnetic base	13.99 ea

**Bullet LED Fasteners** ⚠️

These super bright LED stainless steel fasteners allow you to create a custom look like no other hardware. Perfect for license plates Self-grounding 1 wire hook up. Available with amber, blue, red, or white LED.

CP50048A	Amber	16.99 pr
CP50048B	Blue	16.99 pr
CP50048C	Red	16.99 pr
CP50048D	White	16.99 pr

**Chevrolet Clock** ⚠️

Dress-up your office, den, or garage with this "Genuine Chevrolet Parts" clock! The 12" face is easily readable across the room or the shop. Gives accurate time/temperature and features bright yellow as shown. Produced with weather resistant polystyrene.

"Genuine Chevrolet Parts"  
GC192 clock..... 37.99 ea

**LED Fasteners** ⚠️

These super bright LED stainless steel fasteners allow you to create a custom look like no other hardware. Perfect for license plates! 2 wire hook up. Available with blue, red, or white LED.

CP50025B	blue	16.99 pr
CP50025C	red	16.99 pr
CP50025D	white	12.99 pr

**Chrome License Plate Frame** ⚠️

Finish off the details for your ride with this high-quality license plate frame. Manufactured from heavy cast solid brass, triple chrome-plated, CNC engraved and hand painted with UV stable epoxy enamel to ensure a lasting finish. Includes matching chrome screw caps to add the final detail.

E1903S	block	29.99 ea
E9231100	script	29.99 ea

**Neon Clocks** ⚠️

Modern neon lighting was first demonstrated at the 1910 Paris Motor Show. It gradually became part of the automotive landscape. It reached the height of popularity in the 1950's as the distinctive, vibrant glow lured patrons into establishments like motels to a porch light. 3" x 15" diameter.

NS100008	Genuine Chevrolet	79.99 ea
NS100031	Impala SS	79.99 ea

**Chrome License Plate Bolt Set** ⚠️

Dress-up your Impala with these personalized license plate bolts. The logos are stamped directly onto the head of the bolts. Set of 4.

56401D	Bow Tie	13.99 set
--------	---------	-----------





### Chrome License Plate Frame

All chrome license plate frames are just what you'll need when replacing a license plate or just looking for something special for your ride. Each frame is manufactured in highly polished chrome and available in several different type styles.

E9030776 Chevrolet.....	34.99 ea
E9031385 Bow Tie Chevrolet script.....	29.99 ea
E9031386 Chevrolet script.....	29.99 ea
E9030795 late model Impala script.....	29.99 ea
E9030796 late model Impala block.....	29.99 ea
E9031067 early model Impala block.....	29.99 ea
E9031800 late model Impala SS script.....	29.99 ea
E9031801 late model Impala SS block.....	34.99 ea
E9031068 early model Impala SS block.....	29.99 ea
E9031070 early model Impala SS script.....	29.99 ea
E9231180 2 Bow Ties Super Sport.....	32.99 ea
E9231102 2 Bow Ties Bel Air.....	33.95 ea



Flips up to display front plate while driving.  
Folds down out of view to hide unsightly plate during car show.

### Show & Go License Plate Transport

This Show & Go license plate transport installs below the bumper or valance panel to display the license plate on the front of your vehicle or hide it for shows. This retractable license plate holder is perfect for any your vehicle.


A400 .....	62.99 ea
------------	----------

### License Frame with Clear Protective Lens

This license plate frame attaches to your plate in the normal manner but has a clear acrylic lens with a rubber gasket that goes between the frame and plate help keep the plate clean. Includes all mounting hardware and fits all years!



A401 black border.....	36.99 ea
A403 red border.....	34.99 ea



### A. 3D Acrylic Lazer Tags

The latest rage in personalized license plate technology, these high impact, laser cut acrylic plates are hand inlaid with your favorite 3 dimensional Chevrolet logo. Choose from two logo colors, silver mirror finish logo or gold mirror finish logo, both available on black acrylic plates. Each plate is carefully crafted by hand in the USA using the finest high impact acrylic materials. Expert craftsmanship. Officially Licensed by General Motors. Specify colors when ordering.

<b>3D Acrylic Lazer Tags* (Specify A-mirror or B-gold)</b>	
EU1026 Bow Tie logo.....	34.99 ea
EU1030 Chevrolet in Bow Tie.....	34.99 ea
EU1028 Heartbeat of America.....	34.99 ea

### B. 3D Stainless Styles Tag

Stainless Styles™ feature 3 dimensional acrylic Chevrolet logo on gorgeous mirror finish stainless steel plate. Logos are available in three colors, black acrylic logo, silver mirror finish acrylic logo or gold mirror finish acrylic logo, all available on mirror finish stainless steel plates. Each plate is carefully crafted by hand in the USA using the finest high impact acrylic materials and true #8 polished stainless steel. Expert craftsmanship and handcrafted in the USA. Officially Licensed by General Motors.

<b>3D Stainless Style Tags* (Specify Color)</b>	
EU1032 Bow Tie over Chevrolet.....	39.99 ea
EU1031 Bow Tie logo.....	39.99 ea
EU1033 Heartbeat of America.....	39.99 ea



MADE IN USA RESTORATION

### Custom License Plate Frame

Faunt your GM pride with a custom license plate frame that shows off your vehicle year and model. Available for 1958-76 year models with top mounting holes to fit any year. All license plate frames are manufactured in the USA and are produced in die-cast zinc with an elegant, rust preventive triple chrome-plating. Available with a black background with bright white lettering.

#### How To Order Year/Model Frame:

Please select model from the part numbers listed below. Add the two digit year to the part number followed by two digit style from above for that model and finally the alpha color code A - black

LF224 58 01 A = Impala, 1958, Style 1, Black  
part # year style color code color

#### Style Codes

<b>CHEVROLET</b> 63-Chevrolet	<b>Chevrolet</b> 64-Chevrolet
<b>CHEVROLET</b> 65-Chevrolet	<b>Impala</b> 61-Impala



LF223 Chevrolet.....	14.99 ea
LF224 Impala.....	14.99 ea
LF225 Bel Air.....	14.99 ea



### Blank License Plate Frame

Heavy cast solid brass and triple chrome-plated. All Elite license plate frames are hand painted with UV stable epoxy enamel to ensure a lasting finish. Each license frame includes matching chrome screw caps to add the final detail.

E9030003 thin border	2 hole	17.99 ea
E9030004 thin border	4 hole	18.99 ea
E9030000 wide bottom	2 hole	18.99 ea



WARNING: Cancer and Reproductive Harm - www.P65Warnings.ca.gov

# Automotive Manuals



L2262



L2265



L2266



L2263



L2275



L2278

## 1958-78 Chevrolet Service/Shop Manual

Factory manuals that give all the information you'll need for servicing your Impala, Bel Air, Biscayne, and Caprice models. Each shop manual includes procedures for maintenance and adjustments, minor service operations, removal and installation of components and a wealth of General Motors service operations techniques. If there is one book devoted to the care of your Impala, this is the one! Some manuals include the entire Chevrolet line (excluding Corvette). Whether you own a Impala or another Chevrolet model, these manuals will supply the important and pertinent information for correct maintenance procedures. Written by General Motors. A must for any full size owner.

*Note: Some books include overhaul, electrical and Fisher body information. See listing for availability.*

L2258	1958	34.99 ea
L2259	1959-60	supplement — use with L2258 24.99 ea
L2261	1961	supplement — use with L2261 24.99 ea
L2262P	1962	supplement — use with L2261 24.99 ea
L2263P	1963	supplement — use with L2261 24.99 ea
L2264P	1964	supplement — use with L2261 24.99 ea
L2265	1965	24.99 ea
L2266	1966	29.99 ea
L2267	1967	29.99 ea
L2268	1968	29.99 ea
L2269	1969	29.99 ea
L2270	1970	29.99 ea
L2271	1971	29.99 ea
L2272	1972	29.99 ea
L2273	1973	29.99 ea
L2275	1975	includes Shop Manual, Powertrain and Wiring Diagram 49.99 ea
		includes '75-'74 Shop Manuals and '74 Overhaul Manual 29.99 ea
L2278	1978	includes Service, Unit, Body, Wiring and Electrical 419.99 set

## The Ultimate Body Manual for Full Size

*Covers every essential body component and much more!*

### 1985-85 Fisher Body Manual

All Fisher Body manuals have the complete information on the essential removal, installation and adjustment procedures for servicing each year Impala. Information includes interior trim cleaning, headlining, stationary glass, door panels, rear seat shelf, convertible top, electrical, and more. This manual covers the most essential information pertaining to the body. Unlike the shop manual, you'll find unique information, illustrations, and other information found nowhere else.

*Note: This book covers the body aspect of the vehicle. For mechanical operations, see the Chevrolet Service/Shop Manual.*

L2365	1965	24.99 ea
L2366	1966	24.99 ea
L2367	1967	24.99 ea
L2368	1968	24.99 ea
L2369	1969	24.99 ea
L2370	1970	24.99 ea
L2371	1971	24.99 ea
L2372	1972	24.99 ea
L2373	1973	58.99 ea
L2374	1974	83.99 ea
L2376	1976	69.99 ea
L2377	1977	63.99 ea
L2378	1978	65.99 ea
L2379	1979	75.99 ea
L2380	1980	68.99 ea
L2382	1982	61.99 ea
L2383	1983	56.99 ea
L2384	1984	56.99 ea
L2385	1985	51.99 ea

## 1958-72 Factory Shop Manuals on CD ROM

The information provided on each CD-ROM includes virtually all the information you'll find in a factory shop manual. Includes Chassis Service manual, Chassis Overhaul manual, Fisher Body manual, and Parts and Accessories information. This unique concept gives you the ability to view on your personal computer, complete factory technical information on the make and model of your vehicle. You can print out just that portion of the manual that's needed, or go to the index and type in the part that you're trying to locate. If several manuals are required for a particular make and model, all are supplied on a single CD for your convenience. Includes Chevrolet Camaro, Corvette, Chevy II, Nova, Impala, Biscayne, Bel Air, 'Monte Carlo, and Chevelle models.

*Note: \*Monte Carlo models not on pre-1970 CD-ROM.*

CD#5800	1958-60	49.99 ea
CD#6100	1961-64	49.99 ea
CD#6500	1965	49.99 ea
CD#6600	1966	49.99 ea
CDC6700	1967	49.99 ea
CDC6800	1968	49.99 ea
CDC6900	1969	49.99 ea
CD#7000	1970	49.99 ea
CD#7100	1971	49.99 ea
CDC7200	1972	49.99 ea



B1966

## 1958-78 Impala Owners Manual

These are excellent reprints using exact colors, paper, and printing techniques. You'll find all the original information included in each manual for all years available.

B1958	1958	14.99 ea
B1959	1959	14.99 ea
B1960	1960	14.99 ea
B1961	1961	14.99 ea
B1962	1962	14.99 ea
B1963	1963	14.99 ea
B1964	1964	14.99 ea
B1965	1965	14.99 ea
B1966	1966	14.99 ea
B1967	1967	14.99 ea
B1968	1968	14.99 ea
B1969	1969	14.99 ea
B1970	1970	14.99 ea
B1971	1971	14.99 ea
B1972	1972	14.99 ea
B1973	1973	14.99 ea
B1974	1974	14.99 ea
B1975	1975	14.99 ea
B1976	1976	14.99 ea



## Impala Assembly Manual

The most informative and comprehensive book available on early Impala assembly! Each manual contains detailed information on complete assembly of each component, exploded views of parts and where they fit, corresponding part numbers for parts and factory notations on assembly. No restorer should be without this manual! Manuals vary in page numbers according to year. An absolute must for anyone restoring a full size Chevrolet. Also includes factory notes and variations in products in accordance with factory specifications. We recommend these books for anyone who wants factory accurate information on the early model.

*Note: These printed pages are unbound and prepunched for a standard 3 ring binder. Binder is not included.*

LB1058	1958	29.99 ea
LB1059	1959	36.99 ea
LB1060	1960	29.99 ea
LB1061	1961	29.99 ea
LB1062	1962	29.99 ea
LB1063	1963	29.99 ea
LB1064	1964	29.99 ea
LB1065	1965	29.99 ea
LB1066	1966	29.99 ea
LB1067	1967	29.99 ea
LB1068	1968	34.99 ea
LB1069	1969	34.99 ea
LB1070	1970	34.99 ea
LB1072	1972	36.99 ea

# Automotive Manuals

**Step-by-Step Procedures! Hundreds of Easy to Follow Photos!**



## 1970-02 Haynes Repair Manual

This manual is written by Haynes for the "do-it-yourselfer" who wants to do the work and maintain the vehicle without expensive repair shop prices. These books include virtually all aspects of maintenance including engine, cooling system, fuel and exhaust, ignition, transmission, driveline, brakes, suspension, body, wiring, and more! Includes step-by-step procedures linked to hundreds of easy to follow photos. Detailed wiring diagrams and color snap plug diagnosis are just a few of the features in this comprehensive manual. 368 pages, softbound.

L560 1969-90 ..... 29.99 ea  
L233 1991-96 ..... 29.99 ea

**OPERATING INSTRUCTIONS**  
For the  
**CHEVROLET and CORVETTE**

- Turbo Jet 300 Engines
- Turbo Hydra-Matic Transmission
- Fully Synchronized 4-Speed Transmission

## 396 Engine Owners Manual Supplement

If you can't locate the original you'll definitely want to add this factory provided supplement on the care, feeding, and maintenance of your 396 big block engine! Made in USA.

DC100A 1965 supplement 7.99 ea



## 1953-63 Moldings and Attaching Parts Manual

This unique manual covers all of the exterior moldings and the attachment parts necessary to install them on all 1953-63 Chevrolet models. Get the information you need to order the parts you want with this comprehensive parts manual.

L88 1953-63 ..... 14.99 ea

## New! 1929-64 Master Parts Catalogs

Chevrolet Master Parts Catalogs are a high-quality, licensed print reproduction of the parts catalog authored by General Motors Corporation. It contains pages of detailed parts information via exploded diagram cutouts of sections of your vehicle assembly with parts numbers and textual descriptions. A parts guide provides part interchange information so you can find replacement parts.

L4529PB 1929-58 ..... 99.99 ea  
L4546PB 1946-64 ..... 63.99 ea

## 1973-81 Overhaul Manuals

Overhaul Manual is a high-quality, licensed print reproduction. These OEM factory manuals contains pages of comprehensive mechanical instructions with detailed diagrams, photos and exploded views for the mechanical components of your vehicle such as the engine, transmission, suspension, brakes, fuel, exhaust, steering, electrical and drive line.

7073OM 1973 ..... 28.99 ea  
15574OM 1974 ..... 28.99 ea  
17777URM 1977 ..... 33.99 ea  
17878URM 1978 ..... 33.99 ea  
17979URM 1979 ..... 33.99 ea  
18780URM 1980 ..... 28.99 ea  
18881URM 1981 ..... 29.99 ea

## 1958-66 Accessory Installation Manual

This Chevrolet car and truck accessory installation manual is a licensed reprint of the original manual. Contains pages of comprehensive instructions with detailed diagrams, photos and specifications for most of the factory accessories offered by Chevrolet for your vehicle. Contains hundreds of diagrams, measurements and part numbers not found in any other manual.


250058 1958 ..... 15.99 ea  
250059 1959 ..... 14.99 ea  
250060 1960 ..... 18.99 ea  
250061 1961 ..... 18.99 ea  
250062 1962 ..... 18.99 ea  
250063 1963 ..... 18.99 ea  
250064 1964 ..... 18.99 ea  
250065 1965 ..... 18.99 ea  
250066 1966 ..... 18.99 ea



## Accessories Parts Price List

Ever wonder what the original prices were on those options that your Chevrolet car or truck was originally equipped with? These accessory price lists were printed when the vehicles were new. Information on each option and the prices associated with the option. Everything from the most common to the most rare of options are included in these car and truck price books. You'll be amazed at the prices! Makes for interesting reading.

L1955A 1955 ..... 4.99 ea  
L1956A 1956 ..... 4.99 ea  
L1957A 1957 ..... 4.99 ea  
L1958A 1958 ..... 4.99 ea  
L1959A 1959 ..... 7.99 ea  
L1960A 1960 ..... 8.99 ea  
L1961A 1961 ..... 7.99 ea  
L1962A 1962 ..... 8.99 ea  
L1963A 1963 ..... 4.99 ea  
L1964A 1964 ..... 4.99 ea  
L1965A 1965 ..... 4.99 ea  
L1966A 1966 ..... 4.99 ea  
L1967A 1967 ..... 4.99 ea  
L1968A 1968 ..... 4.99 ea  
L1969A 1969 ..... 4.99 ea  
L1970A 1970 ..... 4.99 ea  
L1971A 1971 ..... 4.99 ea  
L1972A 1972 ..... 4.99 ea  
L1973A 1973 ..... 4.99 ea



## 1958-82 Sales Brochure

Reproduction of the original dealer salesroom brochures including full color pictures, option guides, interior and exterior color guides, and more. This factory approved reproduction is a must for all full size Chevrolet enthusiasts. Each brochure is an exact replica of the original sales brochure, printed on the same stock paper utilizing correct colors, fonts and size. Bring back that old GM feeling with any of these new sales brochures.

Note: NOS brochures are limited supply on hand. NOS brochures may have dealer markings or labels.

**Reproduction Brochures**

L863 1958 ..... 11.99 ea  
L864 1959 ..... 11.99 ea  
L865 1960 ..... 11.99 ea  
L867 1961 ..... 13.99 ea  
L868 1962 ..... 14.99 ea  
L869 1963 ..... 14.99 ea  
L870 1964 ..... 14.99 ea

**NOS Brochures**

L895 1967 ..... 24.99 ea  
L896 1968 ..... 19.99 ea  
L897 1970 ..... 14.99 ea  
L898 1971 ..... 14.99 ea  
L899 1972 ..... 14.99 ea  
L948 1973 ..... 14.99 ea  
L949 1974 ..... 12.99 ea  
L1107 1975 ..... 12.99 ea  
L1108 1976 ..... 12.99 ea  
L1109 1977 ..... 12.99 ea  
L1172 1978 ..... 12.99 ea  
L1184 1979 ..... 12.99 ea  
L1192 1980 ..... 12.99 ea  
L1243 1981 ..... 12.99 ea  
L1244 1982 ..... 12.99 ea  
L1245 1983 ..... 12.99 ea  
L1246 1984 ..... 12.99 ea  
L1247 1985 ..... 12.99 ea  
L1248 1986 ..... 12.99 ea  
L1249 1988 ..... 12.99 ea  
L1250 1991 Caprice Classic 12.99 ea  
L1251 1991 Caprice ..... 12.99 ea  
L1252 1992 Caprice/Police 16.99 ea  
L1253 1992 Caprice/Taxi 16.99 ea



## Chevrolet Super Sport Sales Brochure

The Chevrolet Sports Department is where you'll find our really special equipment. The cars that carry personal tastes in performance to the ultimate. Like Corvette and Chevrolet SS 427. Like Camaro SS and Z28, Chevy Nova SS, Chevelle SS 396 and Corvair Monza. Go ahead and fill out your exact specifications. Some extra cost options and custom features are shown and described in this catalog.

L6917 1967 ..... 14.99 ea  
L6919 1969 ..... 14.99 ea

# Automotive Literature

New!

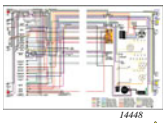


1929-59

## Interchangeable Parts Catalog

This 1929-59 Chevrolet Interchangeable Parts Catalog #P&A 38 is a high-quality, licensed PRINT reproduction of the parts catalog authored by General Motors Corporation. It contains 454 pages of detailed interchangeable parts data shared between Chevrolet, Buick, Oldsmobile, Pontiac and GM Trucks year and organized by parts groups.

14529PIM 1929-59..... 28.99 ea



## 1958-73 Color Wiring Diagram

Each of these all new wiring diagram documents include 2 full color drawings with the dash to rear lights on one side and the dash to the engine compartment on the other. All information and color coding of wires are from the original shop and service manuals. Each is laminated back to back in heavy plastic (no more grease smudges) for durability and ease of use. They are available in 2 sizes, standard 8-1/2" x 11" or large 11" x 17" for models up to 1974. 1975 and up are available only in large 11" x 17".

Note: Add 1.50 for large format 11" x 17"

14448	1958	18.99 ea
14449	1959	18.99 ea
14450	1960	18.99 ea
14451	1961	18.99 ea
14452	1962	18.99 ea
14453	1963	18.99 ea
14454	1964	18.99 ea
14455	1965	18.99 ea
14456	1966	18.99 ea
14457	1967	18.99 ea
14458	1968	18.99 ea
14459	1969	18.99 ea
14460	1970	18.99 ea
14729	1971	18.99 ea
14731	1972	18.99 ea
14732	1973	18.99 ea

## Rebuilding the Small-Block Chevy Step-by-Step Videobook

This is a step-by-step workbench book and DVD combination that shows you how to build a street or racing small-block Chevy. Detailed sections show how to disassemble a used engine, inspect for signs of damage, select replacement parts, check critical component fit, and much more! 160 pages, softbound.

L6611 ..... 49.99 ea

## How to Rebuild the Small-Block

This book covers virtually every small block engine. Includes easy step-by-step approach, helps avoid costly and time consuming mistakes, select the right parts, master mechanical tips and the ins and outs of quality machine work. Softbound, 146 pages, 100 illustrations.

L278 ..... 27.99 ea

## Small-Block Interchange

Cataloging all 1968 to 2000 small block Chevy engines, this manual includes more than 25,000 part numbers, specs, dates and technical details on engine blocks, heads, valves, crankshafts, camshafts, pistons, manifolds, ignition systems, emission systems, and more. Softbound, 176 pages.

L1024 ..... 27.99 ea

## How to Rebuild & Modify Chevy 348/409 Engines

Chevy's "W" series' 348 and 409 became legends on the street, and the track. While these engines enjoyed pop culture status in the early 1960's, the later Mark IV Chevy big blocks overshadowed these W-engines by the end of the decade. This book provides instruction for rebuilding a stock W-engine as well as directions for a sound performance build. Learn how to select a strong, clean block, the best heads and camshaft, and increase the compression ratio. All options are examined. From mild to wild, from stock to modified, the book covers everything you need to know about the legendary 348-409 engines. Softbound, 8-1/2" x 11", 144 pages, 400 color photos.

L1403 ..... 39.99 ea

## Chevy LS Engine Conversion Handbook

This guide walks you through the process of installing GM's popular LSx series small block engine into just about any vehicle. Includes: an overview of the GM LSx series engine; technical details on swapping transmissions, drivetrain, fuel system, wiring and ECU, exhaust, & installation.

L1566 ..... 29.99 ea

## How to Swap GM LS Engines

Complete specs, and detailed information so you can select and fit an LS engine. A section on mounting kits, explaining how to install these engines into a variety of cars using rear-wheel motor mount kits, universal engine mounts, or fabricated mounts. 144 pages, softbound.

L1021 ..... 29.99 ea

New!

## How to Build Chevy LT1/LT4

This book guides you through the factory and aftermarket components of the LT1/LT4 engines, offering sound performance advice and recommendations. Additionally, complete engine build recipes are provided, along with their respective horsepower and torque levels. You can follow the advice of experts and achieve targeted results for your own project. Softbound, 8-1/2" x 11", 136 pages.

L1098 ..... 34.99 ea

## LS1 Engine Installation

This useful publication provides general information on components and procedures that can be extremely useful when installing or servicing LS1 engines. Topics include installation notes, support systems, electronic engine controls, recommended accessories, parts lists and engine specs. Softbound, 36 pages.

G11810 ..... 21.99 ea



## 1967-68 Chevrolet Top Manual

Covers the car and operations of all GM convertibles for years listed. Includes information on raising and lowering the top, cleaning the top, top boot installation, and care of rear windows. Excellent manual for all convertible tops.

SF301	1962	8.99 ea
SF302	1963	8.99 ea
SF303	1964	8.99 ea
SF304	1965	8.99 ea
SF305	1966	8.99 ea
SF306	1967	8.99 ea
SF106	1968	10.99 ea



## 1958-76 Wiring Diagram

Reprints of the wiring diagrams covering chassis, lights, and general wiring information. A must when replacing or working on your full size Chevrolet wiring. We offer wiring diagram manuals for 1958 through 1966 and 1975-76 models.

MP218	1958	11.99 ea
MP219	1959	11.99 ea
MP220	1960	11.99 ea
MP221	1961	10.99 ea
MP222	1962	11.99 ea
MP223	1963	11.99 ea
MP224	1964	11.99 ea
MP263	1965	11.99 ea
MP264	1966	11.99 ea
MP275	1975	8.99 ea
MP276	1976	8.99 ea



## 1963-72 Owners Manual Storage Bag

Quality reproduction of the original type plastic bag used to store the Owners Manual in the glove box.

DC801	1963-66	7.99 ea
L19A	1967-68	4.99 ea
L19B	1969-72	4.99 ea

# Automotive Literature



## How To Swap GM LT Engines

Discover the latest GM swap technology in this all-new, comprehensive LT swapper's guide. 144 pages.

SA411 ..... 32.99 ea

## How to Rebuild Your Big-Block

Comprehensive book giving excellent information on how to remove engine, tear down and inspect for wear, recondition,



assemble and install. How to identify each part. Includes casting numbers and specifications. Covers all years of passenger cars and trucks. 396, 400, 402, 427, and 454.

L41 ..... 24.99 ea

## How to Build Horsepower

Proven methods for increasing horsepower in any engine. High-performance street and race engine builders are always



looking for the latest techniques and combination of parts to build a better, stronger, more powerful engines. This all-new edition of Vizard's top-selling How to Build Horsepower explains the latest and most effective engine-building techniques and strategies. The reader is treated to the secrets and methods for building virtually any automotive engine. Paperback, 8-1/2" x 11", 144 pages.

L606 ..... 29.99 ea

## Holley Carburetor Handbook

This handbook covers the fuel inlet system, idle system, main metering system, power system, accelerator pump system, secondary system, choke system, metering blocks, repair and adjustment, and more! Softbound, 6" x 9", 80 pages.



L559 ..... 19.99 ea

## David Vizard's How to Super Tune and Modify Holley Carburetors

Author Vizard explains the science, the function, and the tuning expertise required to get your Holley carburetor to perform its best for your performance application. Paperback, 144 pages, 8-1/2" x 11".



L9658 ..... 29.99 ea

## Carter/Edelbrock Carburetors

Contains photos, illustrations and diagrams, covering rebuilding, tuning and modifying Carter and Edelbrock carburetors. Also features history on the Carter company as well as the development of the AFB and the AVS since the purchase by Edelbrock. Softbound, 136 pgs, 8-1/2" x 11".



L433 ..... 34.99 ea

## Holley Carburetors, Manifolds & Fuel Injection

This manual covers high performance and stock replacement 1, 2, and 4 barrel Holley carburetors and Holly manifolds for the street or strip. Also includes sections on the operation and installation of Holley's Pro-Jection fuel injection systems and a special section on Z-28's. Softbound, 8-1/2" x 11", 192 pages.



L40 ..... 29.99 ea

## How to Build and Modify Quadrajets Carburetors

The book is a complete guide to selecting, rebuilding, and modifying the Q-Jet, aimed at both muscle car restorers and racers. It includes a guide to selecting and finding the right carb, instructions on how to rebuild the carb, and extensive descriptions of high-performance modifications. 128 pages.



L202 ..... 29.99 ea



## How to Tune and Win with Demon Carburetors

How to Tune and Win with Demon Carburetion provides a detailed look at carburetor and engine theory in an easy to understand manner, and is a guide for choosing the correct carburetor for the application. Tuning tips for racing, and street/strip use are included and each of the four Demon models are analyzed in detail along with the basics of combustion, air flow, emissions, fuel systems, and gasoline. To add to the learning experience, each chapter includes side bars and review questions. Softbound, 8-1/2" x 11", 128 pages.

L164 ..... 33.99 ea



## How to Build Horsepower Carburetors & Intake Manifolds


Small modifications and upgrades can result in large performance gains! Acclaimed technical writer David Vizard provides you with the latest technical updates in regards to Carter, Holley, Predator, Weber, Dellorto and Munkini carburetors plus calibration methods, analysis of different designs, mixture ratios and intake combinations. Paperback, 8-1/2" x 11", 128 pages.



L353 ..... 33.99 ea

## Designing And Tuning High-Perf Fuel Injection Systems

This book goes in-depth on the combustion basics of fuel injection as well as benefits and limitations of standalone. Includes glossary and a special resources guide with stand-alone manufacturers and test equipment manufacturers. Softbound, 128 pgs, 8-1/2" x 11".




L1062 ..... 29.99 ea



## High-Perf Differentials, Axles & Drivelines

All too often, when an enthusiast builds a high-performance engine, swaps a more powerful engine into a car, or mounts sticky tires, the driveline components simply can't handle the added torque and fail. In addition, differential, axles, and driveline parts have a limited life span under the power of a high-performance engine. This book covers everything you need to know about selecting the most desirable gear ratio, rebuilding differentials and other driveline components and most importantly, matching the correct driveline components to engine power output. Learn how to setup a limited-slip differential, install high-performance axle shafts, swap out differential gears and select the best available products for the driveline. Explains rear differential basics, rear differential housings, rebuilding open rear differentials, limited-slip differentials, and factory differentials. Sftbnd, 8-1/2" x 11", 144 pages.

L1063 ..... 29.99 ea



## Chevy Differentials: How To Build The 10 and 12 Bolt


In this step-by-step guide, you learn how to completely disassemble the differential, evaluate components, and select replacement parts. You're also shown all of the up-to-date techniques for re-assembling the differential and axle. Informative sections on axle identification and replacement parts are also provided. Maybe you have found a salvage yard unit and want to rebuild it to upgrade your existing vehicle or would like to install an aftermarket 12 bolt assembly for extreme performance or racing. This is the only book dedicated solely to rebuilding, setting up, and modifying these axle assemblies for long service life and maximum performance. If you're going to rebuild a Chevy 10- or 12 bolt axle, this book delivers the essential information to get the job done right. Softcover, 8-1/2" x 11", 144 pages.

L1287 ..... 29.99 ea

# Automotive Literature

## GM Turbo 400 Transmissions

Automotive technical author Cliff Ruggles guides you through the complex rebuild procedure of GM's popular rear wheel drive



automatic transmission. With his proven style, Ruggles goes through the step-by-step rebuild and performance upgrade procedures in a series of full color photos. He includes instruction on removal and installation, tear down procedures, parts inspection and replacement, as well as performance mods and shift kit installation. Time saving tips are part of every build up as well. Paperback, 8-1/2" x 11", 144 pages with 563 color photos. L1322 ..... 39.99 ea

## Muncie 4-Speed Transmissions

### How to Rebuild and Modify

This is an indispensable reference to Muncie 4-speeds that guides you through each crucial stage of the rebuild process.



Comprehensive I.d. information is provided, so you can positively identify the cases, shafts, and related parts. It discusses available models, parts options, and gearbox cases. Most important, it shows how to completely disassemble the gearbox, identify wear and damage, select the best parts, and complete the rebuild. Various high-performance and racing setups are also shown, including essential modifications, gun drilling the shafts, cutting down the gears to remove weight, and achieving race-specific clearances. Paperback, 8-1/2" x 11", 144 pages. L1291 ..... 29.99 ea

## How to Rebuild & Modify GM TH400 Transmissions

Millions of GM cars and trucks have been built with Turbo 400 automatic transmissions. This book takes readers step-by-step through the complex transmission rebuild procedure



as well as performance upgrade procedures with a series of full color photos for each of these models. Softbound, 144 pages, 8-1/2" x 11". L1413 ..... 27.99 ea

## Powerglide Transmission


This complete guide to the Powerglide covers it all from a stock rebuild to an all-out race unit. Subjects covered include general transmission service, basic operation, in-car service and repairs, final assembly and much more. Includes 300 photos.



8-1/2" x 11". L242 ..... 29.99 ea

## GM Automatic Transmission Overhaul Manual

The TH2004R, 350, 400 and 700R4 automatic transmissions are covered with complete overhaul photo sequences.



Also covered are theory of operation, in-vehicle repairs and performance modifications. Softbound, 8-1/4" x 10-3/4", 240 pages, 576 black and white illustrations. L743 ..... 29.99 ea

## Turbo Hydra-Matic 350


Clear, concise text leads you through every step of the rebuild, from transmission removal, tear down and inspection to assembly and installation.



Also covers transmission identification, principles of operation and maintenance, troubleshooting and in-car repairs. 8-1/2" x 11", 256 pages. L160 ..... 29.99 ea

## GM Automatic Overdrive Transmission Builders and Swapper's Guide

This book includes information about high-performance modifications, both from the factory and the aftermarket. It also covers common installation issues such as mounting, shifters and linkages, wiring harnesses, and more. 128 pages, softbound.



L996 ..... 29.99 ea

## New! High-Performance Manual Transmissions



### How to Rebuild/Modify High-Perf Manual Transmissions

This revised edition of How to Rebuild and Modify High-Performance Manual Transmissions breaks down the disassembly, inspection, modification, upgrade and rebuilding process into detailed yet easy-to-follow steps consistent with SA Design's other Workbook series books. The latest techniques and insider tips are revealed, so an enthusiast can quickly perform a tear-down, identify worn parts, select the best components and successfully assemble a high-performance transmission. Softbound, 8-1/2" x 11", 144 pages. L964 ..... 29.99 ea

## New! Chassis Engineering



A step by step guide to enhancing road handling ability. Topics include: center of gravity, roll center, tire technology, front and rear suspensions, brakes, shocks and springs and chassis design. This is one of the most informative books on the subject to come along. Softbound, 8-1/2" x 10-7/8", 176 pages. L522 ..... 24.99 ea

## Paint Your Car On A Budget



This book unveils dozens of secrets that will help anyone paint their own car. This book covers everything you need to know to get a great looking coat of paint on your car and save lots of money in the process. 128 pages, 8-1/2" x 11", 400 color photos. L917 ..... 29.99 ea

## Pro Paint & Body

Revised and updated edition of one of the bestselling paint handbooks in the industry. It includes current information on HVLP paint guns and equipment and waterborne paint technology. Has sections on hammer and dolly, paintless dent removal, patching panels, spray guns and compressors, paint prep, shooting paint, plastic bumper repair, and custom paint tips and tricks. Paperback, 160 pages, 8-1/2" x 10-7/8". L1573 ..... 29.99 ea



## How to Paint Your Car

This book reveals the techniques and technology behind automotive painting through 250 color photos, detailed captions and text. You'll get the most up-to-date information about paint chemistry, the tools of the trade and safety gear that every automotive painter must know. 160 pages, softbound. L3159 ..... 29.99 ea




## Weld Like a Pro

Welding is an art and skill that's essential for automotive fabrication, repair, and vehicle upgrades. It is also an important skill for countless household projects and industries. Not only will you learn these basic skills, but you'll also learn advanced welding techniques as well as with the use of aluminum, titanium, magnesium, stainless steel, and other specialty materials. Paperback, 144 pages, 8-1/2" x 11". L1570 ..... 39.99 ea



## Automotive Bodywork and Rust Repair

Whether you want to tackle a full restoration project, or just want to save money by doing minor repairs yourself, Automotive Bodywork and Rust Repair is the book to get you through it. Softbound, 8-1/2" x 11", 160 pages. L1086 ..... 29.99 ea



# Automotive literature



## Professional Sheet Metal Fabrication

Professional Sheet Metal Fabrication is the number one resource for sheet metal workers old and new. Dent repair and automotive patch panel fabrication are covered in detail. This is truly the most detailed authoritative focused sheet metal how-to book on the market. Paperback, 304 pages, 8-1/4" x 10-5/8".

L44927 ..... 39.99 ea

## Muscle Car Interior Restoration Guide

Muscle Car Interior Restoration provides expert insight into the tools, materials, techniques, and procedures for professionally completing a muscle car restoration. It covers instrument panel and dashboard restoration, electrical system restoration, firewall pad, steering wheel, steering column, and pedal restoration. Softbound, 8-1/2" x 11", 160 pages.

L1087 ..... 38.99 ea

## Auto Upholstery & Interiors

A guide to performing basic upholstery and interior repairs on all kinds of automobiles written expressly for the home enthusiast. Includes helpful guides on how-to-replace headliners, lay carpet, repair dashboard, reupholster seat frames and more. Softbound, 8" x 10", 160 pages.

L1265 ..... 29.99 ea

## Automotive Upholstery

Author teaches you how to sew like an expert, and avoid costly mistakes. Learn to recover and build seats, make headliners and carpets. Materials are described with specific recommendations for vinyl, cloth, leather, Nimbus, panel board, etc. 230 pages, 8-1/2" x 11", 550 b/w photos.

L1378 ..... 22.99 ea

## Automotive Upholstery & Interior Restoration


After disassembling and gutting your car, it is easy to feel that you're in way over your head when it comes to the upholstery. Every photo in this book provides a hands-on approach that shows you how to repair and restore a car's interior to concours, show quality specifications. Paperback, 8-1/2" x 11", 192 pages.

L1288 ..... 23.99 ea

## High-Performance Ignition Systems

This book leads you through the various components, systems and sub-systems, explaining the theory behind the operation and how the parts work with each other to achieve the ultimate goal of efficient combustion. Coils, wires, spark plugs, distributors, magnets, inductive systems, CD ignitions, multiple spark systems, computer ignition controls, and rev limiters are all covered. 8-1/2" x 11", 128 pages, 250 b/w photos.

L851 ..... 34.99 ea



## Automotive Wiring & Electrical

Countless collector car owners are skilled at performing mechanical work, but for many of them, electrical work seems like a mystery, too complicated and too confusing. However, electrical upgrades are absolutely essential for a high-performance classic car or a modified car to perform at its best. In this revised edition brilliant color photos and explanatory step-by-step captions detail the installation of the most popular, functional, and beneficial upgrades for enthusiasts of varying skill levels. Just a few of the projects included are: maximizing performance of electric fans; installing electronic gauges; upgrading charging systems; and installing a complete aftermarket wiring harness, which is no small task. Each fact is covered in amazing detail. Paperback, 8-1/2" x 11", 144 pages with 394 color photos.

L1323 ..... 29.99 ea



## Automotive Wiring & Electrical

The basics of electrical principles, including voltage, amperage, resistance and Ohm's law, are revealed in clear and concise detail, so the enthusiast understands what these mean in the construction and repair of automotive electrical circuits. 8-1/2" x 11", 144 pages, 350 photos.

L1019 ..... 29.99 ea

## Auto Electrical Handbook

Learn about basic electrical theory, how various electrical works and drawing circuit diagrams. Includes tips on electrical test equipment and troubleshooting electrical circuits. 350 photos, drawings and diagrams. Softbound, 157 pages.

L187 ..... 21.99 ea

## How To Diagnose and Repair Automotive Electrical Systems

Details the various tools, such as multi-meters and test lights, that can be used to evaluate and troubleshoot any vehicle's electrical system. Several hands-on projects take readers on a guided tour of their vehicle's electrical system and demonstrate how to fix specific problems. Paperback, 160 pages, 8-1/2" x 10-5/8".

L2096 ..... 27.99 ea

## Custom Auto Wiring & Electrical

This indispensable guide to high performance and OEM automotive electrical systems covers electrical theory, wiring techniques and equipment. custom wiring harnesses for racing, hot rods and restorations, premade wiring harnesses, special electrical systems (navigational, audio, video), troubleshooting common electrical problems, dashboards and instrument and trailer wiring. Softbound, 8-1/4" x 5-1/4", 192 pages.

L1056 ..... 29.99 ea



## Muscle Car Brake Upgrades: How To Design, Select and Install

Arguably the only book dedicated exclusively to muscle car brake performance, veteran author Todd Ryden shows readers how to select brake systems for various applications and different budgets. The book covers system design, operation, and component function so you have a clear understanding of all principles. You'll learn how to assess brake system requirements and select brake system kits for many popular muscle car applications from aftermarket brake brakes including Baer, Wilwood, and CPP. Paperback, 144 pages, 8-1/2" x 11", 11574

..... 29.99 ea

## High-Performance Chevy

### Small Block Cams & Valvetrains

Graham Hansen takes the mystery out of camshaft and valvetrain function, selection, and design. This book covers rocker arms, lifters, valves, valvetrains, retainers, guideplates, pushrods, and cam drives, as well as detailed information on how to degree a cam and choose the proper cam for your application. Finally, matching cams to cylinder heads, analyzing port flow, and proving it all through dyno-tests round out this informative volume. Softbound, 8-1/2" x 11", 144 pages.

L193 ..... 39.99 ea

## Muscle Cars

Muscle Cars explores this era and the current models with a broad survey of classic muscle and today's new machines. Each chapter is organized around a theme (milestones, factory racers, etc), each model getting a multi-page spread of full color photography, performance stats, trivia, and more. Photos and stories from the people who built and raced these amazing machines make the book a must read for any fan of American muscle. Paperback, 240 pages, 6-1/2" x 8-1/4".

L38377 ..... 24.99 ea

# Cool Ways to Protect Your Car!



14495



14492



14493

## Fender Gripper Fender Cover

Manufactured using a cushion soft, non-slip material, Fender Gripper fender covers will not slide off or move around when in use. They are hand washable, impervious to motor oil, coolant, brake fluid, and will not harm the paint. Stylish protection for your classic Impala. Dimensions: 22" x 34".

14495	Impala	24.99 ea
14492	Bow Tie with blue fill	25.99 ea
14493	Super Sport	25.99 ea
FG2003	Genuine Chevrolet	25.99 ea
FG2007	Chevrolet Racing	25.99 ea
FG2008	Heartbeat of America	25.99 ea
FG2042	General Motors	25.99 ea
FG2307	The Money Pit	25.99 ea
FG2302	blue/silver flames	25.99 ea

## 1962-64 Full Size Rear Venetian Blinds

Keep the interior of your 1962-64 Impala or full size Chevrolet cool and add some unique vintage style with this reproduction accessory rear window venetian blind assembly.



Featuring high-quality all metal construction, "Sanoco" style design, an antique white finish with 8 blades and measures 44" x 17". Includes primer gray mounting brackets.

BC1012	1962-64	149.99 set
--------	---------	------------



## 1959-88 Custom Fit Windshield Sun Shade

This windshield sun shade is custom tailored to fit the inside of your vehicle's windshield like a glove, filling every corner for maximum protection. It's high tech, incredibly reflective, closed cell foam material prevents costly dash pad and steering wheel damage, while improving your comfort. Stores conveniently rolled up with a sewn-in Velcro strap.

WS127	1959-60	32.99 ea
WS120	1961-62	32.99 ea
WS121	1963-64	32.99 ea
WS122	1965-68	32.99 ea
WS123	1969-70	32.99 ea
WS124	1971-76	32.99 ea
WS125	1977-89	32.99 ea
WS126	1990-96	32.99 ea

New!




EC - chrome camo GS - galaxy silver WH - white

## UVS100 Premier Custom Sunscreen

Covercraft UVS100 Premier Series sunscreens are made to fit your exact windshield specific to the Year/Make/Model of your vehicle. These sunscreens use a thick foam core with a triple laminate construction and a soft felt elegant black backing. Their unique design allows them to be easily folded up when not in use perfect for compact storage.

UV10041	1977-79	Impala	99.99 ea
UV10038	1980-85	Impala	99.99 ea
UV10443	1991-96	Caprice	99.99 ea




BL - blue metallic SV - silver

## New! UVS100 Custom Sunscreen

Covercraft UVS100 sunscreens are made to fit your exact windshield specific to the Year/Make/Model of your vehicle. With a perfect fit to your windshield, you get maximum interior protection from harmful UV rays and damaging heat. These sunscreens use a thick foam core with a triple laminate construction and a soft felt backing. Their unique design allows them to be easily folded up when not in use perfect for compact storage.

UV10041	1977-79	Impala	89.99 ea
UV10038	1980-85	Impala	89.99 ea
UV10443	1991-96	Caprice	89.99 ea



## New! UVS100 Ultra-Violet Sunscreen

The UVS100 ultra-violet accordion fold heat shield helps reduce interior temperature and protects from damaging sun rays that come through the front windshield. One side is colored reflective fabric and the other side is finished in soft Peltan felt. Both fabrics are laminated to a foam core board which acts as an insulator to help reduce heat buildup.

UV10041	1977-79	Impala/Caprice	81.99 ea
UV10038	1980-84	Impala/Caprice	81.99 ea
UV10443	1991-96	Caprice	81.99 ea

New!



## UVS100 Carhartt Custom Sunscreen

Covercraft Carhartt UVS100 sunscreens are made to fit your exact windshield specific to the Year/Make/Model of your vehicle. These sunscreens use a thick foam core with a triple laminate construction and a soft felt backing. Features: custom patterned for a perfect fit, foam core center acts as an insulator, and helps reflect damaging UV. Available in brown.

UVU10041BN	1977-79	Impala	109.99 ea
UVU10038BN	1980-85	Impala	109.99 ea
UVU10443BN	1991-96	Caprice	109.99 ea

## LED False Alarm

Deter auto theft with a "flashing red LED" that gives the appearance of a sophisticated alarm system at a fraction of the cost. In minutes the battery operated Guardian 3000 can be installed anywhere on the dashboard. G3000 false alarm..... 19.99 ea



## Start-Stop Anti-Theft Device

The Start-Stop is a low cost theft protection device that disables the vehicles ignition. This works with virtually all 12V vehicles. Simply wire it into any on/off switch in your vehicle and that will become your personal kill switch. If automatically arms when the ignition is turned off. There are no batteries to wear out, no annoying siren and no transmitters to lose. 14070 theft protection..... 21.99 ea



## Protection from Moisture During Storage

Sta-Dri pouches significantly reduce humidity and moisture inside of your vehicle safely and conveniently. Pouches can be regenerated up to 3 times. Use 1-2 pouches per vehicle. Depending on humidity level, one pouch can last up to a year of continuous storage, though it is recommended that you check every month and regenerate as necessary. Non-toxic and non-corrosive, remains dry to the touch even when fully saturated.



BF1001	2 lb pouch	16.99 ea
BF1002	two 2 lb pouches	32.99 pr
BF1003	four 2 lb pouches	64.99 set



## Grit Guard Wash System

This unique wash bucket provides a convenient way to store or transport all of your car cleaning supplies while doubling as an extremely effective finish protecting wash tool. The Grit Guard insert sits in the bottom of the pail to extract particles and contaminants from mitts and brushes. Gravity causes sand and dirt to settle below the guard so the wash water stays clean and scratch free.

### Basic Wash System

The basic wash system includes a black pail with a yellow sealing lid and a Grit Guard insert.		
K89740	3.5 gallon	28.99 ea
K89741	5 gallon	32.99 ea

### Grit Guard Deluxe Wash Bracket Set

This superb washing system features a Grit Guard insert, a heavy-duty bucket, a seat cushion and a dolly that turns the washing system into a rolling stool, so you can sit down and detail your vehicle comfortably. Supports up to 250 pounds.

Deluxe Washing System		
K89743	5 gal. yellow pail w/black top	67.99 set

Individual Components		
K89744	Grit Guard insert	9.99 ea
K89745	5 caster dolly	36.99 ea



# Accessories for the Ultimate Car Garage!



A9100272

A9100273

## Portable Fire Extinguisher

Amex portable fire extinguishers have been the industry standard for more than 50 years. ABC Dry Chemical is rated to extinguish: (A) paper, wood, and textiles, (B) flammable liquids and, (C) energized electrical hazards. Purple-K dry agent is superior for flammable liquid fires over ABC units. Halotron "clean agent" units are also effective for Class B and C fires but leaves no residue after discharge.

### Dry Chemical Fire Extinguishers

Multi-Purpose ABC			
G149179	2.5 lb	red	59.99 ea
A9100273	2.5 lb	chrome	189.99 ea

Purple K			
A9100272	1 lb	red	129.99 ea
A9100293	1 lb	chrome	189.99 ea
A9100294	2.5 lb	red	169.99 ea
A9100295	2.5 lb	chrome	229.99 ea

### Clean Agent Fire Extinguishers

Halotron 1			
A9100296	1.4 lb	red	169.99 ea
A9100297	1.4 lb	chrome	249.99 ea
A9100298	2.5 lb	red	239.99 ea
A9100299	2.5 lb	chrome	299.99 ea

## HR Performance



## Performance Fire Extinguisher

HalGuard and MaxOut fire extinguishers are effective on flammable liquid fires and do not conduct electricity. HalGuard "clean agent" extinguishers do not leave a messy residue. MaxOut is reliable line of dry chemical extinguishers. The high-quality steel cylinders include rechargeable all metal valves and are available in a variety of sizes and colors. Flat mount, aviation quality mounting bracket included.

MaxOut Dry Chemical			
H31002B	1 lb	black	169.99 ea
H31002C	1 lb	chrome	239.99 ea
H31002R	1 lb	red	139.99 ea
H32502B	2.5 lb	black	164.99 ea
H32502C	2.5 lb	chrome	264.99 ea
H32502R	2.5 lb	red	144.99 ea

Halguard Clean Agent			
H31001B	1.4 lb	black	293.32 ea
H31001C	1.4 lb	chrome	329.99 ea
H31001R	1.4 lb	red	254.99 ea
H32501B	2.5 lb	black	399.99 ea
H32501C	2.5 lb	chrome	489.99 ea
H32501R	2.5 lb	red	384.99 ea



## Chevrolet Bow Tie Garage Utility Mat

This heavy-duty utility mat can be used in a variety of ways around the garage. Each rugged rubber mat will look great on the workbench or the floor. Mat measures 17" x 14" for maximum coverage.

15768 Chevrolet with gold Bow Tie... 20.99 ea



## Park Smart Wall Guard

The Park Smart wall guard attaches to your garage wall, providing cushioned protection for both your car door and your wall. Includes all the hardware needed to attach it to dry wall, studs, brick or even concrete. Pre-drilled holes are included 16" and 24" apart, making it easy to fasten to a stud wall. Designed and engineered in the USA. Measures: 25" x 6-1/2".

ACP102 wall guard... 11.99 ea



## Park Perfectly Every Time

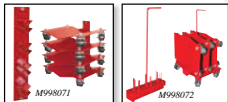
The Park Smart Mat helps guide you into your garage space letting you know exactly when to stop. Perfect for getting your classic or collectible car into the correct position in a crowded garage. As you feel yourself driving over the first bump, the second bump tells you that you have driven far enough forward. Measures: 27-1/2" x 12" x 1-1/2". Includes a manufacturer's limited lifetime warranty. Buy one for each of your vehicles.

ACP101 Park Smart Mat... 21.99 ea

## Wheel Cribs

Wheel Cribs are a safe, lightweight alternative to jack stands. They cradle the tire 10" off the ground, providing unobstructed access underneath the vehicle. Each crib supports 1500 pounds (3000 pounds per set) and weighs only 5 pounds. Wheel Cribs also can be used for vehicle display.

Note: For increased safety, use Wheel Cribs with all Race Ramp products.  
RR108 15" x 10" x 12" 179.99 pr



MF998071

MF998072

## Wall Mount

## Rolling Rack

shown with dollies stored - not included

## Auto Dollies

Move your project around the garage with ease! The Auto Dollies are manufactured from 1/4" steel plate, featuring zinc-plated ball bearing casters and 1-3/4" wide rollers. Each standard dolly supports up to 1500 pounds, and for larger vehicles, the heavy-duty model supports up to 2500 pounds. Auto Dollies measure 16" long and are available in 8", 12", and 16" widths. Sold in pairs.

Standard			
AS200100	8" x 16"		136.99 pr
AS200101	12" x 16"		129.99 pr
AS200102	16" x 16"		130.99 pr

Heavy-Duty			
AS200103	8" x 16"		110.99 pr
AS200104	12" x 16"		117.99 pr
AS200105	16" x 16"		123.99 pr

Accessories			
MF998071	dolly dock		74.99 ea
MF998072	dolly rolling rack		92.99 ea



## Wall Mounted Wheel/Tire Hanger

Free up space by getting wheels and tires off the floor! Each heavy-duty powder coated hanger is approx. 21" long and mounts at a slight angle so wheels won't slide off.

Note: Each hanger will hold 2 wheels with tires mounted.  
M998070 wheel/tire hanger... 44.99 ea



## Protect Your Wheels from Harmful Over Spray

The RIM PRO™ wheel protector is foldable and includes a handy pouch tending itself to easy storage and accessibility in your vehicle or over the top. The perfect product to help shield your wheels from tire shine over spray, allowing your wheels to stay clean and free of damage from harsh chemicals. This device will help you to save time by virtually eliminating the need to wipe the wheels after applying tire shine products to your tires. Hand washable. Available in 13", 14", 16", 18", and 20" sizes.  
RM1001 specify size... 9.99 ea

# Professional Products For The Car Enthusiast!

New!



## Fantastic Finish Carnauba Pre-Softened Wax

For the enthusiast who demands the highest and wettest level of shine, our PDP PW1 Fantastic Finish Pre-Softened Carnauba Paste Wax is a premium blend of genuine carnauba wax and natural oils that makes paint "drift off of your vehicle" with a high gloss shine and shimmer that insure to impress even the toughest of critics. PW1 Fantastic Finish Pre-Softened Carnauba Paste Wax is in a class all its own: Pre-softened paste wax with no cleaners, it leaves a deep, brilliant long-lasting shine. Protects and beads up with a glass like gloss that lasts up to 6 months. Works beautifully on all colors, even on blacks, reds, and burgundies, filling in swirl marks. Super easy on and off: just wipe-up in a circular motion, and take off with a microfibre towel immediately. No need to wait for it to dry. Leaves no white haze at all - there is no white residue to clean out of the cracks, and no need to be careful around the exterior trim- it won't leave white marks.

K89623 20 oz. can ..... 39.99 kit

## Super Suds High Foaming Car Wash

This super suds thick, high foaming shampoo is formulated for extra duty cleaning. Chelating agents counteract hard water mineral deposits while foam stabilizers provide longer lasting sudsing action than regular duty shampoos. Its pH balanced to gently clean surface, but not remove existing wax or polymer coatings. Concentrated 100:1 for economy. Biodegradable, phosphate-free, NPE-free, VOC compliant.

K89512 grape 1 gallon ..... 19.99 ea  
K89513 cherry 1 gallon ..... 19.99 ea



## Reflect-It Correction Creme and Swirl Eliminator Polish

This light cut correction creme restores depth of gloss and color while leaving a surface free of swirls or compound haze on all types of paint finishes. Formulated using an advanced blend of diminishing, micro synthetic silica abrasives, Reflect-It™ quickly removes 2000 - 3000 grit sand scratches, cobweb scratches, swirl marks, water spots, and other paint imperfections. Swirl eliminator is a ultra gloss polish uses extremely fine polishing agents to eliminate swirl marks and hairline scratches while preparing a blemish free surface for final finishing. Provides longer buffing time to create an exceptionally high gloss, glass-like appearance. Safe for all types of paint finishes. For hand or machine use. Contains no wax.

Reflect-It Correction Creme - Final Step - Light Cut  
K89517 16 oz. .... 14.99 ea

P21 Swirl Eliminator  
K89533 16 oz. .... 11.99 ea



## PL23 "EcoGlo" Waterless Wash and Wax

EcoGlo is a waterless wash and wax that will easily clean, shine, and protect your vehicle in one step - without water! Now wash your vehicle anywhere, anytime, without use of water (no hose, bucket, mitt, water bucket). Great for washing in severe cold conditions, areas with water bans or restrictions and just to conserve water! Available in a 32 oz. (one quart) spray bottle or 1 gallon jug.

K89508 32 oz. bottle ..... 24.99 ea  
K89508 1 gallon ..... 54.99 ea



## Cherry Liquid Finishing Wax

PRO Cherry Finishing Wax Liquid Carnauba Cream utilizes new technology in its special blend of polymers, resins and natural Carnauba. Polishes and protects in one operation. Gently removes fine scratches, buffer marks and light oxidation. Available in your choice of 16 oz. bottle or buy the professional sized gallon jug and save!

K89624 16 oz. bottle ..... 11.99 ea  
K89625 1 gallon ..... 44.99 ea



## Butter Wet Wax Creme Liquid Carnauba

PRO Butter Wet Wax Creme Liquid Carnauba will leave your car shining like it's still wet! Shines and polishes with no cleaners or abrasives. Will not stain plastic or rubber. Easy application either in the sun or shade. Offers long-lasting protection. It also brings out the deep shine and luster of all colors. Available in your choice of 16 oz. bottle or buy the professional sized gallon jug and save!

K89603 16 oz. bottle ..... 9.99 ea  
K89604 1 gallon ..... 39.99 ea



## Black Beauty Paint Sealer and Wax

One-step color brightener and sealer, specially formulated for black and other dark color paints. Quickly and effectively removes fine swirl marks and cobweb scratches, while leaving a darker, more reflective finish. Contains amino functional silicones and Carnauba Wax for long term, high gloss protection. Safe for all types of paint finishes. For hand or machine use. VOC COMPLIANT.

K89535 16 oz. bottle ..... 12.99 ea  
K89536 1 gallon ..... 46.99 ea



## OER® "Secret Formula" Clay Bar System

Clay pulls out all the contaminants you cannot see, but that you can definitely feel, like industrial fallout, rail dust, and brake dust. These contaminants may cause patches of paint to appear dull, even after waxing. As these contaminants oxidize, they create rust spots within the paint. Clay bar will remove these contaminants and leave the surface silky smooth with a mirrorlike smooth finish. Our clay will not break or deteriorate into small particles like inferior low quality clay bars. Acts as a magnet for foreign particles, literally pulling the paint fouling grime away from the surface of the paint. Clay lubricant is essential to the performance and safety of clay. It provides the necessary slick surface for clay to glide on.

200 Grams - Package of 4-50 Gram Bars per Package  
K89446 green block light oxidation ..... 14.99 ea  
K89447 gray block moderate oxidation 14.99 ea  
K89448 red block heavy oxidation 14.99 ea

200 Grams - 200 Gram Bar with Plastic Case  
K89477 blue block moderate oxidation 14.99 ea  
K89478 purple block heavy oxidation 14.99 ea



# Professional Products For The Car Enthusiast!

## Canvas Top Kit



K89457

## Vinyl Top Kit



K89456

## Top Secret Top Care Formula Kits

Top Secret kits are a complete system for the care of vinyl or canvas tops. Both kits include: 32 oz. bottle of cleaner, vinyl or canvas protectant, microfiber towels, applicator pads, and a soft wash brush with 18" handle.

### Vinyl Top Cleaner and Protectant Kit

Our exclusive Secret Formula Top Secret Vinyl Top Protectant Kit is a complete system for the care of vinyl tops. In the first step, the P99 HD Cleaner targets soil and dirt from, bird droppings, tree leaves, light stains from organic material and other debris to effortlessly remove them from the vinyl material. Next, the Secret Formula TNT Gel works as a sealer to repel water and detergents and help keep tops hydrated and supple as well as looking brand spanking new. Kit includes: Vinyl Top/Interior/Fabric Cleaner P99 HD 32 oz. bottle, vinyl top VRT dressing 32 oz. bottle, applicator pads, gentle wash brush with 18" handle, elite microfiber towel, blue monster microfiber towel.

**Top Secret Kit - Vinyl Formula**  
K89456 cleaner, protectant & applicator 39.99 kit

### Canvas Top Cleaner and Protectant Kit

Top Secret is a complete system for the care of canvas tops. In the first step, our incredible secret formula cleaner targets soil and dirt from, bird droppings, tree leaves, light stains from organic material and other debris to effortlessly remove them from the canvas material. Next, the Masters Touch Canvas Top Protectant seals the canvas shielding your top from grease, tar, salt, tree sap, and other debris. The amazing Canvas Top Protectant is an easy-to-use formula that seals the canvas material from moisture, causing water to bead on the surface to protect the material and substructure against any moisture damage. Kit includes: Canvas Top/Interior/Fabric Cleaner P99 HD 32 oz. bottle, canvas top 16 oz. OER® protectant, applicator pads, gentle wash brush with 18" handle, blue monster microfiber towel, elite microfiber towel.

**Top Secret Kit - Canvas Formula**  
K89457 cleaner, protectant & applicator 39.99 kit

### Top Secret Components

Top Secret kit cleaner, protectant, VRT dressing, pads, and towels can be purchased individually.

K89479	32 oz. P99 HD top cleaner	14.99	ea
K89430	16 oz. fabric protectant	14.99	ea
K89616	32 oz. TNT vinyl dressing	26.99	ea
K89816	microfiber applicator pads	6.99	pr
K89835	soft wash brush w/18" handle	12.99	ea
K89819	gold elite microfiber towel	4.99	ea
K89805	blue monster microfiber towel	5.99	ea

## P99 HD Interior Fabric Cleaner

The beautiful thing about P99 HD: It leaves no film. After cleaning fabric, carpet, floor mats, convertible tops, vinyl tops, seat upholstery, door panels, vinyl, plastic, aluminum, you will have a clean surface free of any residue. This strong all purpose cleaner should be diluted 30:1 for light jobs, 15:1 for medium, and 5:1 for heavy dirt. Apply with a sprayer or sponge. Agitate stubborn dirt with a brush. Our P99 HD Secret Formula Interior Exterior Multi-Purpose Fabric Cleaner works quickly as a spot cleaner for all color fast fabrics. Will not stain or leave a ring around area cleaned. When you blot with a clean dry cloth, the liquid containing the stain transfers to the cloth.

K89479 32 oz. bottle spray bottle..... 14.99 ea  
K89504 1 gallon (industrial strength).. 19.99 ea



## OER® Premium Metal Polish & Sealant


OER® Extreme Shine Metal Polish & Sealant cuts through layers of dulling oxides to restore a wet mirrorlike finish that outshines chrome. This outstanding polish makes chrome, copper, brass, aluminum, stainless steel and other metalwork gleam and look their absolute best. Spreads on with ease, buffs off with little effort. Great for oxidized metals and even light rust. Can be easily applied in the shade or sun. Leaves virtually no smear, dust, or powder. Utilizing friction and heat OER® Extreme Shine Metal Polish cleans, restores, revives and polishes. Friction generates heat that allows the product to break down into a micro-fine polish that leaves the surface shining like a mirror. During the final phase, it breaks down to release the durable protective sealant that bonds to metal surfaces, reducing corrosion and prolonging shine. Use by hand with a polisher or with your polish ball and drill.

K89483 16 oz. bottle..... 17.99 ea

## OER® "Secret Formula" Acrylic Shine Glaze

Glaze is a polish without any cleaning properties used primarily to improve the shine and clarity of paint. Primarily used by body shops for finishing jobs or by detail shops to bring out the brilliance of paint, glazes are also commonly used on show vehicles to achieve a "high luster or wet look." Your moldings will not turn white. Glazes do not replace polishing. If a surface has minor swirls and imperfections, to achieve the best superior results, the surface should be polished with a polish first.

K89620 32 oz. bottle..... 24.99 ea  
K89621 1 gallon..... 54.99 ea



## Ice Super Shine High Gloss Dressing

The Ice Super Shine Dressing is a thick silicone rich dressing that leaves a super high gloss, long-lasting shine on tires, rubber molding, vinyl, and plastic. This dual action premium dressing leaves surfaces 100% dry to the touch and shining better than new, while protecting the surface against dirt, dust and harmful UV rays.

K89521 32 oz. spray bottle..... 26.99 ea  
K89522 1 gallon..... 42.99 ea

## Finishing Touch Matte Finish Protectant

Finishing Touch is an all purpose dressing that restores the "new car look" to vinyl, rubber, leather, and plastic. It cleans, beautifies, and protects. It is preferred by many detailers for interiors for its "softer" look and non-greasy banana fragrance. Patented UV absorber penetrates and acts as a protective barrier against harmful rays that cause premature aging, cracking, fading, and peeling. Perfect for dashboards, vinyl tops, door panels, consoles, tires, trim, bumpers, vinyl seats, moldings, and more.

K89523 32 oz. spray bottle..... 27.99 ea  
K89524 1 gallon..... 27.99 ea



## PS120 Ammonia Free Premium Glass Cleaner

PS120 Windows is a streak-free, tint safe, ammonia free window cleaner that is quite possibly the best window cleaning liquid ever made. This is a concentrated formula that can be used as is, or diluted 1:1 or as needed. This powerful, biodegradable glass cleaner removes smoker's film, grime, and dirt, with an easy pass. Leaves no smears or streaks. Great on tinted glass, regular glass, chrome, and mirrors. No foam and no harsh smell. Just wipe and watch dirt, grease, water spots, smudges, fingerprints, forehead grease, and just about anything else disappear. No streaks ever!

K89510 32 oz. spray bottle..... 13.99 ea  
K89511 1 gallon..... 15.99 ea



# Professional Products For The Car Enthusiast!

## OE<sup>®</sup> Acid Free Wheel and Tire Cleaner

Spray-on and rinse-off!  
Easily removes deposits of brake dust, grease, and road grime from wheels. Safe for clear coated, painted, and polished finishes. This strong non-acid formula is fortified with a citrus cleaning agent. This is an industrial strength 1:1 concentrate. Dilute with water as needed. Unlike many alternative products, OE<sup>®</sup> Acid Free Wheel Cleaner dissolves grime and brake dust without damaging your chrome and alloy wheels.



K89614 32 oz. bottle..... 14.99 ea  
K89615 1 gallon..... 21.99 ea

## OE<sup>®</sup> TNT Extended Life Tire & Trim Dressing

This unique formula quickly penetrates rubber trim and tires to hydrate and provide lasting protection. TNT Extended Life gel by OE<sup>®</sup> finally delivers on that promise. Simply wipe on using a pad and TNT gel restores the look of faded tires, trim, bumpers, seat and weatherstrips. What's more, OE<sup>®</sup> TNT gel lasts for many months, not days. Our exclusive no-streak, no-run, and non-slip formula works to repel water and detergents and helps keep tire walls hydrated and supple as well as looking brand spanking new. Prepare your trim for a product unlike any other. A true premium trim restorer and protectant, that will not drip, dry out, or destroy surfaces. Provides unmatched durability, ease of application and a superior "new look" shine that lasts through numerous washes. Non-grassy, non-tacky and simply amazing.



K89616 32 oz. bottle..... 21.99 ea  
K89617 1 gallon..... 34.99 ea

## OE<sup>®</sup> AUTHORIZED



### Professional Detailing Brushes

These are professional type brushes that will make detailing your classic a little easier. They feature heavy-duty, soft or gentle bristles, depending on the cleaning job on hand.

**8" Handle - Soft Bristles Wash Brushes**  
K89832 green..... 9.99 ea  
K89834 gray/white..... 9.99 ea  
K89836 blue..... 9.99 ea

**18" Handle - Strong Bristles Scrub Brushes**  
K89833 green..... 12.99 ea  
K89835 gray/white..... 12.99 ea  
K89837 blue..... 12.99 ea

## Plastic Polish and Headlight Restorer

Fantastic Plastic Polish/Headlight Restorer restores, revitalizes, and protects while removing yellow film, cloudy streaks, hairline scratches, hazy and halos from clear, smooth plastics. Excellent on headlight covers, taillight lenses, bug deflectors, instrument covers, convertible top windows and motorcycle windcreens. Protects against UV rays. For hand or machine use. Available in 16 oz. pint size bottle. VOC compliant.

K89528 16 oz. bottle..... 11.99 ea



## OE<sup>®</sup> Secret Weapon Polish Ball

The Secret Weapon Polish Ball bends and compresses enabling it to fit into tight spaces and make the cleaning and polishing of difficult, hard to reach areas like wheels, rims, and other metal work much easier. Can be attached to any handheld drill or drill-like device for fast and superior cleaning and polishing. Great for cleaning and buffing small items like mirrors, headlight lenses and trim parts. Space age Dura-foam and fiber soft materials make it the most durable tool of its kind. Ideal for use with your favorite wax, polish, wheel product, or compound.

K89412 3" red foam ultra fine density... 10.99 ea  
K89413 3" yellow foam med. density... 10.99 ea  
K89490 3" wool-like fiber material..... 19.99 ea

## OE<sup>®</sup> AUTHORIZED



62441 (large duster)..... 21.99 ea  
62443 (mini duster)..... 10.99 ea

## Pickup Layers of Dust w/One Sweep!

An easy way of keeping your vehicle clean and free of dust, looking like it was just washed. It's specially treated cotton fibers lift dust off the surface without scratching the paint, even delicate lacquers. The more you use it, the better it works! Regular use can significantly reduce the frequency of washings.

**Duster Sets**  
62447 large & mini dusters..... 29.99 set  
62447 large & mini w/extra mop heads 42.99 set

**Individual Components**  
62441 large duster..... 21.99 ea  
62443 mini duster..... 10.99 ea

**Replacement Mop Heads without Handle**  
62445 large mop head..... 8.99 ea  
62446 mini mop head..... 4.99 ea  
62440 2 large, 2 mini mop heads..... 25.99 set

## Microfiber Wash/Polish Mitt & Pad

### OE<sup>®</sup> AUTHORIZED

OE<sup>®</sup> Authorized Chenille microfiber wash mitt is gentle on your paint and cleans great. Chenille is a deep pile, velvety cord made of durable, woolen microfiber. This plush, absorbent, lint-free and 100% scratch-free mitt is the highest quality wash mitt available.

K89811 premium Chenille wash mitt 10.99 ea


## OE<sup>®</sup> AUTHORIZED



## Specialty Brush

Keep your vehicle shining with these high-quality specialty brushes. Each brush is specially designed for the application indicated.

TW119 upholstery brush 6"..... 7.99 ea  
TW117 tire brush 7"..... 3.99 ea  
TW114 wheel/bumper brush 10"..... 5.99 ea  
TW121 grill/spoke brush 12"..... 5.99 ea  
TW122 grill/spoke brush 16"..... 12.99 ea  
K89497 soft foam wheel/spoke brush 9.99 ea



## Microfiber Applicator Pads

Microfiber applicator pads are the ideal choice for applying wax, sealants, glazes, dressing, or your favorite conditioners. Won't scratch paint or clear coat. They absorb 8 times their own weight in water and hold dust, dirt, grease, and spills. Simply rinse and reuse.  
K89828 5" round..... 4.99 pr  
K89816 professional grade..... 6.99 pr

## Monster Microfiber Towel

Fattest, thickest and most absorbent microfiber towel. They are durable and silk banded for long-lasting use with streak and scratch free results every time.

K89805 16" x 16" individual..... 5.99 ea  
K89806 16" x 16" 3 pack..... 15.99 set  
K89807 17" x 24" single..... 6.99 ea  
K89808 17" x 24" 3 pack..... 21.99 set

## Elite Microfiber Towel

Extra plush, super absorbent, lint free and 100% scratch free. The long fiber side works great in quick detail and waterless car wash applications. The short fiber side is great for buffing and cleaning windows.

K89819 16" x 16" individual..... 4.99 ea  
K89820 16" x 16" 3 pack..... 11.99 set  
K89824 25" x 36" extra thick..... 12.99 ea



# Rust Removal and Prevention



## OER® Rust Treatments

OER® Chemical Restoration Dissolve Rust returns rusted surfaces to bare metal without harming the integrity of the metal. OER® Etc Metal inhibits rust and promotes paint adhesion for bare metal surfaces. OER® Convert Rust instantly neutralizes rust and converts the rusted surface, leaving a protective dark polymer coating.


<b>OER® Dissolve Rust</b>	
K86110 quart.....	19.99 ea
<b>OER® Etc Metal</b>	
K86114 quart.....	16.99 ea
<b>OER® Convert Rust</b>	
K86112 quart.....	35.99 ea



## DiamondFinish® Clear Coat

DiamondFinish Gloss Clear Top Coat is a permanent, moisture cured, UV stable coating primarily used for top coating surfaces previously sealed with RustSeal®, for top coating direct to metal, or to coat over any other paint/primer application. The clear coat formula can be applied direct to metal or over other coatings. This high gloss clear coat remains permanently flexible and is able to perform in the toughest environments without yellowing, cracking, or peeling. Apply directly to painted surfaces with minimal surface prep. Incredibly tough and hard like no other clear coat on the market. Can be applied with a brush (without leaving any brush marks), roller and conventional spray gun. Unlike two part coatings, no hardener is needed with DiamondFinish. Just stir and go. DiamondFinish clear coat will cure without heat or UV lights in temperatures from 50 to 86 degrees Fahrenheit. Able to withstand the harshest of chemicals including fuels, solvents, battery acid, brake fluid, Ethanol, Methanol, MEK, Hydrochloric Acid, fertilizers, and Acetone. Graffiti resistant: because of its chemical resistance, graffiti just won't stick and can be removed simply with a solvent soaked rag. Great for high temperature automotive applications including the use on cylinder heads, engine blocks, brake components and even inlet manifolds, without yellowing up to 300 degree Fahrenheit.

KB8114	15 oz. nt. wt. aerosol.....	25.99 ea
KB8304	one pint.....	42.99 ea
KB8404	one quart.....	63.99 ea
KB8504	one gallon.....	209.99 ea



## RustSeal® Corrosion Barrier Coating

RustSeal is a superior one part, ready-to-use, high solids content, rust preventive, corrosion barrier coating. RustSeal flows out to a beautiful, rock-hard, tough ceramic-like coating that is tough to chip or scratch, and will not crack or peel. RustSeal is an incredible, single component, ready-to-use, high solids content, rust preventive coating with exceptional sealing properties. RustSeal is the most permanent cost effective solution for stopping rust and corrosion anywhere where it is a problem: home, automotive, industry, fleet, farm, and more! RustSeal is an enhancement that lasts. Water and air are locked out, therefore oxidation, the precursor to rust, cannot take hold. RustSeal is not intended for use as a final finish. After removing or treating rust on floors, subframes, or other under vehicle components, RustSeal Corrosion Barrier Coating works by isolating the surface from moisture and oxygen. This single component, high solids, rust stopping coating seals out the ultimate causes of rust, creating a rock hard non-porous barrier between the metal and rust promoting elements. Will not crack, chip, flake, or peel, and no hardeners or activators are needed. RustSeal is completely unaffected by salt, gasoline, oils, battery acids, hydraulic fluids, solvents, chemicals, or corrosives.

### RustSeal® Coating

*Note: add the 2 digit numerical color code to the end of the part number to specify your desired color when ordering.*

KB42	eight ounces.....	21.99 ea
KB43	one pint.....	33.99 ea
KB44	one quart.....	49.99 ea
KB45	one gallon.....	159.99 ea

### RustSeal® Thinner

*Note: This product is designed specifically to thin our rust preventive coatings for cleanup purposes or for thinning the coating for use in a spray gun.*

KB6200	eight ounces.....	9.99 ea
KB6400	one quart.....	18.99 ea
KB6500	one gallon.....	45.99 ea



## Buy the Complete Kit & Save!



### BEFORE APPLICATION AFTER APPLICATION

- Shovel Benefits:**
- Easy spray-on application
  - Continuous protective moisture barrier
  - Fast clean up with soap and water
  - Environmentally friendly solution
  - Applicable to interior or exterior of vehicle
  - Non-toxic and class A fire rated
  - Both are paintable
  - Coverage is approximately 50 ft<sup>2</sup> gallons

- Sound Control Benefits:**
- Provides non-combustible thermal insulation
  - Able to withstand temperatures up to 500 degrees F
  - Interior temperature reduced by 30 degrees F
  - Offers a protective, seamless membrane

- Ceramic Insulation Benefits:**
- Protects surface from moisture and rust
  - Dampens annoying rattles and road noise
  - Impressive damping to weight ratio
  - Coating can withstand temperatures up to 300 degrees F

## Sound Control and Ceramic Insulation

Get the comfort of premium grade insulation without the extra weight! These environmentally safe formulas from LizardSkin can be used as a one part coating or as a two stage system for a cooler, quieter driving experience. The Sound Control formula dampens unwanted engine and road noise, while the Ceramic Insulation formula cools your vehicle up to 30 degree F or more creating a more comfortable ride. Designed for floors, roofs, firewalls, fenders, transmission tunnels, door panels, trunks, and more, all at a combined curb weight of 52 lbs for four gallons. Insulating a vehicle has never been this easy, thanks to a custom designed application gun made specifically to handle the thick density of the coatings with ease. Order the individual components or buy a complete kit and save!

*Important: For two stage applications, Sound Control coating should be used as the base. Four gallons of each coating are required to encapsulate a typical interior and trunk area of 1 vehicle, and 1 gallon of Sound Control when applied as undercoating.*

**Sound Control**

152984	1 gallon pail.....	99.99 ea
152985	2 gallon pail.....	189.99 ea

**Ceramic Insulation**

152986	1 gallon pail.....	99.99 ea
152987	2 gallon pail.....	189.99 ea

**SuperPro Gun**

152988	with stir paddle.....	129.99 ea
--------	-----------------------	-----------

**Mini Kits - Includes SuperPro Gun**

R8091	4 gallons of Sound Control.....	484.99 kit
R8092	4 gallons of Ceramic Insulation.....	484.99 kit

**Complete Kit - Includes SuperPro Gun**

R8093	4 gallons of each formula.....	845.99 kit
-------	--------------------------------	------------




WARNING: Cancer and Reproductive Harm - www.P63Warnings.ca.gov

CAR CARE PRODUCTS

# OER® Aerosol Coatings



- Correct Original Colors
- Simple to Use Spray Can
- Cost Effective/No Waste
- Heat Resistant to 400 degrees F
- High Hiding Formulation
- Manufactured in the USA!



MADE IN USA

## OER® Classic Blend Engine Paint

Classic Industries® is proud to present OER® Classic Blend engine paints for your classic vehicle restoration. Each product offers maximum coverage and adhesion to air cleaners, engine blocks, heads, intake manifolds, valve covers, water pumps, oil pans, transmission cases, and more. Effective against rust, gas, oil, grease, salt, humidity, and intermittent temperatures up to 400 degrees F. Extensive factory correct color selection is available with high hiding capability. Spray gun results without the mess and hassle associated with mixing paint and cleaning the equipment. Available individually in a 16 oz. aerosol can (net wt. 12 oz.) or buy a case of 6 and save!

Note: Ships ground only. No air shipment.

Retail Pricing		Aerosol	Case of 6
		\$19.99 ea	\$89.99
<b>Chevrolet</b>			
1951-62	Chevy blue	K89110	K89111
1962-prior	medium gray	K89115	K89116
1977-prior	orange red	K89120	K89121
<b>GM</b>			
1963-79	truck engine red	K89180	K89181
1966-prior	spectra red	K89150	K89151
1977-82	corporate blue	K89130	K89131
1975-77	strato blue metallic	K89140	K89141
<b>Pontiac</b>			
1959-60	sky blue	K89280	K89281
1961-65	turquoise	K89290	K89291
1966-70	light blue metallic	K89200	K89201
1971-73	light blue teal	K89210	K89211
1973	blue aqua	K89220	K89221
1973-74	slate blue	K89230	K89231
<b>All Vehicles</b>			
all	gray primer	K89260	K89261
all	glass clear	K89265	K89266
all	factory black high gloss	K89543	K89594

RESTORERS CHOICE™

OER



## OER® Premium Quality Aerosol Interior Paint

OER's revolutionary formula provides 40% more coverage than standard dyes and lacquers, and actually penetrates and molecularly bonds to the surface to permanently seal in the color. Dries to the touch in 45 seconds, forms a complete bond in just 10 minutes. UV stable and color fast, it will not crack, flake, or peel. For use on vinyl, leather, ABS plastic, polycarbonate, polypropylene, polyurethane, acrylic, lexan, fiberglass, and recycled plastics. When only the best will do, use OER® Premium Quality Interior Paint. Available in your choice of a convenient 16 oz. aerosol can (net wt. 12 oz.).

Note: Shipped within the continental U.S. only. Shipped ground only.

PP801	1958-85	black	19.99 ea
PP1006	1958-60	copper	19.99 ea
PP1429	1958-62	medium green	19.99 ea
PP1002	1958-62	medium blue	19.99 ea
PP1011	1958-62	dark blue	19.99 ea
PP1011	1958-62	bright red	19.99 ea
PP1008	1958-64	dark turquoise	19.99 ea
PP802	1963-70	red	19.99 ea
PP803	1963-70	light blue	19.99 ea
PP806	1965-68	light aqua/turquoise	19.99 ea
PP857	1965-68	dark aqua/turquoise	19.99 ea
PP810	1966	white	19.99 ea
PP804	1966-67	bright blue	19.99 ea
PP805	1967-70	gold	22.99 ea
PP809	1968	ivory gold	19.99 ea
PP825B	1968	pearl parchment	19.99 ea
PP808	1968-70	medium blue	22.99 ea
PP807	1969	parchment	22.99 ea
PP814	1969	light green	19.99 ea
PP813	1969-70	dark green	19.99 ea
PP812	1969-72	dark blue	19.99 ea
PP817	1970	light saddle	19.99 ea
PP810	1971-72	white	19.99 ea
PP818	1971-72	dark saddle	19.99 ea

# OER® Aerosol Coatings



## OER® Interior Surface Preparation Formulas

Before spraying, be sure to properly prepare the surface for top coat. We offer a variety of surface preparation products to ready reproduction dash pads, headrests, door panels, padded pillar moldings, plastic parts, metal components and other parts for the application of the top coat.

*Note: Shipped within the continental U.S. only. Shipped ground only.*

- Colorbond Prep Cleaner**  
 PP1109 net wt. 4 oz. .... 6.99 ea  
**Paint Adhesion Promoter**  
 PP215 16 oz. aerosol can (net wt. 12 oz.) 19.99 ea



## OER® Carpet Restoration Formula

Formulated to enhance and restore faded, worn or stained surfaces, our OER® carpet dyes molecularly bond to carpeting for a finished result that will not wear off. A great product for restoring carpet or for spraying carpeted trim panels on consoles, door panels, and other carpeted trim. An easy way to renew worn or stained carpeted floor mats as well. Available in a convenient user friendly aerosol spray that dries in minutes. Available in a variety of colors to match or accent your interior. Order each color individually in a 16 oz. aerosol can (net wt. 12 oz.) or buy the case of six cans and save!

*Note: Shipped within the continental U.S. only. Shipped ground only.*

- Individual 16 oz. Aerosol Can (Net Weight 12 oz.)**  
 PP900 black ..... 19.99 ea  
 PP901 taupe ..... 16.99 ea  
 PP902 gray ..... 19.99 ea  
 PP903 dark gray ..... 19.99 ea  
 PP904 crimson red ..... 19.99 ea  
**Case of Six Cans**  
 PP905 black ..... 178.99 ea  
 PP907 gray ..... 178.99 ea  
 PP908 dark gray ..... 178.99 ea  
 PP909 crimson red ..... 178.99 ea

## OER® Metal Mimic FX Coating

OER® Metal Mimic FX high-performance coatings were developed to mimic the appearance of bare metal so that you can refinish and protect all of the components that were originally left unpainted by the factory. Items such as cast iron housings, aluminum housings, stainless steel parts, galvanized parts and even chrome can now be coated with a "factory correct" looking finish that is extremely durable and amazingly close to the original color.

*Note: Ships ground only. No air shipment.*

- Individual 16 oz. Aerosol Can (Net Weight 12 oz.)**  
 K89500 Aluminum Blast Coating ..... 16.99 ea  
 K89502 Cast Blast Cast Iron Gray Coating 14.99 ea  
 K89501 Galv Blast Zinc Coating ..... 18.99 ea  
 K89091 Stainless Steel Coating ..... 19.99 ea  
 K0090 Cast Iron Gray - High Temp. .... 19.99 ea

## OER® Factory Black Coatings

OER® factory black coatings are available in a variety of sheen levels to help you achieve the correct factory look for your restoration. Our Ultra Flat sheen is an extremely flat non-glare finish. The next level up is our low gloss formula followed by the semi-gloss and finally our exclusive high gloss formulation. Whatever you are spraying, we have the correct sheen for an original factory black look.

*Note: Ships ground only. No air shipment.*

- Factory Black Set**  
 Buy the complete OER® Factory Black set and you will have all the necessary sheen levels for a correct factory look no matter what component you are spraying.  
 K89550 4 can set - all four sheens ..... 59.99 set

**Ultra Flat Factory Black**  
 Extremely flat non-glare finish that is perfect for a variety of uses including underhood items. Provides a durable flat black zinc phosphate look without the high cost of black zinc phosphate plating.

- K89540 16 oz. aerosol can (net wt. 12 oz.) 19.99 ea  
 K89590 case of six cans ..... 89.99 cs

**Low Gloss Factory Black**  
 A durable low gloss coating that provides a factory fresh appearance on the frame, transmission crossmember, or anywhere else a low gloss, but not quite flat black finish is desired.

- K89541 16 oz. aerosol can (net wt. 12 oz.) 19.99 ea  
 K89592 case of six cans ..... 89.99 cs

**Semi-Gloss Factory Black**  
 A durable low gloss coating that provides a factory fresh appearance on the underside of the hood and suspension components or anywhere else a semi-gloss black finish is desired.

- K89542 16 oz. aerosol can (net wt. 12 oz.) 19.99 ea  
 K89593 case of six cans ..... 89.99 cs

**High Gloss Factory Black**  
 A high gloss coating that is perfect for restoration of air cleaner assemblies, valve covers, and any other parts where a durable gloss black finish is desired.

- K89543 16 oz. aerosol can (net wt. 12 oz.) 19.99 ea  
 K89594 case of six cans ..... 89.99 cs



## Chassis Inspection Mark Paint

Restore the many colored factory marks found on your suspension, engine and driveline components. These marks are found on most cars, and were used for inspection, parts coding and alignment marks. These inspection paints are color matched to original. In many cases they're supplied with technical bulletins to help you apply them in the proper locations. Supplied in 2 oz. brush top bottles.

- |         |                    |          |
|---------|--------------------|----------|
| PM03101 | dark blue          | 11.99 ea |
| PM03102 | bright yellow #1   | 11.99 ea |
| PM03103 | white              | 11.99 ea |
| PM03104 | orange #1          | 11.99 ea |
| PM03105 | green #1           | 11.99 ea |
| PM03106 | dark green #2      | 11.99 ea |
| PM03107 | red                | 11.99 ea |
| PM03108 | spindle orange     | 11.99 ea |
| PM03109 | pitman arm blue    | 11.99 ea |
| PM03110 | lavender           | 11.99 ea |
| PM03111 | orange #2          | 11.99 ea |
| PM03112 | green #3           | 11.99 ea |
| PM03113 | orange #3          | 11.99 ea |
| PM03114 | yellow #2          | 11.99 ea |
| PM03115 | light blue         | 11.99 ea |
| PM03116 | dark blue          | 11.99 ea |
| PM03118 | crossmember orange | 11.99 ea |
| PM03120 | purple             | 11.99 ea |
| PM03121 | dark green         | 11.99 ea |
| PM03122 | bright green       | 11.99 ea |
| PM03123 | gray               | 11.99 ea |
| PM03124 | pink               | 11.99 ea |
| PM03125 | black              | 11.99 ea |



## Firewall and Frame Marking Crayons

These are the correct "grease pencil style" crayons used for marking the factory inspection marks on your firewall, subframe, and other various sheet metal areas. Included are a yellow and a white marking crayon.

- K0084 2 piece ..... 8.99 pr



## Frame, Engine, and Body Marker

Auto makers use these permanent markers to write codes and numbers on frames, engines and body components. Engine suffix codes were often written on the back of the cylinder heads. Job numbers were written on the firewall, frame, engine and other components to assure the correct vehicle was being built according to the build sheet. These permanent paint markers will help you exactly duplicate the factory original marks.

- |        |        |         |
|--------|--------|---------|
| PM0301 | white  | 8.99 ea |
| PM0302 | green  | 8.99 ea |
| PM0303 | orange | 8.99 ea |
| PM0304 | red    | 8.99 ea |
| PM0305 | yellow | 8.99 ea |

# OER® Aerosol Coatings

## OER® Rubberized Undercoating

A black, rubberized undercoating for all automobile under surfaces. Sprays evenly and dries completely to a smooth consistency. Can be top coated with any type of automotive finish. Prevents rust, reduces road noise, seals out water, fumes, road chemicals, and dust. Special formula greatly reduces lingering odor associated with most other brands of undercoating. No "bleed through" when top coated. Use on undersides of panels, hoods and deck lids, trunk interiors, section repairs, weld joints, rust holes, or on chassis parts. 20 oz. aerosol can (net wt. 18 oz.) or buy a case and save!

*Note: Ships ground only. No air shipment.*

K89570 20 oz. can..... 24.99 ea  
 K89669 case of six cans 119.99 cs



## OER® Original Hue Paint

OER® Original Hue paints are specially formulated to perfectly match the factory colors of specific components installed on your vehicle at the factory. Unique shades are available so you can duplicate the OE finishes on a variety of parts including Saginaw steering boxes and Delco shock absorbers from the 60's & 70's. 16 oz. aerosol can (net wt. 12 oz.).

*Note: Ships ground only. No air shipment.*

Saginaw Steering Box Blue/Gray  
 K89531 16 oz. can..... 19.99 ea

## OER® Black Wrinkle Finish

A durable and long-lasting finish which has a unique wrinkled texture. Excellent hiding qualities provides an excellent finish for hiding surface imperfections such as pitting, scratches, or chips. Extremely durable formula resists oil, gas, and grease. Can be used where harsh conditions break down conventional coatings. Comes in 12 oz. net wt. aerosol can. Great for valve covers, air cleaners, dash components, and more. 16 oz. aerosol can (net wt. 12 oz.) or buy a case and save!

*Note: Ships ground only. No air shipment.*

K89548 16 oz. can..... 17.99 ea  
 K89549 case of six ..... 69.99 cs



## Hi-Temp Exhaust Coat

A fast drying coating designed to withstand temperatures up to 1200 degrees F on a continuous basis. Forms a porcelain like bond after curing. Resists blistering, peeling, discoloration, or loss of adhesion. Excellent for headers, manifolds, mufflers, pipes, and more.

*Note: Ships ground only. No air shipment.*

16 oz. Aerosol Can (Net Wt. 12 oz.)

K89555 silver..... 17.99 ea  
 K89556 black..... 19.99 ea  
 K00901 cast iron gray... 19.99 ea

### Case of Six Cans

K89557 silver..... 79.99 cs  
 K89558 black..... 79.99 cs  
 K89559 cast iron gray... 79.99 cs



## OER® High Solids Detail Coatings

A superior professional grade coating formulated for restorations where maximum performance is required. These high solid paints do not run or sag, and provide twice the coverage of conventional aerosol enamels. Each 20 oz. (net weight 16 oz.) can offers the highest solid content (40%) of any aerosol paint on the market for maximum coverage.

*Note: Ships ground only. No air shipment.*

Individual 20 oz. Aerosol Can (Net Weight 16 oz.)

K89577 gloss black..... 19.99 ea  
 K89578 flat black..... 19.99 ea  
 K89579 aluminum..... 19.99 ea  
 K89580 stainless steel..... 19.99 ea  
 K89581 dark gray..... 19.99 ea

### Case of Six Cans

K89677 gloss black..... 107.99 cs  
 K89678 flat black..... 107.99 cs  
 K89679 aluminum..... 69.99 cs  
 K89680 stainless steel..... 80.99 cs  
 K89681 dark gray..... 86.99 cs



## OER® Professional Grade PBE Primers

OER® is pleased to offer our professional grade primers specifically formulated to meet the performance needs of body shop personnel but conveniently packaged for the automotive enthusiast. Tough and dependable, these primers adhere extremely well, prevent rust and corrosion and enhance the quality and appearance of the finished product. Large fan spray head gives a professional looking application. Eliminates the need for a spray gun for small repairs, reduces cleanup time.

*Note: Ships ground only. No air shipment.*

### OER® Self-Etching Sanding Primers

Manufactured with a modified acrylic resin to give you excellent adhesion to all types of metal, aluminum and prepared surfaces. Dries to the touch in 10 minutes. Dry to sand or top coat in 15 minutes. Available individually in 20 oz. cans or in case of six.

Individual 20 oz. Aerosol Can (Net Weight 15 oz.)

K89560 gray..... 17.99 ea  
 K89561 black..... 17.99 ea  
 K89562 red oxide..... 19.99 ea

### Case of Six Cans

K89660 gray..... 69.99 cs  
 K89661 black..... 69.99 cs  
 K89662 red oxide..... 69.99 cs

### OER® High Solids Sanding Primers

A superior professional grade primer formulated with 40% solids to provide twice the coverage of conventional aerosol primers. Fewer cans needed to complete the job to save you time and money. Protects against rust and corrosion. Provides excellent adhesion with single coat hiding capability and minimum over spray. Available individually in 20 oz. cans or in case of six.

Individual 20 oz. Aerosol Can (Net Weight 17 oz.)

K89573 red oxide..... 19.99 ea  
 K89579 yellow..... 19.99 ea

### Case of Six Cans

K89664 red oxide..... 107.99 cs  
 K89665 gray..... 107.99 cs

### OER® Zinc Phosphate Primers

Specially formulated primer that is chromate free and chemically bonds with iron, steel and aluminum to form a hard, highly adherent coating. It has exceptional corrosion resistance. Ideal for spot repair of damaged coatings. Exceptional protection against rust and corrosion. Compatible under two component coatings. Forms a hard, highly adherent, water resistant coating that can be painted or left as is. Dries to the touch in 10 minutes. Available individually in 12 oz. cans or in case of six.

Individual 16 oz. Aerosol Can (Net Weight 12 oz.)

K89565 green..... 17.99 ea  
 K89566 yellow..... 17.99 ea

### Case of Six Cans

K89666 green..... 79.99 cs  
 K89667 yellow..... 79.99 cs

### OER® Spray Galvanizing Weld-Thru™ Coating

A smooth, cold galvanizing compound that chemically fuses to bare steel and forms a extremely rust resistant barrier. Perfect for application on the inside of newly installed panels where rust prevention of new metal is important, but where the part treated will not be painted. Fast dry, spray free spray that is abrasion resistant. Stops rust creepage, resists chemicals and is rust inhibitive. Apply it to sheet metal pieces before installation, then weld as usual. The coating will not affect the quality of the weld, and will retain its rust preventative properties. Available individually in 12 oz. cans or in case of six.

Individual 16 oz. Aerosol Can (Net Weight 12 oz.)

K89567 gray..... 21.99 ea

### Case of Six Cans

K89668 gray..... 89.99 cs



# OER® Aerosol Coatings



## OER® Factory Wheel Coating

OER® factory wheel coatings are available in a variety of original colors so you can achieve the correct factory look on the restoration of your wheels. Eliminates the need for expensive custom paint mixing and greatly simplifies the restoration process by providing spray gun results without the hassle and mess of a spray gun or the need for an air compressor.

*Note: Ships ground only. No air shipment.*

### Rally Wheel Argent Silver

Correct color and sheen for the restoration of Rally I, Rally II, and Super Sport wheels. Makes your wheels look like they just rolled out of the factory.

K89320 16 oz. aerosol can (net wt. 12 oz.) ..... 19.99 ea  
K89321 case of six cans ..... 89.99 cs

### Rally Wheel Argent Silver/Green

Correct color and sheen for the restoration of 1968-74 Rally wheels that call for Argent Silver with a slight green hue.

K89325 16 oz. aerosol can (net wt. 12 oz.) ..... 19.99 ea  
K89326 case of six cans ..... 89.99 cs

### Low Luster Gray Wheel Paint

Correct color and sheen for the restoration of Rally, Super Sport, Honeycomb and Z28 5-spoke mag wheels that call for a unique shade of gray. This gray was used on the backside and in some cases both sides of steel factory sport wheels. Can also be used on jack mechanism and jack base on some models.

K89410 16 oz. aerosol can (net wt. 12 oz.) ..... 19.99 ea  
K89411 case of six cans ..... 89.99 cs

### Rally II Wheel Insert Paint - Charcoal Gray Metallic

Charcoal gray metallic paint for the restoration of the pie-shaped wheel insert area on Rally II wheels. Correct color, tone, and luster for a factory fresh appearance.

K89330 16 oz. aerosol can (net wt. 12 oz.) ..... 19.99 ea  
K89331 case of six cans ..... 89.99 cs

### Z28 5-Spoke Mag Wheel Paint - Shadow Gray

Correct color, sheen and texture for the restoration of 1970-81 Z28 5-spoke mag wheels also known as "Trans Am", "high-performance" or "5-spoke Rally" wheels. Correct for 1970 Chevrolet and El Camino 5-spoke factory wheels as well.

K89310 16 oz. aerosol can (net wt. 12 oz.) ..... 19.99 ea  
K89311 case of six cans ..... 89.99 cs

### Honeycomb Wheel Paint - Daytona Gold or Simulated Magnesium

Correct color, sheen and texture for the restoration of 1970-76 Pontiac Trans Am, Firebird, GTO, Formula or Oldsmobile 1972-74 Super Stock IV wheels. Your choice of Daytona Gold or Simulated Magnesium.

**Daytona Gold**  
K89305 16 oz. aerosol can (net wt. 12 oz.) ..... 19.99 ea  
K89306 case of six cans ..... 89.99 cs

**Simulated Magnesium**  
K89315 16 oz. aerosol can (net wt. 12 oz.) ..... 19.99 ea  
K89316 case of six cans ..... 89.99 cs

### Snowflake Wheel Paint - Placer Gold or Slate Silver

Correct color, sheen and texture for the restoration of 1970-81 Pontiac Trans Am and Special Edition Snowflake wheels. Your choice of Placer Gold or Slate Silver.

**Placer Gold**  
K89350 16 oz. aerosol can (net wt. 12 oz.) ..... 19.99 ea  
K89351 case of six cans ..... 89.99 cs

**Slate Silver**  
K89355 16 oz. aerosol can (net wt. 12 oz.) ..... 19.99 ea  
K89356 case of six cans ..... 89.99 cs

### Third Gen Wheel Paint - California Gold or Nevada Silver

Ideal paint for the restoration of a variety of 80's-90's factory mag wheels on Chevrolet and Pontiac vehicles. Your choice of California Gold or Nevada Silver.

**California Gold**  
K89335 16 oz. aerosol can (net wt. 12 oz.) ..... 19.99 ea  
K89336 case of six cans ..... 89.99 cs

**Nevada Silver**  
K89345 16 oz. aerosol can (net wt. 12 oz.) ..... 19.99 ea  
K89346 case of six cans ..... 89.99 cs



## OER® Trunk Splat Paint



Restoration grade splatter paint for the discriminating restorer who wants to accurately replicate the original texture and finish in their trunk. Produced by the original manufacturer for an authentic texture and color match. These water soluble paints are designed to be applied with a paint gun and do not require a clear coat. One quart required per vehicle. Includes instructions.

*Important: Originally applied trunk splatter paint with a Binks 2100 gun with a 200 tip and a 66 fluid nozzle with an internal mix air cap.*

K86130 quart black and aqua ..... 109.99 ea  
K86131 quart gray and white ..... 109.99 ea

## OER® Underhood Detail Paint

The perfect alternative to expensive zinc phosphate plating. A variety of choices are available to correctly refinish underhood items such as hood hinges, hood latch and safety catch, carbs, pulleys, linkage, nuts, bolts, brackets, clips, screws, and more with a durable flat or non-gloss finish that mimics the appearance of zinc phosphate plating. 16 oz. aerosol can (net wt. 12 oz.).

*Note: Ships ground only. No air shipment.*

K89540 factory black ..... 19.99 ea  
K89520 dark gray ..... 19.99 ea



## OER® Clear Enamel

Provide extra durability and color depth on a variety of surfaces. OER® Clear Enamel will enhance the appearance of engine components, wheels, suspension components, and other painted and unpainted surfaces where a gloss clear top coat is desired. Withstands rust, gas, oil grease, salt and intermittent temperatures up to 400 degrees F. 16 oz. aerosol can (net wt. 12 oz.).

*Note: Ships ground only. No air shipment.*

K89265 gloss clear ..... 19.99 ea



## Binks 2100 Spray Gun

This is the style gun that was used at the factory to apply the trunk splatter paint in the correct consistency and pattern. Includes the correct fluid nozzle, needle, and air nozzle. Will spray all conventional coatings, including those with high solids. Features a forged aluminum body that has been precision machined, and brass air nozzles and knobs that are nickel-plated.

*Note: Pressure pot required & not included.*

A9250101 spray gun ..... 369.99 set  
A9250102 2 qt. pot ..... 399.99 ea  
A9250103 5' air hose ..... 45.99 ea

## Experience Spray Gun Control!

Transform your aerosol container into a versatile spray gun. Using its unique "lock-on" device, simply snap it on and spray! You'll experience better control for applying steady even coats, easy handling and comfort, all adding up to reduced fatigue. Use with paints, lubricants, cleaners, craft sprays, and more! Universal fit for most aerosols.

81005 can gun ..... 7.99 ea

# Grill Emblems



CM2076 - installed

## 1960 283 V8 Grill Emblem



Reproduction grill emblem for 1960 Impala, Bel Air, Biscayne, Brookwood, Parkwood, and Nomad models with 283 engine. Manufactured to exact factory specifications replicating the original in every detail. Featuring correct colors with a Chevrolet shield logo and gold V. Replaces original GM part #3775796.

CM2076 1960..... 108.99 ea



## 1960 Six Cylinder Grill Emblem



Reproduction grill emblem for 1960 Impala, Bel Air, Biscayne, Brookwood, Parkwood, and Nomad models with 6 cylinder engine. Manufactured to exact factory specifications replicating the original in every detail. Replaces original GM part #3775795.

CM2075 1960..... 108.99 ea



## 1960 348 V8 Grill Emblem



Reproduction grill emblem designed for 1960 Impala, Bel Air, Biscayne, Brookwood, Parkwood, and Nomad models with 348 engine. Manufactured to exact factory specifications replicating the original in every detail. Featuring correct colors with a Chevrolet Shield logo and gold V. Replaces original GM part #3775797.

CM2077 1960..... 103.99 ea



## 1961 Six Cylinder Grill Emblem



Reproduction Bow Tie emblem insert for 1960 Chevrolet Impala, Bel Air, Biscayne, Brookwood, Kingswood, Nomad, and Parkwood 6 cylinder models. Manufactured in injection molded acrylic replicating the original emblem in design, appearance, authenticity, and fitment. Features correct color that are identical to the original GM emblem. Will fit and install into chrome base (not included).

CM2100 1961..... 133.99 ea



## 1961 283 V8 Grill Emblem



Reproduction 8 cylinder 283 grill emblem originally installed on 1961 full size models.

CM2101E 1961..... 108.99 ea



## 1961 348 V8 Grill Emblem



Reproduction Bow Tie grill emblem for 1961 Chevrolet Impala, Bel Air, Biscayne, Brookwood, Kingswood, Nomad, and Parkwood models with 348 engines.

Manufactured in injection molded acrylic replicating the original emblem in design, appearance, authenticity, and fitment. Features correct color that are identical to the original GM emblem. Will fit and install into chrome base (not included).

CM2102 1961..... 108.99 ea



## 1961 Grill Emblem Bezel



Reproduction grill emblem bezel and backing plate designed for 1961 Chevrolet Impala, Bel Air, Biscayne, and full size models. Each bezel is manufactured from polished aluminum replicating the original in design and fitment. This bezel is designed to house the grill emblem. The steel backing plate secures the emblem into the bezel and attaches to the vehicle with mounting studs. Includes the mounting nuts. Emblem not included.

3779610 1961 bezel only..... 93.99 set



## 1964 Chevrolet Grill Emblem



Reproduction Chevrolet script grill emblem for 1964 Chevrolet Impala, Bel Air, and Biscayne models. Manufactured in quality die-cast zinc featuring the correct black accents. Features correctly drilled holes for application to the grill.

200041A 1964..... 37.99 ea



## 1965 Impala SS Grill Emblem



Reproductions Impala SS grill emblem for the 1965 SS Impala. Correctly manufactured to exact specifications including installation nuts for easy attachment.

200042A 1965..... 64.99 ea



## 1965 Chevrolet Grill Emblem



Quality reproduction script Chevrolet grill emblem for 1965 standard Impala and full size Chevrolet models. Includes chrome with black painted accent and correctly drilled holes for application to the grill.

200043A 1965..... 43.99 ea



## 1966 Impala SS Grill Emblem



Reproduction Chevrolet Impala SS grill emblem for 1966 Super Sport models. The Impala SS wording is located directly below the Chevrolet script as one emblem.

200044A 1966..... 53.99 ea



## 1966 Standard Grill Emblem



Reproduction grill emblem for 1966 standard models. This emblem features the script word Chevrolet with a Bow Tie below.

200045A 1966..... 48.99 ea



## 1967 Impala SS Grill Emblem



Reproduction Impala SS grill emblem designed for the 1967 models. This emblem features the word Impala with the now famous circle SS. Includes the correct retainer for easy installation.

CM2605 1967..... 108.99 ea



## 1967-68 SS 427 Grill Emblem



Reproduction SS 427 grill emblem for 1967-68 models. This popular emblem features the correct painted 427 and includes retainers and nuts for installation.

CM2600 1967..... 108.99 ea

CM2700 1968..... 120.99 ea

# Grill and Hood Emblems



## 1969 Grill Emblem

Reproduction blue Bow Tie emblem for 1969 full size models. This emblem is manufactured with a correct chrome die-cast outer bezel, injection molded blue insert, rear die-cast backing plate and a stamped steel retaining plate for installation. Features all original factory markings on rear of emblem for complete authenticity. Includes speed nuts for installation.

3953669 1969 ..... 89.99 ea



## 1969 SS Grill Emblem

Reproduction SS grill emblem for 1969 Impala SS models. Features correct mounting bracket and includes nuts for easy installation.

CM2850 1969 ..... 86.99 ea

New!



## 1972 Chevrolet Full Size Grill Emblem

Reproduction "CHEVROLET" nameplate grill emblem for 1972 Bel Air, Biscayne, Brookwood, Impala, and Townsman models. This emblem fits on left side of the front grill.

6263032 1972 "CHEVROLET" ..... 29.99 ea

New!



## 1975-76 Caprice "Chevrolet" Grill Emblem

Reproduction "Chevrolet" grill emblem for 1975-76 Caprice. Manufactured in die-cast metal, chrome-plated, and finished with black accent paint, emblem is designed to replicate the original factory part for an authentic replacement.

342389 1975-76 Caprice ..... 59.99 ea



## 1994-96 Impala SS Grill Emblem

Genuine GM replacement grill emblem for 1994-96 Impala SS models.

G3931 1994-96 Impala SS ..... 73.99 ea



CM1304



200046A

## 1958 Eight Cylinder Hood Emblem

Reproduction 1958 eight cylinder hood emblem. For restorers who desire replacement of the entire emblem assembly, choose our assembly that includes the acrylic insert and chrome bezel. If your chrome bezel is in good shape, you can buy the acrylic emblem insert separately.

CM1304 1958 assembly ..... 57.99 ea  
200046A 1958 insert only ..... 27.99 ea



200047B



200048A

## 1958 Six Cylinder Hood Emblem

Reproduction 1958 six cylinder hood emblem. For restorers who desire replacement of the entire emblem assembly, choose our assembly that includes the acrylic insert and chrome bezel. If your chrome bezel is in good shape, you can buy the acrylic emblem insert separately.

200047B 1958 assembly ..... 104.99 ea  
200048A 1958 insert only ..... 41.99 ea



## 1958 Hood V Emblem

Reproduction chrome hood V emblem for 1958 full size Chevrolet models with a V8 engine.

CX2089 1958 ..... 58.99 ea



## 1959 V Hood Emblem

Reproduction "V" hood emblem for all 1959 Chevrolet models equipped with a V8 engine. This quality reproduction features a bright chrome finish and includes fasteners.

CX2033 1959 excludes 348 ..... 59.99 ea



## 1959 348 Hood Emblem

Reproduction V-crossed flags emblem originally installed on all 1959 models with a 348 engine.

CM2028 1959 ..... 119.99 ea



## 1959 Hood Script

Reproduction Chevrolet hood script for all 1959 Chevrolet models. Quality reproduction features a bright chrome finish just like original.

CX2034 1959 ..... 51.99 ea

New!

AUTORIZED



MM2267K



5195K

## Universal Barrel Nuts - Push-On

Replacement barrel nuts used on various GM vehicles. The barrel nut is a push-on style versus the original thread cutting palnut, which will not require the removal of body panels for emblem installation. Simply install each nut into the sheet metal and push the emblem stud into the nut. The nut will secure the emblem to the metal without getting behind the fender or body panel.

### 10 Piece Sets

#### For 1/8" Emblem Stud

A13964K fits 11/64" hole - nylon ..... 6.99 set  
MM2267K fits 5/32" hole ..... 5.99 set  
11293K fits 3/16" hole with sealer ..... 5.99 set  
5195K fits 1/4" hole ..... 5.99 set

#### For 5/32" Emblem Stud

8545K fits 7/32" hole ..... 5.99 set

New!

AUTORIZED



A3400K



A10733K

## Universal Thread Cutting Nut

Replacement thread cutting palnuts used on various GM vehicles. Hex head or Hex washer head zinc-plated. Mastec sealer washers sold separately.

### 10 Piece Sets

Hex Head  
A3400K 1/8" stud size 1/4" Hex ..... 3.99 set  
A3401K 1/8" stud size 5/16" Hex ..... 3.99 set

Hex Washer Head  
A885K 3/32" stud size ..... 3.99 set  
A2896K 3/16" stud size ..... 3.99 set  
A3405K 1/4" stud size ..... 3.99 set  
A10733K 5/16" stud size ..... 3.99 set

# Hood Emblems



## 1960-61 Chevrolet Hood Letters

Reproduction highly polished C-H-E-V-R-O-L-E-T hood letter emblems for 1960-61 Chevrolet Impala, Bel Air, and Biscayne models. Manufactured in die-cast zinc to factory specifications replicating the original in design, appearance, and fitment. Will replace the old, or missing originals exactly. Replaces original GM part #3772326. 200049A 1960-61 ..... 59.99 set



## 1962 Bow Tie Hood Emblem

Reproduction Bow Tie hood emblem. Choose our assembly that includes the acrylic insert and chrome bezel. If your chrome bezel is in good shape, you can buy the acrylic emblem insert separately.

200040A 1962 assembly ..... 101.99 ea  
200050A 1962 acrylic insert only ..... 41.99 ea



## 1963 Bow Tie Hood Emblem

Reproduction Bow Tie hood emblem. Choose our assembly that includes the acrylic insert and chrome bezel. If your chrome bezel is in good shape, you can buy the acrylic emblem insert separately.

200051A 1963 assembly ..... 94.99 ea  
200052A 1963 acrylic insert only ..... 37.99 ea



## 1964 Bow Tie Hood Emblem

Reproduction Bow Tie hood emblem ready-to-install. For restorers who desire replacement of the center acrylic emblem.

B64004 1964 acrylic insert ..... 36.99 ea



## 1965 Bow Tie Hood Emblem

Reproduction Bow Tie hood emblem. Choose our assembly that includes the acrylic insert and chrome bezel. If your chrome bezel is in good shape, you can buy the acrylic emblem insert separately.

200053A 1965 assembly ..... 91.99 ea  
200054A 1965 acrylic insert only ..... 41.99 ea



## 1968 427 Red Bow Tie Emblem

Reproduction 427 red Bow Tie hood emblem in acrylic. This emblem is designed exclusively for the 427 high-performance models.

CM2721 1968 ..... 41.99 ea



## 1968 Bow Tie Emblem

Reproduction blue Bow Tie hood emblem installed on 1968 Impala models. Manufactured in quality injection molded UV acrylic replicating the original in every detail. Will replace the original GM emblems exactly. Includes mounting fasteners. Replaces original part #392688S.

CM2720 1968 ..... 41.99 ea



## 1969 Bel Air/Biscayne Hood Emblem

Reproduction "Chevrolet" script hood emblem for 1969 Chevrolet Bel Air and Biscayne models. Manufactured in die-cast zinc featuring a bright polished chrome finish replicating the original GM emblem perfectly. Replaces original GM part #3953689. Includes mounting hardware.

CM2860 1969 ..... 67.99 ea



## 1969 "Chevrolet" Hood Letter Set

These Chevrolet Impala hood letters are reproduced to exact factory specifications and is sold as a set.

CM2865 1969 ..... 81.99 set

New!

CLASSIC CARS RESTORATION



## 1976 Caprice Header Panel Emblem

Reproduction fleur-de-lis header panel emblem for 1976 Chevrolet Caprice. Manufactured in die-cast metal, chrome-plated, and finished with gold accent star burst covered in clear acrylic. The fleur-de-lis emblem is designed to replicate the original factory part for an authentic replacement.

374678 1976 Caprice ..... 79.99 ea

# Fender Emblems



## 1959 El Camino Fender Emblems

Reproduction 1959 El Camino fender emblems. Produced in the correct script font for each year, emblems are die-cast and feature a durable chrome-plated finish.  
CM4810 1959 LH and RH..... 125.99 pr



## 1962-63 283 V Fender Emblems

Reproduction "V" front fender emblem for 1962-63 Impala, Bel Air, Biscayne models with 283 engines. Each emblem is manufactured in quality die-cast zinc featuring high-quality polished chrome extensions with red, white, and blue paint scheme same as original. Sold in pairs.  
200055A 1962-63 LH and RH..... 49.99 pr



## 1962-63 327/409 Crossed Flags Emblems

Reproduction crossed flag emblem for 1962-63 Impala 327 and 409 models. Each emblem is manufactured in die-cast zinc material for an original and authentic appearance. Includes polished chrome finish with correct painted emblem coloration. Sold in pairs.  
200056A 1962-63 LH and RH..... 43.99 pr



## 1962-63 409 Fender Emblems

This reproduction emblem installed on the 1962-63 409 models.  
CM2159 1962-63 LH and RH..... 35.99 pr



## 1963 Six Cylinder Shield Fender Emblems

Reproduction 6 cylinder black shield emblem installed on 1963 models.  
CM3016 1963 LH and RH..... 70.99 pr



## 1963 Six Cylinder Shield Fender Emblems

Reproduction 6 cylinder red shield emblem installed on 1963 models.  
CM3018 1963 LH and RH..... 70.99 pr



## 1964 283 V Fender Emblems

Reproduction "V" fender emblem for 1964 Impala, full size 283 models. Each emblem is manufactured in die-cast zinc material for an original and authentic appearance. Features polished chrome finish with correct painted emblem coloration. Sold in pairs.  
200057A 1964 LH and RH..... 36.99 pr



## 1964 409 Fender Emblems

Reproduction 409 emblem installed on 1964 models.  
CM2326 1964 LH and RH..... 35.99 pr



## 1965 409 Fender Emblems

Reproduction 409 emblem installed on 1965 models.  
CM2426 1965 LH and RH..... 35.99 pr

# IMPALA

## 1965-66 "Impala" Fender Letters

Reproduction Impala fender emblem letter set for 1965-66 models. Each 6 piece letter set includes enough letters to spell out the word "Impala" on one fender. Installation hardware is included. 2 sets required per vehicle.  
200058A 1965-66 LH or RH..... 23.99 set



## 1965-66 Impala Circle Emblems

Reproduction set of circle Impala fender emblems installed on 1965-66 models. These superb reproductions are manufactured in zinc die-cast material and replicate the original in ever detail. Includes bright chrome polish finish. Sold in pairs. 1 pair required per vehicle. Includes 6 speed nuts.  
200059A 1965-66 LH and RH..... 37.99 pr



## 1965-66 Impala SS Fender Emblem

Reproduction "Super Sport" front fender emblem for 1965-66 Impala Super Sport models. Each emblem is manufactured in quality die-cast zinc replicating the original in every detail. This emblem features the proper script font with a bright chrome finish for an authentic appearance. Includes mounting hardware. Sold individually. 2 required per vehicle.  
3867735 1965-66 LH or RH..... 59.99 ea



## 1965-67 Caprice Fender Emblems

Reproduction "Caprice" emblems for 1966-67 Chevrolet Caprice models. Each emblem is manufactured in quality die-cast zinc featuring a high-quality polished chrome finish. Replaces original GM part #3876000. Includes LH and RH fender emblems. Sold in pairs.  
CM2430 1965-67 LH and RH..... 111.99 pr

# Fender Emblems



**1964-67 "V-Flag" Emblem** ⚠️

Reproduction "V" flags emblem installed on 1964-67 eight cylinder passenger models.  
3840318 1964-67 LH or RH..... 15.99 ea



**1965-66 283 Fender Emblem** ⚠️

This original 283 fender emblem installed on 1965-66 models.  
3865833 1965-66 LH or RH..... 19.99 ea



**1965-67 327 Fender Emblem** ⚠️

Reproduction 327 fender emblem installed on 1965-67 Impala models.  
3865834 1965-67 LH or RH..... 9.99 ea



**1965-67 350 Fender Emblem** ⚠️

Reproduction 350 fender emblem installed on 1965-67 Impala models.  
3905718 1965-67 LH or RH..... 11.99 ea



**1965-67 396 Turbo-Jet Emblem** ⚠️

Reproduction 396 Turbo-Jet "V-Flag" emblem installed on 1965-67 Impala models. Manufactured in quality die-cast zinc metal to original factory specifications. Features a detailed V-Flag with correctly painted red, white and black accents. Sold individually. 2 required per vehicle. Mounting hardware included.  
3867312 1965-67 LH and RH..... 24.99 ea



**1966-67 427 Turbo-Jet Fender Emblem** ⚠️

OER® reproduction "427 Turbo-Jet" fender emblem for 1966-67 full size Chevrolet models with 427 engine (except Impala SS). Features a beautiful chrome finish and correct color V-flags for an authentic appearance. Includes hardware.  
3878607 1966-67..... 49.99 ea



**1967 Impala SS Cross Flags Fender Emblem** ⚠️

Reproduction crossed flag emblem for the front fender on 1967 Chevrolet Impala SS 427 models. Manufactured in quality die-cast zinc metal to original factory specifications. Features a detailed V-Flag with correctly painted, white and black accents. Replaces V-Flag portion of OE #3904696, Casting #3899582. Sold individually. 2 required per vehicle.  
3899582 1967 Impala SS..... 29.99 ea



**1969 427 Fender Emblem** ⚠️

Reproduction 427 engine callout emblem is designed in the period correct style for 1969 Chevrolet models. Die-cast chrome-plated raised outline emblems with white painted details.  
C119 1969 LH or RH..... 19.99 ea



**1967 427 Fender Emblems** ⚠️

Reproduction 427 front fender emblem for 1966-67 full size models with 427 engines. Each emblem is manufactured in the die-cast zinc featuring red 427 numbers with a polished chrome outline. Replaces original GM part #3709626. Includes LH and RH fender emblems. Sold in pairs.  
CM2620 1967 LH and RH..... 83.99 pr



**1967 Impala SS Fender Emblems** ⚠️

Reproduction Impala SS front fender emblems for 1967 Impala Super Sport models. Each emblem is manufactured in quality die-cast zinc featuring correct black Impala lettering on a brushed chrome background with a red circular SS with chrome borders. Includes correct retainer for easy installation. Replaces original GM part #3904653. Includes LH and RH fender emblems. Sold in pairs.  
CM2619 1967 LH and RH..... 134.99 pr



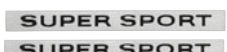
**1968 Impala Fender Emblems** ⚠️

Reproduction Impala fender emblems installed on 1968 Impala models. Each emblem is manufactured in quality die-cast zinc featuring a bright polished chrome finish. Will replace the original emblems exactly. Includes mounting fasteners. Replaces original part #3917489. Includes LH and RH fender emblems. Sold in pairs.  
CM2715 1968 LH and RH..... 77.99 pr



**1968 Custom Fender Emblems** ⚠️

Reproduction "CUSTOM" fender emblem installed on 1968 models. Sold in pairs.  
CM2717 1968 LH and RH..... 75.99 pr



**1968 Super Sport Fender Emblems** ⚠️

Reproduction "SUPER SPORT" fender emblem installed on 1968 models. Sold in pairs.  
CM2716 1968 LH and RH..... 75.99 pr

# Fender Emblems



CM4620

CM4621B

## 1969 SS Fender Emblems

Reproduction SS fender emblem installed on 1969-427 models. 2 pairs of SS emblems required per vehicle. Available in your choice of white or black lettering.

Note: Black is a custom color.

CM4620 1969 white lettering..... 44.99 pr  
 CM4621B 1969 black lettering..... 46.99 pr



## 1969 Impala Fender Emblems

Reproduction Impala front fender emblem for 1969 Impala models. Each emblem is manufactured in die-cast zinc featuring factory correct polished chrome-plating matching the original design, appearance, and fitment. Replaces original GM part #3953657. Includes mounting hardware. Sold in pairs.

CM2879 1969 LH and RH..... 105.99 pr

New!

RESTORATION



## 1974-75 Impala Fender Emblem

OER® reproduction Impala script fender emblem for 1974-75 Impala models. This emblem fits on left or right side on the front fenders.

6260499 1974-75 Impala..... 49.99 ea



## 1969-70 350 Fender Emblems

Reproduction 350 fender emblems installed on 1969-70 models.

CM4651 1969-70..... 74.99 pr



## 1969-72 400 Fender Emblems

Reproduction 400 fender emblems installed on 1969-72 models.

CM4652 1969-72..... 74.99 pr



## 1970-72 454 Fender Emblems

Reproduction 454 fender emblems installed on 1970-72 models.

CM2820 1970-72..... 76.99 pr



FE383



FE454



FE502



FE572

## Custom V-Flag Fender Emblem

Your vehicle is an extension of you, and your personality. You have customized everything from the interior, to the paint job, to the engine. You can show exactly what size engine is under the hood. These are really cool V-flag emblems with various engine sizes, 383, 427, 454, 502, and 572. Sold as each.

Note: Drilling may be required. When used to replace factory emblems, holes may need to be filled.

FE383 383..... 36.99 ea  
 FE427 427..... 36.99 ea  
 FE454 454..... 36.99 ea  
 FE502 502..... 36.99 ea  
 FE572 572..... 36.99 ea

## Dick Harrell Metal Fender Emblem

This beautiful emblem was put on cars in various locations depending on the build.

Features red, white and blue colors with chrome accents and the correct grain texture as original. This die-cast zinc emblem measures 4" x 1-1/2" and attaches with two pins on the reverse side. Includes mounting hardware.

DH1018..... 59.99 ea



K424

## Emblem Thread Cutting Nut Set

OER® replacement thread cutting palnuts/speed nuts used on various emblem or cast extensions with 5/16" mounting studs. Hex washer head, zinc chromate (gold iridescent) plated. These thread cutting nuts can be utilized for many items that do not include attaching nuts.

Fits 5/16" Stud Size

K423 4 piece..... 5.99 set  
 K424 8 piece..... 9.99 set



11502547

11501047



11502547 - installed

## Universal Thread Cutting Nuts with Sealer

OER® replacement thread cutting palnuts/speed nuts used on various emblem mounting studs. Features pliable sealant type gasket attached to nut. Hex washer head with sealer, zinc-plated.


Fits 1/8" Stud Size

11502547 1/8" individual..... 1.79 ea  
 11502547K 1/8" 10 piece set..... 13.99 set

Fits 3/16" Stud Size

11501047 3/16" individual..... 1.49 ea  
 11501047K 3/16" 10 piece set..... 13.99 set

New!



06377

## Scotch Mount Attachment Tape

Closed cell foam tape coated on both sides with a pressure sensitive adhesive. Designed for attaching trim moldings, emblems and other articles where high internal strength is required.

06377 1/2" x 20 yards..... 44.99 ea  
 06378 7/8" x 20 yards..... 74.99 ea

New!



## Quick Set Auto Epoxy

This fast curing, non shrinking, colorless epoxy comes in a convenient 2 part dispensing syringe. Bonds most rigid materials and resists most solvents. Versatile and shock resistant. For use with auto trim moldings, ornaments, emblems, knobs, etc.

S81787 1 fl. oz..... 4.99 ea

# Quarter Panel Emblems

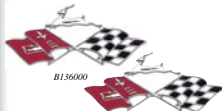


## 1958-60 Impala Quarter Panel Emblems

Reproduction "Impala" emblems for 1958-60 models. These superb reproductions are manufactured in zinc die-cast material and replicate the original in every detail. Features a bright chrome polished finish.

Note: \*2 sets required per vehicle.

B137000	1958	.....	61.99	pr
CM2040*	1959	.....	56.99	ea
200062A	1960	.....	57.99	pr



## 1958-61 Cross Flags Quarter Emblems

Reproduction crossed flags emblems for 1958-61 Impala models. Manufactured in zinc die-cast material replicating the originals in every detail. Contoured to fit each vehicle specifically. Sold in pairs.

B136000	1958	chrome	.....	35.99	pr
200060A	1959	gold	.....	109.99	pr
200061A	1960	gold	.....	98.99	pr
B138000	1961	chrome	.....	34.99	pr



## 1961 SS Quarter Panel Emblems

Intricate reproduction quarter panel emblem for SS models. Reproduced using correct manufacturing techniques resulting in the highest quality emblem available anywhere! Sold in pairs.

CM2127	1961	LH and RH	.....	288.99	pr
--------	------	-----------	-------	--------	----



## 1961-62 Impala Quarter Panel Emblems

Reproduction Impala script quarter panel emblem for 1961-62 models. Manufactured in zinc die-cast material replicating the original in every detail. Features a bright chrome polished finish. Sold in pairs.

200063A	1961	LH and RH	.....	35.99	pr
200064A	1962	LH and RH	.....	39.99	pr



## 1962 Circled Impala Quarter Emblems

Reproduction Impala circled style quarter panel emblem for 1962 models. Sold in pairs.

3822641	1962	LH and RH	.....	39.99	pr
---------	------	-----------	-------	-------	----



## 1962 Circled Impala Quarter Emblems

Reproduction Impala circled style SS quarter panel emblem for 1962 models. Sold in pairs.

3813889	1962	LH and RH	.....	41.99	pr
---------	------	-----------	-------	-------	----



## 1962 Bel Air Quarter Emblems

Reproduction Bel Air quarter panel emblem for 1962 models. Sold in pairs.

CM2176	1962	LH and RH	.....	103.99	pr
--------	------	-----------	-------	--------	----



## 1963 Impala Quarter Emblems

Reproduction Impala quarter panel emblem for 1963 models. Sold in pairs.

3832299	1963	LH and RH	.....	36.99	pr
---------	------	-----------	-------	-------	----



## 1963 Impala SS Quarter Emblems

Reproduction Impala SS emblems installed on the rear quarter panel of all 1963 Impala models with the Super Sport option. Manufactured in quality die-cast zinc metal including correct mounting studs that replicate the original in quality, fitment and appearance. This emblem features the correct circular Impala insignia along with the SS emblem in a chrome outline with red accents. Mounting hardware included. Sold in pairs.

3827300	1963	LH and RH	.....	46.99	pr
---------	------	-----------	-------	-------	----



## 1963 Impala Quarter Letters

Reproduction Impala quarter panel letters for 1963 models. Each 6 piece letter set includes enough letters to spell out the word "Impala" on one fender. Installation hardware is included. 2 sets required per vehicle.

200066A	1963	LH or RH	.....	21.99	set
---------	------	----------	-------	-------	-----



## 1964 Impala Quarter Letters

Reproduction Impala quarter panel letters for 1964 models. Each 6 piece letter set includes enough letters to spell out the word "Impala" on one fender. Installation hardware is included. 2 sets required per vehicle.

200067A	1964	LH or RH	.....	19.99	set
---------	------	----------	-------	-------	-----



## 1964 Circled Impala Quarter Emblems

Reproduction Impala quarter panel letters for 1964 models. Sold in pairs.

3852381	1964	LH and RH	.....	34.99	pr
---------	------	-----------	-------	-------	----



## 1964 Impala SS Quarter Panel Emblems

OER® reproduction quarter panel emblems for 1964 Impala Super Sport models. Features beautiful chrome finish and correct red SS lettering. Includes hardware.

3851724	1964	LH and RH	.....	41.99	pr
---------	------	-----------	-------	-------	----



# Quarter/Rear Panel Emblems



## 1967 Impala Circle Quarter Emblems

Reproduction Impala circle installed on the quarter panel. Sold in pairs.

CM2645 1967 LH and RH..... 83.99 pr



## 1967 Impala Script Quarter Emblems

Reproduction Impala script style emblem installed on the quarter panel.

200068A 1967 LH and RH..... 68.99 pr



G4069

## 1994-96 Impala SS Quarter Panel Emblem

Genuine GM replacement quarter panel emblems for your 1994-96 Impala SS model. These are the "Impala SS" emblems installed near the rear of the quarter panels. Fits LH or RH side of the vehicle.


G4069 1994-96 black..... 124.99 ea  
G5826 1995-96 drk grn metallic.. 111.99 ea  
G5827 1995-96 black cherry..... 111.99 ea



## 1974-76 Caprice Quarter Panel Emblem

OER's reproduction 1974-76 Caprice Classic quarter panel emblem. This emblem fits on left or right side on hardtop or convertible models. 2 required.

9633484 1974-76 LH or RH..... 24.99 ea



G4071

G4070

## 1994-96 Impala SS Quarter Emblem

Genuine GM replacement quarter panel emblems for your 1994-96 Impala SS model. These are the Impala SS logo emblems installed behind the rear quarter windows.

G4070 1994-96 LH..... 77.99 ea  
G4071 1994-96 RH..... 77.99 ea



## 1965-66 Caprice Sail Panel Emblems

Reproduction Caprice roof or sail panel emblem for use with 1966 Chevrolet Caprice models. This emblem is manufactured to original factory specifications replicating the original emblem exactly. Mounting hardware is included. Replaces original GM part number # 3884030. Sold in pairs.

Note: May require repair of two holes for mounting pins.

CM2475 1965-66 LH and RH..... 87.99 pr



## 1977-85 Caprice Sail Panel Emblem

Reproduction quarter panel emblem for 1975-76 Caprice models. Manufactured in die-cast metal, chrome-plated, and finished with black accent paint, emblem is designed to replicate the original factory part for an authentic replacement. Installs at the top of the quarter on the sail panel on each side of the vehicle. Features self-adhesive, peel and stick backing for ease of installation.

20079927 1977-85 6-1/2"..... 39.99 ea



## 1986-90 Caprice Brougham Roof Emblem

Reproduction Caprice Crest with Brougham script roof panel emblem for 1986-90 Chevrolet Caprice Brougham LS models. Manufactured in die-cast metal, chrome plated, and finished with black accent paint, each emblem features clear acrylic over a gold tone starburst within the crest. Replicates the original factory part for an authentic replacement. Sold individually. Two required per vehicle. Mounts on vehicle with studs and barrel nuts or with peel-and-stick self adhesive 3M mounting tape.

EM1010P 1986-90 stud mount..... 34.99 ea  
20675369 1986-90 self-adhesive..... 34.99 ea



IM12182



CM2088

## 1958-60 Chevrolet Trunk V Emblems

Reproduction trunk "V" emblem for 1958 passenger car and 1960 full size and El Camino models. Precision die-cast and triple chrome-plated for long-life.

IM12182 1958 chrome..... 84.99 ea  
CM2088 1960 chrome..... 103.99 set



CM2140



CM2126

## 1961 283 Trunk Lid V Emblem

Correct reproduction trunk lid "V" emblem assemblies for 1961 full size models. The emblem assembly includes the insert and bezel base for instant replacement.

CM2140 1961 with 348..... 107.99 ea  
CM2126 1961 SS models..... 288.99 ea



B158000



B153500



200071A



200073A



4227044

## 1958-69 Chevrolet Rear Panel Emblem

Reproduction Chevrolet rear panel emblems for 1958-69 models. It features triple chrome-plating for a long-lasting, bright finish.

B158000 1958 all models..... 26.99 ea  
B153500 1962 Biscayne models..... 64.99 ea  
B153500 1962 Bel Air models..... 64.99 ea  
200071A 1964 C-H-E-V-R-O-L-E-T 23.99 set  
200073A 1965 SS models..... 58.99 ea  
4227044 1966 all models..... 75.99 ea  
CM2670 1967 all models..... 77.99 ea  
4227044 1968 all models..... 75.99 ea  
CM2886 1969 all models..... 49.99 ea

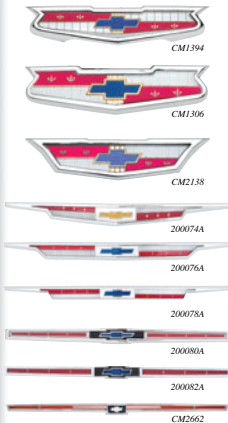


## 1960 348 V8 Crossed Flags Rear Emblem

Reproduction Crossed Flags emblem set for 1960 Impala, Bel Air, Biscayne, El Camino, Brookwood, Parkwood, and Nomad models. Manufactured in die-cast zinc material replicating the original emblem in design, appearance, fitment, and authenticity. Often faded or missing, this crossed flags emblem was originally applied to the rear of 1960 models equipped with a 348 V8 engine.

200065A 1960..... 35.99 ea


# Rear Emblems



## 1958-67 Bow Tie Trunk Emblem

Reproduction Bow Tie trunk emblem for 1958-67 passenger/full size models. For restorers who desire replacement of the entire emblem assembly, choose our assembly that includes the acrylic insert and chrome bezel. Or, if your chrome bezel is in good shape, you can buy the acrylic insert separately.

Insert and Chrome Bezel	
CM1394	1958 6 cylinder..... 120.99 ea
CM1306	1960 6 cylinder..... 57.99 ea
CM2091	1960 with 283..... 95.99 ea
CM2138	1961 6 cylinder..... 85.99 ea
CM2138	1961 with 283..... 85.99 ea
200074A	1962 except SS..... 88.99 ea
200076A	1963..... 71.99 ea
200078A	1964..... 108.99 ea
200080A	1965..... 104.99 ea
200082A	1966..... 108.99 ea
CM2662	1967 exc. Caprice..... 122.99 ea



Acrylic Inserts Only	
200069A	1958 6 cylinder..... 37.99 ea
CM2049	1959..... 65.99 ea
CM1302	1960 6 cylinder..... 32.99 ea
CM2090	1960 with 283..... 53.99 ea
CM2137	1961 6 cylinder..... 49.99 ea
CM2137	1961 with 283..... 49.99 ea
200075A	1962..... 37.99 ea
200077A	1963..... 37.99 ea
200079A	1964..... 37.99 ea
200081A	1965..... 37.99 ea
200083A	1966..... 37.99 ea
CM2660	1967..... 65.99 ea



## 1959 El Camino Tailgate Emblem

Restore the aesthetics of your 1959 El Camino rear end by replacing the original tailgate emblem with this quality reproduction. Each emblem is manufactured in quality UV stabilized acrylic ensuring no fading or hazing. Featuring correct red and white coloring with a blue bow tie in the center. Replaces original GM part #3758397.

CM4800	1959..... 70.99 ea
--------	--------------------



## 1966 Caprice By Chevrolet Rear Emblem

Reproduction "Caprice by Chevrolet" trunk emblem for 1966 Caprice and Caprice station wagon models. Manufactured in die-cast zinc replicating the original one piece design. Features chrome "Caprice" script with wording "by Chevrolet" in brushed chrome with black accent paint. Replaces original GM part #4227048. Includes mounting hardware. For use on trunk lid and tailgate for station wagon models. Sold individually.

CM2571	1966..... 78.99 ea
--------	--------------------



## 1962 SS Trunk Lid Emblem

This is a reproduction 1962 Impala SS rear trunk lid emblem. Features "Impala SS" on chrome background. 3813890 1962..... 46.99 ea



## 1964-69 Impala SS Rear Emblem

Reproduction 1964-69 Impala Super Sport emblems installed on the rear panel. Fits as original and provides an authentic appearance.

200070A	1964 Impala SS..... 37.99 ea
200072A	1965 Impala SS..... 44.99 ea
CM2568	1966 2 piece..... 136.99 ea
CM2569	1966 1 piece..... 106.99 ea
CM2669	1967 Impala SS..... 71.99 ea
CM2725	1968 Impala Super Sport..... 86.99 ea
14047	1968 SS-427..... 19.99 ea
CM2885	1969 SS..... 75.99 ea



## Plastic Emblem & Trim Adhesive

An excellent clear adhesive designed for bonding and minor repairs on vinyl molding, interior trim, plastic, and metal ornaments. Bonds metal emblems, rigid plastic parts, taillight lenses and vinyl trim strips. It dries quickly and is resistant to water, heat, and fuels. 03601 1 oz. tube..... 6.99 ea



# Custom Exterior Emblems



14571



14583



14597

## Laser Cut Fender Emblem

High-quality, laser cut stainless steel emblems designed to enhance the appearance of your vehicle. All stainless steel emblems allow your vehicle to stand out in a crowd. Attach with 3M adhesive tape.

### Polished Stainless Steel Emblems - Letters Connected

14571	LT1	LH or RH	33.99ea
14583	LS1	LH or RH	33.99ea
14572	LS2	LH or RH	33.99ea
14597	SS	LH and RH	51.99pr



solid Bow Tie



outline Bow Tie

## Bow Tie Emblem

Customize your vehicle with this polished stainless steel emblem that attaches with high-quality 3M adhesive tape.


14581	solid Bow Tie	22.99 ea
14582	outline Bow Tie - 3-1/4"	22.99 ea
14598	outline Bow Tie - 7"	34.99 ea



## SS Rear Panel Emblem

The precision laser cut, one-piece SS rear panel emblem for your Super Sport models glistens with unsurpassed quality. Customize your vehicle with this polished stainless steel emblem that attaches with high-quality 3M adhesive tape.

14596	individual	51.99 ea
-------	------------	----------



## Custom Adhesive Back Number

Announce the engine size on your Chevrolet with these chrome-plated, die-cast numerals. All of these numerals have a strong self-adhesive back with no studs, so there is no need to drill holes in your vehicle. Can be used for the fender, quarter panel, rear panel, roof panel or virtually anywhere there's a surface. Available in black, white, or red painted recess.

Note: Each number is 5/8" tall by varying widths (approximately 1-1/2" wide).

### Black Numerals

CMS185D	# 2	22.99 ea
CMS185E	# 3	22.99 ea
CMS185A	# 4	22.99 ea
CMS185B	# 5	22.99 ea
CMS185F	# 6	22.99 ea
CMS185G	# 7	22.99 ea
CMS185J	# 8	22.99 ea
CMS185H	# 9	22.99 ea
CMS185C	# 0	22.99 ea

### White Numerals

CMS186D	# 2	22.99 ea
CMS186E	# 3	22.99 ea
CMS186A	# 4	22.99 ea
CMS186B	# 5	22.99 ea
CMS186F	# 6	22.99 ea
CMS186G	# 7	22.99 ea
CMS186J	# 8	22.99 ea
CMS186H	# 9	22.99 ea
CMS186C	# 0	22.99 ea

### Red Numerals

CMS188D	# 2	22.99 ea
CMS188E	# 3	22.99 ea
CMS188A	# 4	22.99 ea
CMS188B	# 5	22.99 ea
CMS188F	# 6	22.99 ea
CMS188G	# 7	22.99 ea
CMS188J	# 8	22.99 ea
CMS188H	# 9	22.99 ea
CMS188C	# 0	22.99 ea



14561

## Cowl Hood/Universal Emblems

Let the world see just how many cubes are lurking under your hood with these engine size emblems to customize your cowl induction hood! Show your engine size with these exceptional laser cut polished stainless steel emblems that attach with 3M adhesive tape. Sold in pairs.

14553	302	54.99 pr
14554	327	54.99 pr
14555	350	54.99 pr
14556	383	54.99 pr
14557	396	54.99 pr
14558	400	54.99 pr
14559	406	54.99 pr
14561	427	54.99 pr
14562	434	54.99 pr
14563	442	54.99 pr
14564	454	54.99 pr
14565	502	54.99 pr
14566	540	54.99 pr
14567	572	54.99 pr



C38364

C50264



C38369



C57269



C38370



C50271

## Custom Engine Designation Emblems

These emblems are designed in authentic looking vintage lettering styles. Feature a variety of engine sizes not offered by the factory back in the day, but common by today's high-performance engine standards. These emblems are either stud mount or tape mount as noted. Some drilling and/or filling of stock mounting holes on vehicle may be required for custom installation. Perfect for crate engine equipped vehicles.

### 1964-67 Early Style

C38364	383	stud mount	35.99 pr
C50264	502	stud mount	35.99 pr
C57264	572	stud mount	35.99 pr

### 1968-81 Classic Style

C38368	383	stud mount	29.99 pr
C50268	502	stud mount	39.99 pr

### 1969-74 Block Style

C38369	383	stud mount	59.99 pr
C50269	502	stud mount	59.99 pr
C57269	572	stud mount	59.99 pr

### 1970-74 Slanted Style

C38370	383	stud mount	59.99 pr
C50270	502	stud mount	59.99 pr

### 1970-75 Block Style with Black Background

C50270A	502	stud mount	59.99 pr
C50271	502	tape mount	59.99 pr



## 1958-66 Fender Skirt Star

This star is a custom exterior trim accessory to dress-up your fender skirts. This quality reproduction is cast metal and chrome-plated with 2 studs to mount to your fender skirts or anywhere you like. Sold individually. Mounting nuts included.

CX1872	1958-66	16.99 ea
--------	---------	----------

## Instant Gel Adhesive

Quick drying instant gel adhesive is great for all minor automotive adhesions. This strong bonding gel is great for loose interior trim, emblems, chrome trim, and other items requiring fast and safe bonding.



G5231	2 grams	3.99 ea
-------	---------	---------



WARNING: Cancer and Reproductive Harm - www.P65Warnings.ca.gov

EMBLEMS & DECALS

# Restoration Decals

## Make a Big Statement with Die-Cast Air Cleaner Emblems!

Install these beautiful chrome-plated die-cast emblems for an upscale custom look for your big block Impala! These emblems capture the appearance of the air cleaner decals originally installed on big block vehicles of the era. Manufactured from die-cast metal, these colorful triple-chrome-plated emblems are specifically designed to fit the contours of the stock 1967-73 big block 14" diameter open element air cleaner lid. Installation is simple! Each emblem is adhesive backed for simple "peel-and-stick" application.



### Die-Cast Crossed Flags Air Cleaner Emblem

These quality die-cast air cleaner emblems are similar in shape and size to the crossed flag decal used on the air cleaners of various big block equipped vehicles of the era. Designed with modern adhesive backing for simple, secure application to our open element air cleaner lid.

**Note:** This emblem is designed to fit 1967-73 open element air cleaner for big block engines. May not fit other air cleaner lids.

- 3874908 396 crossed flags emblem... 6.99 ea
- 3874909 427 crossed flags emblem... 6.99 ea
- 3874910 454 crossed flags emblem... 6.99 ea
- 3874911 502 crossed flags emblem... 6.99 ea



### Die-Cast Turbo-Jet Horsepower Emblem

These quality die-cast air cleaner emblems are similar in shape and size to the TURBO-JET decal used on the air cleaners of various big block equipped vehicles of the era. Designed with modern adhesive backing for simple, secure application to our open element air cleaner lid.

**Note:** This emblem is designed to fit 1967-73 open element air cleaner for big block engines. May not fit other air cleaners.

- 3874912 375 HP Turbo-Jet emblem 49.99 ea
- 3874913 400 HP Turbo-Jet emblem 49.99 ea
- 3874914 425 HP Turbo-Jet emblem 49.99 ea
- 3874915 450 HP Turbo-Jet emblem 49.99 ea



### 1958-61 Fuel Injection Service

Reproduction air cleaner decal for 1958-61 models with fuel injection. Made in USA.  
DC327 1958-61..... 8.99 ea



DC436



DC1057

### 1958-66 Service Instructions

Reproduction air cleaner service instruction decals for models listed below. Made in USA.

- DC48 1958-61 6 cyl..... 8.99 ea
- DC1057 1958-66 oil bath..... 8.99 ea
- DC498 1961-62 409 2 x 4 carbs... 8.99 ea
- DC501 1958 & 62 with 283/348... 8.99 ea
- DC436 1959-61 w/283/348 4 bbl 8.99 ea
- DC699 1958-61 w/348 tri-power... 8.99 ea



DC438



DC646

### 1963-68 Air Cleaner Service Instructions

Reproduction air cleaner service instruction decal for models listed below. Made in USA.

- DC668 1963-65 327/250..... 8.99 ea
- DC824 1963-64 327/300..... 8.99 ea
- DC724 1964-65 6 cylinder..... 8.99 ea
- DC702 1965 396/375..... 8.99 ea
- DC189 1963-65 with 2V..... 8.99 ea
- DC188 1963-65 with 4V..... 8.99 ea
- DC438 1965 283/195..... 8.99 ea
- DC718 1966-67 327/275..... 8.99 ea
- DC909 1966-67 250/155..... 8.99 ea
- DC435 1965-66 283/220..... 8.99 ea
- DC1069 1967 250/155..... 8.99 ea
- DC516 1967 283/195..... 8.99 ea
- DC1344 1967 396/375..... 8.99 ea
- DC1059 1968 307/200..... 8.99 ea
- DC646 1968 327/275..... 8.99 ea
- DC1028 1968 396/325..... 8.99 ea



DC1



DC3

### Crossed Flag Air Cleaner Decal

Correct reproductions air cleaner decals installed on early big block Chevrolet engines. Made in USA.

- DC178 409 crossed flags..... 9.99 ea
- DC367 409 flag 340 HP..... 9.99 ea
- DC284 409 flag 400 HP..... 9.99 ea
- DC283 396 flag 375 HP before 02/15/65 9.99 ea
- DC295 396 flag 450 HP before 02/15/65 9.99 ea
- DC1 396 crossed flags after 2/15/65... 7.99 ea
- DC2 427 crossed flags..... 8.99 ea
- DC581 400 crossed flags..... 7.99 ea
- DC616 402 crossed flags..... 7.99 ea
- DC3 454 crossed flags..... 7.99 ea
- DC1381 502 crossed flags..... 7.99 ea



DC108

### 6 Cylinder Air Cleaner Decal

Air cleaner decal for early Impala models with 6 cylinder engines. Made in USA.

- DC181 153 Turbo-Thrift..... 8.99 ea
- DC377 153 Turbo-Thrift 90 HP... 6.99 ea
- DC182 194 High-Thrift..... 6.99 ea
- DC292 194 High-Thrift 120 HP... 8.99 ea
- DC183 230 Turbo-Thrift..... 6.99 ea
- DC184 250 Turbo-Thrift..... 6.99 ea
- DC108 230 Turbo-Thrift 140 HP... 6.99 ea
- DC211 250 Turbo-Thrift rectangular 8.99 ea
- DC580 250 Turbo-Thrift 145 HP... 8.99 ea
- DC109 250 Turbo-Thrift 155 HP... 6.99 ea



DC12

### Turbo-Jet Decal

- DC11 Turbo-Jet 427 3x2 400 HP... 8.99 ea
- DC12 Turbo-Jet 427 3x2 435 HP... 8.99 ea

# Restoration Decals



## Small Block Air Cleaner Decal

This is one of the most common decals found on early Impala models. These decals can be found on all early model Chevrolet small block engines. Applies to the air cleaner lid. Made in USA.

DC572	283	Turbo-Fire	8.99 ea
DC136	283	Turbo-Fire	170 HP... 6.99 ea
DC51	283	Turbo-Fire	195 HP... 7.99 ea
DC76	302	Turbo-Fire	290 HP... 8.99 ea
DC654	305	Turbo-Fire	8.99 ea
DC573	307	Turbo-Fire	8.99 ea
DC124	307	Turbo-Fire	175 HP... 6.99 ea
DC334	307	Turbo-Fire	200 HP... 6.99 ea
DC574	327	Turbo-Fire	8.99 ea
DC165	327	Turbo-Fire	185 HP... 6.99 ea
DC94	327	Turbo-Fire	210 HP... 6.99 ea
DC118	327	Turbo-Fire	230 HP... 6.99 ea
DC286	327	Turbo-Fire	235 HP... 6.99 ea
DC156	327	Turbo-Fire	250 HP... 6.99 ea
DC81	327	Turbo-Fire	275 HP... 7.99 ea
DC4	327	Turbo-Fire	300 HP... 7.99 ea
DC33	327	Turbo-Fire	325 HP... 8.99 ea
DC5	327	Turbo-Fire	350 HP... 7.99 ea
DC575	350	Turbo-Fire	8.99 ea
DC378	350	Turbo-Fire	250 HP... 6.99 ea
DC287	350	Turbo-Fire	240 HP... 6.99 ea
DC167	350	Turbo-Fire	245 HP... 7.99 ea
DC97	350	Turbo-Fire	250 HP... 6.99 ea
DC379	350	Turbo-Fire	255 HP... 6.99 ea
DC6	350	Turbo-Fire	270 HP... 8.99 ea
DC289	350	Turbo-Fire	285 HP... 6.99 ea
DC84	350	Turbo-Fire	295 HP... 8.99 ea
DC7	350	Turbo-Fire	300 HP... 7.99 ea
DC157	350	Turbo-Fire	325 HP... 6.99 ea
DC8	350	Turbo-Fire	330 HP... 6.99 ea
DC9	350	Turbo-Fire	350 HP... 8.99 ea
DC98	350	Turbo-Fire	360 HP... 6.99 ea
DC85	350	Turbo-Fire	370 HP... 7.99 ea
DC576	400	Turbo-Fire	6.99 ea
DC302	400	Turbo-Fire	255 HP... 6.99 ea
DC155	400	Turbo-Fire	300 HP... 8.99 ea



## Big Block Air Cleaner Decal

Reproduction Turbo-Jet decals installed on high-reproduction vehicles. We offer a variety of different horsepower ratings for various Chevrolet models. These decals were usually installed directly below the crossed flag decal on the air cleaner. Made in USA.

DC290	265 HP	Turbo-Jet	6.99 ea
DC10	325 HP	Turbo-Jet	7.99 ea
DC149	335 HP	Turbo-Jet	7.99 ea
DC291	345 HP	Turbo-Jet	6.99 ea
DC102	350 HP	Turbo-Jet	6.99 ea
DC166	355 HP	Turbo-Jet	6.99 ea
DC113	360 HP	Turbo-Jet	7.99 ea
DC103	375 HP	Turbo-Jet	8.99 ea
DC105	300 HP	Turbo-Jet	8.99 ea
DC13	365 HP	Turbo-Jet	8.99 ea
DC150	385 HP	Turbo-Jet	6.99 ea
DC24	390 HP	Turbo-Jet	6.99 ea
DC25	400 HP	Turbo-Jet	7.99 ea
DC26	425 HP	Turbo-Jet	7.99 ea
DC27	450 HP	Turbo-Jet	7.99 ea
DC28	460 HP	Turbo-Jet	6.99 ea



1968-80 Keep your GM car all GM Decal

This decal applies to the side of the air cleaner base and indicates "Keep your GM car all GM" Each decal is pressure sensitive with a "peel and stick" backing. Simply remove the backing and apply the decal to the side of the air cleaner base. Location of the decal will vary depending on the year. Made in USA.

*Note: Open element air cleaners did not use this decal.*

DC1043	1968	230/250 MT	8.99 ea
DC104	1968	307	6.99 ea
DC1044	1968	230/250 AT	8.99 ea
DC1033	1969	350/255 HP	8.99 ea
DC403	1969	350/300 HP	8.99 ea
DC104	1969	307	6.99 ea
DC145	1969	350/250 HP	6.99 ea
DC52	1969	250/155 HP	8.99 ea
DC385	1969	350/300 HP	8.99 ea
DC1045	1970	250	8.99 ea
DC903	1970	350/250 HP	8.99 ea
DC1064	1972	250	8.99 ea
DC304	1972	350-4V	6.99 ea
DC476	1973	350-4V	6.99 ea
DC1147	1973	350-2V	8.99 ea
DC1235	1976	250	8.99 ea
DC138	1976	305	6.99 ea
DC387	1977-79	250	8.99 ea
DC764	1979	305	8.99 ea
DC949	1980	305	8.99 ea
DC1278	1968	396/325-CQ	8.99 ea
DC1278	1968	427/385-CQ	8.99 ea
DC197	1971	350/270-CR	6.99 ea
DC804	1971	396/300-CJ	6.99 ea
DC1313	1974	350-DP	8.99 ea



## 1980-86 Diesel Starting Notice Decal

The restoration professionals at Classic Industries® know how badly you want to finish fixing up that early 80's GM diesel and get back on the road! Now you can recreate a showroom new look for a great 80's retro look and feel with this authentic reproduction decal! Made in USA.

DC1041	1980-86	notice	8.99 ea
--------	---------	--------	---------



## Delco Battery Decal

This is a reproduction of the Delco battery decal for Chevrolet vehicles with a dry charge battery. Made in USA.

B5055	Delco battery decal	11.99 ea
-------	---------------------	----------



## Delco OE Battery Decal

This sticker certifies all full size Chevrolet models equipped with Delco batteries. Made in USA.

DZ277	Delco OE battery	9.99 ea
-------	------------------	---------



## 1959-66 Caution Battery Decal

Replaces worn, damaged or missing factory installed original sticker. Made in USA.

DC1306	1959-60	battery danger	8.99 ea
DC890	1962-63	caution battery	8.99 ea
DC322	1964-66	caution battery	8.99 ea



## 1980-85 Diesel Glow Plug Caution Decal

This important information tag, often worn or missing from numerous visits to the mechanic for engine swaps, recaptures the manufacturer's original warning. Made in USA.

DC1040	1980-85	notice	9.99 ea
--------	---------	--------	---------



## Plastic Detailing Scraper

This 4 side edge, 4 different angle corner plastic razor blade scraper can be used for many detailing jobs. For use on most surfaces, excellent for removing unwanted decals, tags, pin stripes, tar, sap, or adhesive. For best results spray contained area with appropriate liquid remover and gently scrape away. Measures: 1" x 3" x 2-1/2".

KR9830A	pack of 12	10.99 set
---------	------------	-----------

# Restoration Decals

Restore your Impala to it's original condition with Classic Industries® reproduction valve cover decals. Each decal is reproduced to exact dimensions. The larger valve cover decals have a blue backing for easy application. The smaller decals are a water based application. We carry

a large variety of early Chevrolet valve cover decals for most engine sizes. See listing below for current availability. Always be sure to clean the entire surface before applying decals to valve covers.



DC366



DC363



DC303

**USA** Super/Hi-Thrift Decal

DC366	153	Super-Thrift.....	8.99 ea
DC363	194	Hi-Thrift.....	6.99 ea
DC303		Hi-Thrift (59-61).....	8.99 ea



DC848



DC843

**USA** Black and Gold Valve Cover Decal

Exact reproductions black and gold valve cover decals for early Impala engines. Simply moisten and apply to valve cover. Made in USA.

Note: \* Peel and stick decal.

DC848	170 HP	black/gold.....	7.99 ea
DC849	185 HP	black/gold.....	6.99 ea
DC850	195 HP	black/gold.....	6.99 ea
DC229	210 HP	black/gold.....	6.99 ea
DC843	220 HP	black/gold.....	6.99 ea
DC844	230 HP	black/gold.....	6.99 ea
DC318	230 HP	black/gold.....	6.99 ea
DC845	245 HP	black/gold.....	6.99 ea
DC228	250 HP	black/gold.....	6.99 ea
DC846	260 HP	black/gold.....	6.99 ea
DC847	270 HP	black/gold.....	7.99 ea
DC227	275 HP	black/gold.....	7.99 ea
DC837	280 HP	black/gold.....	7.99 ea
DC838	290 HP	black/gold.....	7.99 ea
DC223	300 HP	black/gold.....	7.99 ea
DC839	305 HP	black/gold.....	6.99 ea
DC335	315 HP	black/gold.....	7.99 ea
DC840	320 HP	black/gold.....	6.99 ea
DC841	335 HP	black/gold.....	7.99 ea
DC224	340 HP	black/gold.....	6.99 ea
DC842	345 HP	black/gold.....	6.99 ea
DC707	350 HP	black/gold.....	7.99 ea
DC294	360 HP	black/gold.....	6.99 ea
DC307	365 HP	black/gold.....	6.99 ea
DC226	375 HP	black/gold.....	7.99 ea
DC146	380 HP	black/gold.....	6.99 ea
DC823	400 HP	black/gold.....	7.99 ea
DC147	409 HP	black/gold.....	6.99 ea



DC119



DC114

**USA** Turbo-Fire Decal

Note: \* Silver and black.

DC119	283	Turbo-Fire	6.99 ea
DC221	283	Turbo-Fire 195 HP ....	6.99 ea
DC222	283	Turbo-Fire 220 HP ....	6.99 ea
DC36	327	Turbo-Fire 275 HP ....	6.99 ea
DC34	327	Turbo-Fire 300 HP ....	8.99 ea
DC114	327	Turbo-Fire 350 HP ....	8.99 ea
DC114S*	327	Turbo-Fire 350 HP ...	6.99 ea
DC125	409	Turbo-Fire.....	8.49 ea
DC300	396	Turbo-Fire 325 HP ....	6.99 ea
DC63	327	Turbo-Fire.....	6.99 ea



DC215

**USA** Turbo Thrift Decal

DC213	230	Turbo Thrift 125 HP..	6.99 ea
DC214	230	Turbo Thrift 140 HP..	6.99 ea
DC215	230	Turbo Thrift 150 HP..	6.99 ea
DC216	230	Turbo Thrift 155 HP..	6.99 ea
DC293	250	Turbo Thrift.....	8.99 ea
DC219	250	Turbo Thrift 135 HP..	6.99 ea
DC220	250	Turbo Thrift 150 HP..	6.99 ea
DC385	250	Turbo Thrift 155 HP..	10.99 ea



DC384

**USA** Turbo-Thrift Decal

DC384	1958-80	red/silver.....	8.99 ea
DC230	1967-69	orange/black.....	5.99 ea
DC231	1967-69	orange/black.....	5.99 ea



**USA** Tonawanda Engine Valve Cover Decal

Reproductions 454 and 502 valve cover decals that includes the engine size as shown along with "By Tonawanda Engine". Heavy-duty decals are made to last. Made in USA.

10126790	454	.....	12.99 ea
10185091	502	.....	12.99 ea



**USA** Tonawanda Valve Cover Decal

Tonawanda Number #1 Team decal. Correct replacement decal including mirror like Mylar chrome. Features original red and blue lettering. Applies to RH valve cover. Made in USA.

258555	1968-70, 72	.....	5.99 ea
--------	-------------	-------	---------



DD11

DD13

**USA** 1969 Rear Valve Cover Decal

Decal is applied to RH rear valve cover. Yellow decal with black lettering. Made in USA.

DD11	1969	396-375 HP MT JH.....	2.99 ea
DD12	1969	396-350 HP A/T JL.....	4.99 ea
DD13	1969	396-375 HP A/T JL.....	5.99 ea



**USA** Blue Flame Valve Cover Decal

Reproduction Blue Flame valve cover decal for 1958 Impala models.

DC69A	Blue Flame 140 MT or AT.....	8.99 ea
-------	------------------------------	---------



**USA** 1967 #1 Team Flint Valve Cover Decal

Reproduction of the rare "Built by the Number 1 Chevrolet Flint Engine Team". For 1967 performance engines, this decal is a nice addition to Impala models with Flint built engines. Was originally located on leading edge (RH) only valve cover. Made in USA.

1256650	1967	.....	5.99 ea
---------	------	-------	---------



**USA** 1969-73 Valve Cover Decal

Correct replacement round valve cover decal applied to RH valve cover. Includes correct cross flags emblem. Features adhesive backing for easy installation. For small block fitted aluminum valve covers. Made in USA.

7017247	1969-73	.....	11.99 ea
---------	---------	-------	----------

# Restoration Decals



DC972



## 1966-71 Canadian Oil Change Decal

Even our frosty friends north of the border need to change their oil. That's why the restoration professionals at Classic Industries™ take the time to search out items that our competitors won't carry! Made in USA.

DC982	1966-67	9.99 ea
DC414	1968-69	8.99 ea
DC972	1970-71	8.99 ea



DC205



DC338



## 1958-67 Oil Filter and Filter Cap Decal

Correct reproductions oil cap decals found on the listings below. Made in USA.

DC205	1958-64	oil filter	8.99 ea
DC338	1958-63	oil filter cap	8.99 ea
DC210A	1964-67	oil filter cap	8.99 ea



## 1937-62 Generator Warning Tag

GM factory correct style generator warning tag for all new Chevrolet vehicles built from 1937-62 as well as some 1963 models. Made in USA.

DC53	1937-62	6.99 ea
------	---------	---------



## 1964-71 Delcotron Alternator Decal

Correctly styled to original detail, this replacement decal fits all 1964-71 (and some 1963 models) full size Chevrolet models. Made in USA.

DC129	1964-71	9.99 ea
-------	---------	---------



## 1964-72 Transistor Ignition Coil Decal

For the final touch in restoring your ignition system, be sure to include this factory correct ignition coil decal. Fits all full size Chevrolet models with transistorized ignition systems. Made in USA.

DC472	1964-72	8.99 ea
-------	---------	---------



## 1964-72 Transistor Ignition Amplifier Decal

GM installed decal is applied to the transistor ignition amplifier for a factory fresh appearance. Be a winner and the envy of everyone in your car club with this crucial detail item! Made in USA.

DC473	1964-72	8.99 ea
-------	---------	---------



## Windshield Washer Bottle Bracket Decal

Correct replacement decal installs on all 1958-60 full size Chevrolet windshield bottle brackets. This decal was used for a variety of models covering the 1950-60 era. Indicates where the solvent level should be and what to do during winter weather conditions. May be installed on many different models. Made in USA.

DC645	1958-60	bracket decal	8.99 ea
-------	---------	---------------	---------



DC106



DC107



## 1958-60 Windshield Washer Lid Decal

Finish off your early Impala, Bel Air, or other Chevrolet with this replacement which tops off the washer jar lid on your vehicle. Made in USA.

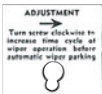
DC106	1958-60	automatic	8.99 ea
DC107	1958-60	manual	8.99 ea




## Windshield Washer Bottle Filler Cap Decal

After spending so much time under the hood, you'll want all the details to be perfect. The restoration professionals at Classic Industries™ understand. Correct reproduction washer filler bottle cap decal fits all 1961-67 full size models. Made in USA.

DC101	1961-67	8.99 ea
-------	---------	---------



DC218



DC976

## Windshield Washer Adjustment Decal

This outlines the correct adjusting procedures on early full size Chevrolet models. Made in USA.

DC218	1958-60	adjustment decal	8.99 ea
DC976	1961-62	adjustment tag	8.99 ea



DC204



DC1282



## 1961-74 Windshield Washer Bottle Decal

Check out our winning assortment of detail decals! Listed below are replacements for your worn, missing or damaged washer bottle decals. Made in USA.

DC204	1961-67	Opalkleen	6.99 ea
DC647	1961-67	Kleerview	6.99 ea
DC1283	1961-64	Kleerview 988299	8.99 ea
DC648	1968-71	GM #3789848	8.99 ea
DC1282	1972-74	GM #1050001	8.99 ea

# Restoration Decals

**ENGINE COOLANT SYSTEM**  
ORIGINAL FACTORY FILL COOLANT PROVIDES  
PROTECTIVE PROTECTION TO -50°F  
PROTECTION MUST BE MAINTAINED AT LEAST TO 5°F  
FOR PROPER TEMPERATURE LIFE SPAN  
MADE IN U.S.A. 1981-82 1000000000

DC184



## 1958-77 Cooling System Decal

Correct reproduction cooling system decal found on full size Chevrolet vehicles. These decals apply to the top of the radiator in most applications to provide a factory fresh appearance. Made in USA.

DC138	1958-62	OE #3718263	8.99 ea
DC137	1962-65	OE #3859468	8.99 ea
DC930A	1965-66	Canada	8.99 ea
DC242	1970	OE #3979912	8.99 ea
DC814	1971-72	OE #6274606	8.99 ea
DC423	1974-75	OE #327570	8.99 ea
DC459	1974-77	OE #334117	8.99 ea

## 1968-82 Notice Engine Coolant Only Decal

Reproduction engine coolant decal designed for 1968-82 models. These decals apply to the top of the radiator giving a warning of extreme temperatures. Made in USA.

DC144	1968	8.99 ea
DC170	1978-82	5.99 ea



DC462



## 1953-72 Dealer Installed Antifreeze Decal

Keep your restoration authentic by replacing the antifreeze decal with an authentic looking reproduction. Made in USA.

DC416	1953-64	8.99 ea
DC462	1967-72	8.99 ea



## 1949-60 Methanol Antifreeze Tag

Correct for early full size Chevrolet models, this factory tag identifies the cooling system as one that uses a methanol based antifreeze versus ethylene glycol. Made in USA.

DC862	1949-60	tag	8.99 ea
-------	---------	-----	---------



DC930



## 1967-82 Caution Fan Decal

These decals are applied to the top of the fan shroud and indicate to keep your fingers clear of the fan. Simply peel and stick to the fan shroud. Be sure to clean the surface thoroughly before applying. Made in USA.

DC930	1967-69	8.99 ea
DC471	1979-80	8.99 ea
DC285	1981-82	8.99 ea



## 1953-69 Freon Charge Tag

Reproduction Freon charge AC compressor tag for 1953-69 models.

DC1374	1953-69	8.99 ea
--------	---------	---------



DC1312



## 1978-82 Delco AC Compressor Decal

Installs on all full size Chevrolet models equipped with Delco AC compressors. Each decal is reproduced to exact specifications including correct fonts, etc. Made in USA.

*Note: Always be sure to clean the surface before applying the decal.*

DC980	1978	Delco 1131129	10.99 ea
DC1011	1979	Delco 1131127	9.99 ea
DC1312	1979	Delco 1131142	9.99 ea
DC1065	1980	Delco 1131198	10.99 ea
DC943	1981-82	Delco 5910738	10.99 ea



## CAUTION

REFRIGERANT FLUID UNDER HIGH PRESSURE  
DO NOT DISCONNECT ANY LINES WITHOUT  
1 WEARING PRESCRIBED SAFETY GOGGLES  
2 FOLLOWING PROCEDURE OUTLINED IN  
THE SHOP MANUAL

## 1958-82 AC Warning Decal

This reproduction decal came standard on 1958-62 Impala models when factory equipped with air conditioning. Explains and cautions the consumer not to disconnect lines and wear safety goggles. Also, tells owner to follow procedures in manual. Manufactured to exact specifications using correct color inks and type fonts. Will replace existing decal exactly.

DC49	1958-62	8.99 ea
------	---------	---------



DC396



## 1958-70 Air Conditioned Window Decal

Reproduction AC window decals for 1958-70 models. Made in USA.

DC47	1958-61	window decal	8.99 ea
DC234	1962-65	window decal	8.99 ea
DC234	1966-67	window decal	7.99 ea
DC396	1968-69	window decal	7.99 ea
DC298	1968-70	Comfortron decal	9.99 ea
DC282	1968-70	Comfortron decal	6.99 ea



DC599

## 1963-76 Frigidaire AC Compressor Decal

This decal applies to the air conditioning compressor on models originally equipped with Frigidaire AC compressors. Each decal is designed to replicate the original exactly. Includes correct verbiage in the correct font style. Available for 1963-76 models. Made in USA.

*Note: If replacing an old compressor with a rebuilt unit, be sure to write down the old code number, you can use a clear plastic matting label and type in the old code on clear plastic film. Place clear label over new sticker and apply to new compressor. Not only will the old number appear on the sticker, but the label will protect the sticker from wear and discoloration!*

DC592	1963-65	6550133	9.99 ea
DC599	1966	5910666	9.99 ea
DC605	1968	5910725	8.99 ea
DC606	1969	5910745	9.99 ea
DC774	1969	5910669	9.99 ea
DC607	1970	5910747	8.99 ea
DC608	1971	5910782	8.99 ea
DC609	1972	5910793	9.99 ea

## Decals with Red Accent

DC932	1965	5910490	9.99 ea
DC933	1966	6550113	9.99 ea
DC741	1966	6550133	8.99 ea
DC740	1967-68	5910645	8.99 ea
DC738	1969-71	5910741	9.99 ea
DC742	1972-73	1131002	9.99 ea
DC739	1974-76	5910741	9.99 ea

## Decals with Green Accent

DC961	1967	6550113	9.99 ea
DC733	1967	6550133	9.99 ea

## Decals with Orange Accent

DC961	1967	6550113	9.99 ea
DC733	1967	6550133	9.99 ea



DC555



## Harrison AC Evaporator Box Decal


A reproduction Harrison AC evaporator decal which applied vertically on the evaporator box case. Made in USA.

DC71	1958-64	plain	10.99 ea
DC546	1965	EBA-70-65B	9.99 ea
DC547	1966	EBA-70-66B	9.99 ea
DC548	1967	EBA-70-67B	6.99 ea
DC549	1968	EBA-70-68B	7.99 ea
DT218	1969	EBA-70-69B	6.99 ea
DC551	1970	EBA-70-70B	6.99 ea
DC552	1971	EBA-70-71B	6.99 ea
DT221	1972	EBA-070-72B	9.99 ea
DC554	1973	EBA-070-73B	6.99 ea
DC555	1974	EBA-070-74B	6.99 ea
DT276	1975	EBA-070-75B	6.99 ea
DT277	1976	EBA-070-76B	8.99 ea
DC941	1977	ACM-050-77B	10.99 ea
DC1060	1978	ACM-056-77B	9.99 ea
DC1066	1979	ACM-0560-79B	9.99 ea
DC944	1980	EBA-112-80B	10.99 ea
DC945	1981	ACM-05680R1B	10.99 ea
DC1238	1982	EBA-07080R1B	9.99 ea
DC1068	1983	3048582	10.99 ea





# Restoration Decals



## 1968-90 Impala and Full Size Emission Decal

Emission decals were applied to the radiator support and denoted the engine tuning specifications and instructions and emission information (when applicable). These decals are pressure sensitive with a "peel and stick" backing. Simply remove the backing and apply the decal to the correct location. On vehicles equipped with air conditioning, the decal is applied to the radiator

shroud. On vehicles without air conditioning, the decal applies to the radiator support between the center of the radiator support and the driver side radiator support brace. Made in USA.

Note: The location of the decal may vary depending on the year.

DC453	1968	230-250 C.I. MT A	8.99 ea	DC1151	1972	400-2V AT US LP	8.99 ea
DC456	1968	230-250 C.I. AT J	8.99 ea	DC1166	1972	400-2V AT CAL R	8.99 ea
DC884	1968	307/230 HP MT Q	8.99 ea	DC1185	1972	402-4V AT or MT US LS	8.99 ea
DC383	1968	307/200 HP, 327/210 HP AT L	8.99 ea	DC461	1972	402-4V AT or MT CA LT	8.99 ea
DC267	1968	327/250 HP MT T	8.99 ea	DC585	1972	454-4V AT or MT US LZ	8.99 ea
DC269	1968	327/250 HP AT B	8.99 ea	DC451	1972	454-4V AT or MT CA LX	8.99 ea
DC663	1968	327/275 HP, 350/295 HP MT S	8.99 ea	DC1227	1972	250 CA windshield emissions WE	8.99 ea
DC269	1968	327/275 HP AT B	8.99 ea	DC1226	1972	400 CA windshield emissions WG	8.99 ea
DC264	1968	396/325 HP MT F	8.99 ea	DC1228	1972	350 CA windshield emissions WA	8.99 ea
DC269	1968	396/325 HP AT B	8.99 ea	DC1164	1973	250-1V AT or MT US-CA WB	8.99 ea
DC264	1968	427/388 HP AT B	8.99 ea	DC650	1973	307-2V AT or MT US-CA WJ	8.99 ea
DC269	1968	427/388 HP AT B	8.99 ea	DC503	1973	350-2V AT or MT US-CA WF	10.99 ea
DC268	1968	396/375 HP, 427/425 HP MT M	8.99 ea	DC1148	1973	350-4V AT or MT CA AF	10.99 ea
DC666	1969	250/155 HP AT or MT CD	8.99 ea	DC1089	1973	350-4V AT or MT CA AF	10.99 ea
DC439	1969	327/325 HP AT or MT before 07/69 CE	8.99 ea	DC1170	1973	350-4V AT or MT CA XB	10.99 ea
DC1218	1969	327/325 HP AT or MT after 07/69 DH	8.99 ea	DC651	1973	400-2V AT US-CA WM	8.99 ea
DC439	1969	350/250 HP AT or MT CE	8.99 ea	DC669	1973	454-4V AT or MT US-CA WN	8.99 ea
DC439	1969	350/255 HP AT or MT before 07/69 CF	8.99 ea	DC1191	1974	250-1V AT or MT US XH	8.99 ea
DC1219	1969	350/255 HP AT or MT after 07/69 DJ	8.99 ea	DC1168	1974	250-1V AT or MT CA XZ	10.99 ea
DC153	1969	350/300 HP AT or MT before 07/69 CF	8.99 ea	DC1174	1974	350-2V AT or MT CA XZ	8.99 ea
DC1219	1969	350/300 HP AT or MT after 07/69 DJ	8.99 ea	DC588	1974	350-4V AT or MT US ZB	8.99 ea
DC269	1969	396/265 HP AT or MT CA CJ	8.99 ea	DC1179	1974	350-4V AT US AZ	9.99 ea
DC447	1969	427/335 HP AT or MT CJ	8.99 ea	DC1153	1974	350-4V AT or MT CA ZD	9.99 ea
DC447	1969	427/390 HP AT or MT before 07/69 CJ	8.99 ea	DC1174	1974	400-2V AT or MT CA XZ	9.99 ea
DC1207	1969	427/390 HP AT after 07/69 CK	8.99 ea	DC588	1974	400-4V AT or MT US ZB	9.99 ea
DC584	1969	427/425 HP AT or MT CN	8.99 ea	DC1153	1974	400-4V AT or MT US ZB	9.99 ea
DC1229	1969	Cal. emissions fuel vapor system	8.99 ea	DC451	1974	454-4V AT or MT US ZH	9.99 ea
DC1211	1970	250/155 HP AT or MT before 01/70 DL	8.99 ea	DC1149	1974	454-4V AT or MT CA ZJ	9.99 ea
DC1232	1970	250/155 HP AT or MT after 01/70 AN	8.99 ea	DC873	1975	350-2V AT or MT US AM	8.99 ea
DC382	1970	350/250 HP AT or MT before 01/70 DN	8.99 ea	DC950	1975	350-4V AT or MT US AS	8.99 ea
DC441	1970	350/250 HP AT or MT after 01/70 AQ	8.99 ea	DC926	1975	400-4V AT or MT US AS	8.99 ea
DC1145	1970	350/300 HP AT or MT before 01/70 DO	8.99 ea	DC926	1975	400-4V AT US-CA AT	8.99 ea
DC1216	1970	350/300 HP AT or MT after 01/70 DO	8.99 ea	DC999	1976	250-1V AT or MT US-CA LK	10.99 ea
DC1215	1970	350/350 HP MT before 01/70 DR	8.99 ea	DC813	1976	305-2V AT or MT US-CA LX	8.99 ea
DC265	1970	350/300 HP AT or MT after 06/70 CR	8.99 ea	DC1050	1976	350-4V AT or MT US LX	8.99 ea
DC448	1970	350/360/470/460/465 HP AT or MT after 1/70 CL	8.99 ea	DC450	1976	350-4V AT or MT US-CA XZ	9.99 ea
DC596	1970	400/265 HP AT or MT before 01/70 DM	8.99 ea	DC960	1976	350-4V AT or MT US XZ	9.99 ea
DC440	1970	400/265 HP AT or MT after 01/70 AP	8.99 ea	DC1050	1976	400-4V AT or MT US LX	9.99 ea
DC902	1970	454/345 HP AT before 01/70 DQ	8.99 ea	DC960	1976	400-4V AT US XX	8.99 ea
DC443	1970	454/345 HP AT after 01/70 AW	8.99 ea	DC950	1976	400-4V AT US-CA XZ	9.99 ea
DC731	1970	454/390 HP MT before 01/70 DP	8.99 ea	DC522	1976	305-2V AT or MT US AU	8.99 ea
DC442	1970	454/390 HP MT after 01/70 AS	8.99 ea	DC494	1977	350-4V AT or MT US AY	8.99 ea
DC302	1970	454/390 HP AT before 01/70 DQ	8.99 ea	DC953	1977	350-4V AT high altitude CB	8.99 ea
DC443	1970	454/390 HP AT after 01/70 AW	8.99 ea	DC595	1977	350-4V AT or MT US AU	8.99 ea
DC386	1970	SB fuel vapor info after 01/70 CA	8.99 ea	DC979	1978	305-2V AT or MT US CW	8.99 ea
DC717	1970	BB fuel vapor info after 01/70 CB	8.99 ea	DC978	1978	350-4V AT or MT US DT	8.99 ea
DC787	1971	250-1V AT or MT before 10/70 US DK	8.99 ea	DC873	1979	305-4V AT or MT US X9	10.99 ea
DC974	1971	250-1V AT or MT after 10/70 US DA	8.99 ea	DC1012	1979	305-4V AT or MT US CJ	10.99 ea
DC637	1971	350-2V AT or MT US-CA AP	8.99 ea	DC1037	1980	305-4V AT US ZD	10.99 ea
DC242	1971	350-4V AT or MT US-CA AQ	8.99 ea	DC1038	1980	305-4V AT emission hose routing ZD	10.99 ea
DC962	1971	402-4V AT or MT US-CA AS	8.99 ea	DC823	1981	5.0L AT or MT US AU	10.99 ea
DC500	1971	402-4V AT or MT US-CA AT	8.99 ea	DC524	1981	350-4V AT hose routing AUF	11.99 ea
DC499	1971	454-4V AT or MT US-CA AU	8.99 ea	DC942	1983	3.8L-229 AT low-high altitude DTF	10.99 ea
DC465	1971	454-4V AT or MT US-CA AV	8.99 ea	DC1236	1983	305-4V AT low-high altitude DYT	10.99 ea
DC386	1971	SB fuel vapor info after 01/71 CA	8.99 ea	DC1334	1984	5.0L AT CA XU	10.99 ea
DC717	1971	big block fuel vapor info after 01/71 CB	8.99 ea	DC1237	1985	5.0L AT US UBR	10.99 ea
DC1223	1971	250 CA windshield emissions after 11/71 AA	8.99 ea	DC1109	1986	5.0L AT US YCM	10.99 ea
DC1225	1971	350 CA windshield emissions after 11/71 AB	8.99 ea	DC1110	1986	5.0L AT US emission hose routing YCM	10.99 ea
DC1224	1971	400 CA windshield emissions after 11/71 AC	8.99 ea	DC1099	1987	5.0L AT or MT CA XZ	10.99 ea
DC927	1972	250-1V AT or MT US LA	8.99 ea	DC1100	1987	5.0L AT or MT hose routing ZCX	11.99 ea
DC1160	1972	250-1V AT or MT CA LB	8.99 ea	DC1101	1988	5.0L AT or MT US CMM	13.99 ea
DC963	1972	307-2V AT or MT US LC	8.99 ea	DC1102	1988	5.0L AT or MT hose routing CMM	10.99 ea
DC1175	1972	307-2V AT or MT CA LD	8.99 ea	DC1085	1990	5.0L AT or MT US FKJ	13.99 ea
DC304	1972	350-2V AT or MT US WA	8.99 ea	DC1086	1990	5.0L AT or MT hose routing FKJ	9.99 ea
DC1142	1972	350-2V AT or MT CA LB	8.99 ea	DC1083	1990	5.0L AT or MT hose routing FKJ	13.99 ea
DC680	1972	350-4V AT or MT US LL	8.99 ea	DC1084	1990	5.0L AT or MT hose routing FKJ	9.99 ea
DC1150	1972	350-4V AT or MT CA LK	8.99 ea	DC1294	1990	5.7L AT FKY	13.99 ea



WARNING: Cancer and Reproductive Harm - www.P65Warnings.ca.gov

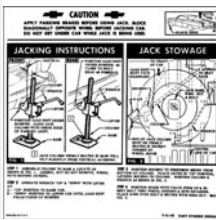
# Restoration Decals



DC163



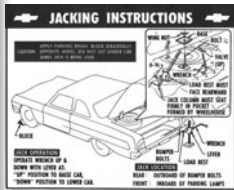
DC159



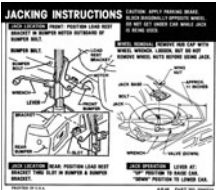
DC162



DC773



DC164



DC775

## 1958-77 Jacking Instructions

Add a finishing touch to your restoration with our authentic looking reproduction jacking instruction decals. Many styles available for 1958-77 full size models. Made in USA.

DC163	1958	sdn. conv., hrdtp	8.99 ea
DC72	1958-61	continental kit	8.99 ea
DC159	1959	sdn. conv., hrdtp	8.99 ea
DC684	1959-61	jack base caution	8.99 ea
DC160	1960	sdn. conv., hrdtp	6.99 ea
DC161	1961	sdn. conv., hrdtp	8.99 ea
DC162	1962	sdn./hardtop	6.99 ea
DC773	1962	convertible	6.99 ea
DC369	1962-64	jack base caution	8.99 ea
DC320	1962-64	caution jack decal	7.99 ea
DC783	1963	sdn./hardtop	8.99 ea
DC326	1963	convertible	8.99 ea
DC782	1963	station wagon	8.99 ea
DC164	1964	sdn./hardtop	8.99 ea
DC415	1964	convertible	8.99 ea
DC361	1965	sdn./hardtop	6.99 ea
DC772A	1965	conv. peel and stick	6.99 ea
DC772B	1965	conv. glue-on	6.99 ea

DC271	1966	sdn./hardtop	8.99 ea
DC737	1966	convertible	8.99 ea
DC1007	1966	Canada	8.99 ea
DC288	1967	sdn./hardtop	8.99 ea
DC418	1967	convertible	8.99 ea
DC288	1967-68	early 68 sdn./hrdtp	8.99 ea
DC418	1967-68	early 68 convertible	8.99 ea
DC420	1968	late 68 sdn./hardtop	8.99 ea
DC854	1968	late 68 convertible	8.99 ea
DC419	1969	sdn./hardtop	6.99 ea
DC75	1969	convertible	8.99 ea
DC388	1970	sdn./hardtop	8.99 ea
DC691	1971	sdn./hardtop	8.99 ea
DC571	1972	sdn./hardtop	9.99 ea
DC517	1973	sdn./hardtop	8.99 ea
DC687	1974	sdn./hardtop	8.99 ea
DC688	1975	sdn./hardtop	8.99 ea
DC832	1977	regular/space-saver	8.99 ea



DC359

## 1965-69 Spare Wheel Lock Instructions

Correct reproduction spare wheel lock instructions. Made in USA.

DC360	1965-66	7.99 ea
DC359	1967-69	7.99 ea



DC640

## Space Saver Spare Warning Decal

Reproduction decal installed on Impala models with a space saver spare tire. Made in USA.

DC640	1973-77 with L98	8.99 ea
-------	------------------	---------



DC642

## 1967-77 Space Saver Tire Inflator Decal

Correct reproduction decal included for space saver tire inflation. Made in USA.

DC815	1967-72 with 7.35 x 14	9.99 ea
DC1062	1967-72 with 7.75 x 14	9.99 ea
DC642	1973-77 with E78 x 14	9.99 ea



DC597

## 1980-81 Aluminum Wheel Instruction Decal

Instruction decal for Impala models equipped with aluminum wheels. For 1980-81 Impala models. Made in USA.

DC597	1980-81	8.99 ea
-------	---------	---------




DC255

## 1980-82 Wrong Size Tire Warning Decal

Reproduction factory sticker warns owners against replacing tires with sizes larger or smaller than factory recommendations. Made in USA.

DC255	1980-82	8.99 ea
-------	---------	---------

# Restoration Decals



## USA 1958-73 Tire Pressure Decal

These early tire pressure decals were installed in various places over the years. Be sure to order when finishing off your interior restoration for that show winning factory fresh look! Made in USA.

DC45	1958-62	glove box.....	8.99 ea
DC297	1964-65	also early 66.....	8.99 ea
DC297	1966	before 12/66.....	8.99 ea
DC273	1966	GM #3888745.....	6.99 ea
DC799	1966	GM #3888746.....	8.99 ea
DC622	1967	GM #3913403.....	6.99 ea
DC853	1968	SS 427 with G70x15.....	8.99 ea
DC1008	1968	conv. with 8.25x14.....	8.99 ea
DC1279	1968	427 with MT G70x15.....	8.99 ea
DC1280	1968	396 with AT, 8.25x14.....	8.99 ea
DC1281	1968	396 with AT, 8.25x14.....	8.99 ea
DC1002	1968	conv. Canada 8.25x14.....	8.99 ea
DC1056	1969-70	8.25x14/15, G78x14/15.....	8.99 ea
DC734	1971-72	door H78x15.....	8.99 ea
DC1146	1971-72	H78x15.....	8.99 ea
DC1161	1972	G78x15.....	8.99 ea
DC506	1972	door H78x15.....	8.99 ea
DC1310	1973	G78x15.....	6.99 ea

## Decal Application Cleaner Gel and UV Protectant

Don't make an expensive mistake by trying to put on your decals the hard way! Help ensure a safe application by a proper preparation of the vehicles painted surface with Pre-App® surface cleaner. The Slide-on® Application Gel is specially formulated for applying automotive stripe kits by eliminating air bubbles and helps temporarily overcome the tack of pressure sensitive materials during installation. Slide-over® UV Protectant was designed to give an optically enhanced appearance by repelling dirt, oils, tree sap, smudges, and stains.



Note: Application gel is not included.

**USA Application Gel and UV Protectant Sold as a Kit, Buy Both and Save!**

33910	application gel & UV protectant	38.99 kit
33915	cleaner/app/gel/uv protect/scraper	49.99 kit

### Individual Items

33913	Pre-App® surface cleaner	10.99 ea
33911	Slide-on® application gel	19.99 ea
33912	Slide-over® UV protectant	18.99 ea



## USA 1973-74 Fuel Recommended Decal

Correct reproduction decal for 1973-74 vehicles recommending the correct fuel type. Made in USA.  
DC475 1973-74 fuel recommend ..... 8.99 ea



## USA 1973-72 Interior Decal

Below are various glove box decals and tags originally found on showroom new full size Chevrolet models. Made in USA.  
DC474 1971-72 vehicle maintenance 8.99 ea  
DC33 1953-58 lacquer instructions..... 7.99 ea  
DC240 1958-59 paint glove door..... 8.99 ea  
DC393 1937-59 compass instruction 6.99 ea  
DC206 1962 AC instructions..... 7.99 ea  
DC207 1963 AC instructions..... 8.99 ea

## USA 1937-72 Interior Decal

Below are various glove box decals and tags originally found on showroom new full size Chevrolet models. Made in USA.  
DC474 1971-72 vehicle maintenance 8.99 ea  
DC33 1953-58 lacquer instructions..... 7.99 ea  
DC240 1958-59 paint glove door..... 8.99 ea  
DC393 1937-59 compass instruction 6.99 ea  
DC206 1962 AC instructions..... 7.99 ea  
DC207 1963 AC instructions..... 8.99 ea



## USA Dick Harrell Decal

4" x 4" full color cling decal or 6-3/4" x 3-1/2" chrome adhesive decal featuring the Dick Harrell Badge Logo. Cling decal also features "Mr. Chevrolet" title and the 1969 Camaro AA/Fuel Funny car. Made in USA.  
DH1015 full color cling decal ..... 5.99 ea  
DH1016 chrome decal ..... 3.99 ea



## USA Chevrolet Bow Tie Decal

These Chevrolet Bow Tie decals are available in 7" or 13" sizes. They feature a Bow Tie and the word Chevrolet in blue on a white or clear background.  
DC369 7" blue on white ..... 8.99 ea  
DC1316 7" blue on clear ..... 8.99 ea  
DC368 13" blue on white ..... 9.99 ea  
DC1317 13" blue on clear ..... 9.99 ea



## Kickin' Asphalt Decal

Display it proudly! Quality pressure sensitive die-cut decals with the Bow Tie and Kickin' Asphalt logos. Simply peel and apply to any clean surface.  
RB6 6" x 12" ..... 8.99 ea



## Chevrolet Nostalgia Decal

Bring back the 60's with these colorful decals depicting some of the favorites from Chevrolet.  
DC602 3" ..... 10.99 ea  
DC603 5" ..... 9.99 ea  
DC604 8" ..... 10.99 ea



## Genuine Chevrolet Parts Decal

This decal will look great on your classic Chevrolet, in your shop, or on your tool box. Measures 8" x 6-3/4" and features the Chevrolet and GM Genuine Parts logos.  
DC394 8" ..... 9.99 ea



## Chevrolet Bumper Stickers

See the USA in Your Chevrolet.  
BS71 blue Chevrolet Power ..... 4.99 ea  
BS72 red Chevrolet Power ..... 6.99 ea  
BS73 white Chevrolet Power ..... 6.99 ea  
BS7A See the USA in Your Chevrolet. .... 8.99 ea



## "Objects in Mirror Are Losing" Decal

Just because your Impala is bold and powerful doesn't mean it can't have a sense of humor. This high-quality computer cut decal brings a sense of bravado to your rear view mirror.  
GF18000 4" x 5.8" ..... 7.99 ea


# Restoration Decals

**USA**  
**1958-72 Service Lube  
Instruction Decal**

Help restore originality to your freshly restored full size Chevrolet with these early style dealer installed aluminum service tags. This decal applies to the door edge or body lock pillar and serves as a record of work performed by dealership mechanics.

*Note: Try using 3 or 4 stickers placed over each other. Old stickers usually were not removed, mechanics would place them on top of each other.*

DC62 1958-72 service tag..... 8.99 ea



DC1318

**USA**  
**1969-77 Vehicle Certification Decal**

For the discriminating restorer with a keen eye for detail. Faithfully reproduce the factory inspection markings on your full size Chevrolet. The ultimate in originality from the restoration pros at Classic Industries®! Made in USA.

DC1318 1969-74..... 16.99 ea  
DC1397 1975..... 16.99 ea  
DC1309 1975-77..... 16.99 ea

**New!**  
**PW PW**

**1969 Front Shock Decals**

Reproduction front shock decals for 1969 Chevrolet full size models. These front shock decal displays the letters "PW" and are the correct replacements. Sold in pairs.

DD16 1969 396, 427..... 4.99 pr



DC704

**USA**  
**1965-67 Front Spring Decal**

Reproduction decals for the front springs.

DC1063 1965 327/250 HP CD..... 7.99 ea  
DC704 1965 396/425 HP DZ..... 7.99 ea  
3792039 1967 all YC..... 7.99 pr



DC1260



DC703

**USA**  
**1964-71 Rear Spring Decal**

Reproduction decals for the rear springs.

DC1260 1964-71 454 HP 00..... 7.99 ea  
DC703 1965 396/425 HP CR..... 7.99 ea



**USA**  
**1970 California Gas Cap Caution**

Reproduction decal for gas caps for California emissions. Made in USA.

DCR30 1970 Cal. gas cap caution... 8.99 ea



**USA**  
**1958-78 Positraction Decal**

Correct reproduction positraction decal installs on the RH indentation on the inner trunk lid. Made in USA.

DC1241 1958 warning..... 8.99 ea  
DC43 1959-63..... 8.99 ea  
DC239 1964-72..... 8.99 ea  
DC730 1971-73 Canada..... 9.99 ea  
DC321 1972-78..... 6.99 ea



**Rear End Positraction Tag**

Reproduction of the tag used on 12 bolt positraction differentials. This tag mounts with the fill plug and warns to "Use Limited-Slip Diff Lubricant Only". For use with either 3/4" or 1" pipe thread plugs.

14406 3/4"..... 11.99 ea  
14407 1"..... 11.99 ea



**USA**  
**1975-78 Catalytic Converter Warning Decal**

This decal is for use with 1975-78 models. This decal offers a warning against the use of leaded fuel. Made in USA.

DC373 1975-78..... 8.99 ea



**USA**  
**1975-78 Push Start Warning Decal**

Take a trip back in time, when automotive overvoltage was really fun, with this decal that cautions against damaging the emissions systems from pushing or towing your full size Chevrolet to a start. Made in USA.

DC613 1975-76 warning..... 8.99 ea



**USA**  
**GM Mark of Excellence Door Jamb Decal**

This decal was originally produced for the driver and passenger side doors. It is used as a reflector to allow upcoming traffic to see the vehicle door when open, thus avoiding a possible accident! You can now choose between a reproduction decal or a correct licensed reproduction embossed aluminum decal which includes the original color. Made in USA.

PD800 1964-67 aqua embossed..... 5.99 ea  
PD801 1967-70 blue embossed..... 5.99 ea



**USA**  
**1964-66 Convertible Top Warning Decal**

Factory installed decal instructs drivers to see factory booklet for care and operation of the top. Made in USA.

DC816 1964-66 top warning..... 6.99 ea



**USA**  
**1964-66 Convertible Top Caution Decal**

Factory installed decal cautions drivers from raising or lowering the power top when items could be interfering with the folding of the top. Made in USA.

DC306 1964-66 top warning..... 8.99 ea



**USA**  
**1971-74 Air Shock Instruction Decal**

Original style decal outlines the proper inflation for factory installed air shocks. Made in USA.

DC662 1971-74 decal..... 8.99 ea



**USA**  
**1992-95 Police Package Window Decal**

Reproduction of the police interceptor decal originally found on the highly sought after 9C1 special option vehicle. Made in USA.

DC1067 1992-95 window decal..... 9.99 ea


# Instruction Cards & Tags



**USA 1969-76 Ignition Starting Instruction Sleeve**

This is a correct reproduction ignition starting instructions which were standard from the factory for the years listed below. The instructions were inserted onto the sun visor. Made in USA.

DC760	1969-72	7" sleeve	9.99 ea
DC721	1969-71	6" lock/start sleeve	9.99 ea
DC911	1972-73	starter inter decal	9.99 ea
DC722	1973-75	ignition lock sleeve	9.99 ea
DC389	1974-76	start inter decal	8.99 ea



**USA 1953-59 Paint Instructions**

Reproduction paint instructions card for models. Made in USA.

DC83	1953-58	lacquer	7.99 ea
DC240	1958-59	acrylic paint	8.99 ea

**PLEASE READ AUTRONIC EYE**

1. Turn on light.  
 2. Wipe wet surface and immediately dry with a clean, soft cloth.  
 3. If you notice a dark spot, clean immediately with a clean, soft cloth.  
 4. If you notice a dark spot, clean immediately with a clean, soft cloth.  
 5. If you notice a dark spot, clean immediately with a clean, soft cloth.  
 6. If you notice a dark spot, clean immediately with a clean, soft cloth.  
 7. If you notice a dark spot, clean immediately with a clean, soft cloth.  
 8. If you notice a dark spot, clean immediately with a clean, soft cloth.  
 9. If you notice a dark spot, clean immediately with a clean, soft cloth.  
 10. If you notice a dark spot, clean immediately with a clean, soft cloth.

**USA 1953-59 Autronic Eye Instructions**

If you are one of the fortunate few owners of a early model full size Chevrolet equipped with the Autronic Eye feature then you'll really appreciate this top notch reproduction from Classic Industries! Made in USA.

DC308	1953-59	tag	8.99 ea
-------	---------	-----	---------



**USA 1958-59 Compass Instructions**

High-quality reprint of the obscure original compass instructions that came from the factory on 1958-59 passenger models. Made in USA.

DC393	1958-59		6.99 ea
-------	---------	--	---------



**USA 1953-59 Chrome Care Instruction Folder**

This interesting reprint is based on caring for the chrome on 1953-59 passenger models. Due to the heavy amount of chrome on certain models, this folder on care was provided. Made in USA.

DC60	1953-59		7.99 ea
------	---------	--	---------



**USA HEADLAMP WASHER/DIMMER INSTRUCTIONS**

The headlamp washer/washer switch on full size Chevrolets. The dimmer tag was strung from the headlamp switch knob. Made in USA.

DC407	1967-69	washer	8.99 ea
DC778	1976-78	dimmer	8.99 ea

**USA Headlamp Washer/Dimmer Instructions**

The headlamp washer/washer switch on full size Chevrolets. The dimmer tag was strung from the headlamp switch knob. Made in USA.

DC407	1967-69	washer	8.99 ea
DC778	1976-78	dimmer	8.99 ea



**USA 1946-60 Lighter Instruction Tag**

Instruction on the how to's of your lighter assembly. This tag came standard on many 1946-60 GM models. Made in USA.

DC95	1946-59	Casco	7.99 ea
DC558	1960	Rochester	8.99 ea



**USA 1959-65 Positive Crankcase Ventilation Tag**

This tag was factory installed and serves as a reminder to those servicing full size Chevrolet models equipped with positive crankcase ventilation to check the unit at regular intervals. Made in USA.

DC559	1959-65		8.99 ea
-------	---------	--	---------



**USA 1968-70 Luggage Rack Instruction Tag**

Reproduction of the often misplaced luggage rack instruction tag for 1968-70 full size models equipped with the trunk mounted luggage rack option. Made in USA.

DC1036	1968-70		8.99 ea
--------	---------	--	---------



**USA Super Lift Air Shock Instruction Card**

This card served as a reminder to owners and mechanics recommending proper psi ranges for air shocks depending on vehicle load weights. Made in USA.

DC690	1975-78	card	7.99 ea
-------	---------	------	---------

# Vehicle Documents



DC545



## 1962-74 Cruise Control Instructions

These tags and decals were used to explain operation of full size Chevrolet models equipped with cruise control. Made in USA.

DC542	1964-66	tag	7.99 ea
DC544	1962-66	decals	9.99 ea
DC408	1967-69	tag	7.99 ea
DC545	1967-69	decals	7.99 ea
DC543	1970-74	tag	8.99 ea



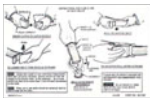
## 1977-79 Seat Belt Sun Visor Sleeve

Seat belt operation sun visor sleeve. This sleeve is applied to the sun visor of all 1977-79 GM models and offers seat belt usage instructions.

1253553	1977-79	.....	14.99 ea
---------	---------	-------	----------



DC1296



DC187



DC305



## 1961-72 Seat Belt Instruction Information

Re-live the early days of motoring when seat belts were optional and air bags were a thing of science fiction with these reproduction tags, explaining how to operate a seat belt to the uniformed! Made in USA.

DC1296	1961-70	retractor instructions..	8.99 ea
DC187	1963	seat belt instructions..	7.99 ea
DC305	1964-66	seat belt instructions..	6.99 ea
DC779	1972	seat belt instructions..	8.99 ea

## MAKE ANTENNA ADJUSTMENT

FOR MAXIMUM VOLUME ON WEAK STATION BETWEEN 600 & 1000 K.C.

DC88



DC324

DC1016




## 1958-69 Radio Instructions

Check below for a listing of helpful factory added information for full size Chevrolet radios and stereos. These are reprints instructions for 1967-69 Impalas equipped with AM/FM radios and AM/FM stereo multiplex adapters. Made in USA.

DC88	1958-60	antenna adjustment.....	8.99 ea
DC1004	1963-65	am/fm instruction tag	8.99 ea
DC324	1966-67	stereo adapter card	6.99 ea
DC1016	1968	stereo instructions	8.99 ea
DC1014	1969	stereo adapter sheet	8.99 ea



DC1297



DC397



DC826



## 1962-69 Warranty Certificate

Reproductions warranty certificates that were included with each new vehicle sold. Certificate is reprinted with original type styles and colors (when applicable). Available for 1962-69 models. Made in USA.

DC1297	1962	12,000 warranty	8.99 ea
DC397	1967	warranty	8.99 ea
DC826	1965-69	warranty card	8.99 ea



DC695



## 1958-68 Battery Certificate

Included with the owners manual and warranty information this certificate outlining the battery operation, maintenance, and warranty. Made in USA.

DC82	1958-65	warranty certificate..	7.99 ea
DC694	1961-64	owners certificate	7.99 ea
DC695	1965-68	owners certificate	7.99 ea



## 1962 Day/Night Mirror Instruction Tag

A great touch to finish off the interior on your 1962 Chevrolet! Hangs from rear view mirror and explains operation of glare reduction mirror.

DC1003	1962	.....	8.99 ea
--------	------	-------	---------



DC336



DC1119



## 1967-69 Number 1 Team Window Card

During the height factory muscle car wars, each production plant held itself in higher esteem than the other plants. As a sign of this, each vehicle leaving the assembly line received a "Built By The Number 1 Team" window card showing off that plants production team. Made in USA.

DC1119	1967-68	Van Nuys	9.99 ea
DC336	1969	Norwood	9.99 ea

# Vehicle Documents




DC881

## 1958-84 New Car Window Sticker

After a complete restoration, the only thing missing is the original window sticker, only a small percentage of Detroit iron has survived with that kind of original documentation intact. You can recreate your documentation thanks to the restoration professionals at Classic Industries®! Made in USA.

DC61	1958-59	4.99 ea
DC658	1960	8.99 ea
DC661	1961	8.99 ea
DC1272	1962	8.99 ea
DC1271	1963-64	8.99 ea
DC1273	1965	9.99 ea
DC86	1966-67	8.99 ea
DC879	1968	8.99 ea
DC881	1969	8.99 ea
DC50	1970-71	9.99 ea
DC139	1972-73	8.99 ea
DC880	1974-75	8.99 ea
DC1276	1976	8.99 ea
DC1275	1977	8.99 ea
DC374	1978-80	9.99 ea
DC905	1981-83	8.99 ea
DC1274	1984	8.99 ea



## 1952-59 Service Policy

Relive those carefree days of loaner cars and great service with this accurate reproduction of early full size Chevrolet service policies. Place with other paperwork in the glove box for an authentic look! This reprint policy was Chevrolets way of making the owner feel comfortable and at ease knowing that the service will be done by the book! Made in USA.

DC80	1952-59	service policy	7.99 ea
------	---------	----------------	---------



DC861

## 1966-77 Factory Build Sheet

These are GM authorized reprints of original factory build sheets. Add originality to your vehicle with this rare and often times missing document. Made in USA.

DC861	1966-69	8.99 ea
DC878	1970	9.99 ea
DC1121	1977	8.99 ea



## 1958-59 New Car Inspection Adjust Sheet

Reproduction of the 1958-59 dealer inspection adjust sheet showing what is done to prepare the vehicle for delivery. Made in USA.

DC46	1958-59	8.99 ea
------	---------	---------



DC720

## New Car Inspection/Pre-Delivery Sheet

Before a new car hit the lot, it would undergo a thorough inspection and adjustment at the factory and at the dealership. You can add this often missing document to your collection of original paperwork! Made in USA.


DC720	1966	inspection sheet	8.99 ea
DC325	1969	pre-delivery sheet	8.99 ea
DC810	1970	pre-delivery sheet	8.99 ea
DC660	1971-73	inspection sheet	9.99 ea
DC924	1974	pre-delivery sheet	8.99 ea
DC664	1977	pre-delivery sheet	8.99 ea
DC1277	1978	pre-delivery sheet	8.99 ea
DC761	1979-80	pre-delivery sheet	8.99 ea



## 1958-72 Dealer Add-On Accessory Sticker

Reproduction of the rarely seen dealer add-on option or accessory window sticker. This decal was used to display a list of the items added to a vehicle beyond what the vehicle was originally delivered with. Included is space for the option name and dealer pricing. Simply fill in or type out the form and impress any judge with total authenticity. Made in USA.

DC90	1958-72	9.99 ea
------	---------	---------



DC509

## 1958-71 New Car Accessory Price List

What makes interesting reading and gives you valuable information on what the options and accessories were back when these cars were new? The accessory price list does! Each reprinted version contains great and interesting information on just what the factory charged for each option or accessory. You may be surprised how inexpensive the original optional items were, and what there going for now in the used marketplace. Made in USA. We offer these price lists for the following years and models:

### New Car Retail Price Books

DC313	1958	7.99 ea
DC948	1964	8.99 ea
DC947	1965	8.99 ea
DC946	1966	8.99 ea
DC951	1971	8.99 ea

### New Car Accessory Price List

DC950	1960	8.99 ea
DC514	1963	8.99 ea
DC513	1964	8.99 ea
DC515	1965	8.99 ea
DC512	1966	8.99 ea
DC511	1967	8.99 ea
DC508	1968	8.99 ea
DC509	1969	8.99 ea
DC510	1970	8.99 ea

# Weatherstrip Sets

Replace worn out, cracked, deteriorated or missing weatherstrip with **Classic Industries®** reproduction weatherstrip sets.

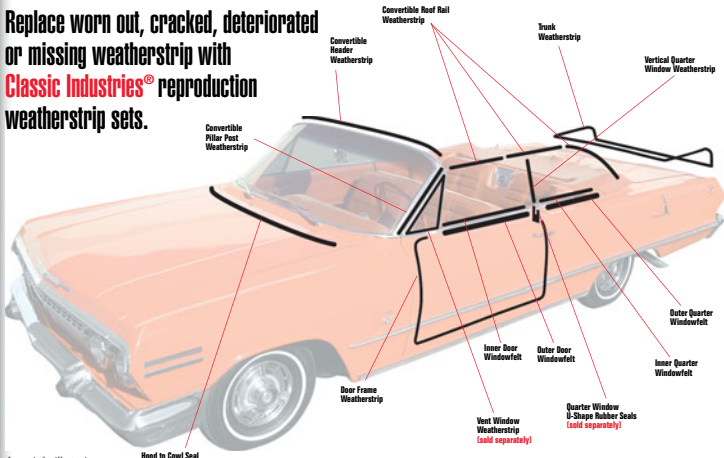


Image is for illustration purposes only and does not indicate completeness of sets.

## Impala Convertible Weatherstrip Set

Bring your weatherstrip back to original factory condition and improve the overall look of the vehicle while maintaining originality with Classic Industries® replacement sets. After many years of use your original weatherstrip can deteriorate or simply rip in the most crucial areas. When this happens, small leaks will begin to enter the interior compartment or trunk area causing rust and the need for expensive sheet metal replacement. Although each item in this set can be purchased separately, we recommend replacing all the weatherstrip on the vehicle at one time. If you are painting the car or simply replacing worn out parts, the weatherstrip is one of the first places to

check. Each weatherstrip product is manufactured to exact factory specifications and will fit properly and function exactly as designed. A complete set will replace every major weatherstrip component for your Impala model depending on the applications below. Each set includes quarter window vertical side weatherstrip. These are the upgraded versions for an easier installation and quality appearance. The sets are available with correct fitting reproduction window glass weatherstrip. Replace the entire weatherstripping on your early model Impala with Classic Industries® quality reproduction weatherstrip sets. The set includes all of the basic weatherstrip

required to help keep the problem areas from leaking and causing damage or rust to the interior or sheet metal. See the listing below for availability. Please be sure to check your vehicle carefully before ordering. Our sales department can help with any questions you may have concerning the correct set for your year and model. They can also answer questions regarding installation or other products.

**Important:** Image is for illustration purposes only and does not indicate completeness of sets. Vent window weatherstrip and quarter window U-Shape rubber seals are shown for illustration purposes only and are available separately.

- A-Arm Seals
- Door Frame Weatherstrip
- Hood to Cowl Seal
- Door Handle & Lock Gaskets
- Quarter Window Vertical Weatherstrip
- Trunk Weatherstrip
- Window Glass Run Weatherstrip
- Convertible Top Weatherstrip Set

WK206	1958	also includes lens gaskets, door "J" weatherstrip and pillar post seals - convertible top weatherstrip sold separately	299.99 set	⚠
WK208	1959	also includes lens gaskets, door "J" weatherstrip and pillar post seals	889.99 set	
WK216	1960	also includes lens gaskets, door "J" weatherstrip and pillar post seals	886.99 set	
WK210	1961	also includes lens gaskets and pillar post seals	491.99 set	
WK212	1962	also includes rubber stopper set, lens gaskets and pillar post seals	509.99 set	
WK219	1963	also includes rubber stopper set, lens gaskets and pillar post seals	497.99 set	
WK220	1964	also includes rubber stopper set, lens gaskets and pillar post seals	499.99 set	
WK214	1965	also includes rubber stopper set and pillar post seals	731.99 set	
WK222	1966	also includes rubber stopper set and pillar post seals	789.99 set	
WK225	1967	also includes rubber stopper set and pillar post seals	772.99 set	





# Weatherstrip Sets

Purchase an entire weatherstrip set and get all the major rubber products needed to restore your classic back to original condition!

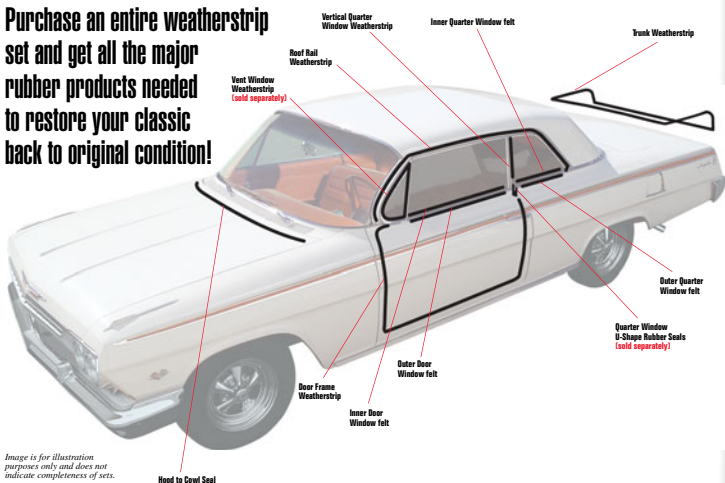


Image is for illustration purposes only and does not indicate completeness of sets.

## Impala 2 Door Hardtop Weatherstrip Set

Bring your weatherstrip back to original factory condition and provide the overall look of the vehicle while maintaining originality with Classic Industries' replacement weatherstrip sets. After many years of use your original weatherstrip can deteriorate or simply rip in the most crucial areas. When this happens, small leaks will begin to enter the interior compartment or trunk area causing rust and the need for expensive sheet metal replacement. Although each item in this set can be purchased separately, we recommend replacing all the weatherstrip on the vehicle at one time. If you are painting the car or simply replacing worn out parts, the weatherstrip is one of the first places to check.

Each weatherstrip product is manufactured to exact factory specifications and will fit properly and function exactly as designed. A complete set will replace every major weatherstrip component on Impala models depending on the applications below. These are the upgraded versions for an easier installation and quality appearance. The sets are available with correct fitting reproduction window glass weatherstrip. Replace the entire weatherstripping on your early model Impala with Classic Industries' quality reproduction weatherstrip sets. The set includes all of the basic weatherstrip required to help keep the problem areas from leaking and causing damage or

rust to the interior or sheet metal. Please be sure to check your vehicle carefully before ordering. Our sales department can help with any questions you may have concerning the correct set for your year and model. They can also answer questions regarding installation or other products.

**Important:** Vent window weatherstrip and quarter window U-shape rubber seals are shown for illustration purposes only and are available separately.

- A-Arm Seals
- Door Frame Weatherstrip
- Door Handle & Lock Gaskets
- Hood to Cowl Seal
- Roof Rail Weatherstrip
- Trunk Weatherstrip
- Window Glass Run Weatherstrip
- Quarter Window Vertical Weatherstrip

WK205	1958	also includes door "J" weatherstrip, lens gaskets and pillar post seals .....	339.99	set
WK207	1959	also includes lens gaskets .....	284.99	set
WK215	1960	also includes lens gaskets .....	282.99	set
WK209	1961	also includes lens gaskets .....	356.99	set
WK211	1962	also includes rubber stopper set and lens gaskets .....	314.99	set
WK217	1963	also includes rubber stopper set and lens gaskets .....	334.99	set
WK218	1964	also includes rubber stopper set and lens gaskets .....	332.99	set
WK213	1965	also includes rubber stopper set .....	336.99	set
WK221	1966	also includes rubber stopper set .....	351.99	set
WK223	1967	Fastback only - also includes rubber stopper set .....	381.99	set
WK224	1968	Fastback only - also includes rubber stopper set (hood to cowl seal not included) .....	369.99	set




WARNING: Cancer and Reproductive Harm - www.P65Warnings.ca.gov

WEATHERSTRIP SETS

223


# Weatherstrip



## 1958-64 Windshield Seal

Reproduction windshield seal for 1958-64 Chevrolet full size models. After years of exposure to the sun and weather, this seal usually needs to be replaced. This EPDM rubber seal is manufactured to factory specifications for an authentic fit and appearance.

W2040	1958	2 dr hdtp - Impala ...	42.99 ea
W2040	1958	conv. - Impala ...	42.99 ea
W2048	1958	all except Impala ...	34.99 ea
W2080	1959-60	2 door hardtop ...	39.99 ea
W2080	1959-60	4 door hardtop ...	39.99 ea
W2080	1959-60	convertible ...	39.99 ea
W2081	1959-60	2/4 door sedan ...	46.99 ea
W2081	1959-60	wagon ...	46.99 ea
W2081	1959-60	El Camino ...	46.99 ea
W2161	1961	2 dr hdtp - Impala ...	44.99 ea
W2161	1961-62	2/4 door sedan ...	44.99 ea
W2161	1961-62	4 door hardtop ...	44.99 ea
W2161	1961-62	wagon ...	44.99 ea
W2162	1961-62	convertible ...	39.99 ea
W2162	1962	2 dr hdtp - Impala ...	39.99 ea
W2021	1963-64	2 dr hdtp - Impala ...	39.99 ea
W2181	1963-64	4 door hardtop ...	46.99 ea
W2022	1963-64	convertible ...	36.99 ea
W2020	1963-64	2/4 door sedan ...	38.99 ea
W2020	1963-64	wagon ...	38.99 ea




## 1958-64 Rear Window Seal

Reproduction seal which surrounds the rear window. After years of exposure to the sun and weather, this seal usually needs to be replaced. This EPDM rubber seal is manufactured to factory specifications for an authentic fit and appearance. We recommend replacing the weatherstrip whenever you replace your back glass.

W2041	1958	2 door hardtop ...	99.99 ea
RD2021	1958	2 or 4 door wagon ...	198.99 ea
RD2021	1958	sedan delivery ...	198.99 ea
W2079	1959-60	2 door hardtop ...	49.99 ea
RD2079	1959-60	4 door hardtop ...	331.99 ea
W2082	1959-60	sedan ...	41.99 ea
W2083	1959-60	El Camino ...	56.99 ea
RD2022	1960	2 or 4 door sedan ...	278.99 ea
W2163	1961	2 dr hdtp - Impala ...	65.99 ea
W2163	1961-62	2 dr hdtp - Bel Air ...	65.99 ea
RD2023	1961-62	4 door hardtop ...	239.99 ea
W2189	1962-64	2 or 4 door sedan ...	41.99 ea
W2189	1962-64	2 or 4 door sedan ...	59.99 ea
W2188	1963-64	4 dr hardtop ...	37.99 ea
RD2024	1963-64	4 dr hdtp - USA ...	238.99 ea

OEI AUTHORIZED



## Windshield/Rear Window Ribbon Seal

OEI® reproduction ribbon seal for installing front windshields or back glass on vehicles that were not originally equipped with a molded window gasket. Each roll of sealer includes setting blocks helping to insure a clean, tight fit. 15' x 3/8" roll.

K4122 15' x 3/8" roll..... 19.99 ea



## 1980 Windshield Glass Filler

Reproduction windshield glass filler for 1980 Impala and Caprice models. Installs exactly as original and will eliminate rattles and noise caused by an insufficient sealing. Will also keep rain and other weather related elements from seeping into the interior. This is a solid "D" shaped foam piece 1/2" x 3/8" x 50" with an adhesive backing.

GN110097 1980 Impala/Caprice..... 11.99 pr



## 1959-60 Cowl Side Drain Gutter

Reproduction cowl side drain gutters for 1959-60 full size models. These pieces attach to the bottom of each of the pillar posts to keep water out of the door area. Rubber with metal core as original.

RD2010 1959-60 LH and RH ..... 146.99 pr



## 1958-76 Windshield Pillar Post Seals

This weatherstrip is an essential part that is required when replacing the roof rail weatherstrip. Each pillar post seal runs vertically between the windshield pillar and front door glass. This piece is an extension of the roof rail weatherstrip.

K8100	1958	hardtop/convertible	7.99 pr
W2091	1959-60	convertible	174.99 pr
W2154	1961-62	convertible	44.99 pr
W2193	1963-64	convertible	39.99 pr
W2334	1965	convertible	102.99 pr
W23341	1966-68	convertible	104.99 pr
W2358	1969-70	convertible	91.99 pr
W2094	1971-76	convertible	133.99 ea



## 1958-76 Roof Rail Weatherstrip

This quality reproduction weatherstrip will replace the area from the side pillar post to the area directly over side roof rail section. Includes both LH and RH sides.

### 2 Door Hardtop

W2043	1958	Bel Air/Impala	42.99 pr
W2043	1958	Bel Air sport...	39.99 pr
748611	1959-60	Impala	51.99 pr
748611	1960	Bel Air	51.99 pr
W2129	1961	Impala	102.99 pr
W2129	1961-62	Bel Air	102.99 pr
W2164	1962	Impala	46.99 pr
K430	1963-64	Impala	64.99 pr
K431	1965-66	Caprice	64.99 pr
K431	1966	Caprice	64.99 pr
W2347	1967-68	Impala	64.99 pr
K456	1967-68	Caprice	64.99 pr
K456	1968	Impala Custom	64.99 pr
W5014A	1969-70	Impala	90.99 pr
K382	1969-70	Caprice	59.99 pr
K382	1969-70	Impala Custom	59.99 pr
W2420	1971-73	Impala	97.99 pr
W2509	1971-73	Caprice	93.99 pr
W2509	1971-73	Impala Custom	93.99 pr
152610	1974-76	Caprice	123.99 pr
152610	1974-76	Impala Custom	129.99 pr

### 4 Door Hardtop

RD2092	1958	Bel Air	243.99 pr
RD2091	1959-60	Bel Air/Impala	281.99 pr
W2194A	1963-64	Impala	51.99 pr
W2333A	1965-66	Impala/Caprice	78.99 pr
152609	1967-68	Impala/Caprice	57.99 pr
K383	1969-70	Impala/Caprice	69.99 pr
RD2094	1969-70	Impala/Caprice	259.99 pr
W2221	1971-74	Impala/Caprice	318.99 pr



## Roof Rail Weatherstrip Channel Screws

Correct style Phillips 7/16" washer head roof rail retainer screw used on various GM vehicles. Also used on convertible top roof rail weatherstrip. Measures 1/2", black phosphate.

SW600	individual	49 ea
R1094	24 piece set	4.99 set
R1095	36 piece set	5.99 set

# Weatherstrip



W2153 - placement on vehicle

## 1958-75 Convertible Top Header Seal

Reproduction header seal designed to seal the convertible top frame to the top of the windshield. Includes built-in clips that attach to the convertible top frame as well as mounting screws.

W2153	1958-64.....	16.99 ea
W23343	1966-70.....	42.99 ea
152605	1971-75.....	77.99 ea



W2152 - placement on vehicle



W2152



W2365



W2367

## 1958-75 Convertible Top Weatherstrip

Replace your convertible top frame weatherstrip with this superb reproduction. Each set will provide the necessary weatherstrip that attaches to the convertible top frame and seals the area between the convertible top roof line and the doors. This set also includes the upper windshield weatherstrip which runs directly above the windshield. We highly recommend replacing your original weatherstrip if you have any leakage or your original is torn or missing. Sold in sets.

**Note:** 1966-70 header seal must be purchased separately.

W2047	1958	7 piece	629.99 set
W2092	1959-60	7 piece	482.99 set
W2152	1961-64	7 piece	199.99 set
W2365	1965	7 piece	379.99 set
W2366	1966-70	6 piece	334.99 set
W2367	1971-75	5 piece	219.99 set



748784 - installed



748784



K457



B10011

## 1958-76 Hardtop and Convertible Door Weatherstrip

Reproduction door weatherstrip for 1958-76 full size Chevrolet 2 or 4 door hardtop models. The door frame weatherstrip creates a weather tight seal between the door and the body. Designed and manufactured to replace the originals exactly. 1 pair will do 2 doors.

### 2 Door Hardtop

RD2027	1958	Bel Air.....	240.99 pr
--------	------	--------------	-----------

### 2 Door Hardtop/Convertible

W2010	1958	Impala.....	74.99 pr
748784	1959-60	Impala.....	59.99 pr
748784	1960	Bel Air.....	59.99 pr
K426	1961-62	Impala/Bel Air.....	64.99 pr
K457	1963-64	Impala.....	59.99 pr
K452	1965-66	Impala.....	64.99 pr
K452	1966	Caprice.....	64.99 pr
B10011	1967	Caprice.....	59.99 pr
B10011	1967-68	Impala.....	59.99 pr
B10011	1968	Impala Custom.....	59.99 pr
W2357	1969-70	Impala.....	93.99 pr
W2357A	1971-76	Impala.....	120.99 pr

### 4 Door Hardtop

RD2013	1959-60	front.....	204.99 pr
RD2012	1959-60	rear.....	213.99 pr
W2207	1961-62	front.....	221.99 pr
W2121	1963-64	front.....	84.99 pr
W2122	1961-64	rear.....	102.99 pr
RD2028	1965-68	front (made in USA).....	213.99 pr
W2210	1965-68	front.....	47.99 pr
W2211	1965-66	rear.....	69.99 pr
RD2029	1967-68	rear (made in USA).....	143.99 pr
W2212	1967-68	rear.....	119.99 pr
RD2025	1969-70	front.....	289.99 pr
RD2026	1969-70	rear.....	295.99 pr
RD2032	1971-76	front.....	312.99 pr
RD2033	1971-76	rear.....	263.99 pr

### El Camino

W2200	1959-60	LH and RH.....	77.99 pr
-------	---------	----------------	----------

### NEW AUTHORIZED

## 1958-90 Door Weatherstrip Fastener

This reproduction door weatherstrip clip is used on most GM vehicles which require plastic push in clips. These hook into holes in the door rubber and hold the weatherstrip to the door. Stem diameter: 13/64", stem length: 13/32", material: Nylon, color: natural. **⚠** Service replacements for some models.

A1031	1958-90.....	2.49 ea
-------	--------------	---------



K427



K428

## 1958-96 Sedan and Wagon Door Weatherstrip

Reproduction door weatherstrip for 1958-96 full size Chevrolet models. The door frame weatherstrip creates a weather tight seal between the door and the body. Designed and manufactured to replace the originals exactly. Sold in pairs. 1 pair will do 2 doors.

### Sedan Delivery

W1230	1959-60	rear liftgate door ...	28.99 ea
-------	---------	------------------------	----------

### 2 Door Sedan

W2004	1958	LH/RH.....	72.99 pr
K427	1961-64	LH/RH.....	46.99 pr
K428	1965-66	LH/RH.....	54.99 pr
W2329	1967-68	LH/RH.....	82.99 pr
W2359	1977-90	LH/RH.....	52.99 pr

### 4 Door Sedan/Wagon

RD2018	1958	front sedan.....	233.99 pr
RD2017	1958	rear sedan.....	216.99 pr
RD2015	1959-60	front sedan.....	199.99 pr
RD2014	1959-60	rear sedan.....	216.99 pr
W2019	1961-62	front sedan/wagon.....	49.99 pr
W2009	1961-64	rear sedan.....	42.99 pr
W2018	1961-64	rear wagon.....	76.99 pr
W2017	1963-64	front sedan/wagon.....	65.99 pr
W2006	1965-66	front sedan/wagon.....	74.99 pr
W2007	1965-66	rear sedan.....	76.99 pr
W2008	1965-66	rear wagon.....	90.99 pr
W2331	1967-68	front sedan/wagon.....	47.99 pr
W2332	1967-68	rear sedan.....	71.99 pr
RD2030	1967-68	rear wagon.....	207.99 pr
W2510	1969-70	front sedan/wagon.....	66.99 pr
W2511	1969-70	rear sedan.....	90.99 pr
W3023	1977-86	front sedan.....	46.99 pr
W3021	1987-90	front sedan.....	44.99 pr
W3025	1980-90	rear sedan.....	38.99 pr
W3012	1991-96	front/r sedan.....	39.99 pr

### 2 or 4 Door Sedan

W1003	1958-60	front Bel Air.....	42.99 pr
-------	---------	--------------------	----------



G1357

## 1977-90 GM Door Weatherstrip

If you're a stickler for total originality, Classic Industries™ also offers new GM door opening weatherstrip for the following models. Genuine GM weatherstrip will fit and replace your original exactly.

### Front

G1357	1977-82	RH	2 door.....	424.99 ea
G1356	1977-90	LH	4 dr sdn.....	141.99 ea
G1356	1977-90	LH	wagon.....	141.99 ea

# Weatherstrip



## 1958-60 Door "J" Weatherstrip

This specialized weatherstrip mounts on the front of the door shell and seals against the pillar post. For 1958-60 models. Includes mounting screws.

W2044	1958	29.99 pr
W2043	1959-60	29.99 pr



## 1958-76 Door Bumpers

This bumper will help your door aligned when closed. Helps keep the door metal from making contact.

K4065	1958	2 prong	4.99 pr
K1114	1958	1 prong	3.99 pr
4840894	1959-64	set of 4	5.99 set
20376243	1965-66	upper	2.69 ea
A4441	1967-70	2 prong	1.69 ea
20376243	1971-76	upper	2.69 ea



## 1967-70 Rubber Door Bumpers

Reproduction door bumper set for 1967-70 Chevrolet full size models including Impala, Caprice, Bel Air, and Biscayne models. This is a set of 4 rubber bumpers.

881353	1967-70	4 piece	6.99 set
--------	---------	---------	----------

## 1958-60 Push-In Rubber Door Bumper

Reproduction door center upper post on post bumper for 1958-60 full size models. Made from quality EPDM rubber matching the original configuration.

TF300242	1958-60	1/2" thick	4.99 ea
----------	---------	------------	---------



## 1959-63 Door and Tailgate Weatherstrip Attaching Hole Sealing Plug Set

Reproduction weatherstrip fastener receiver sealing plugs for 1959-63 full size models. These sealed plugs are inserted into the door and provide a sealed mounting point for the weatherstrip clips. Replaces OE #4770119. Measures 27/64" in diameter.

152767	1959-63	individual	.79 ea
K6817	1959-63	26 piece	12.99 set
K6818	1959-63	52 piece	29.99 set

New!



## 1958-64 Screw-In Door Jamb Stopper

Quality reproduction door jamb stopper for 1958-64 Chevrolet full size 2 and 4 door sedan models. Manufactured in quality EPDM rubber replicating the original stopper for an authentic replacement. Sold individually or as a set.

E0361	1958-64	individual	1.99 ea
R1361	1958-64	2 piece - 2 door	2.99 pr
R1362	1958-64	4 piece - 4 door	4.99 set



installation detail



windlace detail

black	bright red	dk. red	brt. blue	gold/fawn
aqua/sarg	dk. blue	moss green	tan	silver
dk. saddle	dk. brown	parchment/off-white	brt. white	silver blue

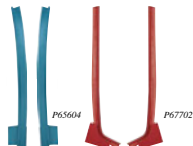
## Universal Snap-On Windlace

Service replacement style door jamb/headliner windlace molding. Replacement style vinyl materials with rigid steel inserts. Windlace by the foot cut to your measurement is non-returnable.

By The Foot			
WL200	black	5.99 ft	
WL201	bright red	5.99 ft	
WL202	dark red	5.99 ft	
WL203	bright blue	5.99 ft	
WL204	ivy gold/fawn	5.99 ft	
WL205	turquoise	5.99 ft	
WL206	dark blue	5.99 ft	
WL207	moss green	5.99 ft	
WL208	tan	5.99 ft	
WL209	silver	5.99 ft	
WL210	dark saddle	5.99 ft	
WL211	dark brown	5.99 ft	
WL212	parchment/off-white	5.99 ft	
WL213	bright white	5.99 ft	
WL214	silver blue	5.99 ft	

## 20" Rolls

TSBLACK	black	79.99 ea
TSAQUA	aqua	79.99 ea
TSBROWN	brown	79.99 ea
TSBTRIED	bright red	79.99 ea
TSDBLUE	dark blue	79.99 ea
TSDKRED	dark red	79.99 ea
TSFAWN	ivy gold	79.99 ea
TSGREEN	green	79.99 ea
TSBLBLUE	light blue	79.99 ea
TSPARCH	parchment	79.99 ea
TS SILBLUE	silver blue	79.99 ea
TSWHITE	white	79.99 ea



## 1962-64 Seville Grain Colors

black	light blue	aqua	white	dark red
saddle	lt. fawn	brt. red	dark fawn	

## 1965-68 Madrid Grain Colors

black	dark red	light blue	brt. blue	aqua
white	saddle	fawn	gold	off-white
pearl	parchment	ivory gold	med. blue	

## 1962-68 Door Jamb Windlace

Door jamb windlace for 1962-68 two door hardtop or convertible models. They start under the door sill plate and run up the front edge of the rear interior panels. Made in USA.

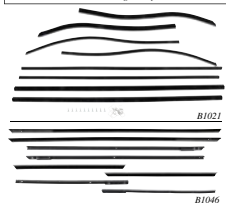
Seville			
<b>2 Door Hardtop</b>			
PC2801	1962-64	black	35.99 pr
PC2803	1962-64	light blue	35.99 pr
PC2806	1962-64	aqua	35.99 pr
PC2810	1962-64	white	35.99 pr
PC2821	1962-64	dark red	35.99 pr
PC2824	1962-64	saddle	35.99 pr
PC2826	1962-64	light fawn	35.99 pr
PC2854	1962-64	bright red	35.99 pr
PC2871	1962-64	dark fawn	35.99 pr
<b>Convertible</b>			
PC2901	1962-64	black	35.99 pr
PC2903	1962-64	light blue	35.99 pr
PC2906	1962-64	aqua	35.99 pr
PC2910	1962-64	white	35.99 pr
PC2921	1962-64	dark red	35.99 pr
PC2924	1962-64	saddle	35.99 pr
PC2926	1962-64	light fawn	35.99 pr
PC2954	1962-64	bright red	35.99 pr
PC2971	1962-64	dark fawn	35.99 pr

Madrid			
<b>2 Door Hardtop and Convertible</b>			
PS6601	1965-66	black	36.99 pr
PS6602	1965-66	light blue	36.99 pr
PS6603	1965-66	light blue	36.99 pr
PS6604	1965-66	bright blue	36.99 pr
PS6606	1965-66	aqua	36.99 pr
PS6610	1965-66	white	36.99 pr
PS6624	1965-66	saddle	36.99 pr
PS6665	1965-66	fawn	36.99 pr

<b>2 Door Hardtop</b>			
PT7701	1967-68	black	39.99 pr
PT7702	1967-68	red	39.99 pr
PT7709	1967-68	ivy gold	39.99 pr
PT7725	1967-68	pearl parchment	39.99 pr
PT7703	1967	light blue	39.99 pr
PT7705	1967	gold	39.99 pr
PT7706	1967	aqua	39.99 pr
PT7728	1967	off-white	39.99 pr
PT7708	1968	medium blue	39.99 pr

WEATHERSTRIP & MOLDING

# Belt Line Window Weatherstrip



## 1958-64 Original Style Window Felt/Anti-Rattle Set

Correctly reproduced window felt/anti-rattle sets for 1958-64 Chevrolet full size models. Features the correct style: window felt material or rubber wipe, beaded edge (black and stainless) correct for each model listed, and outer rub blocks installed (where applicable). These original style sets are manufactured for the Chevrolet owner who seeks originality. Includes inner and outer belt line weatherstrip for front and rear side windows, sold in 8 piece sets.

Convertible		
B1021	1958	Impala..... 132.99 set
B1030	1959-60	Impala..... 142.99 set
B1038	1961-62	Impala..... 152.99 set
B1047	1963-64	Impala..... 154.99 set

2 Door Hardtop		
B1022	1958	Bel Air..... 136.99 set
B1020	1958	Impala..... 142.99 set
B1029	1959-60	Impala..... 139.99 set
B1044	1961-62	Bel Air..... 162.99 set
B1036	1961	Impala..... 169.99 set
B1045	1962	Impala..... 149.99 set
B1046	1963-64	Impala..... 149.99 set

4 Door Hardtop		
B1025	1958	Bel Air..... 149.99 set
B1032	1959-60	Bel Air..... 142.99 set
B1031	1959-60	Impala..... 146.99 set
B1040	1961-62	Bel Air..... 142.99 set
B1039	1961-62	Impala..... 157.99 set
B1048	1963-64	Impala..... 159.99 set

2 Door Sedan		
B1023	1958	Bel Air..... 146.99 set
B1024	1958	Biscayne..... 152.99 set
B1035	1959-60	Bel Air..... 149.99 set
B1037	1961	Impala..... 149.99 set
B1042	1961-64	Bel Air..... 142.99 set
B1042	1961-64	Biscayne..... 142.99 set

4 Door Sedan		
B1028	1958	Biscayne..... 132.99 set
B1026	1958	Impala..... 142.99 set
B1034	1959-60	Bel Air..... 154.99 set
B1033	1959-60	Impala..... 152.99 set
B1043	1961-64	Bel Air..... 149.99 set
B1041	1961-64	Impala..... 149.99 set

4 Door Station Wagon		
B1027	1958	Brookwood..... 142.99 set
B1049	1963-64	Impala..... 149.99 set

El Camino		
B1091	1959-60	El Camino..... 69.99 set



## 1965-70 Original Style Window Felt/Anti-Rattle Set

Correctly reproduced window felt/anti-rattle sets for 1965-70 Chevrolet full size models. Features the correct style: window felt material or rubber wipe with beaded edge, outer rub blocks (where applicable), correct round outer bead with rubber lip (where applicable). These original style sets are manufactured for the Chevrolet owner who seeks originality. Includes inner and outer belt line weatherstrip for front and rear side windows, sold in 8 piece sets.

Convertible		
B1051	1965	convertible..... 171.99 set
B1055	1966	convertible..... 171.99 set
B1060	1967-68	convertible..... 182.99 set
B1066	1969-70	convertible..... 184.99 set

2 Door Hardtop		
B1050	1965	Impala..... 169.99 set
B1056	1966	Caprice..... 169.99 set
B1054	1966	Impala..... 176.99 set
B1057	1967	Caprice..... 171.99 set
B1059	1967	Impala..... 171.99 set
B1062	1968	Caprice..... 184.99 set
B1059	1968	Impala..... 171.99 set
B1063	1968	Impala Custom..... 172.99 set
B1065	1969-70	Caprice..... 184.99 set
B1064	1969-70	Impala..... 182.99 set
B1065	1969-70	Impala Custom..... 184.99 set

4 Door Hardtop		
B1052	1965-66	w/o reveal mldgs... 172.99 set
B1053	1965-66	with reveal mldgs... 159.99 set
B1061	1967-68	all..... 199.99 set
B1061	1967-68	all..... 199.99 set
B1070	1969-70	all..... 181.99 set

4 Door Sedan		
B1067	1969-70	all..... 181.99 set



## 1971-90 Original Style Window Felt/Anti-Rattle Set

Correctly reproduced window felt/anti-rattle sets for 1971-79 Chevrolet full size models. Features the correct style: window felt material or rubber wipe, beaded edge, outer rub blocks (where applicable). Includes inner and outer belt line weatherstrip for front and rear side windows, sold in 8 piece sets unless noted.

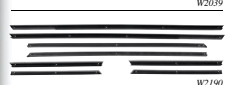
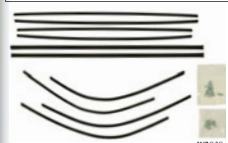

### 1971-79 Models

Convertible		
W209	1971-76	convertible..... 169.99 set
2 Door Hardtop		
W248	1971-73	Impala..... 159.99 set
W170	1971-73	Impala Custom..... 164.99 set
2 Door Hardtop Landau - 4 Piece		
W217	1971-76	Impala Landau... 129.99 set
4 Door Hardtop		
W229	1971-73	Impala..... 149.99 set
W198	1971-73	Caprice..... 169.99 set
4 Door Sedan		
W214	1975-76	Impala..... 146.99 set
W204	1977-79	Impala..... 159.99 set
W234	1977-79	Caprice..... 174.99 set

### 1980-90 Models

2 Door - 4 Piece		
W2422	1980-90	all..... 72.99 set
4 Door - 4 Piece		
W2423	1980-90	front..... 56.99 set
W2424	1980-90	rear..... 76.99 set
4 Door - 8 Piece		
W2425	1980-90	front and rear... 127.99 set

# Window Channel Weatherstrip



## 1958-70 Replacement Style Window Felt/Anti-Rattle Set

Replacement window felt/anti-rattle sets for 1958-70 Chevrolet full size models. Replacement sets feature the newer style wipe/felt in place of the more expensive mohair style outer belt line window felt in some applications. 1965-70 sets include a flat outer stainless bead unlike the more original round stainless bead with rubber lip. Although they are not exactly as original, they're a great replacement because they fit great and are much less expensive than the original style sets. We recommend this style to restorers who want functionality and are not looking for complete originality.

### Convertible

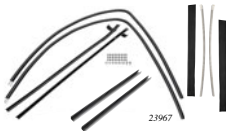
W2038	1958	Impala	114.99 set
W2096	1959-60	Impala	94.99 set
W2140	1961-62	Impala	104.99 set
W2190	1963-64	Impala	104.99 set
W235A	1965	Impala	114.99 set
W2336	1966	Impala	149.99 set
W2343	1967-68	Impala	156.99 set
W2363	1969-70	Impala	109.99 set

### 2-Door Hardtop

W2039	1958	Bel Air	114.99 set
W2039	1958	Impala	114.99 set
W2138	1959-60	Impala	94.99 set
W2139	1961	Impala	104.99 set
W2141	1962	Impala	104.99 set
W2180	1963-64	Impala	104.99 set
W2335	1965	Impala	114.99 set
W2337	1966	Impala	127.99 set
W2337I	1966	Caprice	127.99 set
W2338	1967-68	Impala	162.99 set
W2341	1967	Caprice	152.99 set
W2344	1968	Caprice	104.99 set
W2344	1968	Impala Custom	152.99 set
W2362	1969-70	Impala	109.99 set
W2361	1969-70	Impala Custom	109.99 set
W2361	1969-70	Caprice	109.99 set

### 4 Door Hardtop

W2190I	1963-64	all	112.99 set
W2096I	1959-60	all	94.99 set
W2142	1961-64	all	104.99 set



## 1965-68 Two Door Sedan Complete Window Channel Set

Complete glass run channel set for 1965-68 Bel Air and Biscayne 2 door sedan models. Each 8 piece set includes LH and RH: front door upper run channels, quarter window upper run channels with mounting brackets, B pillar vertical run channels, and quarter glass forward edge channel molding with guides. Also includes forward edge molding glass setting tape and channel mounting hardware.

**Important:** Some bending and trimming will be required.

23965	1965-66	with chrome bead	264.99 set
23966	1965-66	without chrome bead	264.99 set
23967	1967-68	with chrome bead	264.99 set
23968	1967-68	without chrome bead	264.99 set

New!



## 1959-60 Two Door Sedan Front and Rear Window Upper Channel Set

This set includes the front door and rear quarter window upper glass run channels for 1959-60 Bel Air and Biscayne 2 door sedan models.

**Note:** Some bending and trimming will be required.

LG209	1959-60	4 piece	182.99 set
-------	---------	---------	------------

New!

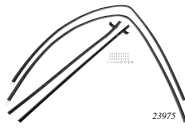


USA

## 1959-60 El Camino Door Glass Run Channel

Reproduction door glass run channel for 1959-60 Chevrolet El Camino models. This weatherstrip channel installs on the upper section of the inner door where the window rolls up. The channel seals the door glass when window is in the closed position. Sold in pairs. Includes LH and RH channels. Made in USA.

B1092	1959-60	El Camino	89.99 pr
-------	---------	-----------	----------



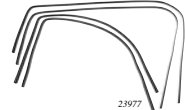
## 1965-68 2 Door Sedan Front and Rear Window Upper Channel Set

This set includes front and rear upper glass run channel for 1965-68 Bel Air and Biscayne 2 door sedan models. Each 4 piece set includes mounting brackets for the rear and hardware for installation.

**Important:** Some bending and trimming will be required.

**Note:** Does not include B-pillar vertical glass run channel for functional rear quarter window.

23973	1965-66	with chrome bead	172.99 set
23974	1965-66	without chrome bead	172.99 set
23975	1967-68	with chrome bead	172.99 set
23976	1967-68	without chrome bead	172.99 set




## 1965-68 Four Door Sedan/Wagon Front and Rear Window Upper Channel Rebuild Set

This 4 piece set includes the front and rear door upper glass run channels for 1965-68 Impala, Caprice, Bel Air, and Biscayne 4 door sedan or station wagon models. Includes hardware and instructions.

**Important:** Some bending and trimming will be required.

23977	1965-68	with chrome bead	182.99 set
23978	1965-68	without chrome bead	182.99 set




## 1961-72 Two Door Sedan 1/4 Window Forward Edge Vertical Molding with Guide

Reproduction 1961-72 Bel Air and Biscayne quarter window vertical glass moldings. These stainless steel channel moldings attach to the forward edge of the quarter glass and include the plastic guides for smooth operation of the quarter window. Includes glass setting tape to adhere moldings to the glass.

23970	1961-64	LH and RH	52.99 set
23960	1965-72	LH and RH	52.99 set

# Weatherstrip



## 1965-69 Two Door Sedan Quarter Window Channel Set

This set includes the quarter window channels for 1965-69 Bel Air and Biscayne 2 door sedan models. 4 piece set includes the forward vertical channel that mounts in the forward B-pillar and has the correct ridged channel for the plastic guide for a functional quarter window. Also offered is a 4 piece set designed for sealing the glass in the stationary up position, features a replacement B pillar channel not designed for the roll up function. Includes hardware and instructions.

**With Functional Rear Window B-Pillar Channels**  
 23961 1965-66 with chrome bead..... 172.99 set  
 23962 1965-66 without chrome bead..... 172.99 set  
 23963 1967-69 with chrome bead..... 172.99 set  
 23964 1967-69 without chrome bead 172.99 set

**With Stationary Rear Window B-Pillar Channels**  
 23956 1965-66 with chrome bead..... 117.99 set  
 23957 1965-66 without chrome bead 117.99 set  
 23958 1967-69 with chrome bead..... 117.99 set  
 23959 1967-69 without chrome bead 115.99 set

New!



## 1966-72 Two Door Sedan Upper Glass Run Channel

Reproduction of the upper door glass run channel weatherstrips designed to replace the old or worn out originals on your 1966-72 Chevrolet full size 2 door sedan models. Each strip is designed with the same configuration as the original for an authentic replacement. Sold in pairs. Made in USA.

W2517 1966-72 2 door sedan..... 19.99 ea



## 3M Super Weatherstrip Adhesive

This adhesive is used for bonding and sealing weatherstrip to trunk, doors, roof rails, etc. An excellent general purpose adhesive which is fast drying, waterproof, and flexible. Also resists oil, grease, and solvents. Available in black or yellow.


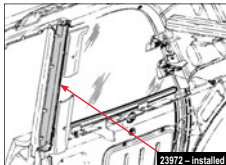
08008 5 oz. tube black..... 12.99 ea  
 08001 5 oz. tube yellow..... 11.99 ea

## Weatherstrip Application Lubricant



Precision's weatherstrip lubricant significantly reduces friction, thereby reducing the installation force required to assemble parts and fittings. This is a non residue lubricant, once it dries it becomes invisible.

153812 ..... 14.99 ea



## 1961-72 Two Door Sedan B-Pillar Vertical Glass Channel

Reproduction 1961-72 Bel Air and Biscayne vertical glass channel. These felt U-channels attach to the rear edge of the B-pillar to allow free, smooth travel of the functional rear quarter window.

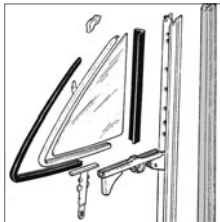
23971 1961-64 LH and RH ..... 71.99 pr  
 23972 1965-72 LH and RH ..... 80.99 pr



## 1980-90 Window Channel

Reproduction of the upper door glass run window channels for 1980-90 Caprice/Impala models. This is the rubber channel that runs along the inside of the door frame and the door glass rolls up into this. Rear channel available with or without the factory metal retainer.

**2 Door**  
 W2351 1980-90 w/o metal inserts ..... 53.99 pr  
**4 Door - Front**  
 W3022 1980-90 w/o metal inserts ..... 41.99 pr  
**4 Door - Rear**  
 W3024 1980-90 w/12" metal inserts..... 48.99 pr  
 W3026 1980-90 w/o metal inserts ..... 40.99 pr



## 1958-68 Vent Window Weatherstrip

Reproduction vent window and division bar seals for 1958-68 Chevrolet full size models. Manufactured in high-quality EPDM rubber to factory specifications for an authentic fit and appearance. Features an internal steel insert for durability.

**1958 Full Size Models**

Impala	W2054	1958	2 door hardtop...	122.99 set
	W2054	1958	convertible.....	122.99 set
Bel Air	W2255	1958	2/4 door hardtop	261.99 set

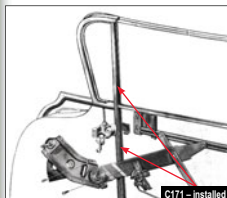
**All Models**  
 W2256 1958 2/4 door sedan... 233.99 set  
 W2250 1958 2/4 door wagon 265.99 set

**Brookwood/Nomad/Yeoman**  
 W2251 1960 2/4 door wagon 265.99 set  
**Del Ray**  
 W2250 1958 sedan delivery... 265.99 set

**1959-68 Full Size Models**

W2252	1959	2/4 door sedan...	223.99 set
W2252	1959	2/4 door wagon	223.99 set
W2252	1959	EI Camino.....	223.99 set
W2095	1959-60	2/4 door hardtop	61.99 set
W2095	1959-60	convertible.....	61.99 set
W2251	1960	2/4 door sedan...	227.99 set
W2251	1960	station wagon...	227.99 set
W2251	1960	EI Camino.....	227.99 set
W21615	1961-62	2/4 door hardtop	59.99 set
W21615	1961-62	convertible.....	59.99 set
W2253	1961-62	2/4 door sedan...	256.99 set
W2253	1961-62	station wagon...	256.99 set
W21814	1963-64	2 door hardtop...	49.99 set
W21814	1963-64	convertible.....	49.99 set
W2254	1963-64	4 door hardtop...	251.99 set
W21815	1963-64	2/4 door sedan...	67.99 set
W21815	1963-64	station wagon...	67.99 set
6810006	1965-68	2/4 door hardtop	64.99 set
6810006	1965-68	convertible.....	64.99 set
W21816	1965-68	2/4 door sedan...	290.99 set
W21816	1965-68	station wagon...	290.99 set

# Weatherstrip



C171 - installed



C171 - detail



C172 - detail



C171

C172

## 1958-68 Door Glass Vertical Run Channel

Reproduction door glass vertical run channels for 1958-68 Chevrolet full size models. This channel inserts into the rear edge of the vent window assembly and extends down into the door area. 1958-64 channels are ridged with mohair style inserts, 1965-68 channels are flexible with incorporated upper window stop. Made in USA. **Important:** 1958-64 channels require an upper window stop, sold separately.

**Note:** \*Two piece design as original, upper exposed section features stainless steel bead as original.

C171*	1958-62	36.99 set
C172	1963-64	39.99 pr
W2350	1965-68	69.99 pr

**AUTHORIZED**



MD8067

MD8066

## Mohair Window Channel Liner

OER® Authorized mohair window channel liner for various full size models. A finely textured mohair lining material with a rubberized backing. This replacement liner can be used to reline door and quarter window channels. It can also be used to reline worn window guide plates. Sold in 8 foot lengths.

**Note:** Must be cut-to-fit.

MD8067	1-5/8" x 8'	24.99 ea
MD8066	2-5/8" x 8'	34.99 ea



## 1958-70 Quarter Window U-Seals

Correct reproduction of the U-shape rubber molded weatherstrip originally installed on 1958-70 full size models. This seal attaches to the door jamb area under the quarter window vertical weatherstrip and seals the door jamb quarter section. Sold in pairs.

### 2 Door Hardtop

W2285	1958	Impala	87.99 pr
W2287	1959-60	Bel Air/Impala	70.99 pr
K2016	1961-64	Bel Air/Impala	22.99 pr
B366	1965-66	Impala/Caprice	22.99 pr
K6768	1967-68	Impala Custom	34.99 pr
K6768	1967-68	Caprice	34.99 pr
2910009	1969-70	Impala/Caprice	27.99 pr

### Convertible

W2286	1958-60	full size	75.99 pr
K2015	1961-64	Impala	21.99 pr
B366	1965-66	Impala	22.99 pr
K6768	1967-68	Impala Custom	34.99 pr
2910009	1969-70	Impala/Caprice	27.99 pr



RD2303

## 1959-68 Convertible Quarter Window Seals

Reproduction quarter window fillers/retainer guides for 1959-68 Impala convertible models. 1959-64 mounts on rear inner panel or side belt line rail. 1967-68 are hard to see but are found at the bottom of the rear side window. Constructed from EPDM rubber with a brass core for longevity. Sold as a pair.

RD2301	1959-60	LH and RH	139.99 pr
W2257	1961-64	LH and RH	129.99 pr
RD2303	1967-68	LH and RH	215.99 pr



**New!**

## 1959-63 Convertible Quarter Window Glass Run Channel Felt Liners

Replacement lower quarter window glass run channel felt liners for 1959-63 Impala convertible models. These replacement liners are manufactured with a flexible steel skeleton for durability and covered with a soft felt to protect the quarter window and glass frame.

L21007	1959-63	LH and RH	88.99 pr
--------	---------	-----------	----------



## 1958-64 Upper Window Stops

Reproduction front door glass upper window stop bumpers for 1958-64 Chevrolet full size models. Manufactured from EPDM rubber with a metal core. This seal/window stop is installed at the top of the front door vent window frame just above the vertical glass run channel. Sold as a pair.

W1224	1958	hdtp/conv	16.99 pr
W2202	1959-60	2/4 door hardtop	36.99 pr
W2205	1961-62	convertible	19.99 pr
W2204	1963-64	2 door hardtop	19.99 pr
W2203	1963-64	convertible	19.99 pr



## 1959-64 Four Door Hardtop Rear Door Lock Pillar U-Seals

Reproduction rear door glass to lock pillar seals for 1959-64 Chevrolet 4 door hardtop models. This part seals the bottom of the rear side window and may also be known as a door jamb seal. Fully molded EPDM rubber construction with metal core. Sold in pairs.

### Front Door Lock Pillar Seal

RD2288	1959-60	LH and RH	60.99 pr
RD2290	1961-64	LH and RH	18.99 pr

### Rear Door Lock Pillar Seal

RD2291	1961-64	LH and RH	72.99 pr
--------	---------	-----------	----------



## 1969-70 Four Door Hardtop Rear Door Hinge Pillar U-Seals

Reproduction rear door lock pillar seals for 1969-70 Chevrolet 4 door hardtop models. This part seals the bottom of the rear side window and may also be known as a door jamb seal. Fully molded authentic rubber construction with brass core. Sold in pairs.

RD2289	1969-70	LH and RH	133.99 pr
--------	---------	-----------	-----------



## 1958-70 Quarter Vertical Moldings

Reproduction quarter window molding for various 1958-70 Chevrolet models. Attaches directly to the front edge of the quarter window and retains the vertical seal between the quarter window and door glass.

### 2 Door Hardtop or Convertible

A1667	1958	LH or RH	39.99 ea
C6566	1965-66	LH and RH	129.99 pr
C6970	1969-70	LH and RH	128.99 pr



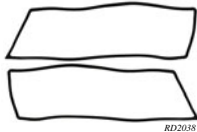
# Weatherstrip



## 1958-76 Quarter Window Vertical Seals

This high-quality reproduction weatherstrip is manufactured with OEM type rubber which will seal the area between the two side windows. Installs vertically on the side quarter window edge where the quarter window meets the front door window.

K9801	1958-64	2 door hdtp/conv...	14.99	pr
W2294	1962-64	2 door hardtop	19.99	pr
K264	1965-66	2 door hardtop	21.99	pr
K380	1965-66	4 door hardtop	19.99	pr
K265	1967-68	2 door hardtop	20.99	pr
K381	1967-68	convertible	19.99	pr
W5112	1969-70	2 door hdtp/conv...	31.99	pr
W2308	1971-75	2 door hdtp/conv...	35.99	pr
W2309	1971-76	4 door hardtop	32.99	pr



## 1958-64 Rear Side Window Seals

Correct reproduction weatherstrip for the stationary side windows on 1958-64 station wagon models. These EPDM rubber seals are manufactured to factory specifications for an authentic fit and appearance.

RD2035	1958	4 door wagon...	261.99	pr
RD2036	1958	2 door wagon...	256.99	pr
RD2037	1959-60	2/4 door wagon	318.99	pr
RD2038	1961-64	4 door wagon...	291.99	pr



## 1958-60 Rear Stationary Vent Seals

Correct reproduction weatherstrip for the stationary rear vent style windows on various 1958-60 Chevrolet sedan and wagon models. These EPDM rubber seals are manufactured to factory specifications for an authentic fit and appearance.

<b>Rear Quarter Panel Stationary Vent Seals</b>				
RD2039	1958	2 door Yeoman	246.99	pr
RD2011	1959-60	4 door sedan	182.99	pr
<b>Rear Door Stationary Vent Seals</b>				
RD2019	1958	4 door sedan	194.99	pr



## 1958-68 Tailgate/Lift Gate Weatherstrip

Correct reproduction seals that mount to the sides and bottom of the tailgate opening directly to the body. Features molded ends for a precisely formed fit. Made of high-quality rubber.

**Pinch-weld on Body**  
 RD2047 1958 2 & 4 door wagon 46.99 pr

**Lift Gate Weatherstrip**  
 RD2042 1958 4 door wagon..... 100.99 ea

**Tailgate Weatherstrip**  
 RD2041 1958 4 door wagon..... 129.99 ea  
 RD2043 1959-60 2 & 4 door wagon 175.99 ea  
 RD2044 1961-64 4 door wagon..... 160.99 ea  
 RD2031 1965-68 4 door wagon..... 166.99 pr



## 1961-68 Tailgate Components

Correct reproduction tailgate weatherstrip fillers and end-caps for 1961-68 Chevrolet station wagon models. 1961-64 fillers are located at the belt line. 1965-68 ends feature a metal core and are ready to attach to tailgate window run channel.

**Tailgate Window Channel Fillers**  
 RD2286 1961-64 4 door wagon..... 75.99 pr

**Tailgate Run Channel Ends**  
 RD2287 1965-68 4 door wagon..... 85.99 pr



## 1958-67 Tailgate Bumpers and Stops

Stoppers can wear out and cause problems with alignment of the body panels. New stoppers will help keep your panels in the correct alignment positions.

**Upper Tailgate**  
 RD2045 1958 LH and RH..... 46.99 pr

**Tailgate**  
 RD2004 1958-60 LH or RH ..... 16.99 ea  
 RD2002 1961-67 LH or RH ..... 11.99 ea

**Tailgate Latch**  
 RD2003 1959-67 LH or RH ..... 7.99 ea



## 1958-96 Trunk Weatherstrip

Replace your trunk weatherstrip and stop leaks which could cause severe damage and rust to your trunk pan and entire trunk area. When installed, your trunk will be water tight and completely sealed when shut. Trunk weatherstrip is available for 1958-96 full size models.

WSS16	1958-75	OER®	23.99	ea
20490800	1976-81	OER®	64.99	ea
WSS18	1991-96	reproduction	46.99	ea



## Seam Sealer Strip Caulk

This seam sealer also known as strip caulk can be used to adhere a variety of parts; air ducts, body openings, door panels water shields, emblems, fenders, floor plugs, kick panels, fuel tank, filler neck, firewall openings, heater box, quarter trim panel water shields, seat mounts, valance, window moldings. Five 13 ft. roll x .19" thick beads.

B11608 13 ft. roll 5 x .19" beads..... 22.99 ea




## 1958 Hood to Radiator Seal

Reproduction radiator support seal for 1958 Chevrolet full size models. Each seal is manufactured to correct factory specifications offering an authentic appearance and fitment. Manufactured in correct extruded rubber strip for vehicles with factory AC.

RD2093 1958 with AC..... 48.99 ea

# Weatherstrip



3781200 - detail 3819258 - detail K8095 - detail



## 1958-87 Hood to Cowl Seal

Reproduction hood to cowl seals for 1958-67 Chevrolet full size models. This high-quality extrusion attaches to the front edge of the cowl panel and seals to the rear of the hood.

W1080	1958-60	9.99 ea
3781200	1961-62	18.99 ea
3819258	1963-64	13.99 ea
K8095	1965-67	11.99 ea



## 1991-96 Chevrolet Full Size Front Hood and Hood to Cowl Seals

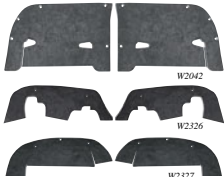
OE® front hood seal, hood to cowl seal and rear outer corner hood seals for 1991-96 Chevrolet full size models. Manufactured from durable rubber, these seals are designed to keep the engine bay clean and dry.

<b>Individual Seals</b>		
10221897	1991-96 front hood seal	19.99 ea
10230099	1991-96 hood to cowl seal	19.99 ea
K9196	1991-96 rear corner seals	29.99 pr

**3 Piece Set**

881137	1991-96	62.99 set
--------	---------	-----------

<b>Replacement Retainer Clips</b>		
20540336	1993-96	1.79 ea



## 1958-96 A-Arm Seals

Replace your old splash aprons with new reproductions and keep your engine compartment clean and free of water, salt, and other road debris. A correct reproduction fender skirt splash apron used to shield the engine compartment above the A-Arms. Includes staples when indicated for installation. Made in USA.

W2042	1958	without staples ...	15.99 pr
W2101	1959	without staples ...	15.99 pr
W2100	1960	without staples ...	15.99 pr
W2111	1961	with staples ...	15.99 pr
W2183	1962-64	with staples ...	15.99 pr
W2324	1965	with staples ...	15.99 pr
W2325	1966	with staples ...	23.99 pr
W2326	1967-68	with staples ...	23.99 pr
W2327	1969-70	with staples ...	23.99 pr
CP110	1971-76	without staples ...	25.99 pr
W2411	1982-96	without staples ...	25.99 pr



## 1968-69 Fender Skirt Dust Shields

Correct reproduction front fender skirt dust seals for 1968-69 Chevrolet Impala, Bel Air, Biscayne, and Caprice models. This fender skirt splash apron is used to seal the engine compartment above the A-Arms. Includes LH and RH seals. Mounting staples included.

W2410	1968-69	dust shield	19.99 set
-------	---------	-------------	-----------



## 1958-69 Front Splash Pan to Bumper Seals

Correct replacement front splash pan to bumper seals for 1958 and 1969 Chevrolet full size models. Includes LH and RH seals. Made in USA.

W2058	1958	14.99 pr
W2506	1969	31.99 pr



## 1958-80 Inner Fender Seals

Reproduction die-cut inner fender seals which install between the fender skirt and fender on all 1958-60 models. Sold in pairs. Made in USA.

W1103	1958-60	LH and RH	23.99 pr
-------	---------	-----------	----------

## 1958-76 Rear Fender Skirt Seal

Reproduction rear fender skirt rubber seal for 1958-76 Chevrolet Impala, and full size models. Manufactured to correct dimensions from quality EDPM rubber that replicates the original in fitment and appearance. Measures 120" long. Includes enough length for both LH and RH fender skirts.



BC1028	1958-76	full size	11.99 ea
--------	---------	-----------	----------

## 1973-90 Front Fender Splash Shield Clip

ABS plastic front fender splash shield push-in retainer clip for 1973-90 Chevrolet full size models. Head diameter 11/16", stem diameter 5/16", stem length 5/8".



480534	1973-90	nylon	1.49 ea
--------	---------	-------	---------



## 1968-68 Rear Bumper to Body Seal

Excellent reproduction body seal strip used to seal and fill the area where the rear bumper meets the body. This often damaged or missing part should be replaced for an original appearance. Made in USA.

TF401018	1958	full size	17.99 ea
W2160	1962	under taillights	14.99 pr
W2201	1963	under taillights	13.99 pr
B1623	1964	full size	24.99 ea
W2346	1967		17.99 ea
W2408	1968		21.99 ea



## 1967-68 Quarter Panel Extension Seals

Helps maintain the seal between the rear quarter panel and the quarter panel extension.

W23641	1967	2 door hardtop	15.99 pr
W2364	1968	Impala/Caprice	8.99 pr



## 1977-90 Trunk Lid Bumper

Reproduction rear compartment lid rubber stopper needed to prevent the rear compartment lid from slamming against the body. Each trunk bumper is manufactured in quality EPDM rubber that replicates the original in dimensions and design. Also used as the rear hood bumper on a variety of models. Replaces OE #12337963. 2 required. Use as required.

12337963	1977-90		5.99 ea
----------	---------	--	---------

# Rubber Bumpers



## 1958-96 Trunk Lid/Tailgate Bumper

Rubber stoppers for the trunk lid are essential for proper trunk alignment. We offer the bumpers listed below to help make your restoration complete!

### Sedan, Coupe, Hardtop Models

4721222	1958-69	5/16" thick	1.99 ea
4767559	1970-74	5/8" thick	2.99 ea
A4447	1969-75	1/2" thick	1.99 ea
10211204	1991-96	sedan	4.99 ea

### Wagon Models

4721222	1972	5/16" thick	1.99 ea
4767559	1970	5/8" thick	2.99 ea
A4447	1971-74	1/2" thick	1.99 ea



## 1962-70 Rubber Bumper Set

Achieve a clean tailored appearance of your Chevrolet's body panels by replacing the rubber stoppers. Stoppers can wear out and cause problems with alignment of the body panels. New stoppers will help keep your panels in the correct alignment positions. Sets include: hood side, hood adjuster, doors, glove box, and trunk.

W2316	1962	reproduction	22.99 set
K128	1963-64	OER	24.99 set
W2370	1965	reproduction	24.99 set
W2371	1966	reproduction	21.99 set
W2372	1967-70	reproduction	24.99 set



## 1958-74 License Plate Bumpers

<b>Front</b>			
3762180	1960-65	7/32" tall	3.99 ea
<b>Rear</b>			
K2019	1958-59	3/16" tall	3.99 pr
K2018	1960-61	1/4" tall	3.99 pr
3762180	1962-65	7/32" tall	3.99 ea
<b>Front and Rear</b>			
A9400127	1967-74	3 piece	5.99 set



## 1958-96 Fuel Filler Door Bumpers

Correct reproduction rubber bumpers for use on the gas filler door. Keeps the door from rattling and slamming against the body when closing.

K2011	1958-59	Impala	3.99 pr
K1114	1962-64	Impala	3.99 pr
4880572	1963-67	wagon - 2 required	3.99 ea
CS81	1965-72	all	9.99 ea
20349879	1991-96	Caprice wagon	1.99 ea

New!



## Universal Plastic Hole Plug

Universal plastic body hole plugs for multi-use applications. Sold individually.

92881	1/2" hole	7/8" diameter	99 ea
92891	3/4" hole	1-5/32" diameter	99 ea
92901	7/8" hole	1-1/4" diameter	99 ea
92910	1" hole	1-3/8" diameter	99 ea
92921	1-1/4" hole	1-5/8" diameter	99 ea
92931	1-1/2" hole	1-7/8" diameter	99 ea
172071	1-3/4" hole	2-1/8" diameter	99 ea
172081	2" hole	2-3/8" diameter	99 ea
187981	2-1/2" hole	3" diameter	99 ea
187991	3" hole	3-1/2" diameter	1.99 ea



## 1958-96 Hood Bumpers

These bumpers will help keep your hood aligned when closed. Helps keep the hood from making contact.

<b>Hood to Grill Bumpers</b>			
K2020	1959		3.99 pr
<b>Hood Adjuster Bumpers</b>			
3792828	1958-64	7/8" o.d.	2.99 pr
14069250	1982-96	1" o.d.	6.99 ea
<b>Hood Side Bumpers</b>			
K4061	1959-61		4.99 pr
W21812	1962		5.99 set
W2181	1963-64		5.99 pr
W2182	1965		7.99 set
K900	1966-77		2.99 ea
153411	1977-79		7.99 ea
14010567	1980-90		1.99 ea
10109691	1991-96		5.99 ea
<b>Rear of Hood to Cowl Bumpers</b>			
3962891	1969-70		2.69 ea
9841451	1972-74		4.99 ea

New!



## 1958-73 Hood Adjuster Set

OER® front of hood adjuster bolt set for 1958-73 Chevrolet full size models. Set includes: two 5/16"-18 x 1-3/8" bolts, two serrated self-locking flange nuts and two adjusting bolt rubber bumper covers.

<b>Adjuster Bolts, Lock Nuts, and Bumpers</b>			
K551	1958-73	LH and RH	9.99 set
<b>Adjuster Bolts and Lock Nuts Only</b>			
K555	1958-73	LH and RH	8.99 pr

## 1964-79 Hood Adjuster Bumpers

Reproduction outer rear hood bumpers for 1974-79 Chevrolet Impala models. Manufactured to quality EPDM rubber compound and matches the original in dimensions allowing proper fitment. Sold in pairs. Use as required.

MD2079	1964-66	1-3/4" long	8.99 ea
MD2080	1964-66	2-1/8" long	4.99 ea
340999	1974-79	1-1/2" long	3.99 ea
3973952	1974-79	1" round	2.99 pr



## Stainless Steel Hood Adjuster

Custom replacement billet stainless steel hood adjusters include rubber bumpers and are sold individually. Available in 1/4"-20, 5/16"-18, and 7/16"-14.

FB1057A	1/4" - 20		37.99 ea
FB1057B	5/16" - 18		38.99 ea
FB1057C	7/16" - 14		37.99 ea



## Universal Hood Adjuster Bumper

Ringbrothers universal billet hood adjusters. These bumpers measure 0.875" or 1-1/4" long to fit an array of classic and late models cars and trucks. Swap out your stock hood bumpers with Ringbrothers innovative billet hood adjusters. Carved from 6061-T6 aluminum and adjustable to align your hood in the proper position.

CB54701	0.875" natural	89.99 pr
CB54702	0.875" black	89.99 pr
CB54711	1-1/4" natural	89.99 pr
CB54712	1-1/4" black	89.99 pr



## 1959-66 Rubber Bumper

Reproduction of the rubber bumper for various applications on 1959-66 full size Chevrolet models. Measures 9/16" diameter, 7/32" tall, fits 9/32" hole.

3762180	1959-60	front to bumper valance	3.99 ea
3762180	1959-61	grill to H/L filler	3.99 ea
3762180	1961-62	door glass stop	3.99 ea
3762180	1964-66	hood lamp to hood	3.99 ea

# Replacement Glass

**OEER AUTHORIZED**



clear green tinted

## 1958-64 Full Size Vent Glass Assembly

OEER® Authorized vent window glass assemblies for 1958-64 full size models excluding sedan and wagon models. Comes complete with chrome vent frame and new glass. Completely assembled and ready-to-install. Glass is available in clear or tint.

### Clear Glass

2 Door Hardtop/Convertible	
A1635 1958 LH Impala.....	109.99 ea
A1636 1958 RH Impala.....	109.99 ea
A1639 1959-60 LH Impala/Bel Air	112.99 ea
A1640 1959-60 RH Impala/Bel Air	112.99 ea
A1646 1961-62 LH Impala/Bel Air	113.99 ea
A1647 1961-62 RH Impala/Bel Air	113.99 ea
A1650 1963-64 LH Impala.....	114.99 ea
A1651 1963-64 RH Impala.....	114.99 ea

4 Door Hardtop	
A1646 1961-62 LH Impala.....	113.99 ea
A1647 1961-62 RH Impala.....	113.99 ea

### Tinted Glass

2 Door Hardtop/Convertible	
A1637 1958 LH Impala.....	107.99 ea
A1638 1958 RH Impala.....	107.99 ea
A1641 1959-60 LH Impala/Bel Air	112.99 ea
A1642 1959-60 RH Impala/Bel Air	112.99 ea
A1648 1961-62 LH Impala/Bel Air	113.99 ea
A1649 1961-62 RH Impala/Bel Air	113.99 ea
A1652 1963-64 LH Impala.....	114.99 ea
A1653 1963-64 RH Impala.....	114.99 ea

4 Door Hardtop	
A1648 1961-62 LH Impala/Bel Air	113.99 ea
A1649 1961-62 RH Impala/Bel Air	113.99 ea



## 1958-64 Full Size Door Glass Assembly

OEER® Authorized door glass assemblies for 1958-64 GM full size models. Includes: chrome frame, glass setting channel, and new glass, assembled ready-to-install. Glass is available in standard clear or green tint.

Note: Shipped oversize.

### Clear Glass

2 Door Hardtop	
A1601 1958 LH Impala.....	225.99 ea
A1602 1958 RH Impala.....	225.99 ea
A1631 1958 LH Bel Air.....	250.99 ea
A1632 1958 RH Bel Air.....	250.99 ea
A1603 1959-60 LH all.....	189.99 ea
A1604 1959-60 RH all.....	189.99 ea
A1605 1961 LH Impala.....	189.99 ea
A1606 1961 RH Impala.....	189.99 ea
A1605 1961-62 LH Bel Air.....	189.99 ea
A1606 1961-62 RH Bel Air.....	189.99 ea
A1613 1962-64 LH Impala.....	189.99 ea
A1614 1962-64 RH Impala.....	189.99 ea

Convertible	
A1601 1958 LH Impala.....	225.99 ea
A1602 1958 RH Impala.....	225.99 ea
A1603 1959-60 LH all.....	189.99 ea
A1624 1959-60 RH all.....	189.99 ea
A1625 1961-64 LH Impala.....	189.99 ea
A1626 1961-64 RH Impala.....	189.99 ea

### Tinted Glass

2 Door Hardtop	
A1607 1958 LH Impala.....	225.99 ea
A1608 1958 RH Impala.....	225.99 ea
A1633 1958 LH Bel Air.....	250.99 ea
A1634 1958 RH Bel Air.....	250.99 ea
A1609 1959-60 LH all.....	189.99 ea
A1610 1959-60 RH all.....	189.99 ea
A1611 1961 LH Impala.....	189.99 ea
A1612 1961 RH Impala.....	189.99 ea
A1612 1961-62 LH Bel Air.....	189.99 ea
A1615 1962-64 LH Impala.....	189.99 ea
A1617 1962-64 RH Impala.....	189.99 ea

Convertible	
A1607 1958 LH Impala.....	225.99 ea
A1608 1958 RH Impala.....	225.99 ea
A1627 1959-60 LH all.....	230.99 ea
A1628 1959-60 RH all.....	230.99 ea
A1629 1961-64 LH Impala.....	189.99 ea
A1630 1961-64 RH Impala.....	189.99 ea



## 1958-89 Full Size Windshield

OEER® Authorized laminated safety windshield glass for 1958-89 Chevrolet full size models. Manufactured to factory specifications featuring correct contours for proper fitment and appearance.

Note: Select glass color when ordering. Prices may vary depending on glass color. Shipped track freight. \*With antenna. \*\*Without antenna. Shipped track freight.

Impala/Caprice/Bel Air/Biscayne		Priced From
FW547 1958 2 door coupe/conv	289.99 ea	
FW566 1959-60 2/4 door hdt/conv	459.99 ea	
FW586 1959-60 sedan/wagon.....	339.99 ea	
FW608 1961-62 2dr hdt/conv	299.99 ea	
FW608 1961-62 conv/2 door hdt	299.99 ea	
FW626 1963-64 2 door hdt/conv...	199.99 ea	
FW631 1963-64 4 dr sedan/wagon	199.99 ea	
FW628 1963-64 4 door hdt	386.99 ea	
FW660 1965-68 2/4 dr hdt/conv...	149.99 ea	
FW661 1965-68 2/4 dr sedan/wagon	149.99 ea	
FW749 1969-70 2/4 dr hdt/conv...	249.99 ea	
FW722** 1969-70 2/4 dr hdt/conv...	199.99 ea	
FW750 1969-70 4 dr sedan/wagon	199.99 ea	
DW778 1971-73 2/4 door hardtop...	229.99 ea	
DW780* 1971-76 4 dr sedan/wagon	229.99 ea	
DW784** 1971-76 hdt/conv/wagon...	229.99 ea	

Impala/Caprice		Priced From
DW782** 1971-73 2/4 door hardtop...	229.99 ea	
DW905* 1977-86 2 door coupe.....	199.99 ea	
DW905* 1977-89 4 dr sedan/wagon	199.99 ea	
DW906** 1977-86 2 door coupe.....	199.99 ea	
DW906** 1977-89 4 dr sedan/wagon	199.99 ea	

El Camino		Priced From
FW586 1959-60 El Camino.....	339.99 ea	

## 1970 Windshield Glass Support

Reproduction windshield glass support for 1970 B-Bodies is used to position and support the glass. Stamped galvanized steel with a rubber coated foot. Two required per vehicle.



C1269 1970 2 required.....	4.99 ea
----------------------------	---------

WEATHERSTRIP & MOLDING

# Replacement Glass



## 1958-68 Full Size Door Vent Glass

OER® Authorized door vent glass for 1958-68 Chevrolet full size models.

**Note:** Select glass color when ordering. Prices may vary depending on glass color.


2 Door Hardtop/Convertible		Price From
VG2200	1958 LH or RH	29.99 ea
VG2434	1963-64 LH or RH	35.99 ea

2 or 4 Door Hardtop/Convertible		Price From
VG2230	1959-60 LH or RH	29.99 ea
VG2235	1961-62 LH or RH	24.99 ea
VG3406	1965-68 LH	59.99 ea
VG3405	1965-68 RH	59.99 ea

El Camino		Price From
VG2237	1959-60 LH or RH	31.99 ea

2 or 4 Door Sedan/Station Wagon		Price From
VG2237	1959-60 LH or RH	31.99 ea
VG2340	1961-62 LH or RH	24.99 ea
VG2438	1963-64 LH or RH	35.99 ea
VG3436	1965-68 LH	59.99 ea
VG3435	1965-68 RH	59.99 ea


New!



## 1958-95 Vent Window Breezies

Accept your classic ride with vent window breezies. Just mount on the vent window and enjoy a cool breeze. Available in amber, blue, green, red, chrome plastic, or stainless steel.

CP50037A	amber	18.99 pr
CP50037B	blue	18.99 pr
CP50037C	green	18.99 pr
CP50037D	red	18.99 pr
CP50037E	chrome plastic	18.99 pr
CP50037F	stainless steel	19.99 pr



1958 Impala shown with tinted glass installed



1958 Impala shown with clear glass installed



## 1958-89 Full Size Front Door Glass

OER® Authorized front door glass for 1958-89 Chevrolet Impala and full size models. Manufactured to factory specifications featuring correct contours for proper fitment and appearance.

**Note:** Select glass color when ordering. Prices may vary depending on glass color. **MSRP**

Hardtop - 2 or 4 Door		Price From
FD2199	1958 LH or RH	59.99 ea
FD2231	1959-60 LH or RH	54.99 ea
FD2233	1959-60 LH or RH	54.99 ea
FD2338*	1961-62 LH or RH	89.99 ea
FD2401*	1962-64 LH or RH	49.99 ea
FD2436	1963-64 LH or RH	64.99 ea
FD3660*	1965-66 LH	99.99 ea
FD3659*	1965-66 RH	99.99 ea
FD3767*	1967-68 LH	99.99 ea
FD3766*	1967-68 RH	99.99 ea
FD4147*	1969 LH	199.99 ea
FD4146*	1969 RH	199.99 ea

Bubbletop - 1961-62 Bel Air and 1961 Impala		Price From
FD4310*	1961-62 LH or RH	59.99 ea

Convertible		Price From
FD2199	1958 LH or RH	59.99 ea
FD2235	1959-60 LH or RH	54.99 ea
FD2338*	1961-62 LH or RH	89.99 ea
FD3664*	1965-66 LH	99.99 ea
FD3663*	1965-66 RH	99.99 ea
FD3775	1967-68 LH	129.99 ea
FD3774	1967-68 RH	129.99 ea
FD4147*	1969 LH	199.99 ea
FD4146*	1969 RH	199.99 ea

El Camino		Price From
FD4211*	1959-60 LH or RH	69.99 ea

Caprice Hardtop		Price From
FD3661*	1966-67 LH	209.99 ea
FD3662*	1966-67 RH	209.99 ea

## Full Size Front Door Glass - Continued

2 Door Sedan/Wagon - Front Door		Price From
DT4205	1959-60 LH or RH	89.99 ea
FD2341	1961-62 LH or RH	54.99 ea
DT2439	1963-64 LH or RH	89.99 ea

4 Door Sedan/Wagon - Front Door		Price From
FD4207	1959-60 LH or RH	54.99 ea
FD2342	1961-62 LH or RH	75.99 ea
FD2441*	1963-64 LH or RH	75.99 ea
FD3438*	1965-68 LH	179.99 ea
FD3437	1965-68 RH	229.99 ea
DD5583	1977-79 LH	79.99 ea
DD5582	1977-79 RH	89.99 ea
DD6137	1980-89 LH	89.99 ea
DD6136	1980-89 RH	89.99 ea



## 1959-89 Full Size Rear Door Glass

OER® Authorized rear door glass for 1959-89 Chevrolet full size models. Manufactured to factory specifications featuring correct contours for proper fitment and appearance.

**Note:** Select glass color when ordering. Prices may vary depending on glass color.


Sedan		Price From
RD2343	1961-64 LH or RH	64.99 ea
DV5587	1977-89 LH	59.99 ea
DV5586	1977-89 RH	59.99 ea

Hardtop		Price From
RD2224	1959-60 LH or RH	54.99 ea
RD2337	1961-62 LH or RH	64.99 ea
RD2437	1963-64 LH or RH	69.99 ea

4 Door Wagon - Rear Door		Price From
RD4210	1959-60 LH or RH	64.99 ea
RD2344	1961-64 LH or RH	64.99 ea
RD3487	1965-68 LH	199.99 ea
RD3486	1965-68 RH	209.99 ea

4 Door Sedan/Wagon - Rear Door		Price From
RD4208	1959-60 LH or RH	54.99 ea
DD6139	1980-89 LH	89.99 ea
DD6138	1980-89 RH	89.99 ea

# Replacement Glass


**QG2402T**

**QG3477C**

**QG3433T**

**1958-75 Full Size Quarter Glass**

OER® Authorized quarter window glass for 1958-75 Chevrolet full size models. Manufactured to factory specifications featuring correct contours for proper fitment and appearance.

*Note: Select glass color when ordering. Prices may vary depending on glass color. \*Impala models only, will not fit Impala Custom or Caprice.*

Coupe/Hardtop	Price/From
QG2203 1958 LH or RH	49.99 ea
QG2232 1959-60 LH or RH	54.99 ea
QG2402 1962-64 LH or RH	35.99 ea
QG3477* 1965-66 LH	79.99 ea
QG3476 1965-66 RH	79.99 ea
QG3822* 1967-68 LH	129.99 ea
QG3821* 1967-68 RH	129.99 ea
QG4190 1969-70 LH	119.99 ea
QG4189 1969-70 RH	119.99 ea
Bubbletop - 1961-62 Bel Air and 1961 Impala	Price/From
QG4319 1961-62 LH or RH	59.99 ea
Convertible	Price/From
QG2201 1958 LH or RH	54.99 ea
QG2236 1959-60 LH or RH	54.99 ea
QG2339 1961-64 LH or RH	49.99 ea
QG3434 1965-66 LH	109.99 ea
QG3433 1965-66 RH	109.99 ea
QG4634 1971-75 LH	169.99 ea
QG4633 1971-75 RH	169.99 ea
Caprice - 2 Door Hardtop	Price/From
QG3680 1966-67 LH	199.99 ea
QG3679 1966-67 RH	199.99 ea
2 Door Sedan	Price/From
QG1028 1959-60 LH or RH	89.99 ea
QG2354 1961-62 LH or RH	89.99 ea
QG2440 1963-64 LH or RH - 22" det	89.99 ea
QG2354 1963-64 LH or RH - 24" lng	89.99 ea
4 Door Sedan	Price/From
QG2238 1959-60 LH or RH	54.99 ea
4 Door Wagon	Price/From
QG2240 1959-60 LH or RH	69.99 ea
QG1050 1961-64 LH or RH	99.99 ea


**BG546T - installed**

**BG3129C**

**BG4191T**

**BG3129C**


## 1958-70 Impala/Full Size Back Glass

OER® Authorized back glass for 1958-70 Chevrolet full size.

*Note: Select glass color when ordering. Prices may vary depending on glass color. Shipped truck freight.*

2 Door Coupe/Hardtop	Price/From
BG546 1958	299.99 ea
BG3006 1959-60	229.99 ea
BG3129 1962-64	269.99 ea
BG3475 1965-66	249.99 ea
BG3770 1967-68 Impala	249.99 ea
BG4027 1968 Impala Custom	279.99 ea
BG4150 1969-70 Impala	319.99 ea
BG4191 1969-70 Impala Custom	419.99 ea
Bubbletop - 1961-62 Bel Air and 1961 Impala	Price/From
BG3098 1961-62	279.99 ea
Caprice - Hardtop	Price/From
BG3681 1966-67	349.99 ea
BG4191 1969-70	419.99 ea
4 Door Hardtop	Price/From
BG3163 1963-64	419.99 ea
BG3773 1967-68	379.99 ea
2 or 4 Door Sedan	Price/From
BG3005 1959-60	399.99 ea
BG3130 1962-64	299.99 ea
BG3441 1965-66	359.99 ea
BG3780 1967-68	421.99 ea
Convertible	Price/From
BG3430 1965-70	249.99 ea
4 Door Wagon	Price/From
BG3008 1959-60	334.99 ea
BG3168 1963-64	419.99 ea
El Camino	Price/From
BG3009 1959-60	334.99 ea



## 1977-90 Caprice and Impala 4 Door Wagon Tinted Tailgate Back Glass

OER® Authorized reproduction back window glass for 1977-90 Chevrolet wagon models with 9 hole rear tailgate glass with or without defroster.

*Note: Shipped truck freight.*  
 DB5597T 1977-90 without defrost .. 179.99 ea  
 DB6206T 1981-89 with defrost ..... 179.99 ea



## 1959-60 Four Door Sedan Side Glass Set

Reproduction side window glass for 1959-60 Impala, Bel Air and Biscayne 4 door sedan models. Set includes 2 vent, 2 front door 2 rear door and 2 quarter window pieces of glass.

*Note: Shipped overweight.*  
**4 Door Sedan**  
 A6400101 1959-60 tinted ..... 389.99 set



## 10 oz. Windshield Adhesive Sealant

Rapid curing one component adhesive/sealant intended for all flush mounted and bonded windshield, side glass, or back glass replacement. Available in a 10 fl. oz. cartridge for use in a standard cartridge style caulking gun. Exceeds OEM strength requirements.  
 K4125 universal cartridge ..... 7.99 ea

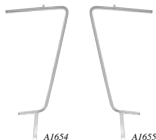


## 600 mL Windshield Adhesive Sealant

Rapid curing one component adhesive/sealant intended for all flush mounted and bonded windshield, side glass, or back glass replacement. Available in a 20 fl. oz. flex pack or sausage pack for use in a professional pneumatic, battery powered or hand operated sausage pack style caulking gun that accepts 60 mL flex-pack. Exceeds OEM strength requirements.  
 K4126 universal sausage pack ..... 9.99 ea

**WEATHERSTRIP & MOLDING**

# Glass Window Frames



## 1958-68 Vent Window Frame

Replace your missing or broken vent window frames on your 1958-68 full size Chevrolet hardtop or convertible. These high-quality reproductions are designed to replace your originals exactly and feature bright chrome-plating. Glass not included.

### 2 Door Hardtop/Convertible

A1654	1958	LH	Impala	70.99 ea
A1655	1958	RH	Impala	70.99 ea
A1656	1959-60	LH	Impala	83.99 ea
A1657	1959-60	RH	Impala	83.99 ea
A1658	1961-62	LH	Impala/BelAir	83.99 ea
A1659	1961-62	RH	Impala/BelAir	83.99 ea
B63641	1963-64	LH/RH	Impala	59.99 pr
B65681	1966-68	LH/RH	Impala	69.99 pr

### 4 Door Hardtop

A1658	1961-62	LH	Impala	83.99 ea
A1659	1961-62	RH	Impala	83.99 ea



## Door and Quarter Window Glass Holder

Have you ever tried to work on the door or quarter window regulator when the window glass is not supported? If so, here is your chance to do it conveniently. This unique tool is designed to hold the window glass in place while your working on the regulator.

Y63900	14.99 pr
--------	----------



A6122

## 1958-64 Chrome Door Window Frame

Reproduction chrome-plated door window frames for 1958-64 full size models. The door window frame helps support the glass when installed in the door.

### Impala - 2 Door Hardtop

A1622	1958	LH or RH	106.99 ea
A5920	1959-60	LH	106.99 ea
A5921	1959-60	RH	109.99 ea
A6120	1961	LH	109.99 ea
A6121	1961	RH	109.99 ea
A6123	1962-64	LH	106.99 ea
A6124	1962-64	RH	106.99 ea

### Bel Air - 2 Door Hardtop

A6120	1961-62	LH	109.99 ea
A6121	1961-62	RH	109.99 ea

### Convertible

A1622	1958	LH or RH	106.99 ea
A5922	1959-60	LH or RH	106.99 ea
A6122	1961-64	LH or RH	106.99 ea



## 1958-64 Quarter Window Frame

Reproduction quarter window frames for 1958-64 Chevrolet full size models. These high-quality reproductions are manufactured to factory specifications and feature bright chrome-plating.

### Impala - 2 Door Hardtop


A1660	1958	LH or RH	99.99 ea
A1662	1959-60	LH	109.99 ea
A1663	1959-60	RH	109.99 ea
A1664	1961	LH or RH	103.99 ea
A1665	1962-64	LH or RH	103.99 ea

### Bel Air - 2 Door Hardtop

A1664	1961-62	LH or RH	103.99 ea
-------	---------	----------	-----------

### Convertible

A1227	1958	LH or RH	90.99 ea
A5927	1959-60	LH or RH	103.99 ea
C616408	1961-64	LH or RH	64.99 pr



## 1958-64 Glass Setting Channel

Reproduction lower glass setting channels for various 1958-64 Chevrolet full size models. The door glass rests in the channel assembly as it mounts to the regulator. Available for LH or RH doors.

Note: \*Stainless steel.

### Bel Air - 2 Door Sedan

A5819	1958	LH	50.99 ea
A5818	1958	RH	50.99 ea

### Bel Air - 2 Door Hardtop

A1618	1958	LH	89.99 ea
A1619	1958	RH	89.99 ea

### Impala - 2 Door Hardtop/Convertible

A1618	1958	LH	89.99 ea
A1619	1958	RH	89.99 ea
A5918	1959-60	LH	83.99 ea
A5919	1959-60	RH	83.99 ea
C2383	1961-64	LH	54.99 ea
C2382	1961-64	RH	54.99 ea
C2383*	1961-64	LH	89.99 ea
C2382*	1961-64	RH	89.99 ea

GM AUTHORIZED



## Glass Setting Tape

Replacement glass setting tape for various models. This glass tape holds glass firmly and permanently. Seals against dirt, moisture, and will not stretch out of shape. Just fold it over the glass edge, insert glass in the metal frame or channel, and trim with a knife or razor blade. Available in either 5 or 10 foot sections and 1-1/2" wide.

### 5 Foot Roll

GT0116	1/16" thickness	9.99 ea
GT0132	1/32" thickness	9.99 ea
GT0364	3/64" thickness	9.99 ea

### 10 Foot Roll

GT8832	1/16" thickness	19.99 ea
GT8834	1/32" thickness	19.99 ea
GT8836	3/64" thickness	19.99 ea

# Door Window Components



7609589

## 1961-66 Front Door Window Regulator

OER® door window regulators for 1961-66 full size models without power windows. OER® window regulators are manufactured to factory specifications for a correct fit and function. Produced in stamped steel construction, each regulator features a splined shaft in the correct configuration for use with OEM or reproduction window crank handles. Each regulator comes coated in clear zinc-plating to ensure long-lasting corrosion resistance. Rollers are pre-attached during assembly for your convenience.

### 2 Door Hardtop and Convertible

4807295	1961-64	LH	84.99 ea
4807294	1961-64	RH	84.99 ea
7609589	1965-66	LH	119.99 ea
7609588	1965-66	RH	119.99 ea



## 1959-60 Window Regulator Gear Plate Kit

Reproduction front door window regulator gear plate and rivet kit for 1959-60 Chevrolet Impala, BelAir, Biscayne, El Camino, 2 or 4 door hardtop, sedan, convertible models. This high-quality gear plate is manufactured to factory specifications and includes new rivets.

L17067	1959-60	LH or RH	55.99 kit
--------	---------	----------	-----------



L16178

back view

## 1958-60 Manual Window Regulator Gear

Reproduction manual window regulator 6 tooth gear cog for 1958-60 Chevrolet full size models. This reproduction door window regulator gear is manufactured from a high-quality stamped steel to factory specifications for an authentic appearance and fit. Zinc-plated for rust prevention.

L16178	1958-60	LH or RH	25.99 ea
--------	---------	----------	----------



4486028

## 1965-66 Rear Quarter Window Regulator

OER® quarter window regulators for 1965-66 full size models without power windows. Manufactured from stamped steel featuring correct splined shaft for use with OEM or reproduction window crank handles. Each regulator is coated in clear zinc-plating to ensure long-lasting corrosion resistance. All rollers are pre-attached during assembly and ready-to-install.

### 2 Door Hardtop and Convertible

4486028	1965-66	LH	89.99 ea
4486027	1965-66	RH	89.99 ea



CM2021



CM2023

## 1959-64 Vent Window Regulator

Replace your stuck or broken vent window regulators with these reproduction assemblies. Each regulator is cast with a quality zinc alloy and is produced from an original GM mold.

CM2021	1959-60	LH	164.99 ea
CM2020	1959-60	RH	164.99 ea
CM2023	1961-64	LH	89.99 ea
CM2022	1961-64	RH	89.99 ea

New!



B17151



4474717

## 1965-68 Vent Window Regulator

Reproduction vent window regulator for 1965-68 Chevrolet full size models. Each regulator is designed and manufactured to replicate the original in fit and functionality. Replace your original non-working vent window regulator with this quality reproduction.

### Hardtop and Convertible

B17151	1965-68	LH	79.99 ea
B17251	1965-68	RH	79.99 ea

### 2 or 4 Door Sedan and Wagon

4474716	1965-68	LH	79.99 ea
4474717	1965-68	RH	79.99 ea



## 1965-70 Tailgate Window Regulator Cam

Original style tailgate window regulator cam assembly for 1965-70 four door station wagons. 2 required.

G9207	1965-70		91.99 ea
-------	---------	--	----------

New!



## 1970-90 Window Regulator

### Guide Cam Washer

Genuine GM window guide cam washer designed for 1970-90 Chevrolet full size models. Sold individually.

G9212	1970-90	washer	4.99 ea
-------	---------	--------	---------



top view

bottom view

## 1971-74 Window Regulator Cam Spacer

Correct replacement spacer for 1971-74 models. See listing for correct applications.

9804150	1971-72	sport coupe	2.99 ea
9804150	1973	all models	2.99 ea
9804150	1974	2 door	2.99 ea



## 1958-76 Lower Window Stop Bumper

Reproduction window stop bumpers for 1958-76 Chevrolet full size models. Cushion (stem bumper), window stop, front, rear, quarter windows, lower. For front and rear door, rear side and quarter windows as required.

TF300231	1958-61	7/8" x 5/16"	22.99 ea
9810036	1970-76	1-3/4" x 1/2"	4.99 ea



## 1970-76 Full Size Lower Window Bumper

Correct replacement rubber stop bumper to keep the door glass from rolling down beyond the required travel point.

9810036	1970-76		4.99 ea
---------	---------	--	---------

## 1959-64 Front Door

### Window Stop

Reproduction lower front door window stops designed for 1959-64 two or four door hardtop and convertible models. Manufactured to original factory specifications using modern manufacturing techniques to replicate the original in fit, finish, and functionality. The window stops are manufactured in stamped steel with rubber sleeved ends to prevent rattling. Sold in pairs. 1 pair required per door, 2 required per vehicle.

H546	1959-60	LH or RH	22.99 set
4833799	1961-64	LH or RH	18.99 pr



TF901005



TF901004

## 1958-64 Window Adjust Plate Set

Reproduction window adjustment plate set for 1958-64 models. Each set includes chrome plates, seals, and all mounting hardware. One set does two doors.

TF901001	1958	4 door hardtop	18.99 set
TF901005	1959-60	hardtop/conv	18.99 set
TF901004	1961-64	hardtop/conv	19.99 set



# Door Window Components



## 1965-67 Upper Window Guide

Inner door panel retainer/window guide is used to support the inner door panels and to guide the window when rolling up or down. Includes the correct felt padding to keep the window from being scratched.  
 4541699 1965-67..... 16.99 ea

## 1961-64 Door Window Sash Channel

Replace your missing or rusted out window sash channel with this high-quality reproduction. Each sash channel features a zinc coating. Fits LH or RH sides.  
*Note: Approximately 11-3/8" from center of bolt hold to center of bolt hole.*  
 A9600118 1961-64 LH or RH..... 19.99 ea



## 1965-70 Door Window Sash Channel

Reproduction door window inner sash channel for 1965-70 full size models. Manufactured to factory specifications and features a zinc coating with integral blind nuts. This is what the window regulator rollers ride in to raise and lower the front door glass. Fits LH or RH sides. 2 required per vehicle.  
*Note: Approximately 7-13/16" from center of bolt hole to center of bolt hole.*  
 4459521 1965-70 LH or RH..... 18.99 ea



## 1959-62 Quarter Window Glass Channel

Reproduction quarter window glass channel for 1959-62 Impala and Bel Air 2 door hardtop models. These high-quality channels are manufactured to factory specifications from high-quality stamped steel. This channel attaches to the lower portion of the quarter window and connects with the window regulator. LH or RH.  
 L17017P 1959-60 Impala..... 36.99 ea  
 L17017P 1960 Bel Air..... 36.99 ea  
 L17023P 1961 Impala..... 24.99 ea  
 L17023P 1961-62 Bel Air..... 24.99 ea  
 L17022P 1962 Impala..... 36.99 ea




## 1959-63 Convertible Quarter Window Glass Run Channel Tracks

Reproduction quarter window glass run channel tracks for 1959-63 Impala convertible models. These reproduction channels are manufactured from a high-quality steel to factory specifications and include all mounting brackets.  
*Note: The channels do not include the felt lining.*  
 L17016P 1959-60 LH and RH..... 399.99 pr  
 L17021P 1961-63 LH and RH..... 399.99 pr



## 1959-60 Quarter Window Pivot Assembly

Reproduction quarter window pivot assembly for 1959-60 convertible models. Manufactured to factory specifications including adjuster plates, studs, correct washers, and bolts.  
 153306 1959-60..... 249.99 pr



## 1968-86 Window Guide Washer

Reproduction door and quarter window roller guide washer for 1966-86 full size models. Manufactured from stamped steel including a black oxide finish and slotted hole as original. This washer interlocks with the roller guide shaft at the glass. Measures: 1-3/8" o.d.  
 4491086 1966-86 all..... 3.99 ea



## 1968-72 Window Guide Roller Nut Tool

This OER<sup>®</sup> manufactured tool is designed to easily remove the guide plate nut on door or quarter window glass. Fits 1966-72 models.  
 T10020 1966-72..... 19.99 ea



## 1958-85 Window Regulator Roller

Correct reproduction window roller assembly for 1958-65 models.  
 C1072 1958-65..... 7.99 ea



## 1967-68 Door Window Roller

Correct reproduction door window roller installs on window regulator and repairs faulty originals for 1967-68 models.  
 C1074 1967-68 LH..... 19.99 ea  
 C1075 1967-68 RH..... 19.99 ea



## 1971-76 Door Window Roller

Correct reproduction door window roller assembly for 1971-76 sport sedan models.  
 C1077 1971-76..... 10.99 ea



## 1966-68 Lower Quarter Window Roller

OER<sup>®</sup> reproduction lower quarter window roller for 1966-68 Chevrolet Impala models. This roller and stud unit helps keep the window on the guide track during the opening and closing operation. Manufactured from quality injection molded polymer and attached correctly to SAE threaded mounting stud as original. Outside diameter is 15/16". 6 rollers required per vehicle.  
 C1073 1966-68 individual..... 8.99 ea  
 881245 1966-68 set of 6..... 48.99 set



## 1971-76 Lower Quarter Window Roller

OER<sup>®</sup> reproduction quarter window guide roller for 1971-76 Chevrolet full size 2 door models. Installs on the bottom of the quarter window. Helps the window to roll up and down smoothly. Available as the roller and stud only or a complete assembly that includes the washers and gasket insulators.  
 9831697 1971-76 complete assy..... 16.99 ea  
 9831696 1971-76 roller only..... 8.99 ea

## Door Glass Roller Washer


Injection molded reproduction of the original plastic washer that pushes through the door glass. Exact reproduction of the original door glass roller washer  
 152742 4 required..... 2.99 ea



## 1968-72 Door Glass Guide Stop Bumpers

Reproduction door glass guide stop bumpers for 1968-72 Impala/full size models. This piece is required for proper door glass alignment, and is commonly damaged during removal and can't be reinstalled.  
 152731 1968 sport coupe..... 7.99 pr  
 152731 1968 sport sedan rear door..... 7.99 pr  
 152731 1969-71 sport coup/conv..... 7.99 pr  
 152731 1970-72 2 door, sport sedan..... 7.99 pr

# Eyebrow Moldings



152788 - installed



152788

## 1960 Fender Eyebrow Moldings


Reproduction eyebrow molding set for 1960 Impala models. Manufactured to factory specifications, featuring correct contours, and polished finish. Sold as a set of 4 pieces with mounting hardware included. 152788 1960 Impala..... 164.99 set  
152789 1960 Bel Air/Biscayne..... 189.99 set

OER



3827131 - installed

K103 - installed



3827132

3827131

K103 - LH and RH

## 1963 Eyebrow Molding

OER\* upper and lower fender eyebrow moldings for 1963 Chevrolet full size models. These moldings are bright finished aluminum as original. The upper eyebrow moldings feature the correct mounting inserts with #10-24 threaded studs.

3827131	1963 LH	upper...	34.99 ea
3827132	1963 RH	upper...	34.99 ea
K103	1963 LH and RH	lower...	37.99 pr



K115 - installed



K115

C1054

## 1964 Eyebrow Moldings

OER\* fender eyebrow moldings for 1964 Chevrolet full size models. These moldings are bright finished aluminum as original. Includes correct steel clips with #10-24 threaded studs and correct nylon push-in retainer clip. Sold in pairs.

Moldings with Original Style Clips  
K115 1964 LH and RH..... 89.99 pr  
Replacement Style Clip Set  
C1054 1964 6 piece..... 5.99 set

OER RESTORATION



B6601 - installed



3865253

B6601

## 1965-66 Eyebrow Molding

OER\* front fender eyebrow moldings for 1965-66 Chevrolet full size models. These moldings are manufactured from bright finished aluminum as original and feature the correct steel mounting inserts with #10-24 threaded studs.

3865253	1965 LH	.....	89.99 ea
3865254	1965 RH	.....	89.99 ea
B6601	1966 LH and RH	.....	52.99 pr



152883 - installed



## 1966 Eyebrow Extensions

Reproduction eyebrow extension moldings for 1966 Impala models. Manufactured to factory specifications, featuring correct contours and finish.

152883 1966 LH and RH..... 54.99 pr



B6705 - installed

B6700 - installed

B6706 - installed



B6705

B6700

B6706

## 1967 Eyebrow Moldings

Reproduction fender eyebrow moldings for 1967 Chevrolet full size models. These moldings are bright finished aluminum as original. Sold in pairs.

Note: \*For models without cornering lamps.

Eyebrow Moldings  
B6705 1967 LH and RH upper... 154.99 pr  
B6700 1967 LH and RH lower... 74.99 pr

Corner Filler Moldings  
B6706\* 1967 LH and RH ..... 159.99 pr

# Grill and Hood Moldings

**OER AUTHORIZED**

## 1961 Full Size Upper Grill Moldings

OER® Authorized upper grill moldings for 1961 Chevrolet full size models. Manufactured in polished stainless steel to factory specifications for an original fit and appearance. Features the correct mounting inserts with four #10-24 threaded studs, includes eight #10-24 pal nuts. Sold as a pair.

B10013 1961 LH and RH..... 89.99 pr



## 1962 Impala Upper Grill Molding

Reproduction upper grill molding for all 1962 Chevrolet full size models. Manufactured from bright finished aluminum to factory specifications and features pre-punched mounting holes for the grill teeth. This quality reproduction molding will replace your worn or missing molding perfectly.

Note: Shipped oversize.

B10162 1962..... 58.99 ea



## 1962 Upper Grill Ornament Set

Reproduction chrome grill ornament/teeth set originally installed on all 1962 Chevrolet full size models. These ornaments are installed on top of the upper grill molding and are used to retain it to the grill. Set includes 11 ornaments and 11 installation nuts.

SC6214 1962..... 29.99 set

**OER AUTHORIZED**



## 1964 Full Size Lower Grill Molding

OER® Authorized lower grill molding for 1964 Chevrolet Impala/full size models. Manufactured to factory specifications for an original fit and appearance. These moldings are bright finished aluminum and feature the correct mounting insert with eight studs.

Note: Shipped oversize.


B11724 1964..... 69.99 ea



## 1965 Lower Valance Moldings

Reproduction front lower valance panel moldings for all 1965 Chevrolet full size models. These moldings are manufactured from polished stainless steel to factory specifications. Includes mounting hardware.

152615 1965 LH and RH..... 174.99 pr



## 1958 Hood Bar Molding

1958 hood full size hood bar and extension moldings. Each die-cast molding is manufactured to factory specifications with a chrome finish as original. The 5 piece kit includes the hood bar, hood bar extensions, and fender side extension moldings.

**Hood Bar and Extension Kit**

881319 1958 5 piece..... 664.99 kit

**Extension Kit - 4 Piece**

881315 1958 4 piece..... 399.99 kit

**Hood Bar**

A1950 1958 hood bar..... 299.99 ea

**Hood Bar Extension**

B219150 1958 LH..... 118.99 ea

B219152 1958 RH..... 118.99 ea

**Hood Bar Side Fender Extension**

B219151 1958 LH..... 89.99 ea

B219153 1958 RH..... 99.99 ea



## 1964-66 Hood Split Molding

OER® hood split moldings for 1964-66 Chevrolet Impala and full size models. These moldings are manufactured to factory specifications for an original fit and appearance. 1964 moldings are bright finished aluminum and feature the correct mounting insert with six #10-24 studs. 1965-66 moldings are chrome-plated die-cast with 7 cast mounting studs.

Note: \*Requires six #10-24 nuts. \*\*Requires seven 1/8" thread cutting palmets.

3845278\* 1964..... 94.99 ea

986188\*\* 1965..... 189.99 ea

986561\*\* 1966..... 199.99 ea



## 1960 Hood Lip Molding

Correct reproduction hood lip molding for all 1960 models. Replace your damaged or missing molding with one of these high-quality reproductions. Manufactured from bright finished aluminum to factory specifications for an original fit and appearance.

BC97 1960..... 199.99 ea



## 1962-64 Hood Lip Molding

OER® hood lip moldings for 1962-64 Chevrolet full size models. Manufactured to factory specifications for an original fit and appearance. These moldings are bright finished aluminum and feature the correct mounting insert with #10-24 studs. 1962-63 features black "CHEVROLET" painted lettering and the 1964 features the injection molded plastic insert. Includes mounting hardware.

Note: \*Shipped oversize.

3799051 1962..... 189.99 ea

3821976 1963..... 219.99 ea

3842091\* 1964..... 239.99 ea



## 1967 Hood Lip Molding

Reproduction hood lip molding for 1967 full size models. Manufactured from bright finished aluminum to factory specifications for an original fit and appearance.

Note: Shipped oversize.

B6704 1967..... 289.99 ea

# Body Side Moldings



## 1958 Body Side Moldings

Reproduction 1958 body side moldings and inserts for Impala and Bel Air 2 door models. Moldings are manufactured from polished stainless steel, as original. Available separately is the 6 piece set of ribbed aluminum inserts that mount between the upper and lower moldings. Molding clips are sold separately.

**Important:** Fender moldings are not currently available.

**Note:** \* Shipped overseas.

### Door and Quarter Panel Side Moldings

B219210\* 1958 LH and RH 8 pc... **\$51** 599.99 set

**Upper Quarter Panel Bead Moldings**

B219230\* 1958 LH ..... 274.99 ea

B219235\* 1958 RH ..... 274.99 ea

### Body Side Molding Aluminum Inserts

B219200 1958 LH and RH 6 pc... 423.99 set



## 1958 Fender Louvers

Reproduction front fender louvers for 1958 Bel Air and Impala models. These louvers are mounted on each fender just behind the headlamp bezels. Manufactured to factory specifications from bright finished aluminum as original. Set of 8.

A1910 1958 ..... 71.99 set



## 1958-62 Fender Top Ornaments

Reproduction fender top ornaments for 1958-62 Chevrolet full size models. These high-quality chrome-plated die-cast ornaments will add that finishing touch to your restoration. Replace your missing or pitted ornaments today.

14045 1958 LH/RH reproduction 114.99 pr

CX1864 1959 LH/RH reproduction 104.99 pr

CX1865 1960 LH/RH reproduction 104.99 pr

CX1866 1961 LH/RH reproduction 104.99 pr

K331 1962 LH/RH OER® ..... 99.99 pr



B5914

## 1959 Impala Body Side Molding

Reproduction quarter panel body side moldings for 1959 Impala 2 door hardtop and convertible models. Manufactured as original from polished stainless steel, these moldings replace both the upper and lower side moldings on both the driver and passenger side quarter panels. Molding clips are sold separately.

### Quarter Panel Side Moldings

C5914UL 1959 upper LH ..... 68.99 ea

C5914UR 1959 upper RH ..... 68.99 ea

C5914LL 1959 lower LH ..... 68.99 ea

C5914LR 1959 lower RH ..... 68.99 ea

### Quarter Panel Side 4 Piece Molding Set

B5914 1959 LH & RH ..... 229.99 set



## 1960 Impala Body Side Moldings

Reproduction quarter panel body side moldings for 1960 Impala 2 door hardtop and convertible models. Manufactured as original from polished stainless steel, these moldings replace both the upper and lower side moldings on the driver or passenger side quarter panel. Molding clips are sold separately.

### Quarter Panel Side Moldings

B6010 1960 LH or RH 2 piece... 131.99 pr



## 1960 Side Fender Moldings

Reproduction fender moldings for 1960 Chevrolet Impala and Nomad models. Manufactured from bright finished aluminum as original for an authentic fit and appearance. Includes pre-installed mounting rails with mounting studs.

P1960 1960 LH and RH ..... 129.99 pr

# Body Side Moldings



CM2080 - installed



CM2080



CM2220

## 1960-63 Front Fender Louvers

Front fender louvers for 1960 and 1963 Chevrolet Impala models. These chrome-plated die-cast louvers are manufactured to OE specifications for an original fit and appearance. Includes LH and RH louvers and features black painted details as original. Includes fasteners.

CM2080 1960 8 piece ..... 228.99 set  
CM2220 1963 4 piece ..... 67.99 set



C626301 - installed



## 1961-64 Gas Door Guard

Reproduction accessory gas door guards for various 1961-64 Chevrolet full size models. Manufactured from polished stainless steel.

*Note: Will not fit station wagon models.*


B9086 1961 Impala/full size ..... 15.99 ea  
C626301 1962-63 Impala/full size ..... 21.99 ea  
C6404 1964 exc. Impala SS ..... 18.99 ea  
C6403 1964 Impala SS ..... 17.99 ea




## New! 1960 Impala Door Spear Molding Clip Set

Replacement door spear molding clip set for 1960 Impala 2 door hardtop and convertible models. This high-quality clip set features the correct size replacement clips to install the LH and RH upper door moldings. 8 piece set.

L13513 1960 LH and RH side ..... 59.99 set



B9190 - RH side installed



B223600 - installed B9090 - installed



B19088

B9089

B220300

B222000

## 1961 Impala Body Side Molding

Reproduction body side moldings for 1961 two door Impala models. Available as a kit of 16 moldings or individually. Manufactured from bright finished aluminum as original for an authentic fit and appearance. Molding clips are sold separately.

*Note: \*Shipped oversize. †Door moldings are three pieces as original, pre-assembled as one piece.*

**Body Side Molding Kit** \$51  
B9190\* 1961 16 piece ..... 579.99 kit

**Fender Moldings - LH or RH, 2 Required**  
B19088 1961 individual .. 59.99 ea

**Door Moldings - Assembled**  
B223600 1961 LH/RH 3 piece ..... 135.99 pr

**Door Moldings - Unassembled**  
B9089 1961 LH/RH front ..... 99.99 pr

**Quarter Panel Side Moldings**  
B222000 1961 LH upper ..... 44.99 ea  
B222500 1961 RH upper ..... 44.99 ea  
B223000 1961 LH lower ..... 64.99 ea  
B223500 1961 RH lower ..... 69.99 ea

**Quarter Panel to Wrap Around "Y" Moldings**  
B9090 1961 LH/RH 2 piece ..... 61.99 pr

**Quarter Panel Wrap Around Moldings**  
B223600 1961 LH/RH 2 piece ..... 65.99 pr



B9214 - RH side installed




B9214

## 1962 Impala Body Side Moldings

Reproduction body side molding sets for 1962 two door Impala models. Moldings are manufactured from bright finished aluminum and feature off-white painted inserts. Molding clips sold separately.

*Note: Shipped double oversize.* \$52  
B9214 1962 LH and RH 6 piece... 529.99 set



B9214SS - installed



B9214SS - detail



B9214SS

## 1962 Impala SS Body Side Moldings

Reproduction body side molding sets for 1962 Impala SS models. Moldings are manufactured from bright finished aluminum and feature engine turned design tape style inserts. Molding clips sold separately.

*Note: Shipped double oversize.* \$52  
B9214SS 1962 LH and RH 6 piece... 529.99 set

# Body Side Moldings



B9020 - installed

## 1963 Impala Body Side Moldings

Reproduction body side moldings for 1963 two door Impala models. Moldings are manufactured from bright finished aluminum and feature off-white painted inserts. Molding clips sold separately unless noted.

**Important:** Side molding sets and quarter panel moldings include the "IMPALA" quarter panel emblem letters.

**Note:** \*Shipped oversize. \*\*Shipped double oversize.

**Body Side Molding 6 Piece Set w/Clips** <sup>0531</sup> <sup>0532</sup>  
B9021\*\* 1963 LH and RH..... 349.99 set

**Fender Moldings**  
B9018 1963 LH and RH..... 75.99 pr

**Door Moldings 2 Piece Set with Clips**  
CS630 1963 LH and RH..... 197.99 set

**Quarter Moldings with "IMPALA" Letters**  
B9020\* 1963 LH and RH..... 224.99 pr



B9020S - installed



CS632

## 1963 Impala SS Body Side Moldings

Reproduction body side moldings for 1963 Impala SS models. Moldings are manufactured from bright finished aluminum and feature engine turned design tape style inserts. Door moldings are offered with the correct style aluminum inserts pre-installed. Molding clips sold separately unless noted.

**Important:** Side molding sets and quarter panel moldings include the "IMPALA" quarter panel emblem letters.

**Note:** \*Shipped oversize. \*\*Shipped double oversize.

**Body Side Molding 6 Piece Set w/Clips** <sup>0531</sup> <sup>0532</sup>  
B9021SS\*\* 1963 LH and RH..... 369.99 set

**Door Moldings 2 Piece Set w/Clips**  
CS632 1963 LH and RH..... 239.99 set

**Quarter Moldings with "IMPALA" Letters**  
B9020S\* 1963 LH and RH..... 243.99 pr

New!



L13007 - installed


## 1963 Bel Air Body Side Molding Set

Reproduction body side molding set for 1963 Bel Air 2 door sedan models. Moldings are manufactured to factory specifications from polished stainless steel. GM originally made these moldings out of aluminum. They are polished to show quality and include the mounting clips for easy installation.

L13007 1963 LH and RH..... 1749.99 set



B9077 LH Side - installed



B9077

B9027

## 1964 Impala Body Side Moldings

Reproduction body side moldings for 1964 two and four door standard Impala models. Moldings are manufactured from bright finished aluminum and feature white painted inserts. Molding clips sold separately.

**Note:** \*Shipped oversize. \*\*Shipped double oversize.

**Body Side Molding Set - 2 Door** <sup>0531</sup> <sup>0532</sup>  
B9077\* 1964 LH and RH 14 pc... 473.99 set

**Body Side Molding Set - 4 Door**  
B9057\* 1964 LH and RH 18 pc... 644.99 set

**Fender Moldings - 2 or 4 Door**  
B9026\*\* 1964 LH or RH upper... 64.99 ea  
C6405 1964 LH and RH lower... 74.99 pr

**Door Moldings - 2 Door**  
B227500 1964 LH or RH upper... 49.99 ea  
B9025 1964 LH or RH lower... 39.99 ea

**Quarter Panel Moldings - 2 Door**  
B229500 1964 LH or RH upper... 54.99 ea  
B9030L 1964 LH lower... 84.99 ea  
B9030R 1964 RH lower... 84.99 ea

**Quarter Panel C-Shape Moldings - 2 or 4 Door**  
B9027 1964 LH and RH..... 97.99 pr




B9206 LH Quarter - installed

## 1964 Impala SS Body Side Moldings

Reproduction body side moldings for 1964 Impala SS models. Moldings are manufactured from bright finished aluminum and feature engine turned design tape style inserts. Molding clips sold separately.

**Note:** \*Shipped double oversize. <sup>0532</sup>  
B9206 1964 LH and RH 8 piece 478.99 set



BC6601 - installed

BC6601

## 1966 Impala Body Side Moldings

Reproduction body side moldings for 1966 two and four door Impala and Impala SS models. Manufactured to factory specifications, features black accent stripe in the center of each molding. Set includes: fender, door, quarter panel, and quarter panel to trunk wrap around moldings. Includes mounting clips.

**Note:** \*Shipped oversize. \*\*Shipped double oversize.

**Body Side Molding Set - 2 Door** <sup>0531</sup> <sup>0532</sup>  
BC6601\*\* 1966 LH and RH 8 pc... 256.99 set

**Body Side Molding Set - 4 Door Hardtop/Sedan**  
BC6614\* 1966 LH and RH 10 pc 381.99 set



B6803 - installed

## 1968 Impala Side Molding Set

Reproduction body side molding set for 1968 Impala 2 door models. Manufactured to factory specifications, features black inserts in the center of each molding. Set includes: fender, door, and quarter panel moldings.

**Note:** \*Shipped double oversize. <sup>0532</sup>  
B6803 1968 6 piece..... 467.99 set

# Window, Roof, Door Moldings

CS628
SC63123
CS64501
CS633

## 1962-64 Impala SS Engine Turned Aluminum Body Side Molding Inserts

Reproduction Super Sport body side molding inserts for 1962-64 models. Each aluminum insert is "engine turned" to produce an effective original appearance utilizing the same process of manufacturing as the original. Adhesive sold separately.

### Body Side Molding Insert Kit

CS628	1962	6 piece	269.99 set
SC63123	1963	6 piece	249.99 set
CS64501	1964	8 piece	249.99 set

### Side Molding Inserts for Individual Moldings


CS631	1963	fender	29.99 pr
CS632A	1963	door	89.99 pr
CS633	1963	quarter	134.99 pr

## 1962-64 Impala SS Engine Turned Refacing Tape for Body Side Molding

Replacement Super Sport side molding insert tape for 1962-64 Impala SS models. Includes enough tape to reface a complete set of moldings. Die-cut for easy installation, looks like engine turned aluminum.

### Body Side Molding Tape Inserts

BC025	1962	6 piece	32.99 set
BC026	1963	6 piece	29.99 set
BC027	1964	8 piece	31.99 set





## 1962-64 Impala SS Engine Turned Refacing Tape - 5" x 25' Foot Roll

Replacement Super Sport engine turned molding insert tape for 1962-64 Impala SS models. This 5" wide engine turned tape can be used on side moldings, rear deck panels, dash trim, consoles top plates, and any other custom application you can think of. Looks like engine turned aluminum.

### Universal Roll - 5" Wide x 25' Long

BC025R	1962-64		170.99 set
--------	---------	--	------------



## 1963-67 Windshield Moldings

OER® windshield reveal molding set designed to fit 1963-67 Impala, Impala SS, and 1966-67 Caprice 2 door hardtop models. This set will replace original worn out or dented moldings.

K121	1963-64	5 piece	179.99 set
K124	1965-67	5 piece	139.99 set



## 1962 Below Rear Window Ornament

Reproduction below rear window grill ornament for 1962 Impala 2 and 4 door hardtop models. Each die-cast molding is manufactured to factory specifications with a chrome finish and black painted details as original.

CM2187	1962		232.99 ea
--------	------	--	-----------



## 1962-68 Back Glass Moldings

OER® back glass reveal molding set designed to fit 1962-66 Impala and Impala Super Sport models. Manufactured to factory specifications from polished stainless steel.

### 2 Door Hardtop - Impala or Impala SS


K123	1962-64	5 piece	179.99 set
K125	1965-66	5 piece	149.99 set
K12567	1967-68	5 piece	279.99 set



## 1962-64 Side Roof Drip Moldings

Reproduction roof drip rail moldings designed for 1962-64 Impala two door hardtop models. Manufactured to factory specifications. Sold in pairs.

M1738	1962-64		124.99 pr
-------	---------	--	-----------



## 1963-64 Belt Line Reveal Moldings

These are reproduction door and quarter belt line reveal moldings used on various 1963-64 Chevrolet full size hardtop and convertible models. These moldings fit on the top of the door and quarter just outside of the glass opening. The door and quarter belt line weatherstrip attach to these moldings.

### Vent Window - Hardtop or Convertible

B6308	1963-64	LH and RH	82.99 pr
-------	---------	-----------	----------

### Door - 2 Door Hardtop or Convertible

B6309	1963-64	LH and RH	106.99 pr
-------	---------	-----------	-----------

### Quarter - 2 Door Hardtop

B6310	1963-64	LH and RH	78.99 pr
-------	---------	-----------	----------




## 1980-81 Rear Door Lower Molding

Lower rear door molding for 1980-81 Caprice Classic 4 door sedan models. Genuine GM.

G1571	1980-81	LH or RH	94.99 ea
-------	---------	----------	----------

# Rocker Panel Moldings




## 1958 Rocker Panel Moldings

Reproduction stainless steel rocker panel moldings for 1958 Impala models. Manufactured in polished stainless steel to factory specifications for an original fit and appearance. Mounting hardware is included.

Note: Shipped double oversize.

A1924 1958 LH and RH ..... 513.99 pr



RD7012  
cut away - profile



152991 - profile

## 1959-61 Rocker Panel Moldings

Reproduction stainless steel rocker panel moldings for various 1959-61 Chevrolet full size models. Manufactured in 24 gauge number 8 mirror finish stainless steel to factory specifications for an original fit and appearance. Features factory style contours, mounting holes, and installation hardware. Made in USA.

Important: Concave style reproduction moldings feature the correct curved profile and correct non-angled countersunk end mounting screw holes as original.

Note: Shipped double oversize.

Concave Reproduction  
RD7012 1959-60 with clips ..... 849.99 pr  
RD7013 1961 with clips ..... 849.99 pr

Reproduction  
152991 1959-60 with clips ..... 751.99 pr  
152992 1961 with clips ..... 751.99 pr



## 1962 Rocker Panel Moldings

Reproduction rocker panel moldings for 1962 Chevrolet full size models. Each molding is stamped to factory specifications with correct contours and bright finish for a perfect fit and an authentic appearance. Available individually or in a pair.

Important: Will fit 1961 and 1963-64 models but not cosmetically correct as original for all models.

Note: Shipped double oversize.

Impala/Bel Air  
748559 1962 LH ..... 69.99 ca  
748558 1962 RH ..... 69.99 ca  
B4000 1962 LH and RH ..... 134.99 pr




## 1962-64 Rocker Panel Moldings

Rocker panel moldings for 1962 Biscayne and 1964 Bel Air models. These rocker panel moldings are the thin design, approximately one inch tall. Each molding is stamped from bright finished aluminum to factory specifications with correct contours for a perfect fit and an authentic appearance. Mounting hardware sold separately.

Important: Will fit 1961-64 models but not cosmetically correct as original for all models.

Note: Shipped double oversize.

Biscayne  
14763 1962 LH and RH ..... 142.99 pr  
Bel Air  
14763 1964 LH and RH ..... 142.99 pr



## 1963-64 Rocker Panel Moldings

These custom accessory Foxcraft style rocker panel moldings were specifically designed to fit 1963-64 Chevrolet full size models. Manufactured in 20 gauge number 10 mirror finish stainless steel. Made in USA. Mounting hardware included.

Note: Shipped double oversize.  
153446 1963-64 LH and RH ..... 751.99 pr




## 1965 Rocker Panel Moldings

Reproduction rocker panel molding and extension set for 1965 Impala models. This 4 piece set of moldings runs along the rocker panel under the doors and along the lower quarter panel behind the rear wheels. These moldings are manufactured from bright finished aluminum and feature the upper black accent stripe as original. One set does both sides and includes mounting brackets and hardware for installation.

Important: Original for Impala 2 and 4 door hardtop, convertible and 4 door sedan models. These moldings are not original for Impala Super Sport models, but will fit.

Note: Shipped double oversize.

16997 1965 4 piece set ..... 379.99 set



B10166

## 1965-70 Rocker Panel Moldings

Reproduction rocker panel molding for various 1965-70 Chevrolet full size models. Each molding is stamped from bright finished aluminum to factory specifications for a perfect fit and an authentic appearance. Mounting hardware sold separately.

Note: Shipped double oversize.

Bel Air/Biscayne  
B10166 1965 LH and RH ..... 89.99 pr  
Impala/Impala SS  
B10166 1966 LH and RH ..... 89.99 pr  
All Models - Except Caprice  
B6800 1968 LH and RH ..... 84.99 pr  
Bel Air/Biscayne - 2 Door Sedan  
B6800 1969 LH and RH ..... 84.99 pr  
Impala/Bel Air/Biscayne - 4 Door Sedan  
B6800 1970 LH and RH ..... 84.99 pr  
Station Wagon - Except Kingswood Estate  
B6800 1970 LH and RH ..... 84.99 pr



## Universal Rocker Molding/Trim Screw

OER® rocker panel molding attaching screws for various GM models. These chrome-plated screws are #8 x 3/4" countersunk Phillips oval head. Available with a standard #8 head or an undersized #6 head. Sold individually or in sets of 10. Use as required.

Individual Screws  
A1799 #6 head ..... 79 ca  
2710 #8 head ..... 69 ca

Set of 10  
A1799K #6 head ..... 7.99 set  
R493 #8 head ..... 4.99 set

WEATHERSTRIP & MOLDING



# Quarter/Wheel Moldings

FM3201

## 1971-76 Rocker Panel Moldings

Reproduction rocker panel moldings for 1971-76 Impala and 1974-76 Caprice models. Each rocker panel molding is manufactured to factory specifications ensuring an exact replacement. Mounting hardware sold separately.

Note: Shipped double oversize.

052


### All Models - Except Wagon

Lower Rocker Panel  
FM3201 1971-76 LH and RH ..... 359.99 pr

Rear Quarter Panel  
FM3203 1971-76 LH and RH ..... 299.99 pr

### Station Wagon

Lower Rocker Panel  
FM3202 1971-76 LH and RH ..... 359.99 pr



A2901 - installed



## 1958 Quarter Panel Louvers

Reproduction quarter panel louvers for 1958 Bel Air and Impala models. These louvers are mounted on each quarter panel just in front of the bumper. Set of 8. A2901 1958..... 121.99 set




B219245 - installed

## 1958 Quarter Panel "S" Molding

Reproduction 1958 Impala quarter panel "S" moldings, manufactured to factory specifications in stainless steel, as original.

B219240 1958 LH ..... 219.99 ea  
B219245 1958 RH ..... 219.99 ea



## 1966 Quarter Panel Corner Moldings

Reproduction rear quarter panel to trunk lid corner moldings for 1966 Chevrolet full size models. Located on the rear edge of the quarter panels. Features black accent stripe in the center of each molding. Mounting hardware sold separately.

Note: Not for use on station wagon models.

Impala, Impala SS, and Caprice  
C6602 1966 LH and RH ..... 64.99 pr

Replacement Clip Set  
C66021 1966 clip set ..... 7.99 set



## 1958-60 Quarter Accessory Exhaust Ports

A high-quality reproduction of the optional accessory exhaust ports for all 1958-60 Chevrolet models. These are the stainless steel oval ports mounted to the lower rear of the quarter panel to give the appearance of dual exhaust. Includes mounting hardware. Also used on accessory cruiser skirts, usually 2 pairs per vehicle on cruiser skirt applications. Sold in pairs.

14042 1958-60 ..... 99.99 pr



## 1965 Quarter Window Corner Trim

Rear quarter window corner trim for 1965 Impala 2 door hardtop models. These high-quality chrome-plated die-cast moldings will add that finishing touch to your restoration.

CM2450 1965 LH and RH ..... 73.99 pr



New!

## 1960 Quarter Panel Bird Molding Clip Set

Replacement quarter panel side trim/bird molding clip set for 1960 Impala, Biscayne, Bel Air and El Camino models. This high-quality clip set features the correct size replacement clips to install the quarter panel trim/bird molding. These clips have been handcrafted to perfectly secure the side ornament to the quarter panel. 2 piece clip set with retaining nuts. LH or RH. 2 sets required per vehicle.

2 and 4 Door Sedan and Wagon  
L13002 1960 Biscayne ..... 34.99 pr  
L13003 1960 Bel Air ..... 38.99 pr  
L13345 1960 Impala ..... 49.99 set

4 Door Hardtop  
L13003 1960 Bel Air ..... 38.99 pr  
L13345 1960 Impala ..... 49.99 set

2 Door Hardtop and Convertible  
L13345 1960 Impala ..... 49.99 set

El Camino  
L13003 1960 El Camino ..... 38.99 pr

New!



## 1961 Bel Air Quarter Molding Clip Set

Replacement rear quarter panel side trim molding clip set for 1961 Bel Air 2 and 4 door hardtop, sedan and station wagon models. This high-quality clip set features the correct size replacement clips to install the rear quarter panel Y-shaped molding. 4 piece clip set with retaining nuts. LH and RH.

L13094P 1961 Bel Air ..... 49.99 set



3884061C - installed



3884061C

## 1965-70 Wheel Opening Moldings

OEER® Authorized 1965-70 Chevrolet full size wheel opening moldings sets. These bright finished stamped aluminum moldings are manufactured to factory specifications for an original fit and appearance. Sold in 4 piece sets. Includes moldings and mounting screws.

Note: Shipped oversize.

3884061C 1965 except wagon ..... 149.99 set  
C2367 1966 except wagon ..... 169.99 set  
B1398 1967 all models ..... 154.99 set  
B1399 1968 all models ..... 154.99 set  
B1399A 1969 all models ..... 154.99 set  
B1438 1970 all models ..... 154.99 set



C2395 - installed



C2395


## 1977-80 Wheel Opening Moldings

OEER® Authorized 1977-80 Chevrolet full size wheel opening moldings. These bright finished stamped aluminum moldings are manufactured to factory specifications for an original fit and appearance. Includes molding and mounting screws.

Note: Shipped oversize.

Impala and Caprice, Except Wagon Models  
C2395 1977-79 LH front ..... 34.99 ea  
C2394 1977-79 RH front ..... 34.99 ea  
C2397 1977-79 LH rear ..... 34.99 ea  
C2396 1977-79 LH rear ..... 34.99 ea

1980-85 Impala and 1980-90 Caprice  
B1393 1980-90 LH front ..... 24.99 ea  
B1392 1980-90 RH front ..... 24.99 ea  
B1391 1980-90 LH rear ..... 24.99 ea  
B1390 1980-90 RH rear ..... 24.99 ea

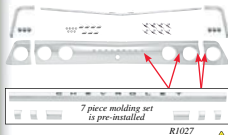


## 1965-96 Wheel Molding Screw Set

Replace the missing or worn out wheel well molding screws on 1965-96 full size models with this set of reproduction screws. Freshen up the appearance of your vehicle with this 36 piece set that includes enough screws for all 4 moldings.

K606 1965-96 ..... 4.99 set

# Rear Body Molding Kits



## 1962 Rear Cove Panel and Molding Kit

Rear body cove panel and molding kit for 1962 Impala and Impala SS models. Kit includes: the upper trunk lid molding, LH and RH outer cove panel moldings, 3 piece rear cove, and deck panel set with the 7 piece chrome molding set installed. The center molding features embossed "CHEVROLET" block letters painted black as original. Includes rear deck panel clip set.

**Important:** Impala SS kit features engine turned rear panels.  
**Note:** Not for use on station wagon models.  
Shipped double oversize.

R1027	1962	Impala	959.99 kit
R1028	1962	Impala SS	1101.99 kit



## 1963 Rear Cove Panel and Molding Kit

Rear body cove panel and molding kit for 1963 Impala and Impala SS models. Kit includes: the upper and lower trunk lid moldings, LH and RH outer cove panel moldings, 3 piece rear cove, and deck panel set. The upper trunk molding features embossed "CHEVROLET" block letters painted black as original.

**Important:** Impala SS kit features engine turned rear panels.  
**Note:** Not for use on station wagon models.  
Shipped double oversize.

R1030	1963	Impala	979.99 kit
R1031	1963	Impala SS	1075.99 kit



## 1964 SS Rear Trunk and Cove Molding Kit

Reproduction trunk, cove panel and trim molding kit for 1964 Impala SS models. Kit includes: the upper and lower trunk lid moldings, LH and RH inner and outer cove panel moldings, 3 piece engine turned rear cove, and trunk panel set. The center trunk panel features the chrome "CHEVROLET" letters installed.

<b>9 Piece Kit</b>			
R1024	1964	9 piece	626.99 kit

<b>10 Piece Kit with Trunk Split Molding</b>			
R1026	1964	10 piece	721.99 kit



## 1962 Rear Cove Panel 7 Piece Molding Set

Rear panel 7 piece molding set for 1962 Impala and Impala SS models, except station wagon. Each die-cast molding is manufactured to factory specifications with a chrome finish and the center molding features embossed "CHEVROLET" block letters painted black as original. Includes fasteners.

CM2192	1962	7 piece	339.99 set
--------	------	---------	------------



## 1962 Rear Deck Panel Clips

Reproduction rear deck panel retaining clips for 1962 Impala and Impala SS models. When mounting the rear deck panel on your vehicle, use the correct clips for a proper fit.

CS6313	1962	16 piece	24.99 set
--------	------	----------	-----------



## 1962 Rear Cove Panel Set

Reproduction rear body cove panel set for 1962 Impala and Impala SS models. Includes: LH and RH outer cove panels, center rear deck panel, 7 piece die-cast chrome molding set installed. The center molding features embossed "CHEVROLET" block letters painted black as original. Includes rear deck panel clip set.

**Important:** Impala SS kit features engine turned rear panels.  
**Note:** Not for use on station wagon models.  
Shipped double oversize.

SC6200	1962	Impala	879.99 set
SC6201	1962	Impala SS	1029.99 set



## 1963 Rear Cove Panel Set

Rear body cove panel set for 1963 Impala and Impala SS models. Includes: LH and RH outer cove panels and the center rear deck panel.

**Important:** Impala SS kit features engine turned rear panels.  
**Note:** Not for use on station wagon models.  
Shipped double oversize.

SC2202	1963	Impala	669.99 set
SC2203	1963	Impala SS	769.99 set



## 1964 SS Rear Cove Panel Insert Set

Reproduction trunk and cove panel engine turned aluminum insert set for 1964 Impala SS models. Includes: LH and RH outer cove panels and the center trunk panel. The center trunk panel features the chrome "CHEVROLET" letters installed.

CS6457	1964	Impala SS	384.99 set
--------	------	-----------	------------

OFF AUTHORIZED



## 1964 Rear Trunk and Cove Moldings

Rear trunk and cove panel set for 1964 Impala models without the Super Sport option. Each aluminum molding is stamped to factory specifications with correct bright finish and silver painted details for an authentic fit and appearance. The trunk lid molding features chrome "CHEVROLET" letters installed. Includes mounting clips.

**Note:** Not for use on station wagon or Super Sport models.

<b>3 Piece Kit</b>			
R1964	1964	3 piece	180.99 kit

<b>4 Piece Kit with Trunk Split Molding</b>			
R1025	1964	4 piece	275.99 kit




## 1965 Rear Body Panel Molding

Reproduction rear body panel moldings for 1965 Impala models. Each aluminum molding is stamped to factory specifications with correct bright finish and painted details for an authentic fit and appearance. Impala molding #B9097 features stenciled "Chevrolet" script with black painted details. Super Sport moldings feature the die-cast chrome-plated "Chevrolet" script and "Impala SS" emblems pre-installed. Includes mounting rails with studs and retaining nuts.

**Note:** Black and gray cove moldings were exclusively used on vehicles painted black. Not for use on station wagon models. Shipped oversize.

<b>Impala - Except Super Sport</b>			
B9097	1965	chrome	324.99 ea

<b>Impala Super Sport</b>			
CM2463	1965	black	356.99 ea
CM2463S	1965	black/gray	356.99 ea



## 1965 Rear Trunk and Cove Molding Kit

Reproduction trunk, cove panel and trim molding kit for 1965 Impala and Impala SS models. Kit includes: the trunk lid molding, LH and RH outer cove panel corner moldings, and the center rear body panel molding.

**Note:** Black and gray SS cove moldings were exclusively used on cars painted black. Not for use on station wagon models. Shipped oversize.

<b>Impala - Except Super Sport</b>			
R1200	1965	chrome	621.99 kit

<b>Impala Super Sport</b>			
R1201	1965	black	813.99 kit
R1202	1965	black/gray	813.99 kit

WEATHERSTRIP & MOLDING

# Rear Body Moldings

**OE** AUTHORIZED



## 1962-63 Rear Cover Panel Moldings

OE<sup>®</sup> Authorized 1962-63 Impala, Impala SS, or Bel Air rear outer cover moldings. Each aluminum molding is stamped to factory specifications with correct bright finish and appearance. Includes mounting clips.

*Note: Not for use on station wagon models.*

748618	1962	LH and RH	69.99 pr
K812	1963	LH and RH	99.99 pr
4884435	1963	set of clips only	14.99 set



## 1965 Rear Corner Cover Panel Moldings

Reproduction cover panel corner moldings for 1965 Impala models. Each aluminum molding is stamped to factory specifications with correct bright finish and painted details for an authentic fit and appearance. Includes mounting clips.

*Note: Black and gray cover moldings were exclusively used on cars painted black. Not for use on station wagon models.*


<b>Impala - Except Super Sport</b>			
B9092	1965	LH/RH gray	214.99 pr
<b>Impala Super Sport</b>			
CM2463B	1965	LH black	197.99 ea
CM2463A	1965	RH black	197.99 ea
CM2463D	1965	LH black/gray	197.99 ea
CM2463C	1965	RH black/gray	197.99 ea



## 1965 Rear Corner Cover Molding Clip Set

Replacement rear corner cover molding clip set for 1965 Impala and Impala SS models. These replacement clips are manufactured from a high-quality polymer plastic to perfectly secure the cover moldings to the vehicle. 3 piece clip set with retainers. LH or RH.

Y13059P	1965	3 piece	44.99 set
---------	------	---------	-----------



## 1960-62 Trunk Lid Moldings

Reproduction trunk lid moldings for 1960-62 Impala and Bel Air models. Manufactured from bright finished aluminum as original for an authentic fit and appearance. Molding clips are sold separately unless noted.

B220000	1960	with clips	66.99 ea
B223650	1961	2 piece	100.99 pr
748624	1962	with clips	59.99 ea



## 1963 Trunk Lid Molding

Reproduction trunk lid moldings for 1963 Impala, Impala SS, and Bel Air models. Manufactured from bright finished aluminum as original for an authentic fit and appearance. The upper molding features embossed "CHEVROLET" block letters painted black as original. Includes mounting clips.

*Note: \*Shipped oversize.*

CX1862*	1963	upper	194.99 ea
B226000	1963	lower	66.99 ea



## 1964 Trunk Lid Molding

Reproduction trunk lid moldings for 1964 Impala SS, Bel Air, and Biscayne models. Manufactured from bright finished aluminum as original for an authentic fit and appearance. Includes mounting clips.

**Important:** \*Not all Biscayne models require this molding. *Note: Not for use on station wagon models.*

<b>Impala SS, Bel Air, and Biscayne</b>			
3853110*	1964	upper	72.99 ea

<b>Impala SS and Bel Air</b>			
3853109	1964	lower	72.99 ea



## 1964 Rear Cover Panel Moldings

Reproduction cover panel moldings for 1964 Impala SS, Bel Air, and Biscayne models. Manufactured from bright finished aluminum as original for an authentic fit and appearance. Includes mounting clips.

*Note: Not for use on station wagon models.*

<b>Impala SS, Bel Air, and Biscayne</b>			
748833	1964	LH and RH	outer.... 74.99 pr

<b>Impala SS and Bel Air</b>			
748832	1964	LH and RH	inner.... 53.99 pr



## 1964 Rear Cover Panel Moldings

Rear cover panel moldings for 1964 Impala models without the Super Sport option. Each aluminum molding is stamped to factory specifications with correct bright finish and silver painted details for an authentic fit and appearance. Includes mounting clips.

*Note: Not for use on station wagon models.*

<b>Impala, Except Super Sport</b>			
C2371	1964	LH	34.99 ea
C2369	1964	center	119.99 ea
C2370	1964	RH	34.99 ea



## 1967 Rear Cover Panel Moldings


Reproduction rear outer cover moldings for 1967 models. Located on the rear edge of the quarter panels, these moldings extend from the center trunk molding.

*Note: Not for use on station wagon models.*

<b>Impala - Convertible, 4 Door Hardtop and Sedan</b>			
B9267C	1967	LH and RH	79.99 pr

<b>Impala/Impala SS - 2 Door Hardtop</b>			
B9267	1967	LH and RH	76.99 pr

<b>Caprice - 2 or 4 Door Hardtop</b>			
B9267C	1967	LH and RH	79.99 pr



## 1960 Taillight Panel Trim Moldings

Reproduction taillight panel trim moldings for 1960 Impala models. Manufactured from bright finished aluminum to factory specifications, each trim panel will fit and install as original offering a beautiful authentic appearance. Features correct vertical black painted details. Includes: LH and RH aluminum panels, 16 mounting clips, and 16 palmuts.

<b>Molding and Clip Set</b>			
SC6000	1960	LH and RH	579.99 set

<b>Clip Set</b>			
SC6001	1960	32 piece	37.99 set

# Molding Clips and Retainers

OE



## 1964 Trunk Split Molding

OE\* 1964 Impala or Bel Air trunk split molding. Each aluminum molding is stamped to OE factory specifications with correct bright finish for an authentic fit and appearance. Includes mounting clips.

3853674 1964 split molding ..... 99.99 ea  
B1422 1964 clips only ..... 9.99 set

C6605

## 1965-66 Trunk Lid Molding

Reproduction trunk lid moldings for 1965-66 Chevrolet full size models. Manufactured to factory specifications for an authentic fit and appearance. 1966 molding features black accent stripe in the center. Mounting hardware sold separately.

Note: Not for use on station wagon models. Shipped oversize.

Impala, Impala SS, and Bel Air  
B0996 1965 ..... 102.99 ea

Impala, Impala SS, and Caprice  
C6605 1966 ..... 129.99 ea



C16708

## 1967 Impala Trunk Lid Molding

Reproduction trunk lid molding for 1967 Impala and Impala SS 2 door hardtop models. Installs on the rear edge of the trunk lid. Available with or without Bow Tie emblem assembly installed. Includes mounting clips.

Note: Fits Impala 2 door hardtop models only.

C16708 1967 with emblem ..... 399.99 ea  
C16708A 1967 without emblem ..... 304.99 ea



B1416

## 1959-64 Trunk Molding Clips

Reproduction trunk molding retaining clips for 1959-64 Chevrolet full size models. When mounting the trunk moldings on your vehicle, use the correct clips for a proper fit.

Note: Set includes the clips to attach all 6 moldings, upper and lower trunk and inner and outer cove moldings.

Trunk Molding Clip Set (Replacement Style)  
B1416 1959 24 piece ..... 16.99 set

Center Connector Clip (OE Style)  
B9193 1961 V-clip ..... 8.99 ea

Impala SS/Bel Air (Replacement Style)  
C1053\* 1964 36 piece ..... 18.99 set



## 1966-67 Tailgate Nylon Molding Clip

Tailgate molding clip for 1966-67 Chevrolet full size wagon. Replaces OE #4490167. Sold individually.

A9477 1966-67 1/2" long ..... .99 ea



L13510H

## New! 1959 Trunk Molding Clip Set

Replacement complete trunk lid molding clip set for 1959 Impala models. These high-quality clip sets feature the correct size replacement clips to install the LH and RH trunk lip moldings, trunk split molding and the "T" molding connector.

Note: Does one molding, 2 sets required per vehicle.

### Complete Clip Set

L13510H 1959 2 door hdtp ..... 176.99 set  
L13510C 1959 convertible ..... 176.99 set  
L13510C 1959 4 door hdtp/sdn ..... 176.99 set

### "T" Molding Connector Clip Set

L13509 1959 all ..... 28.99 set

### Trunk Split Molding Clip Set

L13507 1959 2 door hdtp ..... 61.99 set  
L13508 1959 convertible ..... 49.99 set  
L13508 1959 4 door hdtp/sdn ..... 49.99 set

### Trunk Rear Edge Molding Clip Set

L13381\* 1959 all, exc wagon ..... 49.99 set  
L13384\* 1960 all, exc wagon ..... 49.99 set

### Trunk Emblem to Fin Molding Clip Set

L13385\* 1959 all, exc wagon ..... 49.99 set



14035

## 1958-64 Rocker Molding Clip Set

Reproduction rocker panel molding clip sets for 1958-64 models. When replacing your moldings, don't forget new clips which provide authentic fit and appearance.

### Rocker Panel Molding Clips

A1481C 1958 LH and RH ..... 29.99 set  
14021 1959-60 LH and RH ..... 25.99 set  
14035 1962 LH and RH ..... 17.99 set

### For Faxcraft Style Moldings

14035 1963-64 LH and RH ..... 17.99 set



## 1962-70 Rocker Panel Molding Retainers

Replacement rocker molding retainers for various 1962-70 Chevrolet full size models equipped with the thinner style (1" tall) rocker panel moldings.

152982 1962-70 ..... 19.99 set



R13956

## 1965-69 Rocker Panel Molding Retainers

This 1" tall rocker panel molding retainer replaces the original rail style retainers. Install this clip at every rail mounting hole instead of the rail. This style clip helps prevent water buildup between the rail and rocker panel and eliminates the rust problem associated with the original rail style retainers. For various 1965-69 models with the wide style rocker panel moldings.

Note: Not for use with B10166, B6800, or 1" moldings.

R886638 1965-69 individual ..... 2.99 ea  
R13956 1965-69 12 piece ..... 19.99 kit

## 1971-76 Rocker Panel Molding Retainers

Replacement rocker panel molding retainers for 1971-76 Chevrolet full size models equipped with the wide style rocker panel moldings. Sold individually.

EL83542 1971-76 ..... 1.89 ea

New!



7672609

## 1967-69 Convertible Well Molding Clips


Reproduction stamped convertible well molding clip for 1967-69 Impala convertible models. This clip is designed and manufactured to attach the rear convertible well chrome molding around the rear convertible top well. Sold individually or a set of 10.

7672609 1967-69 individual ..... 4.99 ea  
R749 1967-69 10 piece ..... 36.99 set


## 1980-81 Lower Body Molding Clip

Reproduction clip designed for 1980-81 Caprice models, for use on lower fender, door, and quarter moldings.

20631034 1980-81 ..... 4.99 ea



EL51619



EL83469

## 1959-60 El Camino Molding Clips


Reproduction molding clip sets for 1959-60 El Camino models. When replacing your moldings, don't forget new clips which provide authentic fit and appearance. Includes enough clips for both sides unless noted.

Bed Molding Clip Set  
EL51619 1959-60 73 piece ..... 74.99 set

Roof Molding Clips  
EL83698 1959-60 11 piece ..... 29.99 set  
EL83694 1959-60 individual ..... 2.99 ea

Rear Fin Molding Clip Set  
EL83696 1960 30 piece ..... 59.99 set

# Molding Clip Sets



## 1958 Molding Clips

Reproduction molding clip sets for 1958 Impala and Bel Air models. When replacing your moldings, don't forget new clips which provide authentic fit and appearance. Includes enough clips for both sides. Body side molding clip set includes: 18 for fender spear, 28 door, 34 lower quarter side, 22 upper quarter bead, 20 rear "S" moldings, 12 pitchfork, 12 quarter scripts, and 2 quarter side union.

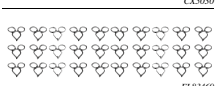
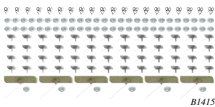
- Body Side Molding Clip Set**  
 152628 1958 Impala/Bel Air..... 209.99 set
- Door Molding Clip Set**  
 B1412 1958 Impala/Bel Air..... 59.99 set
- Quarter Panel Side Molding Clip Set**  
 B1414 1958 Impala/Bel Air..... 74.99 set
- Pitchfork Molding Clip Set**  
 B1413 1958 Impala..... 19.99 set



## 1959-60 Tail Fin Corner Molding Clip Set

Replacement rear tail fin corner molding clip set for 1959-60 Chevrolet full size models. These high-quality clip sets feature the correct size replacement clips to install the rear quarter tail fin corner moldings. These clips have been handcrafted to perfectly secure the rear molding to the quarter panel. 4 piece clip set with retainers. LH and RH.

- 2 and 4 Door Hardtop, Sedan, and Convertible**
- L13520 1959 all..... 49.99 set
- L13440 1960 Bel Air..... 60.99 set
- L13440 1960 Impala..... 60.99 set
- 2 and 4 Door Station Wagon**
- L13519 1959 all..... 49.99 set
- 2 and 4 Door Sedan**
- L13440E 1960 Biscayne..... 60.99 set
- Sedan Delivery**
- L13519 1959 all..... 49.99 set
- L13440E 1960 all..... 60.99 set
- El Camino**
- L13519 1959 all..... 49.99 set
- L13440E 1960 all..... 60.99 set



## 1961-68 Impala Molding Clips

Reproduction molding clip sets for 1959-64 Impala models. When replacing your moldings, don't forget new clips which provide authentic fit and appearance. Includes enough clips for both sides.


- Body Side Molding Clip Set**  
 B1415\* 1959 LH and RH..... 134.99 set  
 B14215 1964 LH and RH..... 109.99 set
- Rear Fin Molding Clip Set**  
 CX5030 1959 11 piece - 2 req..... 26.99 set  
 EL83469 1960 30 piece..... 59.99 set
- Quarter Panel Molding Clips**  
 B5915 1959 40 piece..... 29.99 set  
 B6011 1960 40 piece..... 14.99 set
- Roof Molding Clips**  
 EL83698 1959-60 11 piece..... 29.99 set  
 EL83694 1959-60 individual..... 2.99 ea



## 1962-68 Bel Air Molding Clips

Replacement body side molding clips and hardware used to mount Bel Air body moldings. Includes correct screw-in style door molding end clips

- Body Side Molding Clip Sets**
- B14362 1962 LH and RH..... 79.99 set
- L13491 1963 LH/RH - 2 door..... 94.99 set
- L13493 1963 LH/RH - 4 door..... 94.99 set
- Fender Molding Clip Set**
- B14363 1962 LH and RH..... 15.99 set
- Quarter Panel Molding Clips**
- B14365 1962 LH and RH..... 23.99 set
- Door Molding Clips**
- B14364 1962 LH and RH..... 39.99 set



## 1961-68 Molding Clip Set

Replacement body side molding clip sets for 1962 Bel Air and 1961-68 Impala models. When replacing your moldings, don't forget new mounting clips which provide authentic fit and appearance. Includes enough clips for both sides.

- Bel Air**  
 B14362 1962 2 door..... 79.99 set
- Impala/Impala SS**  
 B9191 1961 2 door..... 44.99 set  
 B9215 1962 2 or 4 door..... 68.99 set  
 C9065 1963 2 door..... 23.99 set
- Impala**  
 B9078 1964 2 door..... 64.99 set  
 B9058 1964 4 door..... 68.99 set
- Impala SS, Replacement Style**  
 B19079 1964 2 door..... 55.99 set
- Impala SS, Original Style**  
 B14215 1964 2 door..... 109.99 set
- Impala/Impala SS**  
 B1426 1966 2 or 4 door..... 69.99 set  
 B6807 1968 2 door..... 39.99 set

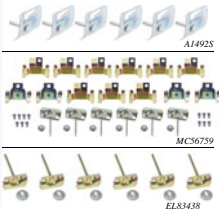


## 1962-68 Molding Clip Set

Replacement individual body side molding clip sets for 1962 Bel Air and 1963-66 Impala models. When replacing your moldings, don't forget new mounting clips which provide authentic fit and appearance. Includes enough clips for both sides.

- Bel Air**
- B14363 1962 fender..... 15.99 set
- B14364 1962 door - 2 door..... 39.99 set
- B14365 1962 quarter - 2 door..... 23.99 set
- Impala/Impala SS - 2 Door**
- C56374 1963 fender..... 34.99 set
- C56375 1963 door..... 54.99 set
- C56376 1963 quarter..... 84.99 set
- Impala**
- B1411 1964 fender..... 14.99 set
- B1420 1964 quarter..... 14.99 set
- B1421 1964 door - 2 or 4 door..... 29.99 set
- 153709 1964 C-molding connector 13.99 set
- Impala SS**
- B1419\* 1964 fender..... 14.99 set
- B14217 1964 door..... 21.99 set
- B14218 1964 quarter..... 79.99 set
- Impala/Impala SS**
- B1423 1966 fender..... 14.99 set
- B1424 1966 door..... 21.99 set
- B1425 1966 quarter - 2 door..... 31.99 set
- Quarter Panel Molding Capped Clip Nut**  
 748841 1963-65..... 1.99 ea



# Molding Clips and Retainers



## 1958-60 Windshield Molding Clip Set

Reproduction exterior windshield molding clip sets for 1958-60 Chevrolet full size models. Enough clips to secure original or reproduction windshield moldings.

- 2 Door Handtop**  
AI4925 1958 upper set - 6 pc. 26.99 set
- Sedan/Wagon/El Camino**  
MC56759 1959-60 complete set ..... 56.99 set  
EL83438 1959-60 upper set - 6 pc. 18.99 set  
EL83434 1959-60 lower set - 13 pc 39.99 set



## 1963-72 Windshield Molding Clip Set

OEER® windshield reveal molding clip sets for 1963-72 Chevrolet full size models.

- Important:** These clips may not fit all models, compare to your original clips before ordering. Most clips will interchange.
- K142 1963-64 19 piece ..... 36.99 set  
R368C 1965-67 25 piece ..... 35.99 set  
153732 1968-70 25 piece ..... 9.99 set  
270070 1971-72 24 piece ..... 9.99 set



## 1965-90 Windshield/Rear Window

### Screw-On Replacement Molding Clips

Reproduction molding retainer clip for 1965-90 Chevrolet full size models. Designed for emergency use, when a screw-on clip is required. Produced in spring steel to OE specifications. Each set contains 10 clips and 10 screws.

- Replaces GM #8736590**  
B10708 1965-90 individual ..... 1.99 ea  
8736590 1965-90 20 piece ..... 10.99 set
- Replaces GM #9891400**  
B10709 1965-90 individual ..... 1.99 ea  
9891400 1965-90 20 piece ..... 10.99 set
- Window Clip Screw with Sealant**  
24171 #9 head, #8-18 x 3/8" ..... .89 ea





## 1965-90 Windshield/Rear Window

### Original Style Reveal Molding Clips

Reproduction windshield and rear window reveal molding clips for 1965-90 Chevrolet full size models. Each clip will provide a snug fit for the molding being attached. The amount of clips will vary depending on the model. Order as needed.

**Important:** These clips may not fit all models, compare to your original clips before ordering. Most clips will interchange.  
**Note:** \* Fits Impala Custom and Caprice 2 door handtop rear only.

- Individual Clips**
- |         |         |               |       |        |
|---------|---------|---------------|-------|--------|
| 4474354 | 1965-68 | steel         | ..... | .99 ea |
| 9639    | 1965-70 | steel         | ..... | .89 ea |
| 4506041 | 1965-71 | steel         | ..... | .89 ea |
| 7698976 | 1968-69 | steel         | ..... | .89 ea |
| 7634583 | 1969-70 | steel         | ..... | .89 ea |
| 9895598 | 1969-74 | steel         | ..... | .89 ea |
| 10243   | 1969-90 | steel         | ..... | .69 ea |
| 11067   | 1969-90 | steel         | ..... | .69 ea |
| 9749    | 1970    | steel         | ..... | .89 ea |
| 10630   | 1971-72 | steel         | ..... | .69 ea |
| 11152   | 1976-81 | nylon - white | ..... | .69 ea |
| 12135   | 1981-86 | nylon - white | ..... | .89 ea |
| A1010   | 1982-90 | nylon - blue  | ..... | .89 ea |



## 1965-90 Windshield/Rear Window

### Original Style Reveal Molding Clip Set

Reproduction windshield and rear window reveal molding clip sets for 1965-90 Chevrolet full size models. Each clip will provide a snug fit for the molding being attached. Order as needed.


**Important:** These clips may not fit all models, compare to your original clips before ordering. Most clips will interchange.  
**Note:** \* Fits Impala Custom and Caprice 2 door handtop rear only.

- Clip Sets**
- |         |         |                       |           |
|---------|---------|-----------------------|-----------|
| R369C   | 1965-68 | 24 pc (#4474354)..... | 17.99 set |
| 153732  | 1965-70 | 25 pc (#9639).....    | 9.99 set  |
| R369    | 1965-71 | 24 pc (#4506041)..... | 17.99 set |
| 154010  | 1968-69 | 24 pc (#7698976)..... | 9.99 set  |
| 270203* | 1969-70 | 24 pc (#7634583)..... | 9.99 set  |
| 270210  | 1969-90 | 24 pc (#11067).....   | 9.99 set  |
| 270205  | 1969-74 | 24 pc (#9895598)..... | 14.99 set |
| C78     | 1969-90 | 24 pc (#10243).....   | 10.99 set |
| 153733  | 1970    | 14 pc (#9749).....    | 9.99 set  |
| 270070  | 1971-72 | 24 pc (#10630).....   | 9.99 set  |
| 270209  | 1976-81 | 24 pc (#1152).....    | 9.99 set  |
| 270208  | 1981-86 | 24 pc (#12135).....   | 9.99 set  |
| 153735  | 1982-90 | 14 pc (#A1010).....   | 9.99 set  |
| 270207  | 1982-90 | 24 pc (#A1010).....   | 14.99 set |

WEATHERSTRIP & MOLDING

# Molding Clips and Retainers

New!



## 1959-64 Convertible Windshield Header Molding Clips

Replacement upper windshield header molding clip set for 1959-64 Impala convertible models. These clips fasten the convertible windshield stainless steel trim to the top of the windshield frame. 4 piece set.  
L13040P 1959-64 convertible..... 71.99 set

New!



## 1967-77 Station Wagon Quarter Window Reveal Molding Clips

Reproduction quarter window reveal molding clips for 1967-77 Chevrolet full size station wagon models. Each clip will provide a snug fit for the molding being attached. Service replacements for some models. Use as required.

9639	1967-68	individual.....	.89 ea
C78A	1967-68	12 piece (#9639).....	8.99 set
11067	1969-77	individual.....	.69 ea
270210	1969-77	24 piece (#11067)....	9.99 set

New!



## 1961-64 Sedan Back Glass Molding Clip Set

Reproduction back glass reveal molding clip set for 1961-64 Impala, Bel Air, and Biscayne 2 and 4 door sedan models. This high-quality clip set features 22 correct length clips to install the rear window moldings.

Note: These clips are longer than the 2 door hardtop clips.  
L13004 1961-64 2 or 4 door sedan... 75.99 set



## 1962-64 Upper Back Glass Molding Clip Set

Reproduction upper and side back glass molding clip set for 1962-64 Impala 2 door hardtop models. These molding clips are manufactured from spring steel to factory specification. 16 piece set.

Note: For complete upper and lower 2 door hardtop clip set order #K143.  
C9080 1962-64 2 door hardtop..... 12.99 set

New!



L13501



L13499P



L13502



C9082



L13500



L13506

## 1959-64 Lower Back Glass Molding Clip Set

Replacement lower back glass reveal molding clips sets for 1959-64 full size models. These clips have been handcrafted to perfectly secure the lower back glass belt line molding to the vehicle.

### Lower Center Molding Clips

<b>2 Door Hardtop</b>			
L13501	1959	Impala .....	42.99 set
L13501	1959	Bel Air .....	42.99 set
L13499P	1960	Impala .....	52.99 set
L13502	1960	Bel Air .....	42.99 set
C9082	1962-64	Impala .....	23.99 set

<b>2 and 4 Door Sedan</b>			
L13501	1959	Bel Air .....	42.99 set
L13501	1959	Biscayne .....	42.99 set
L13502	1960	Bel Air .....	42.99 set


<b>4 Door Sedan</b>			
L13501	1959	Impala .....	42.99 set
L13499P	1960	Impala .....	52.99 set

<b>4 Door Hardtop</b>			
L13501	1959	Impala .....	42.99 set
L135014H	1959	Bel Air .....	42.99 set
L13499P	1960	Impala .....	52.99 set
L135024H	1960	Bel Air .....	42.99 set

### Lower Outer Corner Molding Clips

<b>2 and 4 Door Sedan</b>			
L13500	1959	Biscayne .....	44.99 pr
L13500	1959-60	Bel Air .....	44.99 pr
<b>4 Door Sedan</b>			
L13500	1959-60	Impala .....	44.99 pr
<b>4 Door Hardtop</b>			
L13506	1959-60	Impala .....	48.99 pr
L13506	1959-60	Bel Air .....	48.99 pr

New!



L13512

## 1959-60 Two Door Hardtop Back Glass Molding Clip Set

Replacement back glass reveal molding clip set for 1959-60 Impala 2 door hardtop models. These high-quality clip sets feature the correct size replacement style fasteners and clips to install the upper rear glass molding, the pair of side rear glass moldings, the lower center rear glass molding, and the pair of lower corner rear glass moldings.

L13511	1959	21 clips, 9 nuts.....	106.99 set
L13512	1960	23 clips, 11 nuts.....	106.99 set



K143



R369C



B1418



R369



270203

## 1962-72 Two Door Hardtop Back Glass Molding Clip Set

OER® reproduction back glass reveal molding clip set for 1962-72 Impala, Impala SS, and Caprice 2 door hardtop models. These molding clips are manufactured from spring steel to factory specification.

Note: \*Fits Impala Custom and Caprice 2 door hardtop rear only.

K143	1962-64	30 piece .....	36.99 set
R369C	1965-66	24 piece .....	17.99 set
B1418	1967-68	17 pc - rect. shape .....	11.99 set
R369	1967-72	24 pc - D-shape.....	17.99 set
270203*	1969-70	24 piece .....	9.99 set

# Molding Clips and Retainers



## Molding Clip Nut

Replacement molding clip retaining palmuts for various GM vehicles. Hex washer head, zinc-plated. Mastic sealer washers sold separately.

### Individual

<b>#8-32 Thread Size</b>		
A2555	1/2" washer head	.79 ea
<b>#10-24 Thread Size</b>		
A2557	1/2" washer head	.79 ea
A2558	3/4" washer head	.79 ea
<b>#12-24 Thread Size</b>		
A2560	3/4" washer head	.79 ea
<b>1/4"-20 Thread Size</b>		
A2561	5/8" washer head	.79 ea
A2562	7/8" washer head	.79 ea

### 10 Piece Sets

<b>#8-32 Thread Size</b>		
A2555K	1/2" washer head	4.99 set
<b>#10-24 Thread Size</b>		
A2557K	1/2" washer head	6.99 set
A2558K	3/4" washer head	4.99 set
<b>#12-24 Thread Size</b>		
A2560K	3/4" washer head	4.99 set
<b>1/4"-20 Thread Size</b>		
A2561K	5/8" washer head	6.99 set
A2562K	7/8" washer head	4.99 set



## Thread Cutting Nuts with Sealer

Replacement thread cutting palmuts/speed nuts used on various mounting studs. Hex washer head with sealer, zinc-plated.


<b>Fits 1/8" Stud Size</b>		
11502547	individual	1.79 ea
R401	1/8" 8 piece	10.99 set
11502547K	10 piece	13.99 set
<b>Fits 3/16" Stud Size</b>		
11501047	individual	1.49 ea
R404	3/16" 8 piece	10.99 set
11501047K	10 piece	13.99 set



## Universal Serrated Self-Locking Hex Nut

Correct replacement self-locking nuts for various GM vehicles. Zinc-plated.

<b>Individual</b>		
A14873	#10-24	.69 ea
A14874	1/4"-20	.89 ea
<b>10 Piece Set</b>		
A14873K	#10-24	4.99 set
A14874K	1/4"-20	5.99 set



## Universal Break Off Molding Clip

Replacement break off style molding clips for various GM vehicles. These clips are designed to be trimmed the width of the molding, features prescribed break off/ cut out grooves. #10-24 nuts sold separately.

<b>Individual - Nylon</b>		
A8581	3"	1.59 ea
<b>10 Piece Set - Nylon</b>		
A8581K	3"	10.99 set
<b>#10-24 Thread Nut - Metal</b>		
A19378	3"	1.59 ea
A19378K	3" - 10 piece set	10.99 set



## Universal Molding Clip

Replacement wire tail molding clips for various GM vehicles. Nuts sold separately.

### Individual

<b>#8-32 Thread Size</b>		
B13145	3/4" long	1.99 ea
<b>#10-24 Thread Size</b>		
A2744	3/4" long	1.09 ea
A19626	1" long	1.29 ea
A2619	1-11/32" long	1.29 ea
A2752	1-3/4" long	1.29 ea
A19807	2-1/2" long	1.79 ea
A2754	4" long	2.99 ea
<b>#10-24 Thread Size with Sliding Stud</b>		
A2789	1-5/8" long	1.79 ea

### 10 Piece Sets

<b>#8-32 Thread Size</b>		
B13145K	3/4" long	17.99 set
<b>#10-24 Thread Size</b>		
A2744K	3/4" long	8.99 set
A19626K	1" long	9.99 set
A2619K	1-11/32" long	9.99 set
A2752K	1-3/4" long	9.99 set
A19807K	2-1/2" long	14.99 set
A2754K	4" long	28.99 set
<b>#10-24 Thread Size with Sliding Stud</b>		
A2789K	1-5/8" long	14.99 set



## Universal Metal Push-In Molding Clip

Replacement metal tail style push-in molding clips for various GM vehicles.

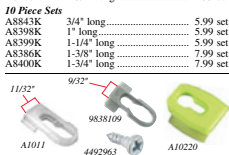
<b>Individual</b>		
A9965	1-1/4" long	1.49 ea
3917954	1-1/4" long, w/top spacer	1.99 ea
<b>10 Piece Sets</b>		
A9965K	1-1/4" long	10.99 set
3917954K	1-1/4" long, w/top spacer	14.99 set



## Universal Nylon Push-In Molding Clip

Replacement nylon tail style push-in molding clips for various GM vehicles.

<b>Individual</b>		
A8843	3/4" long	.79 ea
A8398	1" long	.79 ea
A8399	1-1/4" long	.79 ea
A8386	1-3/8" long	.99 ea
A8400	1-3/4" long	.99 ea
<b>10 Piece Sets</b>		
A8843K	3/4" long	5.99 set
A8398K	1" long	5.99 set
A8399K	1-1/4" long	5.99 set
A8386K	1-3/8" long	7.99 set
A8400K	1-3/4" long	7.99 set



## Stud Mounted Plastic Molding Clip

Correct style plastic stud mounted clips for various GM vehicles.

<b>Individual</b>		
A1011	white	1.49 ea
9838109	gray	.79 ea
A10220	green	1.19 ea
<b>10 Piece Sets</b>		
A1011K	white	10.99 set
9838109K	gray	6.99 set
A10220K	green	10.99 set
<b>Stud Sealer</b>		
4492963	#4 x 5/8" individual	.99 ea
4492963K	#4 x 5/8" 10 piece set	9.99 set

## 1960-67 Molding Clip Retaining Nut

Replacement capped style stud and clip nut designed to protect the owner from accidentally cutting hands when reaching into areas like the trunk where the rear molding clips could cause harm. Most commonly used on rear quarter or trunk moldings on 1960-67 GM models. Attaches to the molding studs. Use as required.

748841	1960-67	1.99 ea
--------	---------	---------



# Tools and Adhesives



## Multi Wedge Prying and Scraping Tools

Multi Wedge is an amazing automotive restoration tool that will replace screwdrivers, pry bars and all other metal tools that can cause damage and marring to delicate surfaces! The soft, orange wedge set and the jumbo wedge are from a high tech, specially blended polyethylene that is incredibly ductile so they won't break or snap. The hard, black wedge set is made from a high tech, specially blended polycarbonate for the heavy-duty jobs like oil pan covers, timing covers or valve covers. Each 3 piece set includes one 4" curved end, one 4" straight blade and one 3" straight blade. Buy both sets and save! The jumbo wedge is 14" in length and 2" wide, making it perfect for the big jobs.

MW01 orange wedges, soft - set of 3... 12.99 set  
 MW02 black wedges, hard - set of 3... 13.99 set  
 MW03 both wedges, soft/hard - set of 6... 19.99 set  
 MW04 jumbo wedge... 12.99 ea



T2300M (7 piece)

**Soft Duty - Delicate prying or wedging**  
**Medium Duty - Sturdy prying or wedging**  
**Heavy-Duty - Very strong and durable**

## Prying and Scraping Tools

Available in 3 different fiberglass reinforced plastics, the soft duty tools are good for jobs where a minimum amount of force is needed to remove objects. The medium duty tools are better for the objects that require a little more force to remove, and the heavy-duty tools are for the objects that are real stubborn and just do not want to be separated from their current position. All these tools are strong enough to pry yet soft enough to do interior and exterior automotive jobs without the damage that metal tools can do.

### 7 Piece Prying and Wedging Tools

T2300S soft duty... 24.99 set  
 T2300M medium duty... 24.99 set  
 T2300H heavy-duty... 24.99 set

### 4 Piece Scraper Tools

T2301M medium duty... 17.99 set  
 T2301H heavy-duty... 17.99 set

### Metric Gap Gauge

T2302 1-15mm... 4.99 ea



## 1958 Bathtub Clip Expansion Tool

This specialty tool is used to install the bathtub shaped molding clips on 1958 Impala/full size models.

153040 1958 clip tool... 36.99 ea



## Premium Auto Trim Removal Tool Kit

This 11 piece kit was designed for the removal of door panels, dashboard, trim strips, interior panels, and window moldings. Made of impact resistant plastic that will not mar surfaces like metal tool will. Included for the tools is a heavy-duty nylon pouch.

TX2684... 23.99 ea



## Glass Molding Clip Installing Tool

Reduce the risk of chipped glass and scratches by using this handy tool for replacing your front or rear window glass molding. This tool is specifically designed to fit trim clips over the studs and virtually eliminates glass breakage.

A13574... 37.99 ea



## Weatherstrip Ball End Hook Tool

This hook tool has a small, round steel ball on the end. Once the steel ball is inserted down into the rubber gasket, it is very difficult for it to come out. If it should slip out of the gasket, there is less of a chance you will scratch the paint of the vehicle.

153823... 14.99 ea



## Glass Seal Rope-In Tool

Use the rope in tool when working with rubber gasket set glass. The unique counter grip plastic hand injects the rope through its stem as it is pulled around the gasket. There is plenty of enough durable rope to fit around even the largest truck window.

153813... 19.99 ea



## Universal Molding Release Tool

The ultimate tool for cleanly releasing moldings. Slide tool left or right under the molding until it hooks a retaining clip, then just rock the tool with a twist of the wrist to release the clip. Heat treated, high carbon steel.

S21500... 6.99 ea



## Lockstrip Insert Tool

The lockstrip insert tool is specifically designed for self-sealing two piece rubber weatherstripping. The eye of the tool threads locking strip into the groove and inserts it into the channel.

153818... 12.99 ea



## Windshield/Back Glass Molding Removal Tool

Excellent tool used to remove the molding from the retaining clips on windshield and back window glass.

A7914... 14.99 ea



## Windshield/Back Glass Molding Pliers

Specialty pliers for removing door handle clips and chrome molding on most windshields and rear glass. Jaws slip under door handle without damage to panel material, and offset handle permits easy access to molding clips.

Y35200... 8.99 ea



## Windshield Removal Tool

Professional windshield removal tool for all vehicle applications. Features an aluminum handle with diamond cut pattern for added grip. Heavy-duty braided wire secures the pull handle to the cutting blade.

153811... 21.99 ea



## 3M Super Fast Urethane

A rapid curing adhesive/sealant intended for all flush mounted and bonded windshield or back glass replacements. Provides the necessary strength for automotive glass replacement. 10 fl. oz. cartridge.

08609... 29.99 ea



## Quick Setting Clear Epoxy

Multipurpose epoxy that provides a strong and lasting bond on most surfaces including auto trim moldings, ornaments, emblems, knobs, etc. Sets in 5 minutes, cures in 1 hour. Cure color is clear.

J-B Weld ClearWeld JB50112 .85 fl. oz. syringe... 5.49 ea

Permatex Perma Poxy S81787 1 fl. oz. syringe... 4.99 ea

# Headlamp Components



without halo ring

with turn signals

TRUCKS  
TRUCKS

Black Illusion

multi-color halo kit shown

color options for multi-color halos

## Round Headlamps with LED Halo



RedLine LumTronix headlamps allow 50% more light to shine through thanks to their crystal clear lenses and a special side lens that extends past the retaining ring. Each headlamp features a Euro style diamond cut reflective base, diamond crystal glass, and a heat resistant composite housing. Even though no paint or tint is applied to the glass or reflector, the Black Illusion headlamps look blacked out when off thanks to the halo and lamp shields that are painted black. Headlamps are available with or without a halo, either single color halo (white) or multi-color halo (with 16 selectable colors plus the ability to adjust brightness), with or without turn signals and your choice of clear or blue H4 Halogen bulbs or H4 LED bulbs. The halo or "Angel Eyes" can also be wired as a daytime running lamp and features 23 low temp LEDs with a 100,000+ hour life, along with "fade", "flash", "strobe", and "smooth" modes that you can choose with the included wireless remote. Headlamps plug directly into your stock harness for a simple and easy installation. Each pair includes: 2 headlamps, 2 bulbs, dust boots, ceramic tip pigtail harness adapter, and instructions. Multi-color halo sets also include the RGB harness and wireless remote.

**Important:** Will fit most vehicles (cars, trucks, motorcycles, and motor homes) made from 1936 to 1979, as well as many vehicles made after 1979 that use a universal round style headlight.  
**Note:** Blue Halogen bulbs are blue in color when off, and bright white when on (no blue tint). Clear Halogen bulbs are clear in color when off and bright white when on. LED bulbs include colored film to change the look and temperature of your lights.

### 5-3/4" Round Elite Diamond Headlamps

Without Halo Ring			
H4100201	5-3/4"	with blue H4 Halogen bulbs	99.99 pr
H4100202	5-3/4"	with H4 NovaStar LED bulbs	230.99 pr
With Single Color (White) Halo Ring			
H4101101	5-3/4"	with blue H4 Halogen bulbs	215.99 pr
H4101102	5-3/4"	with H4 NovaStar LED bulbs	346.99 pr
With Single Color (White) Halo Ring and Turn Signals			
H4101104	5-3/4"	with blue H4 Halogen bulbs	262.99 pr
With Multi-Color Halo Ring			
H4100801	5-3/4"	with blue H4 Halogen bulbs	267.99 pr
H4100802	5-3/4"	with H4 NovaStar LED bulbs	397.99 pr
With Multi-Color Halo Ring and Turn Signals			
H4100804	5-3/4"	with blue H4 Halogen bulbs	314.99 pr
Black Illusion Elite Diamond Headlamps with Single Color (White) Halo Ring			
H4101103	5-3/4"	with clear H4 Halogen bulbs	262.99 pr
Black Illusion Elite Diamond Headlamps with Multi-Color Halo Ring			
H4100803	5-3/4"	with clear H4 Halogen bulbs	314.99 pr

## Headlamp Wiring Harness Upgrade


New!

Redline Lumtronix wire harness kit upgrades the stock headlamp wiring on your vehicle to provide you new bulbs with maximum power and decrease the chance of overloading the stock wiring and connectors. Power will be drawn directly from your battery, eliminating voltage drops and ensuring headlamp system reliability. Two 30 amp relays provide added protection for your headlamp switch and wiring harness.

EH001	universal	2 headlamp	45.99 pr
EH002	universal	4 headlamp	54.99 pr



EH002



single color halos

halos illuminated white

multi-color halos illuminated

## Rectangular Headlamps with LED Halo



RedLine LumTronix headlamps allow 50% more light to shine through thanks to their crystal clear lenses and a special side lens that extends past the retaining ring. This side lens is a true safety innovation and was designed to provide additional side light and increase visibility. Each headlamp features a Euro style diamond cut reflective base, diamond crystal glass, and a heat resistant composite housing. Headlamps are available with either a single color halo (white) or multi-color halo (with 16 selectable colors plus the ability to adjust brightness), and blue H4 Halogen bulbs. The halo or "Angel Eyes" can also be wired as a daytime running lamp and features 23 low-temp LEDs with a 100,000+ hour life, along with "fade", "flash", "strobe", and "smooth" modes that you can choose with the included wireless remote. Headlamps plug directly into your stock harness for a simple and easy installation. Each pair includes: 2 headlamps, 2 bulbs, dust boots, ceramic tip pigtail harness adapter, and instructions. Multi-color halo sets also include the RGB harness and wireless remote.

**Important:** Will fit most vehicles (cars, trucks, motorcycles, and motor homes) that use a universal rectangular style headlight.  
**Note:** Blue Halogen bulbs are blue in color when off and bright white when on (no blue tint).

### 4" x 6" Rectangular Elite Diamond Headlamps

With Single Color (White) Halo Ring			
H4104801	4" x 6"	with blue H4 Halogen bulbs	215.99 pr
With Multi-Color Halo Ring			
H4104601	4" x 6"	with blue H4 Halogen bulbs	267.99 pr

## H4 LED Headlight Bulbs

Upgrade your stock Halogen bulbs with a pair of premium LED headlight bulbs from Redline Lumtronix. With a 50,000 hour lifespan, you won't have to change the bulbs as frequently, meaning you'll spend more time on the road than in the garage. Each bulb is 300% brighter than your stock halogen bulbs as well as a direct-fit. "Plug and Play" upgrade that requires no modification to your electrical wiring. LED bulbs include colored film to change the look and temperature color of your lights.




H4100602	H4	NovaStar GT LED bulbs	125.99 pr
----------	----	-----------------------	-----------



HL70001B

HL46001G

HL46001A



white

blue

red

green

amber

purple

multi-color

## 5-3/4" H4 SMD Halo Headlamp



Give your full size Chevy a modern, custom look with these Oracle H4 sealed beam SMD halo headlamps. Quality glass lens sealed beam with composite reflector housing. Accepts H4 bulbs (sold separately). SMD (LED) halo pre-installed. Easy installation, wire directly to 12 Volt source. No external inverter or regulator required. Available in white, blue, red, green, amber, and purple. Sold individually.

### 5-3/4" SMD Halo Headlamps

HL57501A	white	89.99 ea	HL46001A	white	84.99 ea
HL57501B	blue	90.99 ea	HL46001B	blue	84.99 ea
HL57501C	red	90.99 ea	HL46001C	red	84.99 ea
HL57501D	green	90.99 ea	HL46001D	green	84.99 ea
HL57501E	amber	90.99 ea	HL46001E	amber	84.99 ea
HL57501F	purple	95.99 ea	HL46001F	purple	84.99 ea
HL57501G	color shift	124.99 ea	HL46001G	color shift	124.99 ea

# Headlamp Components

These Replacements are Officially Licensed Bulbs with Correct Markings on the Lens!



T3HBC3 - detail



## 1958-71 T-3 Headlamp Bulbs

Authentic T-3 headlamp bulbs are just what you'll need to complete your restoration! These reproduction headlamp bulbs are manufactured and produced direct from original GM blueprints. Each bulb includes the correct GUIDE T-3 markings on the lens. Don't sacrifice time and safety by using non OEM replacements. Install these officially licensed bulbs and rest easy knowing you've got the best the market has to offer. Four bulb headlamp system uses the 5-3/4" bulbs and are sold in a set of 4. Includes 2 high beam and 2 low beam bulbs.

**Note:** \*Replacement for 1958-59 models. The glass lens features 1960-67 style T-3 logo.

T3HBC3*	1958-67	131.99 set
T3HBC4	1968-71	131.99 set

**GM AUTHORIZED**



4000



4000 - back view



H5006



H4651

## Sealed Beam Headlamp Bulb

These replacement sealed beam headlamp bulbs are perfect for maintaining the factory appearance and performance when the originals burn out.

<b>Tungsten</b>			
4000	5-3/4"	high beam	9.99 ea
T5001	5-3/4"	high beam	9.99 ea

<b>Halogen</b>			
H5006	5-3/4"	low beam	14.99 ea
H5001	5-3/4"	high beam	14.99 ea
H4656	4" x 6"	low beam	11.99 ea
H4651	4" x 6"	high beam	11.99 ea



B201665



B1387

## 1987-96 Caprice Headlamp Assembly

Reproduction headlamp assemblies for 1987-96 Caprice wagons and sedans. Includes housing, bulbs, bezel gasket, and mounting bracket.

B201665	1987-90	LH	93.99 ea
B201664	1987-90	RH	81.99 ea
B1387	1991-96	LH	49.99 ea
B1386	1991-96	RH	49.99 ea



HL10010A



HL10010B

## 1987-96 Crystal Headlights with LEDs

Give your Caprice or Impala a modern look with these LED crystal headlights. Featuring LED running lights, these assemblies are direct replacement for your original headlights. Uses factory bulbs. Available in black, chrome, or smoke.

HL10010A	1991-96	black	266.99 pr
HL10010B	1991-96	chrome	266.99 pr
HL10010C	1991-96	smoke	266.99 pr



## 5-3/4" Round Crystal Headlamp

Replace your burnt out or missing headlamp with this crystal headlamp. Replaces H5001/H5006 bulbs. Reinforced multi-surfaced with aluminum reflector. Rugged anti-vibration construction.

CP031386		50.99 ea
----------	--	----------



CP2000

CP2001



## 5-3/4" Headlamp Bulb with LED Bar

5-3/4" LED headlight with white or amber LED position light bar for four headlight systems. These headlamps feature LED high and low beam along with 9 high power LEDs in the light bar. Perfect for 4 headlamp systems. Sold individually.

CP2000	white LED	276.99 ea
CP2001	amber LED	307.99 ea

**DELTA**



153093

## 5-3/4" LED Powered Headlamps

Powerful LED CRE<sup>®</sup> technology combined with Delta Tech's Prismatic lens and flawless parabola delivers unmatched power, clarity, and near daylight illumination at 1900 Lumen at both high and low beam, while drawing only 2 amps per light. Available in the traditional convex 5-3/4" style lens. Applications to fit 4 headlamp systems. Sold in pairs.

<b>High Beam for 4 Headlamp System</b>	153093	without blinker LED	341.99 pr
--	--------	---------------------	-----------

<b>High/Low Beam for 4 Headlamp System</b>	153094	without blinker LED	343.99 pr
--	--------	---------------------	-----------




## Diamond Cut Headlamp

Replace your standard "yellow light" headlamps with these Halogen H4 diamond cut headlamps for increased visibility, safety and a unique custom look. These headlamps install much like a standard sealed beam unit, but they allow the use of an H4 Halogen bulb in your choice of color and wattage. 4" x 6" rectangular style headlamp (for 4 headlamp system) for use with 55 watt H4 bulbs sold separately.

<b>Note:</b> For your conversion, we recommend using our wiring harness upgrade kit sold separately.		
MX09130	diamond cut	21.99 ea

# Headlamp Components



## 1958-86 RetroBright LED Headlights

Holley RetroBright LED Headlights offer a number of advantages over traditional sealed beam headlights such as "Plug and Play" compatibility, better visibility, and 6 times longer life. LED bulbs take up less space, create far less heat, and use less power than other headlights. The low profile housing design fits most shallow headlight buckets found on classic cars without the hassle of cutting or drilling. Euro yellow lens utilizes 5700K bulb inside. "Classic White" (3000K bulb) for a warm classic hue. "Modern White" (5700K bulb) for a clean modern look. Sold individually.

### 1958-77 - 5-3/4" Round

LFRB105	Euro Lens	yellow	only	179.99 ea
LFRB106	Euro Lens	high beam	only	193.99 ea
LFRB125	Classic	white		179.99 ea
LFRB126	Classic	high beam	only	193.99 ea
LFRB145	Modern	white		179.99 ea
LFRB146	Modern	high beam	only	193.99 ea
LFRB195	Clear	high/low beam		129.99 ea

### 1978-86 4" x 6 Rectangle

LFRB100	Euro Lens	yellow		179.99 ea
LFRB101	Euro Lens	high beam	only	193.99 ea
LFRB120	Classic	white		179.99 ea
LFRB121	Classic	high beam	only	193.99 ea
LFRB140	Modern	white		179.99 ea
LFRB141	Modern	high beam	only	193.99 ea
LFRB185	Clear	high/low beam		129.99 ea



DL460100



DL460100B black without halo DL460400B black with HDR halo DL460400 chrome with HDR halo

## 1978-86 FourSix Projector Headlamps

Dapper Lighting FourSix projector headlamps are the slimmest 4" x 6" projector headlamp design on the market. Designed to be a replacement for stock sealed beams, these lights fit into most classic car headlight buckets without any modification. The wiring plugs right into your OEM socket and there's no need to modify your existing wiring. They feature a 10,000 RPM cooling system and adaptive power control for increased longevity, performance, and visibility. The factory original look is achieved with their unique curved glass partial Fresnel lens with a special clear center to ensure the output is clean and crisp. If you are looking for stock replacements, you can't go wrong with a FourSix.

### Holgen Headlamps - Set of 4


DL460100	chrome	without halo	.....	644.99 set
DL460100B	black	without halo	.....	644.99 set
DL460400	chrome	with HDR halo		859.99 set
DL460400B	black	with HDR halo		859.99 set

### 17 Watt LED Headlamps - Set of 4

DL460113	chrome	without halo	.....	569.99 set
DL460113B	black	without halo	.....	569.99 set
DL460413	chrome	with HDR halo		789.99 set
DL460413B	black	with HDR halo		789.99 set

### 30W LED Headlamps - Set of 4

DL460130	chrome	without halo	.....	639.99 set
DL460130B	black	without halo	.....	639.99 set
DL460430	chrome	with HDR halo		849.99 set
DL460430B	black	with HDR halo		849.99 set



OE style lens

clear style lens



chrome - without halo

chrome - with solid halo

black - with dashed halo

chrome - with HDR halo

DL575100 - chrome without halo

DL576100 - chrome without halo

DL575200B - black with halo

DL575400B - black with HDR halo

chrome side view

black side view

chrome back view

black back view

## 1958-77 575 Projector Headlamps

Dapper Lighting 575 projector headlamp assemblies. The Halogen 575 the slimmest 5-3/4" projector headlamp design on the market. Designed to be a replacement for stock sealed beams, these lights fit into most classic car headlight buckets without any modification. The wiring plugs right into your OEM socket and there's no need to modify your existing wiring. They feature a 10,000 RPM cooling system and adaptive power control for increased longevity, performance, and visibility. The factory original look is achieved with their unique

curved glass partial Fresnel lens with a special clear center to ensure the output is clean and crisp. These replacement bulbs feature clear or OE style glass lenses, Bi-LED projectors, and a slim flat base design (3.2" deep without bulb). These features eliminate the extra wiring and bucket modifications associated with HID lighting. They offer a quick and clean install and a significant increase in performance, reliability, and safety. Available with clear or black lenses and with or without halos. The halos are available in solid, dashed, and HDR styles.

### Clear Lens

Halogen Headlamps - Set of 4				
DL575100	chrome	without halo	.....	709.99 set
DL575100B	black	without halo	.....	709.99 set
DL575200	chrome	with solid halo	.....	789.99 set
DL575200B	black	with solid halo	.....	789.99 set
DL575300	chrome	with dashed halo		869.99 set
DL575300B	black	with dashed halo		869.99 set
DL575400	chrome	with HDR halo		949.99 set
DL575400B	black	with HDR halo		949.99 set

### 17 Watt LED Headlamps - Set of 4

DL575113	chrome	without halo	.....	639.99 set
DL575113B	black	without halo	.....	639.99 set
DL575213	chrome	with solid halo	.....	719.99 set
DL575213B	black	with solid halo	.....	719.99 set
DL575313	chrome	with dashed halo		899.99 set
DL575313B	black	with dashed halo		799.99 set
DL575413	chrome	with HDR halo		879.99 set
DL575413B	black	with HDR halo		879.99 set

### 30 Watt LED Headlamps - Set of 4

DL575130	chrome	without halo	.....	699.99 set
DL575130B	black	without halo	.....	699.99 set
DL575230	chrome	with solid halo	.....	779.99 set
DL575230B	black	with solid halo	.....	779.99 set
DL575330	chrome	with dashed halo		969.99 set
DL575330B	black	with dashed halo		859.99 set
DL575430	chrome	with HDR halo		939.99 set
DL575430B	black	with HDR halo		939.99 set

### OE Style Lens

Halogen Headlamps - Set of 4				
DL576100	chrome	without halo	.....	814.99 set
DL576100B	black	without halo	.....	814.99 set
DL576200	chrome	with solid halo	.....	894.99 set
DL576200B	black	with solid halo	.....	894.99 set
DL576300	chrome	with dashed halo		974.99 set
DL576300B	black	with dashed halo		654.99 set
DL576400	chrome	with HDR halo		1054.99 set
DL576400B	black	with HDR halo		1054.99 set

### 17 Watt LED Headlamps - Set of 4

DL576113	chrome	without halo	.....	749.99 set
DL576113B	black	without halo	.....	749.99 set
DL576213	chrome	with solid halo	.....	819.99 set
DL576213B	black	with solid halo	.....	819.99 set
DL576313	chrome	with dashed halo		799.99 set
DL576313B	black	with dashed halo		899.99 set
DL576413	chrome	with HDR halo		989.99 set
DL576413B	black	with HDR halo		989.99 set

### 30 Watt LED Headlamps - Set of 4


DL576130	chrome	without halo	.....	799.99 set
DL576130B	black	without halo	.....	799.99 set
DL576230	chrome	with solid halo	.....	889.99 set
DL576230B	black	with solid halo	.....	889.99 set
DL576330	chrome	with dashed halo		869.99 set
DL576330B	black	with dashed halo		969.99 set
DL576430	chrome	with HDR halo		1049.99 set
DL576430B	black	with HDR halo		1049.99 set

50 BODY COMPONENTS

# Headlamp Components

**New!**

**JW SPEAKER**



## Evolution LED Headlamp

JW Speaker Evolution LED headlights deliver an upgraded replacement solution for sealed beam headlights. These unique looking headlights produces 50% more light than previous models with improved plug and play installation. They feature clear polycarbonate lenses, durable die-cast aluminum housings and a choice of black or chrome bezel. Sold individually. Wiring harnesses sold separately.

### 5-3/4" Evolution LED Headlamps

JW01	w/o halo	299.99 ea
JW01D	white halo	339.99 ea
JW01T	white/amber halo	399.99 ea

### 4" x 6" Evolution 2 - Model 8800

JW03B	black bezel	249.99 ea
JW03C	chrome bezel	249.99 ea
JW13B	black bezel	249.99 ea
JW13C	chrome bezel	249.99 ea

### Anti-Flicker Dual Burn Harnesses - Model 8700

JW8700H13	H4/H13	99.99 ea
JW8700H4	H4/H4	99.99 ea

### High/Low Beam Harnesses - Model 8800

JW8800H	high beam	29.99 ea
JW8800L	low beam	29.99 ea



## 1994-96 Headlamp Covers

In addition to added style, these covers protect against dirty driving hazards. The front covers include all mounting hardware and detailed installation instructions. There is no drilling or body modifications necessary.

150159S	1994-96	smoke	79.99 pr
150159C	1994-96	clear	79.99 pr



## Chrome "Cat Eye" Headlamp Cover

Add an extra dose of style to your classic by slipping these chrome "Cat Eye" covers over your headlights. CP500343 for 5-3/4" headlamp ..... 16.99 pr



T9514 - installed



## Headlamp Half Moon Shields

Headlamp half moon shields were a favorite of hot rodders, allowing them to use high beams without blinding traffic while adding a cool, custom look. Fits 5-3/4" headlamp bulbs.

T9514	chrome	11.99 pr
CP500347	polished stainless	15.99 pr



## Stainless Steel Headlamp Visor

These plain visors attach to the upper portion of the headlamp and is held in by the retaining ring. Available in polished stainless steel For 5-3/4" headlamp bulbs. C10468 standard ..... 9.99 ea  
C10531 extended ..... 11.99 ea

**New!**



## 1991-93 Fog Lamp Relay

Classic Industries® offers a replacement fog lamp relay for 1991-93 Caprice models. D158260 1991-93 Caprice ..... 13.99 ea

**OER AUTHORIZED**



## 1958-85 Headlamp Socket

Replace missing, cracked or brittle plastic headlamp sockets with this quality reproduction. This socket also has 10" wire leads to connect the bulb to the wire harness. Available in 3 prong or 2 prong units. Fits 1958-85 full size models.

WE303	1958-85	3 prong	4.99 ea
WE311	1958-85	2 prong	5.99 ea



## 1968-89 Headlamp Vacuum Line Filter

OER® hidden headlamp vacuum line filter for 1968-69 Caprice, and Impala models with hidden headlamps. 5638432 1968-69 filter ..... 5.99 ea



## 1968-89 Caprice Hidden Headlamp Check Valve Assembly

OER® hidden headlamp vacuum check valve for 1968-69 Caprice models with hidden headlamps. 3926296 1968-69 check valve ..... 10.99 ea



## 1968-89 Hidden Headlamp Relay Switch

Reproduction vacuum actuated headlamp relay switch assembly for 1968-69 Caprice models with hidden headlamps. Enables the headlamp door to open and close when activated. Cosmetically correct reproduction and will allow your headlights to operate as original. 5638498 1968-69 ..... 69.99 ea

**New!**



## 1969 Headlamp Washer Valve Solenoid

Reproduction headlamp washer valve solenoid for 1969 Impala models. This solenoid works in conjunction with the washer pump and motor. It bolts to the wiper motor, and the hose connects from the washer pump solenoid to the nozzle by the headlamps. When you activate the washer pump, it squirts washer fluid on the headlamps to clean them. This is made with correct white nozzle, black body, and silver bracket. A correct part for the correct restoration. 4919653 1969 ..... 179.99 ea

# Headlamp Components

**OER AUTHORIZED**



MX01133

## Headlamp Wiring Harness Upgrade

Our wiring harness set upgrades the thin stock headlamp wiring on your vehicle, providing your new bulbs with maximum power and decreasing the chance of overloading (and possibly melting) your stock wiring and headlamp connectors. Power will be drawn directly from your battery, eliminating voltage drops and ensuring headlamp system reliability. Two 30 amp relays provide added protection for your headlamp switch and wiring harness.

<b>9005/9006</b>		
MX01131	for 4 bulb system .....	24.99 set
<b>H4</b>		
MX01132	for 2 headlamp system.....	24.99 set
MX01133	for 4 headlamp system.....	24.99 set

**PAINLESS**




30817

## Halogen Headlamp Harness

Our headlamp harnesses draw power directly from the battery, through a relay, to the headlamps, providing full power to your H4 conversion headlamps or Halogen sealed beams. They are made with TXL high temp wire, weather resistant 30 amp fuse, and two 40 amp weather resistant relays capable of handling up to 150 watts. #30816 is for use on vehicles with a 2 headlamp system using dual filament sealed beams or H4 headlamp conversions. #30817 is for use on vehicles with a 9005 and 9006 bulb on each side.

30816	for 9004 & 9007 Halogen bulbs...	109.99 ea
30817	for 9005 & 9006 Halogen bulbs...	149.99 ea

**New!**



end details

## 1958-76 Quad Low/Quad High Harness

Quad Hi-Low: in 4 headlight systems it is common to have a dedicated low and high beam per side. With these splitters, you can now wire the system to work in parallel so that there are 4 low beams and 4 high beams.

H810	1958-76 H4M > H4F/H4F...	20.99 pr
------	--------------------------	----------

**OER**



14014



15390

## 1958-76 Headlamp Mounting Bucket Set

OER® headlamp mounting sets for 1958-76 Chevrolet full size models. These sets include: 4 stainless headlamp bulb retaining rings, 4 EDP coated headlamp buckets "square hole 3 tab" or "round hole 2 tab" style, and the screws needed to secure the trim rings to the buckets.

14014	1958-66	2 tab .....	99.99 set
15390	1965-76	3 tab .....	92.99 set

**OER**



5950506

5950500



5950513

5950507

## 1958-76 Headlamp Mounting Bucket

OER® original style headlamp mounting buckets for 1958-76 full size models. The buckets are the square hole, 3 tab retaining ring design. Manufactured from stamped steel to factory specifications and black EDP coated for rust prevention.

<b>Inner</b>			
5950506	1958-71	LH .....	29.99 ea
5950500	1958-71	RH .....	29.99 ea
5950500	1972-76	LH .....	29.99 ea
5950506	1972-76	RH .....	29.99 ea

<b>Outer</b>			
5950513	1958-64	LH .....	29.99 ea
5950507	1958-64	RH .....	29.99 ea
5950507	1965-66	LH .....	29.99 ea
5950513	1965-66	RH .....	29.99 ea
5950507	1967-68	LH .....	29.99 ea
5950507	1967-68	RH .....	29.99 ea
5950507	1969-76	LH .....	29.99 ea
5950513	1969-76	RH .....	29.99 ea



bracket detail

**New!**

## 1961 Headlight Bezel Mounting Bracket Set

Replacement headlight bezel to bucket mounting bracket set for 1961 Chevrolet full size models. Set includes: 4 headlight bezel brackets, 4 J-nuts and 8 rivets. Includes the brackets for 1 inner and 1 outer headlight bezel. 2 sets are required per vehicle.

L19136	1961	LH or RH .....	56.99 set
--------	------	----------------	-----------



K6400

K6500

C1047

## 1964-67 Headlamp Bezel Lower Retainer Clip

OER® reproduction lower headlamp bezel clips for 1964-67 GM full size models. Manufactured from injection molded plastic as original. These clips rivet on to the grill and help retain the headlamp bezel in place. One lower bezel clip required per bezel. 4 required per vehicle.

K6400	1964.....	1.99 ea
K6500	1965.....	1.99 ea
C1047	1966-67.....	1.99 ea

**OER AUTHORIZED**



## 1967-90 Headlamp Bezel Nylon Anchor Nut

Attachment nut for 1967-90 B-Body headlamp bezels. #8 screw, fits 5/16" square hole. Use as required.

347347	1967-90	nylon anchor nut.....	1.99 ea
--------	---------	-----------------------	---------



2027

SW500



SW300K

## 1968-69 Headlamp Bezel Screw

Reproduction headlamp bezel screw for 1958-69 models. Used to mount the bezel to the body.

<b>#8 x 1/2" with #6 Head - Chrome</b>		
2027	1958-69 individual.....	.79 ea
<b>#8 x 3/4" with #6 Head - Black</b>		
SW500	1966-69 individual.....	.49 ea
SW500K	1966-69 10 piece set.....	2.99 set

# Headlamp Bezels



B238500



B239000

## 1958-59 Full Size Headlamp Bezels

Reproduction headlamp bezels for 1958-59 Impala and 1959 El Camino models. Each bezel is correctly stamped in bright finished aluminum to factory specifications and feature the correct contours for an original fit and appearance.

B238500	1958	LH and RH	111.99 pr
B239000	1959	LH and RH	124.99 pr



## 1961 Full Size Headlamp Bezels

Reproduction headlamp bezels for 1961 Impala and full size models. Manufactured to factory specifications in stamped aluminum and polished to a bright finish. Includes LH and RH headlight bezels. Sold in pairs.

B2566	1961	LH and RH	139.99 pr
-------	------	-----------	-----------



## 1962 Full Size Headlamp Bezels

Superb quality reproduction headlamp bezels for 1962 Chevrolet Impala, Bel Air, and Biscayne models. Each bezel is manufactured in stamped aluminum that replicates the original in quality, design and fitment. Will install as original replacing the old or damaged originals. Sold in pairs. Includes LH and RH bezels.

B239380	1962	LH and RH	149.99 pr
---------	------	-----------	-----------



## 1963 Full Size Headlamp Bezels

Reproduction front headlight bezel set for 1963 Impala, Bel Air, and Biscayne models. Set is manufactured in stamped aluminum featuring a bright polished finish offering an original fit and appearance. Set of 4 bezels (2 LH and 2 RH).

K104	1963	4 piece	140.99 set
------	------	---------	------------



K500

## 1964 Full Size Headlamp Bezels

Reproduction headlamp bezel set for 1964 Chevrolet Impala, Bel Air, and Biscayne models. Manufactured in quality aluminum replicating the original in quality and design. Set includes 4 bezels for the LH and RH sides. One set required per vehicle.

*Note: Refer to part number K6400 for headlight bezel mounting clips (4 clips required).*

K500	1964	4 piece set	69.99 set
3830697	1964	individually	16.99 ea



## 1965 Full Size Headlamp Bezels

Reproduction headlight bezel set for 1965 Bel Air, Biscayne, and Impala models. Each bezel is manufactured in stamped aluminum including a bright polished finish offering an original appearance. Includes correct mounting holes for installation.

K512	1965	4 piece	139.99 set
------	------	---------	------------



## 1966 Full Size Headlamp Bezels

Reproduction headlamp bezels for 1966 Impala, Bel Air, Biscayne, and Caprice models. Each bezel is manufactured from stamped aluminum and replicates the original in quality and fit. Features correctly painted accents that match the GM original offering authenticity. Sold in pairs.

C1724	1966	LH and RH	114.99 pr
-------	------	-----------	-----------



## 1967 Full Size Headlamp Bezels

Reproduction headlamp bezels for 1967 Chevrolet Impala, Bel Air, Biscayne, and Caprice models. Each headlight bezel is manufactured in quality stamped aluminum that replicates the original in fit and appearance. Features correctly painted black and silver design for an authentic appearance. Sold in pairs. Includes LH and RH bezels.

3885963	1967	LH and RH	139.99 pr
---------	------	-----------	-----------



3917467

3917468

## 1968 Full Size Headlamp Bezel

Reproduction headlamp bezel designed for 1968 Impala, Caprice, Bel Air, and Biscayne models. This quality reproduction is designed to replace the original bezel exactly! Manufactured in quality die-cast zinc featuring a bright chrome-plated finish to replicating the original in quality, design, and fitment.

3917467	1968	LH	149.99 ea
3917468	1968	RH	149.99 ea



3964555

## 1969 Impala Headlamp Bezel

Reproduction headlamp bezels for 1969 Impala models. Manufactured as original for a perfect fit and appearance.

3964555	1969	LH	99.99 ea
3964556	1969	RH	99.99 ea



## 1979 Caprice Headlamp Bezels

Reproduction front headlamp bezel for 1979 Chevrolet Caprice models. Headlight bezels are manufactured to OE specifications. Will fit and install same as original. Features chrome and black finish and correct mounting points for installation.

4757401	1979	LH and RH	119.99 pr
---------	------	-----------	-----------



B1348




B1352

## 1981-90 Caprice Headlamp Bezel

Reproduction headlamp bezels for 1981-90 Caprice models. Each bezel is finished in chrome with black painted details (when applicable) as original.

B1349	1981-85	LH	21.99 ea
B1348	1981-85	RH	21.99 ea
B1353	1986-90	LH	26.99 ea
B1352	1986-90	RH	26.99 ea

# Headlamp Components



5954892

5966170

## 1958-86 Headlamp Retaining Ring

OE® reproduction headlight retaining ring designed for various GM models. The headlamp ring is manufactured in stainless steel offering authenticity and an original appearance. Features correct mounting points and replaces the original exactly. Sold individually. Use as required.

5954892	1958-76	3 tab	17.99 ea
5973455	1976-85	rectangular-black	19.99 ea
5966170	1976-86	rectangular	9.99 ea



A9400115



SW300

B11522

## 1958-86 Beam Retaining Ring Screw

Correct headlamp retaining ring screws for 1958-86 full size models. Holds the headlamp beam in place. Use as required.

Zinc 8-32 x 5/16"	Replaces GM #924552 & 5959530		
A9400115	1958-76	6 piece	5.29 set

Black 8-32 x 3/8"	Replaces GM #5966249		
SW300	1977-86	individual	.99 ea

8-32 X 5/16 Slotted Pan Screw			
B11522	1958-86	individual	.99 ea

OE® AUTHORIZED



TF400533

6027292

B10963

## 1958-76 Headlamp Beam Adjusting Spring

Correct adjusting spring for 1958-76 Chevrolet full size models. 4 required per vehicle.

TF400533	1958-63	2.49 ea
6027292	1967	3.99 ea
B10963	1968-76	3.99 pr

OE® AUTHORIZED



A5788

9851

A1026


A1025

## 1962-78 Headlamp Adjusting Nut

Correct adjusting nut designed for headlamp. Can be used with any of the listings below. 8 required per vehicle.

A5788	1962-68	all	.99 ea
9851	1969-75	all	.89 ea
A1026	1976-77	all	1.49 ea
A1025	1977-78	all	1.99 ea

OE® AUTHORIZED



B1435



B1436



B1437

## 1958-75 Headlamp Adjuster Set

The correct hardware will make your installation easier with replacement headlamp adjuster sets for 1958-75 full size Chevrolet models. All sets include adjuster screws and nuts for both right and left sides.

For Both LH and RH Sides			
B1435	1958-61	64 piece	24.99 set
B1436	1962-68	16 piece	14.99 set
B1437	1969-75	16 piece	13.99 set

OE® AUTHORIZED



A5789



A5789

596686

G1832

## 1958-86 Headlamp Adjusting Screw & Nut

Reproduction type nut and screw assembly for headlamp beam adjustment. This nut and screw assembly mounts directly to the headlamp housing and enables the headlamp beam to be aimed correctly.

A3178	1958-61	1" screw - 8 piece	2.49 ea
A5789	1962-68	1" screw	1.99 ea
596686	1967-68	1-1/2" screw	1.99 ea
G1832	1979-86	1-1/2" screw - GM	16.99 ea



152912

## 1959 Headlamp Bucket Mounting Panel

Reproduction headlamp bucket mounting panel for 1959 Chevy full size models. These pieces mounted to the front side of the front fenders and are used to complete the headlamp mounting area.

152912	1959	LH	109.99 ea
152913	1959	RH	109.99 ea

OE® AUTHORIZED



B14012

## 1962 Headlamp Body/Signal Housing

Replace your rusted out or missing headlamp body/signal housings with these reproduction pieces.

B14012	1962	LH	128.99 ea
B14011	1962	RH	128.99 ea



MA2098 B11620 B11489 B11108 B11493 B11495

## Replacement Lens Screws

Replacement lens screws for various GM vehicles. Available in standard or shouldered. Most 1964 and older vehicles used the standard type, most 1965 and newer vehicles used the shouldered type.

### Standard Lens Screws

Chrome-Plated Stainless Steel - 4 Piece Set			
MA2098	8-32 x 13/16"		4.99 set
B11620	8-32 x 1"		4.99 set

### Shouldered Lens Screws

Chrome-Plated Stainless Steel - 4 Piece Set			
B11489	8-32 x 5/8", 11/32"	shoulder	4.99 set
B11108	8-32 x 11/16", 3/8"	shoulder	4.99 set
B11493	8-32 x 11/16", 5/16"	shoulder	4.99 set
B11495	8-32 x 3/4", 7/16"	shoulder	4.99 set
B11488	8-32 x 7/8", 1/2"	shoulder	4.99 set
B10402	8-32 x 7/8", 9/16"	shoulder	4.99 set
K5241	8-32 x 1", 5/8"	shoulder	5.99 set
B10403	8-32 x 1-1/8", 5/8"	shoulder	4.99 set
B10550	8-32 x 1-5/16", 15/16"	shoulder	6.99 set

Black Painted Stainless Steel - 4 Piece Set			
B11488A	8-32 x 7/8", 1/2"	shoulder	4.99 set

Chrome-Plated Stainless Steel - 6 Piece Set			
K5242	8-32 x 1", 5/8"	shoulder	7.99 set

Chrome-Plated - 4 Piece Set			
C104	8-32 x 5/8", 3/8"	shoulder	5.99 set
5960939	8-32 x 11/16", 3/8"	shoulder	5.99 set
A9400119	8-32 x 15/16", 5/8"	shoulder	5.99 set

Chrome-Plated - 8 Piece Set			
5962696	8-32 x 15/16", 1/2"	shoulder	9.99 set



# Park Lamps

**OER AUTHORIZED**



B11710A

B11708

## 1964-68 Park Lamp Assembly

Reproduction park lamp assemblies for 1964-68 Chevrolet full size models. These park lamp assemblies including the housing, lens and wire lead. Sold as a pair.

B11710A 1964 LH and RH amber 56.99 pr  
B11710C 1964 LH and RH clear 56.99 pr  
B11708 1968 LH and RH amber 115.99 pr



## 1958 Park Lamp Lens

Reproduction park lamp lens for 1958 Chevrolet full size models. Each lens is manufactured in quality injection molded UV stable clear acrylic plastic to OE specifications. 4 lenses required. Sold individually.

B403000 1958 clear 9.99 ea

**OER AUTHORIZED**



3390194



3393066



3400280

## 1959-67 Clear Park Lamp Lens

OER® Authorized park lamp lenses for 1959-67 Chevrolet full size models and 1959-60 El Camino models. Each lens is manufactured in quality injection molded UV stable clear acrylic plastic to OE specifications. Sold as pairs.

Note: \*Sold individually, 2 required.

B403250 1959 19.99 pr  
B403300 1960 24.99 pr  
5951966\* 1961 12.99 ea  
748737 1962 24.99 pr  
748737 1963 24.99 pr  
5954968C 1964 18.99 pr  
3390194 1965 29.99 pr  
3393066 1966 29.99 pr  
3400280 1967 29.99 pr

**OER AUTHORIZED**



B403255



B403310



748736



748738



5954968



5954968X



5956277



5957569



5958804

## 1959-67 Amber Park Lamp Lenses

OER® Authorized park lamp lenses for 1959-67 Chevrolet full size models and 1959-60 El Camino models. Each lens is manufactured in quality injection molded UV stable amber acrylic plastic to OE specifications. Sold as pairs.

Note: \*Without markings.

B403255 1959 16.99 pr  
B403310 1960 24.99 pr  
748736 1962 24.99 pr  
748738 1963 19.99 pr  
5954968 1964 16.99 pr  
5954968X\* 1964 9.99 pr  
5956277 1965 29.99 pr  
5957569 1966 29.99 pr  
5958804 1967 29.99 pr



B2070



B9107

## 1968-69 Park Lamp Lens

Reproduction park lamp lenses for 1968-69 Chevrolet full size models. Each lens is manufactured in quality injection molded UV stable amber acrylic plastic to OE specifications.

B2070 1968 LH and RH 17.99 pr  
B9107 1969 LH or RH 7.99 ea



A1955L

## 1958 Park Lamp Bezel

Reproduction park lamp bezels for 1958 Chevrolet full size models. These chrome-plated die-cast bezels are manufactured to factory specifications for an authentic fit and original appearance.

A1955L 1958 LH 219.99 ea  
A1955R 1958 RH 219.99 ea



## 1959 Park Lamp Bezels

Reproduction park lamp bezels for all 1959 Chevrolet full size models. Manufactured from bright finished aluminum to factory specifications featuring correct contours for an original fit and appearance. Sold in pairs.

CX2085 1959 LH and RH 93.99 pr



## 1959 Park Lamp Housing Seals

Reproduction molded rubber park lamp housing outer seals for 1959 Chevrolet full size models. Sold in pairs.

OE Style Molded EPDM Rubber Seals

RD2086 1959 LH and RH 93.99 pr



W2165



W2168

## 1962-70 Park Lens Gaskets

Correct-die-cut park lamp lens gaskets. Each gasket will replace the original exactly and help prevent moisture or road elements from entering and causing damage. Sold in pairs. Made in USA.

**Park Lamp Lens**  
W2165 1962 5.99 pr  
W2167 1963 5.99 pr  
W2168 1964 5.99 pr  
K4151 1965 6.99 pr  
W2388 1966 5.99 pr  
W2382 1967 6.99 pr  
W2384 1968 5.99 pr  
W23891 1970 9.99 pr

**Park Lamp Housing to Bumper**

W2169 1964 8.99 pr

# Park Lamp/Side Markers



## 1960 Park Lamp Housing

Reproduction park lamp housing for 1960 models. Sold as each and will fit left or right hand side.

C1711 1960 LH or RH..... 29.99 ea



C1710

## 1963-64 Park Lamp Housing

OE<sup>®</sup> park lamp housings for 1963-64 Chevrolet full size models. These housings are manufactured from stamped steel to factory specifications for an original fit and appearance. Fits LH or RH side.

C1710 1963 LH or RH..... 19.99 ea  
910271 1964 LH or RH..... 24.99 ea



A11154

WE341

## 1969-96 Park Lamp Bulb Socket

Replace missing, cracked, or brittle park and turn signal bulb sockets with one of these quality reproductions. These sockets have lugs that lock into the lamp body as well as 10° of lead wire.

A11154 1969-81 all..... 5.99 ea  
WE341 1977-85 Impala..... 5.99 ea  
WE341 1986-93 Caprice..... 5.99 ea  
WE393 1991-92 Caprice - front..... 24.99 ea  
WE341 1994-96 Impala - rear..... 5.99 ea



G6764

A13558

WE312

WE410

## 1968-96 Side Marker Lamp Socket

Quality original and replacement side marker lamp sockets. These sockets lock into the lamp body and include 10° of lead wire

ACDelco  
G6764 1968-80 rear..... 56.99 ea  
Reproduction  
A13558 1968-90 front..... 5.99 ea  
WE312 1986-90 front - wagon..... 6.99 ea  
WE350 1991-92 rear - 90 degree..... 4.99 ea  
WE410 1991-96 front..... 14.99 ea



CX2083



B6703

## 1967 Corner Lamp Bezels and Lenses

Replacement corner lamp bezels and lenses for 1967 Caprice models. The chrome-plated die-cast bezels are manufactured to factory specifications for an authentic fit and original appearance. The 1967 lenses are the correct opaque white color and feature the factory "SAE" and "Guide" markings. Sold in pairs.

CX2083 1967 bezels..... 119.99 pr  
B6703 1967 lenses..... 19.99 pr



## 1968 Corner Lamp Lens

Replacement corner lamp lenses for 1968 Chevrolet full size models. Manufactured to factory specifications for an authentic fit and original appearance. The lenses are manufactured in clear acrylic plastic with silver accents.

14032 1968 LH..... 26.99 ea  
14033 1968 RH..... 26.99 ea



## 1968 Rear Marker Lamp Assembly

Reproduction rear side marker lamp sets for 1968 Chevrolet full size models. Features correct red acrylic lenses, chrome-plated die-cast bezels and lens to body gaskets. Sold as a pair.

All Except Station Wagon  
152608 1968 LH and RH..... 129.99 pr



K70



911052

## 1968-69 Front Side Marker Lens

Front side marker assemblies for 1968-69 full size models. Each side marker lens and housing is manufactured to OE specifications with an injection molded UV stable acrylic lens for an original fit and appearance.

K70 1968 clear..... 12.99 ea  
911052 1969 amber..... 14.99 ea

RESTORATION



914191

914192

## 1980-90 Rear Side Marker

OE<sup>®</sup> reproduction rear side marker assemblies for 1980-90 Impala/full size Chevrolet models. Manufactured using Genuine GM tooling.

914191 1980-90 LH..... 39.99 ea  
914192 1980-90 RH..... 39.99 ea



915435

915436

748619

## 1981-85 Front Side Marker

OE<sup>®</sup> front side marker lamp assemblies for 1981-85 Chevrolet full size models. These complete assemblies are manufactured to factory specifications and feature the complete housing and injection molded acrylic lens. Attaching thread cutting palms are available separately. One pair required per assembly.

915435 1981-85 LH..... 39.99 ea  
915436 1981-85 RH..... 39.99 ea  
748619 1981-85 palms - 2 piece..... 1.99 pr

# Side Marker Components



B181860 B181859

## 1987-90 Side Marker Lamp

Reproduction 1987-90 Caprice side marker lamp assembly. Will fit and install as original.

B181860 1987-90 LH..... 11.99 ea  
B181859 1987-90 RH..... 11.99 ea

**OER AUTHORIZED**



B1385 - detail  
with cornering lamp



B1389

## 1991-96 Side Marker Lamp

Reproduction 1991-96 Caprice side marker lamp housings. We offer both versions of the side marker lamps. With or without the optional cornering lamp assemblies.

### With Cornering Lamp

B1385 1991-96 LH reproduction 19.99 ea  
B1384 1991-96 RH reproduction 19.99 ea

### Without Cornering Lamp

B1389 1991-96 LH reproduction 22.99 ea  
B1388 1991-96 RH reproduction 22.99 ea



B168

## 1968 Rear Side Marker Lens

Rear side marker assembly for 1968 full size station wagon models. Each side marker lens and housing is manufactured to factory specifications and features an injection molded UV stable red acrylic lens.

### Station Wagon

K71 1968..... 12.99 ea



CP50029C



CP50029A CP50029B CP50029D CP50029E CP50029F

## 3 LED Mini Clearance/Marker Lamp

These 3 LED mini clearance/marker lamp add a custom touch to your classic ride. Requires a 13/16" hole for installation.

**Note:** Fabrication may be required for installation.

CP50029A amber LEDs w/amber lens..... 8.99 ea  
CP50029C amber LEDs with clear lens..... 8.99 ea  
CP50029B red LEDs with red lens..... 8.99 ea  
CP50029D red LEDs with clear lens..... 8.99 ea  
CP50029E blue LEDs with clear lens..... 11.99 ea  
CP50029F white LEDs with clear lens..... 9.99 ea



K72



CM4522



CM2877



748857



CM2878



748859



748862

## 1968-69 Side Marker Lamp Bezels

Reproduction front side marker lamp bezels for 1968-69 full size models. These chrome-plated die-cast bezels are manufactured to factory specifications for an authentic fit and original appearance. Features correct black painted details where applicable.

### 6 Cylinder

K72 1968-69 6 cyl. - OER®..... 7.99 ea

### V8

CM4520 1968 307..... 98.99 pr  
CM4521 1968 327..... 98.99 pr  
CM4522 1968 350..... 98.99 pr  
748857 1968-69 396..... 89.99 pr  
748858 1968-69 427..... 64.99 pr  
CM2876 1969 350..... 98.99 pr  
CM2877 1969 396..... 98.99 pr  
CM2878 1969 427..... 98.99 pr

### V8 Custom

748859 1968-69 502..... 79.99 pr  
748860 1968-69 SS 396..... 109.99 pr  
748861 1968-69 SS 427..... 109.99 pr  
748862 1968-69 SS 502..... 109.99 pr



CM2735

## 1968-69 Rear Marker Lamp Bezels

Reproduction rear side marker bezels for 1968-69 full size models. These chrome-plated die-cast bezels are manufactured to factory specifications for an authentic fit and original appearance.

### All Except Station Wagon

CM2735 1968 reproduction..... 91.99 pr  
CM2890 1969 reproduction..... 87.99 pr

### Station Wagon

K72 1968 OER®..... 7.99 ea

**OER**



## 1968-69 Side Marker Bezel Seals

Side marker bezels to body seals for 1968-69 front fenders with 6 cylinder engines or the rear quarter panel for 1968 station wagons. Sold in pairs.

K837 1968-69..... 7.99 pr

**OER**



W23842



W23841

## 1968 Front Side Marker Bezel Gaskets

Die-cut rubber gaskets for the V8 front side marker lamp bezels with engine size designation. Each gasket is an exact replacement. Sold in pairs.

K4166 1968..... 6.99 pr




## 1968 Side Marker Lens Gaskets

Correct die-cut side marker lens assembly to body gaskets. Each gasket will replace the original exactly and help keep moisture out of the lamp assemblies.

W23842 1968 front..... 8.99 pr  
W23841 1968 rear..... 6.99 pr


# Taillamp Kits



## 1958 Impala Taillamp Set

Reproduction 1958 Impala taillamp assembly set. Manufactured to factory specifications for an original fit and appearance. Set includes: 4 taillamp lenses, 2 back-up lamp lenses, 6 chrome bezels with housings, lens gaskets, and lens mounting screws.

A1940 1958 Impala..... 354.99 set



## 1959 Impala Taillamp Kit

Reproduction taillamp kit for 1959 Impala models. Manufactured to factory specifications for an original fit and appearance. Kit includes: 2 taillamp lenses, 2 back-up lenses, 1 pair of aluminum bezels, 1 set of stainless lens trim, housing gaskets, and lens gaskets.

*Note: Will also fit Bel Air and Biscayne models, the stainless steel lens trim was original for Impala models only.*

881306 1959 Impala..... 321.99 kit



## 1960 Impala Taillamp Kit

Reproduction taillamp kit for 1960 Impala models. Manufactured to factory specifications for an original fit and appearance. Kit includes: 4 taillamp lenses, 2 back-up lenses, 4 taillamp housings, 2 back-up housings, housing to body gaskets, and lens gaskets.

881307 1960 Impala..... 219.99 kit



## 1961 Impala Taillamp Kit

Reproduction taillamp kit for 1961 Impala models. Manufactured to factory specifications for an original fit and appearance. Kit includes: 4 taillamp lenses, 2 back-up lenses, 6 taillamp lens trim, 6 taillamp housings, inner housing to body gaskets, outer housing to body gaskets, and lens to housing gaskets.

881308 1961 Impala..... 207.99 kit



## 1962 Impala Taillamp Kit

Reproduction taillamp kit for 1962 Impala models. Manufactured to factory specifications for an original fit and appearance. Kit includes: 4 taillamp lenses, 2 back-up lamp lenses, 6 chrome lens trim rings, 6 bright finished aluminum housings, 6 lens gaskets, and housing to body gaskets.

881314 1962 Impala..... 252.99 kit




## 1963 Impala Taillamp Kit

Reproduction taillamp kit for 1963 Impala models. Manufactured to factory specifications for an original fit and appearance. Kit includes: 4 taillamp lenses, 2 back-up lamp lenses, 6 chrome lens trim rings, 6 bright finished aluminum housings, 6 lens gaskets and inner and outer housing to body gaskets.

*Note: \*Does not include aluminum buses or gaskets.*

B6301\* 1963 Impala..... 109.99 kit

B6301B 1963 Impala..... 299.99 kit



## 1964 Impala Taillamp Kit

Reproduction taillamp kit for 1964 Impala models. Manufactured to factory specifications for an original fit and appearance. Kit includes: 4 taillamp lenses, 2 back-up lamp lenses, 6 chrome lens trim rings, 6 bright finished aluminum housings, 6 housing retainer brackets, 6 lens gaskets, and housing to body gaskets.

881313 1964 Impala..... 259.99 kit



## 1965 Impala Taillamp Kit

Reproduction taillamp lens kit for 1965 Impala models. Manufactured to factory specifications for an original fit and appearance. Kit includes: 4 taillamp lenses with trim, 2 back-up lenses with trim, 6 taillamp housings, 6 chrome outer taillamp bezels, 6 housing to body gaskets, and lens gaskets.


881309 1965 Impala..... 299.99 kit



## 1966 Impala Taillamp Kit

Reproduction taillamp kit for 1966 Impala models. Manufactured to factory specifications for an original fit and appearance. Kit includes: 2 taillamp lenses, 2 back-up lenses, 2 chrome-plated taillamp bezels, 2 housing to body gaskets, and lens gaskets.

881310 1966 Impala..... 186.99 kit



## 1967 Impala Taillamp Kit

Reproduction taillamp kit for 1967 Impala models. Manufactured to factory specifications for an original fit and appearance. Kit includes: 2 taillamp lenses, 2 chrome-plated taillamp bezels, 2 housing to body gaskets, and lens gaskets.

881311 1967 Impala..... 277.99 kit

# Taillamp Lens Sets



881253



881289

## 1958 Taillamp Lens Set

Reproduction taillamp and back-up lamp lens set for 1958 Chevrolet full size models. Your choice of lens set with or without "SAE" and "Guide" markings.

### Impala - 4 Taillamps, 2 Back-Up

881253 1958 with markings..... 64.99 set  
881253A 1958 without markings..... 43.99 set

### Bel Air/Biscayne - 4 Taillamps

881289 1958 with markings..... 45.99 set  
881289A 1958 without markings..... 30.99 set



881254



881255

## 1959 Taillamp Lens Set

Reproduction taillamp and back-up lamp lens set for 1959 Chevrolet full size models. Features "SAE" and "Guide" markings as original.

*Note: Not for use on El Camino, station wagon, or sedan delivery models.*

### Hardtop/Sedan/Convertible - 2 Taillamps,

2 Back-Up  
881254 1959 4 piece ..... 70.99 set

### El Camino/Station Wagon/Sedan Delivery -

4 Taillamps, 2 Back-Up  
881255 1959 6 piece ..... 226.97 set



881256



881257



881290



881291

## 1960-61 Taillamp Lens Set

OER® Authorized taillamp and back-up lamp lens set for 1960-61 Chevrolet full size models. Features "SAE" and "Guide" markings as original.

### Impala - 4 Taillamps, 2 Back-Up

881256 1960 6 piece ..... 51.99 set  
881257 1961 6 piece ..... 53.99 set

### Bel Air/Biscayne - 4 Taillamps, 2 Back-Up

881290 1960 6 piece ..... 43.99 set

### Bel Air/Biscayne - 2 Taillamps, 2 Back-Up

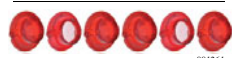
881291 1961 4 piece ..... 36.99 set



881258



881259



881261



881292



881260

## 1962-64 Taillamp Lens Set

OER® Authorized taillamp and back-up lamp lens set for 1962-64 Chevrolet full size models. Features "SAE" and "Guide" markings as original. Lens trim rings available separately unless noted.

*Note: \*Includes chrome lens trim.*

### Impala - 4 Taillamps, 2 Back-Up

881258 1962 6 piece ..... 53.99 set  
881259 1963 6 piece ..... 49.99 set

881261 1964 6 piece ..... 56.99 set

### Bel Air/Biscayne - 2 Taillamps, 2 Back-Up

881292 1962 4 piece ..... 36.99 set

881260\* 1963 4 piece ..... 58.99 set



881262



881263



881263

## 1965 Taillamp Lens Set

Reproduction taillamp and back-up lamp lens set for 1965 Chevrolet full size models. Features "SAE" and "Guide" markings as original. 1965 Impala and Bel Air models feature outer chrome trim ring and center chrome bullet.

*Note: Not for use on station wagon models. \*Must purchase K3208 trim ring for Bel Air models.*

### Impala/Bel Air - 4 Taillamps, 2 Back-Up

881262 1965 6 piece - OER® ..... 146.99 set

### Biscayne - 2 Taillamps, 2 Back-Up

881263\* 1965 4 piece ..... 49.99 set



881264

## 1966 Taillamp Lens Set

Reproduction taillamp and back-up lamp lens set for 1966 Impala and Caprice models. Features "SAE" and "Guide" markings as original.

*Note: Not for use on station wagon models.*

### Impala - 2 Taillamps, 2 Back-Up

881264 1966 4 piece ..... 67.99 set

### Caprice - 2 Taillamps, 2 Back-Up

881265 1966 4 piece ..... 137.99 set



881266



881267

## 1967 Taillamp Lens Set

Reproduction taillamp and back-up lamp lens set for 1967 Impala and Caprice models. Features "SAE" and "Guide" markings as original.

*Note: Not for use on station wagon models.*

### Impala - 2 Tail/Back-Up Lamps

881266 1967 LH and RH ..... 37.99 pr

### Caprice - 2 Taillamps, 2 Back-Up

881267 1967 4 piece ..... 149.99 set



881268



881268



881288

## 1968 Taillamp Lens Set

OER® Authorized taillamp and back-up lamp lens set for 1968 Chevrolet full size models. Features "SAE" and "Guide" markings as original.

*Note: Not for use on station wagon models. \*Replacement for Biscayne models.*

### Impala SS/Impala Custom/Caprice -

4 Taillamps, 2 Back-Up

881268 1968 6 piece ..... 108.99 set

### Impala - 4 Taillamps, 2 Back-Up

881269 1968 6 piece ..... 119.99 set

### Bel Air/Biscayne - 2 Taillamps, 2 Back-Up

881288\* 1968 4 piece ..... 77.99 set

# Taillamp Lenses



## 1969 Taillamp Lens Set

Reproduction taillamp and back-up lamp lens set for 1969 Impala and Caprice models. Each lens is manufactured in quality injection molded UV stable red and clear acrylic plastic to factory specifications.

*Note:* Replacement for Caprice models which originally featured an outer stainless steel trim ring.

**Impala/Caprice - 4 Taillamps, 2 Back-Up**  
881271 1969 6 piece..... 126.99 set

OER AUTHORIZED



## 1970 Taillamp Lens Set

OER® Authorized taillamp and back-up lamp lens set for 1970 Impala and Caprice models. Each lens is manufactured in quality injection molded UV stable red and clear acrylic plastic to factory specifications.

*Note:* Not for use on station wagon models.

153476 1970 6 piece..... 89.99 set



## 1958 Taillamp Lens

Reproduction taillamp lens for all 1958 Chevrolet full size models. Each lens is manufactured in quality injection molded UV stable red acrylic plastic to factory specifications. Your choice of lens with or without "SAE" and "Guide" markings.

CMA5282 1958 with markings..... 11.99 ea  
5954803 1958 without markings 7.99 ea



## 1959 Taillamp Lens

Reproduction taillamp lens for 1959 Chevrolet full size models. Each lens is manufactured in quality injection molded UV stable red acrylic plastic to factory specifications. Features "Guide" markings as original.

*Note:* Not for use on El Camino, station wagon, or sedan delivery models.

C5901L\* 1959 LH..... 25.99 ea  
C5901R\* 1959 RH..... 25.99 ea  
**El Camino, Station Wagon, Sedan Delivery**  
EL30500 1959 4 piece set..... 204.99 set  
**El Camino, Station Wagon, Sedan Delivery**  
EL30503 1959 LH inner..... 51.99 ea  
EL30502 1959 LH outer..... 61.99 ea  
EL30504 1959 RH inner..... 51.99 ea  
EL30501 1959 RH outer..... 61.99 ea

RESTORATION

OER AUTHORIZED



5951078

5953731



CMA2251

5954186



5955333



B6503

5956328

## 1960-65 Taillamp Lens

OER® Authorized taillamp lenses for 1960-65 Chevrolet full size models. Each lens is manufactured in quality injection molded UV stable red acrylic plastic to OE specifications. Features correct "SAE" and "Guide" lettering. (1965 models feature outer chrome trim ring and center chrome bullet).

*Note:* \*Not for use on station wagon models.

**Chevrolet Full Size - All**

5951078 1960-61 LH or RH..... 8.99 ea  
5953731 1962 LH or RH..... 8.99 ea

**Bel Air/Biscayne**

CMA2251 1963 LH or RH..... 14.99 ea  
B6503\* 1965 LH or RH..... 12.99 ea

**Impala/Impala SS**

5954186 1963 LH or RH..... 7.99 ea  
5955333\* 1964 LH or RH..... 9.99 ea  
5956328\* 1965 LH or RH..... 27.99 ea

OER AUTHORIZED



5957718

## 1966 Taillamp Lens

Reproduction taillamp lenses for 1966 Impala and Caprice models. Each lens is manufactured in quality injection molded UV stable red acrylic plastic to factory specifications.

*Note:* Not for use on station wagon models.

**Impala/Impala SS - OER\***

5957717 1966 LH..... 19.99 ea  
5957718 1966 RH..... 19.99 ea

**Caprice**

CMA2551A 1966 LH..... 53.99 ea  
CMA2551 1966 RH..... 53.99 ea

OER AUTHORIZED



748769 - Installed



748769

CMA2651A

## 1967 Taillamp Lens

Reproduction taillamp lenses for 1967 full size models. Each lens is manufactured in quality injection molded UV stable red and clear acrylic plastic to factory specifications.

*Note:* Not for use on station wagon models.

**Impala, Impala SS**

748769 1967 LH..... 19.99 ea  
748768 1967 RH..... 19.99 ea

**Bel Air, Biscayne, Impala Station Wagon**

C07031 1967 LH and RH..... 162.99 set

**Impala, Bel Air**

CMA2650A 1967 LH..... 54.99 ea  
CMA2650 1967 RH..... 54.99 ea

**Caprice**

CMA2651A 1967 LH..... 56.99 ea  
CMA2651 1967 RH..... 53.99 ea

RESTORATION

OER AUTHORIZED



5959799

5959865

## 1968 Taillamp Lens

OER® Authorized taillamp lenses for 1968 Chevrolet full size models. Each lens is manufactured in quality injection molded UV stable red acrylic plastic to OE specifications. Features correct "SAE" and "Guide" lettering.

*Note:* Not for use on station wagon models.

**Impala SS/Impala Custom/Caprice**

5959799 1968 LH or RH..... 18.99 ea

**Impala/Bel Air**

5959865 1968 LH or RH..... 21.99 ea



B9033

B9032

## 1969 Taillamp Lens

Reproduction taillamp lenses for 1969 Impala and Caprice models. Each lens is manufactured in quality injection molded UV stable red acrylic plastic to factory specifications.

*Note:* Replacement for Caprice models which originally featured an outer stainless steel trim ring.

B9033 1969 LH or RH inner..... 20.99 ea  
B9030 1969 LH outer..... 20.99 ea  
B9032 1969 RH outer..... 20.99 ea

# Back-Up Lamps

New!

OER AUTHORIZED



5948757



CMA5283

## 1958 Back-Up Lens



Reproduction clear back-up lens for 1958 full size models. Each lens is manufactured in injection molded acrylic. Your choice of lens with or without "SAE" and "Guide" markings.

5948757	1958	without markings.....	6.99	ea
CMA5283	1958	with markings.....	9.99	ea

RESTORATION

OER AUTHORIZED



5951083



5951995



CMA2059



CMA2261



5954188



B6504



5956430

## 1960-65 Back-Up Lamp Lens



OER\* Authorized back-up lamp lenses for 1960-65 Chevrolet full size models. Each lens is manufactured in quality injection molded UV stable red and clear acrylic plastic to OE specifications. Features correct "SAE" and "Guide" lettering. (1965 Impala models feature outer chrome trim ring and center chrome bullet).

*Notes: \*Not for use on station wagon models.*

<b>Impala</b>				
5951083*	1960	LH or RH.....	8.99	ea
<b>Chevrolet Full Size - All</b>				
5951995	1961	LH or RH.....	9.99	ea
5953726	1962	LH or RH.....	9.99	ea
<b>Bel Air/Biscayne</b>				
CMA2059	1960	LH or RH.....	10.99	ea
CMA2261	1963	LH or RH.....	17.99	ea
B6504*	1965	LH or RH.....	14.99	ea
<b>Impala/Impala SS</b>				
5954188	1963	LH or RH.....	9.99	ea
5955335*	1964	LH or RH.....	9.99	ea
5956430*	1965	LH or RH.....	29.99	ea



## 1966-67 Back-Up Lamp Lens



Reproduction back-up lamp lenses for 1966 Impala and Caprice models. Each lens is manufactured in quality injection molded UV stable clear acrylic plastic to factory specifications.

*Note: Not for use on station wagon models.*

<b>Impala/Impala SS</b>				
5957876	1966	LH and RH.....	30.99	pr
<b>Caprice</b>				
5957876	1966-67	LH and RH.....	30.99	pr

RESTORATION

OER AUTHORIZED



5959825 - installed



5959825



5959866

## 1968 Back-Up Lamp Lens



OER\* Authorized back-up lamp lenses for 1968 Chevrolet full size models. Each lens is manufactured in quality injection molded UV stable red and clear acrylic plastic to OE specifications. Features correct "SAE" and "Guide" lettering.

*Note: Not for use on station wagon models.*

<b>Impala SS/Impala Custom/Caprice</b>				
5959825	1968	LH or RH.....	18.99	ea
<b>Impala/Bel Air</b>				
5959866	1968	LH or RH.....	18.99	ea



## 1969 Back-Up Lamp Lens



Reproduction back-up lamp lenses for 1969 Impala and Caprice models. Each lens is manufactured in quality injection molded UV stable red and clear acrylic plastic to factory specifications.

*Note: Replacement for Caprice models which originally featured an outer stainless steel trim ring.*

B9042	1969	LH or RH.....	24.99	ea
-------	------	---------------	-------	----



CMA2060A

CMA2150A

CMA2250A



## 1960-63 Amber Taillamp Lens



Restyle your 1960-63 Chevrolet full size with these European style amber taillamp lenses. Each lens will replace the original and give your vehicle a unique custom look. Made in USA.

CMA2060A	1960-61.....	9.99	ea
CMA2150A	1962.....	8.99	ea
CMA2250A	1963.....	8.99	ea



CM2150C

CM2250C

CM2350C



## 1962-64 Clear Taillamp Lens



Looking to give your Chevrolet full size a custom look but keep the original appearance. Each lens is manufactured in quality injection molded UV stable clear acrylic plastic to OE specifications. These lenses are for use with colored bulbs or colored LEDs. Made in USA.

CM2150C	1962.....	8.99	ea
CM2250C	1963.....	8.99	ea
CM2350C	1964.....	8.99	ea

New!



## 1966-67 Back-Up Lamp Housing



Reproduction back-up lamp housing for 1966 Impala and 1966-67 Caprice models. This will replace the back-up lamp housing for the driver side or passenger side. Sold individually. Refer to part #5957876 for lens.

748849	1966-67	LH or RH.....	39.99	ea
--------	---------	---------------	-------	----



## 1959 Back-Up Housing Gaskets



Reproduction back-up housing gasket that mounts between the back-up housing assembly and the body on 1959 models.

W2075	1959.....	8.99	pr
-------	-----------	------	----

## Lamp Assembly J-Nut Retainer



Reproduction #10 metal J-nut. Designed to attach lamp assemblies on various full size models that require a J-nut for attachment. Use as required.

9431531	.....	9.99	ea
---------	-------	------	----

# Custom Taillamp Lenses



CM2150B

CM2160B



CM2250G

CM2260G



CM2350F

CM2360F



CM2150D

CM2250M

## 1962-64 Bow Tie Taillamp Lens

These lenses feature a beautifully raised chrome trimmed Bow Tie emblem. The taillamp lenses are available in your choice of a red or blue Bow Tie and the back-up lenses are available in your choice of a clear or blue Bow Tie. Also available is an all clear lens for use with colored bulbs or LED lights.

*Note: 1963 Bow Tie lenses are available with or without chrome trim ring, due to the raised Bow Tie, factory trim rings will not mount to these lenses.*

### Taillamp Lens with Red Bow Tie

CM2150B	1962	without trim ring.....	22.99 ea
CM2250B	1963	without trim ring.....	22.99 ea
CM2250T	1963	with trim ring.....	23.99 ea
CM2350B	1964	without trim ring.....	22.99 ea

### Taillamp Lens with Blue Bow Tie

CM2150F	1962	without trim ring.....	24.99 ea
CM2250F	1963	without trim ring.....	24.99 ea
CM2250G	1963	with trim ring.....	31.99 ea
CM2350F	1964	without trim ring.....	24.99 ea

### Back-Up Lens with Clear Bow Tie

CM2160B	1962	without trim ring.....	22.99 ea
CM2260B	1963	without trim ring.....	23.99 ea
CM2260F	1963	with trim ring.....	29.99 ea
CM2360B	1964	without trim ring.....	22.99 ea

### Back-Up Lens with Blue Bow Tie

CM2160F	1962	without trim ring.....	24.99 ea
CM2260F	1963	without trim ring.....	24.99 ea
CM2260G	1963	with trim ring.....	31.99 ea
CM2360F	1964	without trim ring.....	24.99 ea

### All Clear Lens with Clear Bow Tie

CM2150D	1962	without trim ring.....	22.99 ea
CM2250D	1963	without trim ring.....	22.99 ea
CM2250M	1963	with trim ring.....	29.99 ea
CM2350D	1964	without trim ring.....	22.99 ea



C10488L



C10488R



C6088

## 1958-72 LED Taillamp Circuit Boards

Upgrade your vehicle with the latest technology in automotive lighting. Featuring faster response and brighter illumination than factory lighting, LED taillamps are not only a style upgrade, but also make your vehicle safer by improving your visibility. LED bulbs also use far less electricity and have a far longer life span than incandescent bulbs, offering superior run time and reliability. These solid state circuit boards have an epoxy coating with sealed electronics and plug into your existing harness with the standard 1156 or 1157 socket plug. With the optional sequential taillamp sets, the sequence of lighting can also be changed. Available in a four piece set of red LED boards or a 6 piece set that includes 2 white back-up lamps. Lenses and housings not included. Will work with either factory or reproduction taillamps.

### Non-Sequential LED Circuit Boards

C4081	1958	4 red.....	119.99 set
C6081	1958	4 red/2 white.....	179.99 set
C10488L	1959	LH.....	78.99 ea
C10488R	1959	RH.....	78.99 ea
C4023	1960-65	4 red.....	119.99 set
C6023	1963-65	4 red/2 white.....	179.99 set
C6085	1966	6 red.....	171.99 set
C4088	1967	4 red.....	114.99 set
C6088	1967	4 red/2 white.....	179.99 set
C4023	1968	4 red.....	119.99 set
C6023	1968	4 red/2 white.....	179.99 set
C4083	1969	4 red.....	114.99 set
C4083	1969	4 red/2 white.....	184.99 set
C4085	1970	4 red.....	114.99 set
C6088	1970	4 red/2 white.....	179.99 set
C4084	1971-72	4 red.....	119.99 set
C6083	1971-72	4 red/2 white.....	184.99 set

### Sequential LED Circuit Boards

C6082	1958	4 red/2 white.....	221.99 set
C60231	1960-65	4 red/2 white.....	221.99 set
C60851	1966	6 red.....	299.99 set
C60231	1968	4 red/2 white.....	221.99 set
C60831	1969	4 red/2 white.....	221.99 set
C60831	1971-72	4 red/2 white.....	221.99 set



C6151 - lit

C6301 - lit



C6801 - lit

C6851 - lit



C6151

C6301



C6801

C6851



C6504C

C6801C

## 1960-68 LED Taillamp Lens

Make a bold statement with this hot reproduction of the original style taillamp lens with an LED circuit board to give your full size model an original but brighter look. LEDs, are fully sealed, epoxy coated electronics.

*Note: C6801, C6851 fits Impala SS/Impala Custom/Caprice, C6802, C6852 fits Impala/Bel Air/Biscayne.*

### LED Taillamp Lens

C6001	1960-61	.....	35.99 ea
C6101	1962	.....	37.99 ea
C6301	1963	.....	38.99 ea
C6402	1964	.....	39.99 ea
C6504	1965	.....	38.99 ea
C6801	1968	3 trim rings.....	41.99 ea
C6802	1968	1 trim ring.....	40.99 ea

### LED Taillamp Lens - Clear with Red LEDs


C6504C	1965	.....	37.99 ea
C6801C	1968	.....	41.99 ea

### LED Back-Up Lens

C6052	1960-61	.....	50.99 ea
C6151	1962	.....	50.99 ea
C6351	1963	.....	50.99 ea
C6451	1964	.....	50.99 ea
C6551	1965	.....	60.99 ea
C6851	1968	3 trim rings.....	60.99 ea
C6852	1968	1 trim ring.....	60.99 ea




# Custom Taillamps



## 1968-65 Blue Dot Taillamp Lenses

Reproduction red taillamp lenses, center drilled, with blue dots installed. Each blue dot has that beautiful diamond pattern center with a chrome retaining ring.

14054	1958	without trim ring	.....	14.99	ea
14055	1960-61	without trim ring	.....	14.99	ea
14056	1962	without trim ring	.....	11.99	ea
14058	1963	without trim ring	.....	12.99	ea
14057	1963	with trim ring	.....	24.99	ea
14059	1964	without trim ring	.....	16.99	ea
14060	1965	with trim ring	.....	19.99	ea



## Blue Dot Lens Gems

Give your classic ride a hot rod look with your choice of glass or plastic blue dots. Each set of blue dots include 2 blue dot gems, and 2 blue dot retainers.

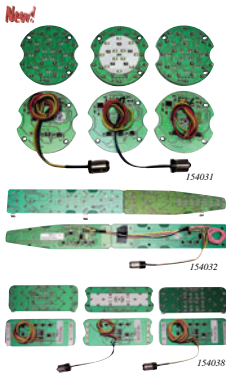
CP500124	glass blue dots	.....	9.99	pr
BD13450P	plastic blue dots	.....	6.99	pr



## Cadillac LED Taillamp Assembly

Add a little customization to your classic ride with this 1959 Cadillac bullet style taillamp assembly. Features 40 super bright LED's in a polycarbonate lens with chrome die-cast trim. Electronics are epoxy coated and fully sealed. 3 wire hookup (1 wire with trim terminal). The dimensions are: 6-1/4" x 3".

CP50010A	red lens	.....	62.99	ea
----------	----------	-------	-------	----




## 1958-71 Sequential LED Taillamp Set

Animate your taillamps and make your Impala stand out! These LED panels feature a self-contained microprocessor and circuitry to enable multiple sequential lighting patterns. Make the light pattern flow at various speeds from the center of the vehicle outwards, from the center of the lens outwards, and more! Each set offers nine different patterns. Made in USA.

*Important: All panels require a low current LED flasher.*  
*Note: Taillamp housings not included.*


154031	1958	Impala	.....	339.99	set
154032	1959	Impala, Bel Air, Biscayne	.....	314.99	set
154033	1960-65	Impala	.....	339.99	set
154034	1960-65	Bel Air	.....	299.99	set
154035	1966	Impala	.....	339.99	set
154036	1967	Impala	.....	339.99	set
154037	1968	Impala	.....	339.99	set
154038	1969	Impala	.....	339.99	set
154039	1970	Impala	.....	314.99	set
154040	1971	Impala	.....	349.99	set



## 1959 LED Taillamp Board and Lens Kit

Get LED brightness in original style lenses with this LED taillamp kit for 1959 full size models. Features LH and RH bright LED bases with pigtails and original style red lenses for a complete retrofit.

C6059	1959	4 piece	.....	199.99	kit
-------	------	---------	-------	--------	-----



## 1965 LED Sequential Taillamp Boards

Upgrade your vehicle with these LED lamp boards for 1965 full size Chevrolet models. LED lighting is the latest technology in automotive lighting that features a quicker response and much brighter than factory lighting. Available in a 6 piece set of 4 red LED boards and 2 white LED boards for the back-up lamps. Lenses not included. Can be used with factory or reproduction lenses.

C6523	1965	6 piece	.....	221.99	set
-------	------	---------	-------	--------	-----



## 3 LED Taillamp Sequencing System

This system converts any three LED taillamps to sequential operation. A three segment sequence is used for turn signal operation, with "all at once" lighting for brake lamp operation. Includes: two modules, wiring, connectors, and instructions.

CP500440	with LED taillamp systems only	.....	49.99	set
----------	--------------------------------	-------	-------	-----



## Universal Pigtail for Single Contact

Universal fit antique design pigtails for single contact (1156 type) sockets are made in authentic vintage style with original type crimped bullet terminal on one end with black and green cloth insulation. Socket portion features nylon inner base with quality spring. One green wire and one black wire is included in each pair with a nylon base, single contact, and spring assembly on one end and single bullet connector on the opposite end.

154964	universal	1156 sockets	.....	7.99	ea
--------	-----------	--------------	-------	------	----

# Taillamp Bezels/Trim Rings



881280

## 1958 Taillamp Bezels

Reproduction chrome taillamp bezels for all 1958 Impala models. These will replace your old, damaged or pitted bezels. Fits LH or RH. Available as a 6 piece set or individual.

<b>Impala - 6 Piece Set</b>	6 piece.....	161.99 set
881280	1958	
<b>Impala - Individual</b>	LH or RH.....	37.99 ea
A1941	1958	

**LED**



881286

## 1966 Impala Taillamp Bezel

OER® taillamp bezels for 1966 Impala models. These chrome-plated die-cast bezels are manufactured to factory specifications with the correct contours for an original fit and appearance.

<i>Note: Not for use on Caprice or station wagon models.</i>		
881312	1966	LH and RH..... 79.99 pr
5958919	1966	LH..... 49.99 ea
5958920	1966	RH..... 49.99 ea



881299

## 1965 Taillamp Bezels

OER® taillamp bezels for 1965 Chevrolet full size models including Impala, Bel Air, and Biscayne. Features a chrome finish as original with correct mounting studs. Installation hardware is included. Available as a 6 or 4 piece set and individually.

<i>Note: Not for use on station wagon models.</i>		
<b>Impala - 6 Piece Set</b>	3 LH and 3 RH.....	118.99 set
881286	1965	
<b>Bel Air/Biscayne - 4 Piece Set</b>	2 LH and 2 RH.....	79.99 set
881299	1965	
<b>Individual</b>	LH.....	21.99 ea
5956419	1965	
5956420	1965	RH..... 21.99 ea



CX1878

## 1959 Taillamp Bezels

Reproduction taillamp bezels for all 1959 Chevrolet full size models. Manufactured from bright finished aluminum to factory specifications featuring correct contours for an original fit and appearance. Sold in pairs.

<i>Note: Not for use on El Camino, station wagon, or sedan delivery models.</i>		
<b>Taillamp Bezels</b>	LH and RH.....	209.99 pr
CX1878	1959	
<b>Taillamp Bezels and 8 Piece Lens Trim Kit</b>	.....	236.99 kit
881281	1959	

**LED AUTHORIZED**




881312

## 1966 Impala Taillamp Bezel

OER® taillamp bezels for 1966 Impala models. These chrome-plated die-cast bezels are manufactured to factory specifications with the correct contours for an original fit and appearance.

<i>Note: Not for use on Caprice or station wagon models.</i>		
881312	1966	LH and RH..... 79.99 pr
5958919	1966	LH..... 49.99 ea
5958920	1966	RH..... 49.99 ea



## 1967 Taillamp Bezels

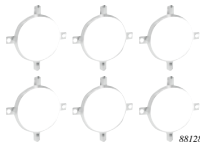
Reproduction taillamp bezels for 1967 Impala and Caprice models. These chrome-plated die-cast bezels are manufactured to factory specifications and feature the correct contours and silver painted details for an original fit and appearance.

CX1879	1967	LH and RH..... 239.99 pr
--------	------	--------------------------



## 1959 Impala Tail Lens Trim Set

<i>Note: Not for use on El Camino, station wagon, or sedan delivery models.</i>		
CX1880	1959	8 piece..... 38.99 set



881282

## 1961 Taillamp Lens Trim Ring

Reproduction taillamp lens trim ring for 1961 Impala models. Manufactured to factory specifications from bright finished aluminum as original. Fits LH or RH.

<i>Note: Original for 1961 Impala models, will fit 1960-61 all models for custom applications.</i>		
881282	1961	6 piece..... 39.99 set
B9087	1961	individual..... 6.99 ea



881284

## 1962-64 Taillamp Lens Trim Ring

OER® taillamp lens trim rings for 1962-64 Impala and Impala SS models. These chrome-plated die-cast trim rings are manufactured to factory specifications with the correct contours for an original fit and appearance. Fits LH or RH. Available as a 6 piece set or individual.

*Note: \*Not for use on station wagon models. \*\*Not for use with aftermarket LED lens.*

<b>Die-Cast Metal Trim Rings</b>		
881283	1962	6 piece..... 45.99 set
5955655	1962	individual..... 7.99 ea
881284*	1963	6 piece..... 74.99 set
5954187**	1963	individual..... 12.99 ea
881285*	1964	6 piece..... 68.99 set
5955332*	1964	individual..... 11.99 ea
<b>Plastic Trim Rings for LED Taillights C6301, C6351</b>		
152983	1963	individual..... 5.99 ea



881287

## 1965 Taillamp Lens Trim Ring & Ornament

OER® taillamp lens trim ring and ornament for 1965 Impala and Bel Air models. The chrome-plated ring attaches to the outside edge of the taillamp and back-up lamp lenses. Ornament (fits Impala models) attaches to the center of the lenses. Fits LH or RH.

<b>12 Piece Set (6 Trim Rings, 6 Ornaments)</b>		
881287	1965	12 piece..... 74.99 set
<b>Individual Components</b>		
K3208	1965	trim ring..... 9.99 ea
K3209	1965	ornament - Impala..... 4.99 ea

# Taillamp Housing/Base

OER AUTHORIZED



881272

## 1960 Taillamp Housings



Reproduction tail and back-up lamp housing/base for 1960 Chevrolet full size models. Manufactured to factory specifications from bright finished aluminum as original. Includes: aluminum bezel/housing with mounting studs. Individual housings fit LH or RH side of the vehicle.

<b>6 Piece Set - 4 Taillamp, 2 Back-Up</b>	
881272 1960 6 piece	169.99 set
<b>4 Piece Set - 2 Taillamp, 2 Back-Up</b>	
881300 1960 4 piece	114.99 set
<b>4 Piece Set - 4 Taillamps</b>	
881300A 1960 4 piece	114.99 set
<b>Individual</b>	
C6050 1960 taillamp	29.99 ea
C6051 1960 back-up	29.99 ea



881273



881274

## 1961-62 Taillamp Housings



Reproduction taillamp housing/base for 1961-62 Chevrolet full size models. Manufactured to factory specifications from bright finished aluminum as original. Includes aluminum bezel/housing with mounting studs. Individual housings fit LH or RH applications unless noted.

<b>Impala - 6 Piece Set</b>	
881273 1961 6 piece	99.99 set
881274 1962 6 piece	199.99 set
<b>Bel Air/Biscayne - 4 Piece Set</b>	
881301 1961 4 piece	64.99 set
881302 1962 4 piece	125.99 set
<b>Individual Components</b>	
B6168 1961 LH or RH	17.99 ea
C6206 1962 LH and RH - pair	69.99 pr

OER



881275 - installed



881275



881276

## 1963-64 Taillamp Housings



OER® taillamp housing/base for 1963-64 Chevrolet full size models. Manufactured to factory specifications from bright finished aluminum with mounting studs as original. 1964 housings include the housing to body seal and retaining bracket.

*Note: Not for use on station wagon models.*

<b>Impala - 6 Piece Set</b>	
881275 1963 LH and RH	189.99 set
881276 1964 LH and RH	209.99 set
<b>Bel Air/Biscayne - 4 Piece Set</b>	
881440 1963 LH and RH	129.99 set
881303 1964 LH and RH	139.99 set

<b>Individual Components</b>	
14020 1963 LH	34.99 ea
14019 1963 RH	34.99 ea
B1013 1964 LH or RH	38.99 ea

OER AUTHORIZED



FS9278 - installed

## 1964 Taillamp Housing Retainer




Reproduction taillamp housing/base retaining bracket 1964 Chevrolet full size models. Fits LH or RH side.

*Note: Not for use on station wagon models.*

FS9278 1964 LH or RH	5.99 ea
----------------------	---------


OER



large pigtail with notch for plastic pigtails  
small pigtail without notch for metal pigtails



881278



881305

## 1965 Full Size Taillamp Housings



OER® taillamp housing/base for 1965 Chevrolet Bel Air, Biscayne, and Impala models. Manufactured in stamped steel to the correct factory configuration ensuring a perfect fit. Silver zinc-plated for rust prevention. The housings include pre-attached lens to housing gasket and housing to body gaskets.


*Important: Bel Air and Biscayne models: check your wiring harness for correct pigtail type before ordering.*

*Note: Not for use on station wagon models.*

<b>Impala</b>	
Includes: 3 LH and 3 RH with notch.	
881278 1965 6 piece	107.99 set
<b>Bel Air/Biscayne</b>	
Includes: 2 LH and 2 RH with notch.	
881305 1965 4 piece	71.99 set
<b>Biscayne</b>	
Includes: 1 LH and 1 RH taillamp housing with notch and 1 LH and 1 RH back-up lamp housing without notch.	
881279 1965 4 piece	71.99 set

<b>Individual Components</b>	
<b>Tail/Back-Up Bases with Notch</b>	
K3201 1965 LH	19.99 ea
K3202 1965 RH	19.99 ea
<b>Back-Up Lamp Bases without Notch</b>	
K3205 1965 LH	19.99 ea
K3206 1965 RH	19.99 ea

# Lens Gaskets/Lamp Sockets



## USA 1962-68 Taillamp Lens Gaskets

These replacement gaskets seal the taillamp lenses to the taillamp housing assemblies. Exact die-cut replacement. Made in USA.

W2166	1962	6 piece	8.99 set
W21671	1963	6 piece	10.99 set
W2171	1964	6 piece	8.99 set
W2380	1965	6 piece	12.99 set
748589	1966	2 piece	7.99 pr
748590	1967	2 piece	7.99 pr
748591	1968	6 piece	9.99 set




## 1959-67 Taillamp Housing to Body Seals

These replacement gaskets seal the taillamp housing to the body. Back of housing seals are die-cut from EPDM sponge rubber. 1960-61 outer seals are extruded black rubber, 1962-63 outer seals are clear, 1964 outer seals are black injection molded EPDM rubber.

<b>Back of Housing to Body Seals</b>			
W21761	1959		11.99 pr
W21782	1961		8.99 set
W21783	1962		17.99 set
W21784	1963		8.99 set
W2381	1965	OER®	12.99 set
K1108	1966	OER®	16.99 set
K1110	1967	OER®	9.99 pr

<b>Outer Housing to Body Seals</b>			
W21771	1960	outer	10.99 set
W21781	1961	outer	6.99 set
W2170	1962-63	outer	24.99 set
B9139	1964	outer - 6 required	4.99 ea



## USA 1958-64 Lens Gasket

Gasket set designed to replace the lens gaskets for the taillamps and park lamps. Made in USA.

W2045	1958	10 piece	12.99 set
W2176	1959	4 piece	19.99 set
W2177	1960	8 piece	16.99 set
W2178	1961	8 piece	19.99 set
W2173	1962	8 piece	17.99 set
W2174	1963	8 piece	19.99 set
W2175	1964	8 piece	17.99 set



## 1980-90 Taillamp Retainers

OER® taillamp to rear body panel retaining nuts for 1980-90 Chevrolet full size models.			
3073195	1980-81	LH or RH	4.99 ea
2073982	1982-90	LH or RH	5.99 ea

**NEW!**  
**1982-83 Taillamp Lens Push Pin Retainer**

OER® taillamp lens to housing upper push pin retainers for 1982-83 Impala models. Two required per side.

20363491	1982-83	push pin	1.49 pr
----------	---------	----------	---------

**1980-85 Taillamp Mounting Gasket**

Reproduction taillamp mounting gasket for 1980-85 Impala/Caprice models. This foam gasket is placed on the mounting studs before installation, sealing water out of the body. Use as required.

5967657	1980-85		1.99 ea
---------	---------	--	---------

**1970 Taillamp Retainer**

Reproduction taillamp housing retainer for 1970 full size models. This triangle shaped piece mounts to each of the outer legs on the taillamp housings. Use as required.

152614	1970		9.99 ea
--------	------	--	---------

**Billet Aluminum Taillamp Sockets w/Bulbs**

These billet aluminum taillamp sockets include 15" weather protection boots. Uses a 3/4" mounting hole. Single filament sockets use 1156 type bulbs. Double filament sockets use 1157 type bulb.

TF900625	single filament	90.99 pr
TF900626	double filament	90.99 pr

**1961-96 Taillamp and Turn Socket**

Replace missing, cracked or brittle bulb sockets with these quality sockets. Includes 10" wiring to connect the bulb to the wire harness.

A11157	1961-68	all	3.99 ea
A11154	1969-81	all	5.99 ea
WE369	1982-90	Impala/Caprice	7.99 ea
WE312	1990	classic 4 door wagon	6.99 ea
WE369	1991-92	Impala/Caprice	7.99 ea
WE369	1992-96	wagon	7.99 ea
WE371	1992-96	sedan	8.99 ea

EAT BODY COMPONENTS

# License Lamp Components



## 1962-96 Back-Up Lamp Socket

Replace missing, cracked, or brittle bulb sockets with one of these quality reproductions. These sockets have lugs that lock into the lamp body as well as 8" wiring to connect the bulb to the wire harness.

WE307	1962-68	all.....	6.99 ea
WE334	1976-85	all except wagon.....	5.99 ea
WE351	1977-90	wagon.....	7.99 ea
WE334	1986-90	coupe.....	5.99 ea
WE389	1986-93	sedan.....	8.99 ea
WE371	1991-93	wagon.....	8.99 ea
WE371	1994-96	Caprice.....	8.99 ea



## 1960 Rear License Lamp Assembly

Reproduction license plate lamp assembly for 1960 Chevrolet full size models. This license lamp assembly includes the housing, lens, and lens gasket.

*Note: Not for El Camino, wagon, or sedan delivery models.*  
CM5289 1960..... 126.99 ea



OER

5737521



911576

B3351

## 1961-73 License Lamp Assembly

OER® rear license plate lamp assembly for 1961-73 Chevrolet full size models. Each assembly features: zinc chromate (gold iridescent) plated housing, UV stable clear acrylic lens with correct GM lettering, lens gasket, lens screws, and wired pigtail.

### Complete Assembly

5735448	1961-64	OER®.....	33.99 set
5737521	1965	OER®.....	33.99 set
911576	1966-69	OER®.....	12.99 ea
B3351	1970-71	reproduction.....	21.99 ea
B3351	1972-73	replacement.....	21.99 ea

### Without Lens

5735449	1961-65	OER®.....	19.99 ea
---------	---------	-----------	----------



## 1977-78 License Lamp Lens and Housing

Reproduction rear license lamp housing for 1977-78 Impala and 1978 Caprice models. This license lamp assembly includes the housing and clear lens with mounting hardware.

912390	1977-78	Impala.....	24.99 ea
912390	1978	Caprice.....	24.99 ea



## 1991-93 Rear License Lamp

Replacement rear license lamp assembly for 1991-93 Caprice models.

G5499	1991-93.....	39.99 ea
-------	--------------	----------



EL30747

EL30748

## 1959-60 El Camino License Lens

Reproduction license plate lamp lens that was installed on 1959-60 El Camino, station wagon, and sedan delivery models. Made in clear UV stable plastic and features all appropriate markings.

EL30747	1959	1 required.....	21.99 ea
EL30748	1960	2 required.....	16.99 ea



CMA2061



5956396



5955195

## 1960-69 Rear License Lens

Rear license lamp lens for 1960-69 Chevrolet full size models. Each lens is manufactured in quality injection molded UV stable clear acrylic plastic to OE specifications. Features correct "Guide" lettering.

*Note: \*Not for El Camino, wagon, or sedan delivery models.*

GUIDE LL-60	CMA2061*	1960	reproduction.....	23.99 ea
-------------	----------	------	-------------------	----------

GUIDE LS-60	5950753	1961-64	OER®.....	16.99 ea
-------------	---------	---------	-----------	----------

GUIDE 15 SAE L 65	5956396	1965	OER®.....	16.99 ea
-------------------	---------	------	-----------	----------

GUIDE 3 SAE L 64	5955195	1966-69	OER®.....	7.99 ea
------------------	---------	---------	-----------	---------



W2307

K278

## 1961-74 Rear License Lamp Gasket

Correct gasket for 1961-74 license lamp assemblies. Seals the lamp to eliminate water and other elements from entering the housing causing damage.

W2307	1961-64.....	3.99 ea
K278	1966-74.....	2.99 ea



A13558

WE354

WE350

WE410

## 1974-96 License Plate Lamp Socket

Replace the corroded or burnt license plate lamp socket in your 1974-96 full size model.

### Reproduction Sockets

A13558	1974-78.....	5.99 ea
WE354	1979-87 Impala/Caprice.....	4.99 ea
WE350	1979-91 Impala/Caprice.....	4.99 ea
WE410	1991-96 wagon.....	14.99 ea



## Single Contact Pigtail

Single contact pigtail with 1 wire. For use with lamps 63, 67, 87, 89, 93, 97, 209, 1003, 1073, 1129, 1133, 1141, and 1156.

MLA269	fits 7/8"-1-1/8" hole.....	2.99 ea
--------	----------------------------	---------



## 1965 Rear License Plate Lamp Bracket

Reproduction rear license plate lamp mounting bracket for 1965 Chevrolet full size models. Manufactured in stamped steel to factory specifications featuring correct contours for an authentic appearance and fit. Black EDP coated for rust prevention.

14735	1965.....	62.99 ea
-------	-----------	----------

# Replacement Bulbs

**AER AUTHORIZED**



## 6000K HID Headlamp Bulb Upgrade Set

HID 6000K white headlamp bulbs are much brighter than conventional Halogen bulbs, while providing tight light focus for better light distribution. They require 35 watts and use an external regulator, but will plug into the existing light plug. Includes HID bulbs, regulators, and wiring.

*Note: H4 series bulbs feature HID low beam and a Halogen high beam. H11 series bulbs feature HID low beam.*

**9006 Series Bulb**  
 LH9006 HID low beams ..... 49.99 set

**9005 Series Bulb**  
 LH9005 HID high beams ..... 49.99 set

**H4 Series Bulb**  
 LHH4 HID high/low ..... 49.99 set

**H4 Series Bulb**  
 LHH11 HID low ..... 49.99 set



## Halogen Headlamp Bulb

Replacement Halogen headlamp bulbs for various models. Choose from different wattages below.

H9006 9006 55W low beam ..... 6.99 ea  
 H9005 9005 65W high beam ..... 6.99 ea  
 H9004 9004 45/65W low/high ..... 9.99 ea

**AER AUTHORIZED**



## H4 Xenon Hyper White Headlamp Bulbs

Upgrade your lighting to hyper white Xenon bulbs and enjoy a light that simulates daylight and reduces glare, fatigue, and eye strain. These Xenon replacement bulbs light up the night to increase driving safety and night time visibility. Sold as a pair.

**9006 Series Bulb**  
 MX01111 80W ..... 13.99 pr

**H4 Series Bulb**  
 542212X 60/55W high/low ..... 13.99 pr  
 545812X 100/80W high/low ..... 16.99 pr  
 546912 130/90W high/low ..... 19.99 pr

**AER AUTHORIZED**



## Ultra Bright Halogen Headlamp Bulbs

Upgrade your lighting to ultrabright Halogen bulbs and enjoy a light that simulates daylight and reduces glare, fatigue, and eye strain. These 60/55 watt replacement bulbs light up the night to increase driving safety and night time visibility.

**9004 Series Bulb**  
 MX01108 100/80W high/low ..... 9.99 ea

**9006 Series Bulb**  
 MX01113 55W low ..... 9.99 pr

**9005 Series Bulb**  
 MX01110 65W high ..... 9.99 pr  
 MX01109 100W high ..... 13.99 pr

**9007 Series Bulb**  
 MX01112 65/55W high/low ..... 3.99 ea

**H4 Series Bulb**  
 542212 60/55W high/low ..... 9.99 pr  
 MX01106 100/80W high/low ..... 9.99 pr

**New!**



## Electronic LED Lamp Flasher

Electronic LED flasher (advanced) is a simple replacement and upgrade for standard flasher relays. This electronic LED flasher is recommended for use with LED taillights. Two flashers are recommended, if you are installing both LED taillights and LED front lights (turn signals etc.).

UFM10 universal ..... 29.99 ea



## LED Lamp Flasher

Due to the lower current draw of LED lamps, these electronic 12 Volt flashers are recommended for vehicles equipped with LED lamps. Available in 20 amp or a 25 amp, 20 amp available in two or three prong type.

*Important: If installing LEDs on both the front and rear, two flashers are usually required.*

*Note: \*Includes reverse polarity adapter.*  
 B6207 20 amps 2 prong ..... 12.99 ea  
 B6208 20 amps 3 prong ..... 14.99 ea  
 F90652\* 25 amps 2 prong ..... 14.99 ea



## Keep Bulbs in the Glove Box

Whether replacing your bulbs during a restoration or you want to be ready for any roadside emergencies, this handy kit fits the bill! Contains most every bulb you'll need to replace your front parking lights, side markers, taillights, license lights, back-up lights, and turn signals. Includes 168, 1155, 1156, and 1157 bulbs. Your choice of kit that includes 2 clear or 2 amber 1157 bulbs for front park lamps/turn signals.

XX100 14 piece bulb kit clear ..... 19.99 kit  
 XX101 14 piece bulb kit amber ..... 19.99 kit



## Colored Lamp Bulbs

Have some fun, switch over to blue, green, or purple bulbs for show use.

*Note: Using a bulb other than amber is not street legal. Use colored bulbs for off-road or show purposes only.*

**194 Series Bulbs**  
 MX01214 purple ..... 4.99 pr  
 MX01211 blue ..... 4.99 pr

**1157 Series Bulbs**  
 MX01203 green ..... 4.99 pr

**1156 Series Bulbs**  
 MX01209 purple ..... 4.99 pr  
 MX01207 green ..... 4.99 pr

**67 Series Bulbs - License Plate Lamp**  
 MX01220 amber ..... 4.99 pr  
 MX01221 blue ..... 4.99 pr  
 MX01222 green ..... 4.99 pr

**New!**



## 1958-96 Four Micro LED 1893 Bulb

This is a multi-use type 1893 bulb with many applications. Features 4 micro LED lights. Sold as a pair.

CP500512 1958-96 amber ..... 7.99 pr  
 CP500513 1958-96 blue ..... 7.99 pr  
 CP500514 1958-96 green ..... 7.99 pr  
 CP500516 1958-96 red ..... 7.99 pr  
 CP500517 1958-96 white ..... 7.99 pr


# Replacement Bulbs



## Replacement Bulb — 12 Volt

Replacement lamp bulbs for a variety of applications. Choose the correct bulb by matching the number on the base of your original bulb. Descriptions listed below only provide a reference for application. Individual applications may vary depending on vehicle model and year. Listed below by: base style, bulb #, bulb type, and CP = candle power.

Miniature Bayonet Base		
1445	G3-1/2	0.0 CP..... 1.99 ea
53	G3-1/2	1.0 CP..... 1.99 ea
B363	G3-1/2	2.0 CP..... 1.99 ea
57	G4-1/2	2.0 CP..... 1.39 ea
1895	G4-1/2	2.0 CP..... 1.39 ea
B1815	T3-1/4	.75 CP..... 1.99 ea
1891	T3-1/4	1.4 CP..... 1.99 ea
1891	T3-1/4	2.0 CP..... 1.99 ea
1893	T3-1/4	2.0 CP..... 1.99 ea
1816	T3-1/4	3.0 CP..... 1.99 ea



## Dome Lamp Bulbs

Modernize the lighting equipment on your vehicle with these bright 6000K LED light bulb units. Manufactured to replace common bulbs on any vehicle with 12V capacity. LED bulbs not only react faster than traditional bulbs, but provide better light distribution.

LE3613W	white	1-3/8"	10.99 pr
LE4414W	white	1-3/4"	10.99 pr



## Clear Lamp Bulbs

Replacement lamp bulbs for a variety of applications. Bulbs you will need to replace your taillights, license lights, back-up lights, and instrument bulbs. Sold in a pair.

XX201	tail/stop bulbs	3.99 pr
XX202	back-up bulbs	3.99 pr
XX203	instrument bulbs	3.99 pr
XX204	license plate bulbs	2.99 pr



## Replacement Bulb

Replacement lamp bulbs for a variety of applications. Choose the correct bulb by matching the number on the base of your original bulb. Descriptions listed below only provide a reference for application. Individual applications may vary depending on vehicle model and year. Listed below by: base style, bulb #, bulb type, and CP = candle power.

Miniature Wedge Base		
74	T1-3/4	0.7CP..... 1.99 ea
Wedge Base		
161	T3-1/4	1.0 CP..... 1.99 ea
158	T3-1/4	2.0 CP..... 1.99 ea
194	T3-1/4	2.0 CP..... 1.99 ea
194A	T3-1/4	2.0 CP (amber)..... 1.99 ea
168	T3-1/4	3.0 CP..... 1.99 ea

Bayonet Base G-6		
B67	single	4.0 CP (#67)..... 1.99 ea
97	single	4.0 CP..... 1.99 ea
89	single	6.0 CP..... 1.99 ea
90	double	6.0 CP..... 1.99 ea

Bayonet Base B-6		
B105	single	12.0 CP..... 2.99 ea
1003	single	15.0 CP..... 2.99 ea
1004	double	15.0 CP..... 1.99 ea

Bayonet Base S-S		
1141	single	21 CP..... 1.99 ea
1073B	single	32 CP..... 1.99 ea
1156	single	32 CP..... 1.99 ea
1034	double	3/32 CP..... 2.99 ea
1157	double	3/32 CP..... 1.99 ea
1157A	double	3/32 CP (amber)..... 1.99 ea

Mini-Capped		
B2122	T3	6 CP..... 2.99 ea

Flat Clip		
562	T3	6 CP..... 2.99 ea

Pointed Ends		
17314	T3	8 CP..... 1.69 ea



## LED Replacement Lamp Bulb

Brighten up your taillamps with these LED replacement bulbs. LED lighting is up to 3 times brighter, does not heat up like incandescent lighting and requires far less energy than conventional bulbs.

1157 Series Bulb		
500567	red	9.99 ea
500571	white	9.99 ea
500569	amber	9.99 ea

1156 Series Bulb		
500577	white	9.99 ea
500573	red	9.99 ea
500575	amber	9.99 ea



## SMD LED Lamp Bulbs

Modernize the lighting equipment on your vehicle with these bright 6000K LED light bulb units. Manufactured to replace common bulbs on any vehicle with 12V capacity. LED bulbs not only react faster than traditional bulbs, but provide better light distribution.

194 Series Bulbs		
LE194W	white	9.99 pr
LE194A	amber	9.99 pr
LE194R	blue	9.99 pr
LE194R	red	9.99 pr
LE194G	green	9.99 pr

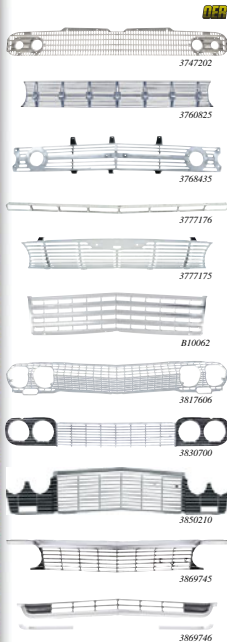
1142 Series Bulbs		
LE1142W	white - pair	29.99 pr
BL1142	white - individual	18.99 ea

1156 Series Bulbs		
LE1156W	white	14.99 pr
LE1156A	amber	14.99 pr

1157 Series Bulbs		
LE1157W	white	14.99 pr
LE1157A	amber	14.99 pr
LE1157R	red	14.99 pr

3157 Series Bulbs		
LE3157W	white	14.99 pr
LE3157A	amber	14.99 pr

# Front Grills and Grill Kits

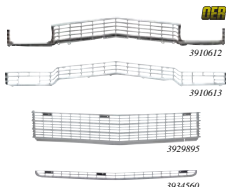


## 1958-66 Grill

OE\* 1958-66 grills for Chevrolet full size models. Each grill is manufactured to OE specifications featuring crisp lines and clean stamping resulting in a precise fit and factory original appearance. Stamped from high-quality aluminum, the grills are then polished and bright dip anodized to preserve the brilliant shine and prevent corrosion. Features black painted details when applicable.

Note: Shipped oversize. \*Shipped truck freight. \*\*Shipped double oversize.

Part No.	Description	Price
3747202**	1958	599.99 ea
3760825	1959 with ornaments	569.99 ea
3768435	1960	469.99 ea
3777176	1961 upper	289.99 ea
3777175	1961 lower	479.99 ea
B10062	1962	361.99 ea
3817606	1963	399.99 ea
3830700	1964	399.99 ea
3850210*	1965	599.99 ea
3869745	1966 upper	419.99 ea
3869746	1966 lower w/extensions	184.99 set




## 1967-69 Grill

OE\* 1967-69 grills for Chevrolet full size models. Each grill is manufactured to factory specifications. 1967-68 grills are stamped from high-quality aluminum, the grills are then polished and bright dip anodized. 1967 Super Sport grills features a black painted top bar and black painted vertical bars. 1969 grills are injection molded ABS plastic and feature the correct argon silver and black painted details.

Note: Shipped oversize. \*Shipped double oversize.


Part No.	Description	Price
3885962	1967 standard	459.99 ea
3885962SS	1967 Super Sport	459.99 ea
3910612*	1968 upper	749.99 ea
3910613*	1968 lower	749.99 ea
3929895	1969 upper	329.99 ea
3934560	1969 lower	159.99 ea



## 1981-96 Full Size Grill

Genuine GM or reproduction replacement grills for 1981-96 full size models.

Part No.	Description	Price
Caprice		
B1340	1981-85 chrome	47.99 ea
B1342	1985-90 chrome	37.99 ea
B1380	1991-96 chrome/silver	24.99 ea
Impala SS - Reproduction		
T70324	1994-96 black	69.99 ea
Impala SS - GM Paint to Match		
G3925	1994-96 black	105.99 ea




## 1963-64 Grill Assembly

OE\* 1963-64 grill sets for Chevrolet full size models. Each grill is manufactured to OE specifications. Stamped from high-quality aluminum, polished and bright dip anodized to preserve the brilliant shine and prevent corrosion. Features black painted details and includes: outer grill to fender brackets, headlamp housings, and grill reinforcement brackets.

Note: Shipped truck freight.

3817606A	1963 grill assembly	499.99 set
B1719	1964 grill assembly	499.99 set



## 1967 Grill Component Kit

Reproduction front grill, headlight bezels, and grill filler moldings for 1967 Chevrolet Impala, Impala SS, Bel Air, Biscayne, and Caprice models. These authentic reproduction components are manufactured in quality materials to factory dimensions replicating the originals in quality, appearance and fitment. Grills feature correct black accents matching the headlight bezels and headlamp corner moldings.

Part No.	Description	Price
Impala, Bel Air, Biscayne, and Caprice		
881432	1967 with corner lamps	699.99 kit
881434	1967 w/o corner lamps	699.99 kit
Impala SS Features Black Vertical Grill Bars		
881435	1967 with corner lamps	699.99 kit
881433	1967 w/o corner lamps	699.99 kit



## 1966 Grill Component Kit

Reproduction grill component kit for 1966 Chevrolet full size models. Manufactured from bright finished aluminum to factory specifications. Kit includes: 1 upper grill, 1 lower grill, LH and RH lower grill extension moldings, LH and RH headlamp bezels, plus LH and RH fender eyebrow moldings.

Note: Shipped oversize.


2888	1966	8 piece	734.99 kit
------	------	---------	------------



# Front Grill Components

New!


OEM



## 1969 Grill and Headlamp Bezel Set

Reproduction front grill set designed to replace the upper grill, lower grill, and outer headlight bezels with extensions. Each component is injection molded as original and correctly painted silver and black to match the original OEM specifications offering an authentic appearance. Grill components can be painted black for Impala SS models. See part #3953669 for Bow Tie grill emblem, or #CM2850 for "SS" emblem (sold separately).

Note: Fits models with or without concealed headlamps.  
881345 1969 all ..... 654.99 set



## 1959 Grill Screens

Reproduction hood grill screens for 1959 models. Each screen is manufactured from bright finished stamped aluminum to factory specifications. Sold as a pair.  
CX2086 1959 LH and RH ..... 134.99 pr



## 1959 Grill Screen Mounting Bracket Set

Reproduction grill screen mounting bracket set for 1959 Chevrolet full size models. This high-quality clip set features the correct size replacement clips to install the LH and RH grill screens. 6 piece set with rivets.  
L19072P 1959 6 piece ..... 49.99 set



## 1959-62 Billet Grill Insert

Replacement billet aluminum grill for 1961-62 Chevrolet full size models. Replace your factory grill with this high-quality custom grill for a cool new look. Features a satin finish with black accents.

Note: Shipped double oversize.  
14767 1959 ..... 184.99 ea  
B30061 1961 ..... 164.99 ea  
B30062 1962 ..... 159.99 ea



## 1969-76 Billet Grill Inserts

Replacement billet aluminum grills for 1969-76 full size models. Replace your factory grill with this quality billet grill for a cool, custom look. Features a polished finish with black accents.

Note: Shipped double oversize.

Part #	Year	Model	Price
<b>1 Piece</b>			
152641	1969	Impala - phantom..	264.99 ea
152642	1971	Impala/Caprice.....	274.99 ea
152645	1974	Caprice.....	204.99 ea
152645	1975	Impala.....	204.99 ea
<b>2 Piece</b>			
152640	1969	Impala.....	199.99 set
B30070	1970	Impala.....	224.99 set
152643	1972	Impala/Caprice.....	264.99 set
<b>3 Piece</b>			
152644	1973	Impala/Caprice.....	209.99 set
152646	1975-76	Caprice.....	234.99 set
152646	1976	Impala.....	234.99 set
<b>6 Piece</b>			
153531	1969	Impala - phantom..	299.99 set



## 1959-62 Grill Ornaments

Reproduction grill ornaments 1959 and 1962 Chevrolet full size models. Manufactured from bright finished aluminum to factory specifications. Sold in sets.

CX1871 1959 7 piece ..... 67.99 set  
SC6214 1962 11 piece ..... 29.99 set



## 1991-96 Grill Bracket

Install your 1991-96 full size Chevrolet grill correctly with this Genuine GM replacement grill mounting bracket. For 1991-96 Caprice and Impala SS models.  
G3928 1991-96 RH outer ..... 21.99 ea

New!

OEM AUTHORIZED



## Universal Grill Attaching Rivet with Nut

Grill attaching rivet with lock nut for various applications where a rivet is needed. These have the look of a rivet with the ease of a bolt and nut. Available in silver zinc, black EDP coated or stainless steel. #10-24 x 3/8" rivet head bolt with lock washer nut.

748699	silver	individual .....	1.69 ea
881235	silver	set of 25.....	37.99 set
748698	black	individual .....	.99 ea
TF400284	black	set of 7.....	5.99 set
881236	black	set of 25.....	21.99 set
748598	SST	individual .....	.99 ea
881429	SST	set of 25.....	22.99 set



## 1961-67 Impala Grill Hardware Set

Complete grill hardware set for 1961-67 full size models. Contains all of the 100% correct fasteners required to install the grill for each specified year.

MN3040	1961	77 piece.....	23.99 set
MN3041	1963	41 piece.....	19.99 set
MN3042	1964	66 piece.....	19.99 set
MN3043	1965	48 piece.....	19.99 set
MN3044	1966	72 piece.....	19.99 set
MN3045	1967	71 piece.....	19.99 set

# Front/Rear Bumpers



## 1958-66 Full Size Front and Rear Bumpers

OE\* Authorized front and rear bumpers for 1958-66 Chevrolet full size models. These reproduction bumper sets are manufactured to factory specifications and feature triple chrome-plating.

Note: \* Except Biscayne and station wagon models.  
\*\* Except station wagon models. Shipped double oversize.

Front Bumpers		
B15261	1958	3 piece..... 399.99 set
B15263	1959	2 piece..... 499.99 set
B15371	1960	3 piece..... 429.99 set
B15291	1961	3 piece..... 379.99 set
B14733	1962	3 piece..... 389.99 set
B17053	1963	3 piece..... 399.99 set
B17050	1964	3 piece..... 379.99 set
B17065	1965	3 piece..... 399.99 set
B17055	1966	3 piece..... 449.99 set

Rear Bumpers		
B15262	1958	3 piece..... 399.99 set
B15292	1959	3 piece..... 399.99 set
B15293	1960	3 piece..... 399.99 set
B15375	1961	3 piece..... 349.99 set
B14734	1962	3 piece..... 379.99 set
B17052	1963	3 piece..... 370.99 set
B17051	1964	3 piece..... 359.99 set
B17057*	1965	3 piece..... 379.99 set
B17054**	1966	3 piece..... 469.99 set



## 1962-64 Smoothie Bumper

OE\* Authorized seamless 1 piece chrome smoothie bumpers for 1962-64 full size models. These bumpers will bolt to factory mounting brackets and give the vehicle a clean new look.

Important: Mounting hardware is sold separately.  
Note: Shipped double oversize. \* Shipped truck freight.

Front Bumpers		
B152618*	1962	459.99 ea
B152619*	1963	459.99 ea
B152620	1964	439.99 ea

Rear Bumpers		
B152621	1962	459.99 ea
B152622	1963	459.99 ea
B152623	1964	459.99 ea

Mounting Hardware - 1 Set Required Per Bumper  
B152627 1962-64..... 79.99 set



## 1980-90 Front and Rear Bumper

Reproduction front and rear bumpers for 1980-90 Impala or Caprice models. Chrome-plated and available with or without holes for the bumper cushions.

Note: \* Not for use with station wagons. Shipped double oversize.

Front Bumper		
B1337	1980-90	with 22 holes..... 198.99 ea
B1336	1980-90	without holes..... 198.99 ea

Rear Bumper		
B1370*	1980-90	with 20 holes..... 209.99 ea
B1369*	1980-90	without holes..... 200.99 ea



## 1965-68 Front Bumper Reinforcement Plate and Hardware Set

Reproduction front bumper to bumper end reinforcement plate set for various 1965-68 Chevrolet full size passenger car models. These steel plates are needed to properly install and align the center front bumper to the LH and RH outer bumper sections. Includes mounting hardware.

B100032	1965	front..... 18.99 set
B100033	1966	front..... 14.99 set
B100034	1967	front..... 14.99 set
B100035	1968	front..... 15.99 set



## 1991-96 Bumper Cover

Bumper cover for 1991-96 full size sedan models.

Note: Shipped double oversize.  
B1375 1991-96 rear..... 121.99 ea



## 1991-96 Bumper Cover Retainer

When replacing your damaged bumper cover, install it properly with replacement fasteners. We offer retainers for 1991-96 full size Chevy models.

Note: \* For wagon models.

Front		
16625	1991-96	push-in - 11 required... 2.99 ea

Rear		
16625	1991-96	push-in - 7 required... 2.99 ea
G4133*	1991-96	LH retainer..... 5.99 ea
G4132*	1991-96	RH retainer..... 5.99 ea
G4142*	1991-96	LH outer bracket..... 5.99 ea
G4141*	1991-96	RH outer bracket..... 5.99 ea



## Universal Bumper Cover Retainer

Reproduction push-in retainer designed to attach the front urethane bumper cover to the impact bar. Push-in style. 28.2mm long. Manufactured in durable ABS black plastic material. Stem length 1-3/64", shoulder length 5/32".

7/8" Head for 12" Hole		
A15043	universal	individual..... 99 ea
C15322	universal	25 piece set..... 19.99 set



## Bumper Cover Fastener

These fasteners are designed to attach the front or rear urethane bumper cover to the bumper reinforcement. Push-in style.

### Front Applications

Individual - Reproduction		
A1021	black.....	.89 ea
A1037	clear.....	3.99 ea
A15043	black.....	.89 ea
A15043	black - A15043	.99 ea


Individual - Genuine GM		
G6608	black	6.99 ea

25 Piece Sets		
C15318	black - A1021	19.99 set
C15319	black - 11569768	19.99 set
C15322	black - A15043	19.99 set

### Rear Applications

Individual - Reproduction		
A1021	black.....	.89 ea
A1037	clear.....	3.99 ea

25 Piece Set		
C15318	black - A1021	19.99 set



## 1958-61 Front Valance Panel

Reproduction lower front valance panel for 1959-61 Impala, Bel Air, and Biscayne models. Each lower valance panel is manufactured in stamped steel to original factory specifications featuring correct contours for an authentic appearance and fit.

Impala, Bel Air, Biscayne		
B153765	1959	LH..... 234.99 ea
B153766	1959	RH..... 234.99 ea

B153770	1960	LH..... 234.99 ea
B153771	1960	RH..... 234.99 ea
B153774	1961	LH..... 229.99 ea
B153775	1961	RH..... 229.99 ea

# Front/Rear Bumper Fillers

**DEF** AUTHORIZED



## 1966 Front Valve Panel

Reproduction lower front valve panel for 1966 full size models. This high-quality steel valve panel mounts below the front bumper and is manufactured like original for a perfect fit. Available in chrome-plated or black EDP coated. This part was originally painted Argent silver on all models.

Note: Shipped double oversize. **052**

14736	1966	chrome	289.99 ea
14737	1966	black EDP	249.99 ea



RP5000



RP5006



RP5012



RP5028



RP5015



RP5020

## 1970-85 Impala Bumper Filler

Replace those missing, broken, cracked, or warped bumper fillers on your Impala with these new fiberglass replacements. These are replacement parts made of fiberglass and not the temperamental Polyurethane parts which are no longer available. It is recommended for a better fit to replace all the pieces. These will help make your Impala look great again.

Note: \*Shipped oversize. **051**

### Impala

Center Bumper Fillers			
RP5000*	1970	front	144.99 ea
RP5006*	1973	front	144.99 ea
RP5012*	1974-76	front	144.99 ea
RP5028*	1980-85	front	171.99 ea
RP5001	1971-76	rear - wagon	159.99 ea
RP5002*	1972	rear	144.99 ea
RP5007	1973	rear	144.99 ea
RP5015*	1974-76	rear	144.99 pr
RP5020*	1977-85	rear	144.99 ea
RP5025*	1977-85	rear - wagon	171.99 ea

### Front Bumper Fillers

RP5004	1973	LH	91.99 ea
RP5005	1973	RH	91.99 ea
RP5010	1974-76	LH - outer	104.99 ea
RP5011	1974-76	RH - outer	104.99 ea
RP5023	1977-79	LH	91.99 ea
RP5024	1977-79	RH	91.99 ea
RP5026	1980-85	LH	91.99 ea
RP5027	1980-85	RH	91.99 ea

### Rear Bumper Fillers

RP5008	1973	LH	104.99 ea
RP5009	1973	RH	104.99 ea
RP5013	1974-76	LH	89.99 ea
RP5014	1974-76	RH	91.99 ea
RP5021	1977-79	LH	91.99 ea
RP5022	1977-79	RH	91.99 ea
RP5029	1980-85	LH	104.99 ea
RP5030	1980-85	RH	104.99 ea
RP5035	1980-85	LH - wagon	104.99 ea
RP5036	1980-85	RH - wagon	104.99 ea



RP5032



RP5031

## 1970-90 Caprice Bumper Filler

Replace those missing, broken, cracked, or warped bumper fillers on your Caprice with these new fiberglass replacements. These are replacement parts made of fiberglass and not the temperamental polyurethane parts which are no longer available. It is recommended for a better fit to replace all the pieces. These will help make your Caprice look great again.

Note: \*Shipped oversize. \*\*Shipped double oversize. **051 052**

### Caprice

Center Bumper Fillers			
RP5000*	1970	front	144.99 ea
RP5001	1971-76	rear - wagon	159.99 ea
RP5002*	1972	rear	144.99 ea
RP5006*	1973	front	144.99 ea
RP5007	1973	rear	144.99 ea
RP5012*	1974	front	144.99 ea
RP5015*	1974-76	rear	144.99 pr
RP5020*	1977-85	rear	144.99 ea
RP5025*	1977-90	rear - wagon	171.99 ea
RP5028*	1980-85	front	171.99 ea
RP5032**	1986-89	front	199.99 ea
RP5031*	1986-90	rear	144.99 ea

### Front Bumper Fillers

RP5010	1974	LH - outer	104.99 ea
RP5011	1974	RH - outer	104.99 ea
RP5016	1975-76	LH	104.99 ea
RP5017	1975-76	RH	104.99 ea
RP5023	1977-79	LH	91.99 ea
RP5024	1977-79	RH	91.99 ea
RP5026	1980-85	LH	91.99 ea
RP5027	1980-85	RH	91.99 ea

### Rear Bumper Fillers

RP5013	1974	LH	89.99 ea
RP5016	1975-76	LH	91.99 ea
RP5018	1975-76	LH	104.99 ea
RP5019	1975-76	RH	104.99 ea
RP5021	1977-79	LH	91.99 ea
RP5022	1977-79	RH	91.99 ea
RP5029	1980-90	LH	104.99 ea
RP5030	1980-90	RH	104.99 ea
RP5035	1980-90	LH - wagon	104.99 ea
RP5036	1980-90	RH - wagon	104.99 ea
RP5033	1986-89	LH	104.99 ea
RP5034	1986-89	RH	104.99 ea

**DEF** AUTHORIZED



B1703

## 1962-64 Front Bumper Filler Panel

Reproduction front bumper filler panel for 1962-64 full size Chevrolet models. Manufactured to exact factory specifications for a precise fit and is EDP coated to help prevent corrosion.

Note: Shipped double oversize. **052**

B1703	1962	109.99 ea
B1700	1963	79.99 ea
B1700C	1964	98.99 ea

## 1984-89 Bumper Filler Panel Clip

ABS plastic bumper filler panel push-in retainer clip for 1984-89 Chevrolet Impala and Caprice models. Head diameter 11/16", stem diameter 5/16", stem length 5/8".

480534 1984-89 nylon 1.49 ea

New!



AT202401



AT202501



AT202051



AT202701



AT203101

## 1974-90 Bumper Fillers

Accu-Trim bumper fillers provide a quick, easy, and affordable solution for restoring your vehicles cracked or broken fillers to a like new appearance. Molded to match for a perfect fit and easily installs with the factory hardware.

### 1974-76 Caprice

Bumper Filler Sets			
AT202401	1974-76	rear - 4 piece	449.99 set
AT202501	1975-75	front - 2 piece	189.99 set
AT202601	1975-76	rear - 4 piece	189.99 set

### 1977-79 Impala, Caprice

Quarter Panel to Bumper			
AT202701	1977-79	LH and RH	129.99 pr

### Front Fender to Bumper

AT202801	1977-79	LH and RH	129.99 pr
----------	---------	-----------	-----------

### 1980-90 Impala, Caprice, Station Wagon

Quarter Panel to Bumper			
AT202901	1980-85	LH and RH	109.99 pr
AT203301	1986-90	LH and RH	109.99 pr

### Front Fender to Bumper

AT203001	1980-85	LH and RH	109.99 pr
----------	---------	-----------	-----------

### Rear Center Bumper Filler

AT203101	1980-85	LH and RH	179.99 pr
AT203501	1986-90	LH and RH	179.99 pr

### 1980-90 Station Wagon

Quarter Panel to Bumper			
AT203201	1980-85	rear - 4 piece	269.99 set
AT203401	1986-90	rear - 4 piece	269.99 set

**DEF** AUTHORIZED



## 1986-90 Caprice Bumper Filler

Reproduction front bumper filler panel for 1986-90 Caprice models. Manufactured from injection molded Polyurethane as original. Paint to match.

Note: Shipped double oversize. **052**

B1354	1986-90	front	139.99 ea
-------	---------	-------	-----------

BODY COMPONENTS

# Bumper Guards

**OER AUTHORIZED**

## 1964 Front Bumper Reinforcement

OER® Authorized front bumper reinforcement bar for 1964 Chevrolet full size models. Manufactured from steel as original and black EDP coated.

Note: Shipped double oversized.

14222 1964..... 69.99 ea



## 1959-63 Grill Guard

Reproduction front grill guard for 1959-63 Chevrolet full size models. These chrome-plated grill guards were offered as factory accessories and will make a beautiful addition to your vehicle. 1959 and 1962 guards include the rubber bumpers.

KC2715 1959..... 809.99 ea  
BC6204 1962..... 324.99 ea  
L2000 1963..... 258.99 ea



## Grill Guard Rubber Bullets

Reproduction rubber grill guard bullets designed specifically for 1959-63 Chevrolet Impala and full size models that included the optional grill bar. Each rubber bullet is manufactured in quality EPDM rubber replicating the original in design and fitment. Includes nuts for installation.

CX1867 1959..... 64.99 pr  
CX1868 1961..... 49.99 pr  
C6303 1963..... 10.99 ea



## 1963-66 Rear Bumper Guard Bracket

OER® rear bumper guard bracket for 1963-66 full size models. These stamped steel silver zinc-plated brackets are manufactured to factory specifications. Includes attaching bolt. Sold individually.

K228 1963-66..... 8.99 ea




## 1960-68 Front Bumper Guards

Reproduction front bumper guards for 1960-68 Chevrolet full size models. These bumper guards are manufactured to factory specifications with a bright chrome finish as original. Includes mounting hardware unless noted. Sold in pairs.

Important: Part #KC2717 mounts horizontally below the front bumper.

Note: \*Mounting hardware sold separately.

C6040 1960 LH and RH ..... 79.99 pr  
BL1250 1964 LH and RH ..... 209.99 pr  
KC2717\* 1965 LH and RH – outer 524.99 pr  
B1715\* 1966 LH and RH ..... 59.99 pr  
CX1869 1968 LH and RH ..... 171.99 pr



## 1960-68 Rear Bumper Guards

Reproduction rear bumper guards for 1960-68 Chevrolet full size models. These bumper guards are manufactured to factory specifications with a bright chrome finish as original. Includes mounting hardware unless noted. 1961 models require 4 guards per vehicle and are sold each, all others are sold in pairs.

Note: \*Mounting hardware sold separately.

C6041 1960 LH and RH ..... 81.99 pr  
BC6128\* 1961 LH or RH ..... 51.99 ea  
BL1200 1962 LH and RH ..... 149.99 pr  
B9211 1963 LH and RH ..... 136.99 pr  
B9210 1964 LH and RH ..... 171.99 pr  
B9288 1965 LH and RH ..... 169.99 pr  
CX1870 1968 LH and RH ..... 137.99 pr

**New!**



## 1970 Bumper Guard Rubber Cushion Set

Reproduction front bumper guard rubber cushion set for 1970 Chevrolet Impala, Caprice, Bel Air models. Sold as a pair.

3962342 1970 front..... 88.99 pr



## 1958 Front Bumper Brace

Reproduction front bumper braces for 1958 full size models. These stamped steel braces are manufactured to factory specifications for a perfect fit.

A1670 1958 LH inner..... 37.99 ea  
A1671 1958 RH inner..... 37.99 ea  
A1672 1958 LH outer..... 39.99 ea  
A1673 1958 RH outer..... 39.99 ea

**OER AUTHORIZED**



## 1963-66 Front Bumper Bracket Set

Reproduction front bumper brackets for 1963-66 Chevrolet full size models including Impala, Bel Air, and Biscayne models. Manufactured from quality stamped steel to factory specifications and EDP coated for rust prevention.

B1710 1963 LH/RH/CTR – 5 piece 173.99 set  
B1784 1964 LH – 3 piece OER® ... 54.99 set  
B1783 1964 RH – 3 piece OER® ... 61.99 set  
C2278 1964 center..... 49.99 ea  
B17056 1966 LH/RH – 4 piece..... 99.99 set

# Bumper Brackets/Hardware


OE<sup>®</sup> AUTHORIZED



## 1962-64 Front Bumper Bracket

Reproduction front bumper bracket braces for 1962-64 Impala/full size models. Manufactured from tubular steel as original. Hardware not included.

A1679	1962-64	LH	19.99 ea
A1680	1962-64	RH	19.99 ea



## 1958 Rear Bumper Brace

Reproduction rear bumper braces for 1958 full size models. These stamped steel braces are manufactured to factory specifications for a perfect fit.

### Rear Bumper Braces

A1674	1958	LH	inner diagonal	34.99 ea
A1675	1958	RH	inner diagonal	34.99 ea
A1676	1958	LH	outer	36.99 ea

### Rear Outer Extension Bracket

A1677	1958	LH or RH	32.99 ea
-------	------	----------	----------

OE<sup>®</sup> AUTHORIZED



B1711



B1785

B1786

## 1963-64 Rear Bumper Bracket Set

Reproduction front bumper brackets for 1963-64 Chevrolet full size models including Impala, Bel Air, and Biscayne models. Manufactured from quality stamped steel to factory specifications and EDP coated for rust prevention.

B1711	1963	LH/RH	4 piece	136.99 set
B1786	1964	LH	2 piece-OER*	54.99 pr
B1785	1964	RH	2 piece-OER*	47.99 pr

New!



## 1962-63 Bumper Support Bracket Brace

Replacement front bumper outer support brackets for 1962-63 Chevrolet full size models. Manufactured from stamped steel to factory specifications. These brackets secure the front bumper outer corner to the vehicle.

### Front Outer

L19063P	1962-63	LH or RH	24.99 ea
---------	---------	----------	----------

OE<sup>®</sup> AUTHORIZED



## Stainless Steel Capped Bumper Bolt

These stainless capped bumper bolts were used on both the front and rear bumpers on most full size models. Features the correct style low dome or flat style head. Includes bumper bolt and retaining nut.

### 7/16"-14 x 1" - Low Dome

8557	individual	1.69 ea
------	------------	---------

### 7/16"-14 x 1-1/4" - Low Dome


TF400727	individual	1.99 ea
17758C	8 piece	12.99 set

### 7/16"-14 x 1" - Flat


MN1701	individual	1.79 ea
--------	------------	---------



B660250



B660270



B660277

## 1958-66 Bumper Mounting Hardware

Mounting an original or reproduction front or rear bumper is made much easier by having the right mounting hardware. Each set includes: nuts, bolts, and washers to install the bumper and the brackets.

B660250	1958	front	64 piece	34.99 set
B660260	1959	front	178 piece	51.99 set
B660261	1959	rear	80 piece	34.99 set
B660265	1960	front	104 piece	44.99 set
B660266	1960	rear	70 piece	41.99 set
B660270	1961	front	118 piece	49.99 set
B660271	1961	rear	96 piece	39.99 set
B660272	1962	front	128 piece	44.99 set
B660273	1962	rear	80 piece	40.99 set
B660274	1963	front	124 piece	44.99 set
B660275	1963	rear	96 piece	44.99 set
B660276	1964	front	130 piece	49.99 set
B660277	1964	rear	104 piece	49.99 set
B660280	1965-66	front	84 piece	39.99 set
B660281	1965-66	rear	72 piece	35.99 set

New!



SK125



SK193

## 1960-66 Front and Rear Bumper Bolt Set

Reproduction bumper bolts for 1960-64 Chevrolet Impala, Bel Air, and Biscayne and 1965-66 Impala, Bel Air, Biscayne, Caprice models. Bolt sets feature nuts, bolts, and lock washers. Set will mount both the front and rear OE style bumpers.

SK125	1960	36 piece	39.99 set
SK193	1963-64	32 piece	27.99 set
SK161	1965-66	24 piece	25.99 set

New!



C15315



C15320

## Retaining Clips and Hardware

OER\* reproduction steel retainer clips and hardware used to install and secure various components including front and rear bumper fascias, front spoiler, ground effects, radiator grill, and front end panel.

### Individual Retainers

11508023	Hex bolt M6-1.0 x 20mm	.99 ea
11503957	U-nut M6-1.0, panel range 030-160	.99 ea
10287379	Hex bolt M6-1.0 x 30mm	.99 ea

### Retainer Sets

C15315	25 pc - 11503957	22.99 set
C15320	18 pc - 11508023	16.99 set
C15316	25 pc - 10287379	15.99 set

# License Plate Panels



B244380



A1960

## 1958 License Plate Panel

Reproduction front and rear license plate panels for 1958 Chevrolet full size models. These panels are manufactured from stamped steel to factory specifications and are silver powder coated for rust prevention.

B244380	front	124.99 ea
A1960	rear	113.99 ea



C6167



B9195



B244500



B245500



B246500



B9196



B246000



B247000

## 1960-64 License Plate Panel

Reproduction front and rear license plate panels for 1960-64 Chevrolet full size models. These bright finished aluminum panels are manufactured to factory specifications with the correct contours for an original fit and appearance.

<b>Front</b>			
C6167	1960	front	59.99 ea
B9195	1961	front	69.99 ea
B244500	1962	front	71.99 ea
B245500	1963	front	59.99 ea
B246500	1964	front	59.99 ea
<b>Rear</b>			
B9196	1961	rear	51.99 ea
B245000	1962	rear	71.99 ea
B246000	1963	rear	59.99 ea
B247000	1964	rear	59.99 ea



## 1958 Front License Plate Bracket

Bracket installs at the top, center of the license panel below the front bumper. Manufactured in stamped steel to factory specifications featuring correct contours for an authentic appearance and fit. Black EDP coated for rust prevention.

A1963	1958	29.99 ea
-------	------	----------



## 1965-67 License Plate Bracket/Gas Door

Reproduction rear license plate mounting bracket for 1965-67 Impala, Bel Air, and Biscayne models. Manufactured in stamped steel to the original factory specifications. Will fit and function as original. Includes correct hinge and mounting holes for installation. Black EDP coating for rust and corrosion prevention. Replaces original GM part #3872148.

*Note: Not for use with El Camino, or station wagon models.*

3857014	1965-67	39.99 ea
---------	---------	----------



front view



back view



hinge detail

## 1968-71 License Plate Bracket/Gas Door

Reproduction rear license plate bracket for various 1968-71 Bel Air, Biscayne, Caprice, Impala models. Manufactured in stamped steel to factory specifications for an authentic appearance. The door features a spring action hinge that allows access to the gas cap. License plate screws and insert nuts available separately.

344330	1968-71	23.99 ea
--------	---------	----------



14037

14037K15

## 1958-64 License Plate Panel Clip

Correct style metal pinch clips used on 1958-64 Chevrolet full size models. Installs the rear license plate panels on 1958 and 1962-64, or the front on 1964 models. Available individually or in a 15 piece set.

14037	1958-64	individual clip	1.99 ea
14037K15	1958-64	15 piece set	16.99 set
14037K25	1958-64	25 piece set	28.99 set

New!

AMK



## 1968-71 License Plate Bracket Hardware

Reproduction rear license plate mounting hardware for 1968-71 Chevrolet full size models. This high-quality hardware set features the correct black phosphate and oil finish and "RBW" headmarks.

G4100K	1968-71	2 piece	2.99 set
--------	---------	---------	----------

New!



## License Plate Mounting Set

This license plate mounting set includes 4 plastic nuts and 4 screws. Features slotted round washer head zinc-plated screws. Fits 1/2" square hole. These are original style nuts and screws, and they'll make sure your license plate stays securely attached to your vehicle.

HK26	universal	8 piece	3.99 set
------	-----------	---------	----------

New!

DEF AUTHORIZED



K49007



K49067

## Universal License Plate Attachment Screws and Nuts

Original type replacement screw and nut sets for the license plate bracket. The nylon nuts push into the bracket and screws secure the plate to the bracket.

K49007	10 piece - 5 screws, 5 nuts	11.99 set
K49067	4 piece - 2 screws, 2 nuts	2.99 set

# Radiator Support

New!

OE<sup>®</sup> AUTHORIZED



## 1965 Header Panel



Reproduction header panel for 1965 Chevrolet Impala, Bel Air, and Biscayne models. Manufactured in stamped steel to original factory specifications featuring correct contours for an authentic appearance and fit. Black EDP coating for rust and corrosion prevention.

Note: Shipped oversize.

OE<sup>®</sup>

153862 1965..... 198.99 ea

OE<sup>®</sup> AUTHORIZED



## 1966 Header Panel



Reproduction header panel for 1966 full size models manufactured in steel as original. Includes correct dimensions for an original appearance and fit.

Note: Shipped oversize.

OE<sup>®</sup>

B1012 1966..... 139.99 ea

OE<sup>®</sup> AUTHORIZED



14081654  
side view



14081654



B1335

## 1968-90 Header Panel



Replacement header panels for 1968-90 Caprice models. Each panel will fit and install as original. These reproduction header panels feature holes for the ornament. Manufactured in correct original material.

Note: Shipped double oversize.

OE<sup>®</sup>

14081654 1986..... 142.99 ea  
B1335 1987-90..... 146.99 ea

OE<sup>®</sup> AUTHORIZED



## 1962 Grill Support Brackets



Reproduction grill support bracket set for 1962 full size models. These brackets are manufactured with correct mounting points and are painted with a rust preventive coating.

152601 1962..... 111.99 set

New!

OE<sup>®</sup> AUTHORIZED



## 1966 Grill Support and Bumper Filler



Reproduction front grill support and bumper filler set for 1966 Impala, Bel Air, Biscayne, and Caprice models. Manufactured in stamped steel to original factory specifications featuring correct contours for an authentic appearance and fit. Features correct pre-punched mounting holes in the correct locations. Black EDP coating for rust and corrosion prevention.

153867 1966..... 169.99 set

OE<sup>®</sup> AUTHORIZED



B1756A



B1709



B1755W

## 1962-66 Radiator Support



Reproduction radiator supports for 1962-66 full size models. Manufactured in OE gauge steel featuring original contours. Black EDP coated for rust prevention. 1965-66 also available in Weld-Thru™ Primer.

Note: Shipped double oversize.

OE<sup>®</sup>

B1756A 1962 EDP ..... 189.99 ea  
B1757A 1963 EDP ..... 181.99 ea  
B1709 1964 EDP ..... 181.99 ea  
B1755A 1965-66 EDP ..... 207.99 ea  
B1755W 1965-66 Weld-Thru™ ..... 224.99 ea

OE<sup>®</sup> AUTHORIZED



## 1965-68 Radiator to Core Support Spacer



Reproduction radiator mounting bracket for 1965-68 full size models. This bracket mounts between the radiator and core support. Bracket is 1-3/4" thick, 25-5/8" inside width, and 27" mounting bolt centers.

B1718 1965-68 ..... 91.99 ea

OE<sup>®</sup> AUTHORIZED



## 1962-64 Upper Radiator Support Brace



Reproduction steel upper radiator support brace. Mounts to the top of the radiator support on 1962-64 full size models. Manufactured in steel to factory specifications for an original fit and appearance.

B1741A 1962 ..... 78.99 ea  
B1741 1963 ..... 41.99 ea  
B1742B 1964 ..... 36.99 ea



W5166



W2407

## 1965-68 Radiator Support Bushing Set



Bushing set designed to replace the radiator support bushings. Includes: bushings along with correct bolts, sleeves, and washers for correct installation.

W5166 1965..... 40.99 set  
W2407 1966-68 ..... 56.99 set

New!



## 1977-96 Radiator Support Body Bushing



Reproduction upper body mount bushing for 1977-96 full size models. Bushing is manufactured in quality hard EPDM rubber compound to correct factory dimensions offering long-lasting dependability. Sold individually.

Lower #1 Position  
377801 1977-96 full size ..... 10.99 ea

Upper #1 Position  
348080 1977-79 sedan ..... 11.99 ea  
348080 1980-96 exclude wagon ..... 11.99 ea

# Hoods and Insulation



OER

152675

3817605

3855452

## 1962-66 Full Size Chevrolet Hood

Reproduction standard hoods for 1962-66 Chevrolet full size models. Manufactured from high-quality OE gauge stamped steel to factory specifications featuring the correct shape, contours, and under hood bracing. Finished in EDP coating for rust prevention.

Note: Shipped truck freight.

Part No.	Year	OER® Authorized	Price
152675	1962	OER® Authorized	489.99 ea
3817605	1963	OER®	388.99 ea
3855452	1964	OER®	399.99 ea
3852872A	1965-66	OER®	399.99 ea



TRUCK AUTHORIZED

B1368

## 1980-96 Impala and Caprice Hood

Reproduction hood for 1980-96 full size models. Hoods are coated with a rust inhibitor and are ready to prep and paint to any desired color.

Note: Shipped truck freight.

Part No.	Year	Model	Price
B1357	1980-90	Impala/Caprice	531.99 ea
B1368	1994-96	Caprice	189.99 ea
B1372	1994-96	Impala SS	189.99 ea




401014

401014B

## Adjustable Hood Prop

Constructed of high-quality aluminum and stainless steel, these adjustable hood props offer great looks as well as functionality on your ride. There are 2 versions of this hood prop, a 3 position and a 6 position. Each level of the 6 position prop increases the opening of the hood by approximately 6". Each level of the 3 level prop increases the opening of the hood by approximately 12".

Part No.	Position	Material	Price
401014	3 position	aluminum	118.99 ea
401024	6 position	aluminum	118.99 ea
401014B	3 position	black	118.99 ea
401024B	6 position	black	118.99 ea



REM

## 1965-66 Molded Hood Insulation

Molded hood insulation for 1965-66 Chevrolet full size models. Requires attachment clips for installation.

Note: Shipped truck freight.

14756	1965-66	149.99 ea
-------	---------	-----------



273070



HIR400

## 1958-72 Hood Insulation

Reproduction hood insulation for 1958-72 Chevrolet full size models. Reduce engine noise while protecting the hood from heat. Early models are glue-on style while 1965-72 models require attachment clips for installation. Made in USA.

### Steel Retainers Hood Insulation

Part No.	Year	Price
Hood Insulation		
273060	1958	43.99 ea
273070	1959-60	41.99 ea

### Steel Retainers

HIR400	1958	69.99 set
HIR401	1959-60	64.99 set

### Glue-On Hood Insulation

Part No.	Year	Price
Hood Insulation		
273080	1961	43.99 ea
273090	1962	35.99 ea
273100	1963	35.99 ea
273110	1964	39.99 ea

### Clip-On Hood Insulation

Part No.	Year	Price
Hood Insulation		
273120	1965-66	39.99 ea
273130	1967	40.99 ea
273140	1968	40.99 ea
273150	1969-70	40.99 ea
273160	1971-72	42.99 ea




HushMat

## Hoodliner Heat Barrier Insulation

HushMat products are the #1 rated sound deadening and thermal insulation material available. Install HushMat hoodliner in your vehicle for the perfect high-performance solution to stamp out noise, vibration, and heat troubles for good.

111250100	12" x 23" - 6 each	119.99 set
-----------	--------------------	------------



DM11905

DM11102

## Universal Hood Insulation


Dynatool hoodliners will protect your vehicle's paint and reduce irritating underhood noise. Made from 3/4" acoustic sound soaker foam with a reinforced, aluminumized skin that is oil and water resistant. The hoodliner has a high tack pressure sensitive adhesive for easy peel and stick application. For those who prefer black, there is also Dynaliner, which boasts the highest heat blocking properties available in a single layer synthetic foam. Dynaliner is available in 1/4" and 1/2" thick. Use the thickest one your space will allow. All hood insulation sheets measure 32" x 54".

### Hoodliner

DM11905	3/4"	84.99 ea
---------	------	----------

### Dynaliner

DM11102	1/4"	80.99 ea
DM11103	1/2"	112.99 ea



DE050129

DE050130

## Underhood Thermal Acoustic Lining

DEI underhood thermal acoustic lining. Designed specifically for underhood applications, this lining will greatly reduce the heat, noise, and vibration coming from your engine compartment. Enough material to insulate your entire hood.

DE050129	32" x 59"	black	91.99 ea
DE050130	32" x 54"	aluminum	72.99 ea



K531

RI383

## Hood Insulation Fasteners

Quality reproduction hood insulation fasteners. Keep your hood insulation where it belongs, attached to the hood. Available in OE style or less expensive service replacement style.

### Replacement - Round with 4 Holes

K531	20 piece	19.99 set
------	----------	-----------

### Replacement - Square with 4 Holes

K3031	20 piece	12.99 set
-------	----------	-----------

### Replacement - Round

R1383	20 piece	17.99 set
A1015	individual fastener	.99 ea



# Hood Accessories



## 1962-66 Hood Latch Assembly

Reproduction hood latch assemblies for 1962-66 full size models. Each hood latch assembly is reproduced to match the original.

152910	1962	64.99	ea
3819819	1963	48.99	ea
3850861	1964	47.99	ea
153861	1965-66	84.99	ea

**OER AUTHORIZED**



## 1976-96 Hood Latch Catch

Reproduction hood latch for 1976-96 full size models equipped with the release mechanism located inside the passenger compartment of the vehicle.

*Note: For models with inside hood release only.*

**OER® Authorized Reproduction**

325300	1976	47.99	ea
T70495	1977-96	14.99	ea

**Genuine GM**

G6242	1977-96	118.99	ea
-------	---------	--------	----



## 1964-88 Hood Latch Striker Catch

Reproduction hood latch striker catch for 1964-68 Chevrolet full size models. These high-quality striker catch assemblies are manufactured to factory specifications and feature a black EDP coating for rust prevention.

L08027P	1964	98.99	ea
Y08016P	1968 all	98.99	ea

**New!**



## 1960-70 Hood Pilot Bolts and Spring

Correct hood bolt which attaches to the lock plate retainer. The hood pop-up spring surrounds the bolt. 1 required.

**Pilot Bolts**

3782560	1960-64	3" bolt	6.99	ea
3857883	1965-66	4" bolt	11.99	ea
3857883	1968-70	4" bolt	11.99	ea

**Pop-Up Spring**

3857882	1965-68	3-3/4" spring	5.99	ea
---------	---------	---------------	------	----



**USA**

## 1965-70 Stainless Pilot Bolt Assembly

Add a custom touch to your hood latch with this brightly polished stainless steel pilot bolt assembly for 1965-70 models. Each assembly is manufactured to fit and function like the original unit. Made in USA.

153106	1965-66	124.99	ea
153106	1968-70	124.99	ea

**New!**

## 1973-76 Hood Pop-Up Spring

Reproduction hood pop-up spring for various 1973-76 Chevrolet full size models. Manufactured to factory specifications from spring steel.

325271	1973-76	full size	15.99	ea
--------	---------	-----------	-------	----



## 1962-66 Hood Latch Support

Reproduction hood latch supports for 1962-66 Chevrolet full size models. Made of stamped steel like original and black EDP coated, this will replace your rusted or damaged original with a perfect fit.

152909	1962	68.99	ea	
153316	1963	with lower bracket	34.99	ea
14024	1965	31.99	ea	
14025	1966	31.99	ea	



## 1991-96 Hood Latch Support

Genuine GM replacement hood latch support for 1991-96 Caprice and Impala SS.

G3934	1991-96	all	56.99	ea
-------	---------	-----	-------	----



## 1961 Hood Release Pull Handle

Reproduction hood release pull handle for 1961 Chevrolet full size models equipped with a factory grill guard. This handle features a bright chrome finish with black accents.

CX5031	1961	69.99	ea
--------	------	-------	----

**New!**



## 1971-75 Hood Release Cable

Reproduction hood latch release cable and handle assembly for 1971-75 Chevrolet full size models. This cable is manufactured to factory specifications and replicates the original in quality, design, and fitment. Includes the interior hood release handle featuring the word "HOOD".

*Note: This cable will replace a 2 piece style cable.*

9612865	1971-75	"HOOD"	69.99	ea
---------	---------	--------	-------	----



## 1991-93 Hood Latch Release Control

Genuine GM hood release control assemblies include the handle with word "hood" on the handle.

G5581	1991-93	92.99	ea
-------	---------	-------	----



## Hood Release Cable

The cables are cut-to-fit, designed with a specially extruded liner, aluminum fittings and stainless steel inner wire. The outer housing is 18" inside the vehicle and 6" under the hood. The inner wire is 9' long. Available in a black or stainless steel housing with a billet cutout handle.

*Note: Requires cable operated latches.*

HR1100	stainless steel housing	180.99	ea
HR1100B	black housing	129.99	ea

# Hood Accessories

**NEW** AUTHORIZED




## Universal Flip Style Hood Pin Set with Lanyards

This set uses the 2 piece flip over pins ideal for installations where an extra strong pin is required. Ring flips over stud and over center action eliminates possibility of pin falling out. Includes lanyards.

T4095 flip over style..... 14.99 set  
16700GK hair pin style..... 14.95 kit

**NEW** AUTHORIZED



## Universal Hood Pin Set

Universal fit hood pin sets in hair pin styles or flip over style. Sets include the components to replace the original hood pin including 2 hair pin style hood pins, 2 plates, 4 bolts, and 8 mounting screws. Lanyards not included, available separately.

### Hood Pin Sets

16700G hair pin style..... 11.99 set

16700H 3/16" flip over style..... 12.99 set


Lanyard

16700K replacement lanyard..... 5.99 ea

## Locking Hood Pin Set

This locking hood pin set can be used in place of standard hood pins to secure your hood with two barrel locks. Set includes: 2 chrome-plated lock sets, gaskets and escutcheons, 2 fully threaded lock pins with nuts, and 2 keys. For use in conjunction with stock hood latch mechanism.

S4062 ..... 23.99 set



## Custom Hood Pins

These Hotchkis custom universal hood pins add a high tech aerospace look to your vehicle. They offer lightweight durable construction, easy installation, secure hood closure, and killer good looks.

H1760 universal ..... 299.99 set



## Billet Hood Pins

Give the outside of your ride some high tech flair with these Ringbrothers billet hood pins. Machined from 6061-T6 billet aluminum, these hood pins feature a base screws into core support for easy installation and includes stainless steel locking pin for secure closure. Locking pin adjusts to the angle of the hood. Installation hardware and instructions included. Sold in pairs, available in natural or black finish.

### Pitted Hood Pins

CB40046 natural ..... 274.99 pr

CB40047 black ..... 274.99 pr

### Defiant Hood Pins

CB40049 natural ..... 274.99 pr

CB40050 black ..... 274.99 pr

**NEW** AUTHORIZED



## 1962-70 Hood Hinge

Original style or reproduction hood hinges for 1962-70 Chevrolet full size models. Springs sold separately.

### OE® Authorized - Black EDP Coated

748734 1962 LH and RH..... 99.99 pr

3825827 1963-64 LH..... 49.99 ea

3825828 1963-64 RH..... 49.99 ea

3910667 1965-67 LH..... 42.99 ea

3910668 1965-67 RH..... 42.99 ea

3926829 1968 LH..... 52.99 ea

3926830 1968 RH..... 52.99 ea

C2300 1969 LH..... 54.99 ea

C2301 1969 RH..... 54.99 ea

C2494 1970 LH..... 54.99 ea

C2493 1970 RH..... 54.99 ea

### Reproduction - OE Type - Dark Gray Phosphate

154111 1965-67 LH..... 119.99 ea

154112 1965-67 RH..... 119.99 ea

### Reproduction - Chrome-Plated

153237 1965-67 LH and RH..... 369.99 pr

**NEW!**



## 1963-67 Billet Kinetic Hood Hinges

Eddie Motorsports new Kinetic hood hinges are machined from 6061-T6 billet aluminum. The new Kinetic hinge is a custom alternative to the inferior OE stamped steel hinge. CNC-machined windows add to the distinctive look of the Kinetic hinge. Sealed bearing, nitrogen filled stainless steel struts, and stainless steel mounting hardware ensure long-lasting performance and smooth operation. Sold as a pair.

### Polished Finish

MS14742P 1963-64 polished..... 674.99 pr

MS14743P 1965-67 polished..... 674.99 pr

### Raw Machined Finish

MS14742M 1963-64 machined..... 649.99 pr

MS14743M 1965-67 machined..... 649.99 pr

### Anodized Finish

MS14742BA 1963-64 gloss black..... 698.99 pr

MS14743BA 1965-67 gloss black..... 694.99 pr

MS14742CA 1963-64 clear..... 698.99 pr

MS14743CA 1965-67 clear..... 694.99 pr

### Powder Coated Finish

MS14742MB 1963-64 matte black..... 674.99 pr

MS14743MB 1965-67 matte black..... 674.99 pr


MS14742BK 1963-64 gloss black..... 674.99 pr

MS14743BK 1965-67 gloss black..... 674.99 pr

MS14742CL 1963-64 clear..... 698.99 pr

MS14743CL 1965-67 clear..... 694.99 pr

**NEW!**



## Stainless Hood Hinge Bolts

Replacement stainless steel hood hinge bolts with fixed conical washers for Chevrolet full size models. Black oxide or plain stainless finish.

### Black Hinge Bolts - 10 Piece Sets

153343 universal 3/8" x 16 x 1"..... 35.99 set

153341 universal 3/8" x 16 x 7/8"..... 25.99 set

### Plain Stainless Steel

153344 universal 3/8" x 16 x 1"..... 33.99 set

153342 universal 3/8" x 16 x 7/8"..... 23.99 set

### Hood Hinge and Support Hardware

Sets include ten 3/8" x 16 x 1" long and four 5/16" x 1" long bolts.

### Black Oxide Coated Stainless Steel

153345 1958-76 14 piece set..... 44.99 set

### Plain Stainless Steel

153346 1958-76 14 piece set..... 41.99 set

# Hood Accessories



CB4610



CB46203



CB46201

## 1963-76 Billet Hood Hinges

Replace your original hood hinges with a set of premium quality billet hood hinges. CNC-machined from solid 6061-T6 billet aluminum, these hinges are a direct replacement piece with no modifications necessary and feature ball bearing pivot joints and gas shocks either as a solid frame hinge or the new high tech air frame. Installation hardware and instructions included. Available in natural or black anodized aluminum finishes and for steel or fiberglass hoods.

### Solid Arm Style

Natural Aluminum	
CB46101 1963-64	steel hood..... 724.99
CB46102 1963-64	fiberglass hood... 724.99
CB46301 1965-67	steel hood..... 724.99
CB46302 1965-67	fiberglass hood... 724.99
CB46501 1970	steel hood..... 799.99
CB46502 1970	fiberglass hood... 799.99
CB46701 1971-76	steel hood..... 799.99
CB46702 1971-76	fiberglass hood... 799.99

Anodized Black	
CB46103 1963-64	steel hood..... 774.99
CB46104 1963-64	fiberglass hood... 774.99
CB46303 1965-67	steel hood..... 774.99
CB46304 1965-67	fiberglass hood... 774.99
CB46503 1970	steel hood..... 849.99
CB46504 1970	fiberglass hood... 849.99
CB46703 1971-76	steel hood..... 849.99
CB46704 1971-76	fiberglass hood... 849.99

### Air Frame Style

Natural Aluminum	
CB46201 1963-64	steel hood..... 724.99
CB46202 1963-64	fiberglass hood... 724.99
CB46401 1965-67	steel hood..... 724.99
CB46402 1965-67	fiberglass hood... 724.99

Anodized Black	
CB46203 1963-64	steel hood..... 774.99
CB46204 1963-64	fiberglass hood... 774.99
CB46403 1965-67	steel hood..... 774.99
CB46404 1965-67	fiberglass hood... 774.99



BH30010A



BH30011B



BH30015C

## 1959-70 Billet Hood Hinges

Billet hood hinges are CNC-machined to perfection in the USA from high-quality 6061-T6 billet aluminum. They provide a stunning alternative to stock stamped steel hinges and springs. Enhanced by nitrogen filled gas struts and sealed bearings, these hinges give your hood outstanding stability and flawless operation that is simply not possible with 40-50 year old stock hinges. The gas struts are made of the highest quality stainless steel for years of uncompromising performance. Sold in pairs, and include the nitrogen gas struts and stainless steel mounting hardware.

Matte Black	
BH30009A 1959-60	944.99 pr
BH30010A 1961	849.99 pr
BH30011A 1962	849.99 pr
BH30012A 1963-64	674.99 pr
BH30013A 1965-67	674.99 pr
BH30040A 1968	849.99 pr
BH30015A 1970	744.99 pr

Machined	
BH30009B 1959-60	894.99 pr
BH30010B 1961	794.99 pr
BH30011B 1962	794.99 pr
BH30012B 1963-64	649.99 pr
BH30013B 1965-67	649.99 pr
BH30040B 1968	794.99 pr
BH30015B 1970	694.99 pr

Polished	
BH30009C 1959-60	944.99 pr
BH30010C 1961	849.99 pr
BH30011C 1962	849.99 pr
BH30012C 1963-64	674.99 pr
BH30013C 1965-67	674.99 pr
BH30040C 1968	849.99 pr
BH30015C 1970	744.99 pr

New!



## Chrome Hood Hinge Bolts

Hood hinge bolts in your choice of polished stainless steel or polished chrome. These hood bolts are designed for Chevrolet hood hinges. This complete set includes eight 3/8"-16 x 13/16" standard thread bolts.

AK120A universal polished chrome...	21.99 set
AK120B universal polished stainless...	38.99 set



B17102

## 1962 Hood Hinge Support

Reproduction hood hinge supports for 1962 Impala and full size Chevrolet models. The hood hinge support attaches to the firewall, to the top of the fender and to the top of inner fender well. The lower portion of the hood hinge bolts on the support.

B17102 1962 LH	69.99 ea
B17202 1962 RH	68.99 ea



153320

## 1958-61 Hood Hinge Springs

Reproduction hood springs for 1958-61 full size models. Springs are manufactured to original factory specifications. Sold in pairs.

3747007 1958	54.99 pr
153320 1959-60	49.99 pr
153321 1961	49.99 pr



3907626

## 1962-76 Hood Hinge Spring

OER's hood hinge springs for 1962-76 full size models. Manufactured from high-quality OE gauge spring steel to factory specifications. 2 required.

3819353 1962	13.99 ea
3848272 1963-66	14.99 ea
3907626 1967	14.99 ea
3864680 1968	22.99 ea
3907626 1969	14.99 ea
3848272 1970	14.99 ea
409025 1971-76	12.99 ea



153101

USA

## 1963-76 Stainless Hood Hinge Springs

Add a custom touch to your hood hinges with these brightly polished stainless steel hinge springs for 1963-76 models. Each spring is manufactured to fit and function like the original unit, while giving your under hood area the finishing touch. Manufactured to operate original or reproduction steel hoods only.

153103 1963-66	144.99 pr
153099 1967	141.99 pr
153102 1968	144.99 pr
153099 1969	141.99 pr
153103 1970	144.99 pr
153101 1971-76	149.99 pr



## 1958-72 Hood Hinge Bolt Set

Correct replacement hood hinge bolts for 1965-72 Chevrolet full size models. Replacement style for 1958-64 models. 9/16" Hex with flat tip with 1" free spinning conical washer. Phosphate coated.

3/8"-16 x 13/16"	
B4244 1958-72 8 piece	11.99 set

# Hood Accessories



OE#

## 1958-71 Underhood Lamp Assembly ⚠

We offer a replacement underhood lamp assembly for 1958-71 Chevrolet full size models. Manufactured to factory specifications including correct color wiring and terminal end. Replace your original lamp or install a new lamp for nighttime use.

748863 all models..... 49.99 ea



TL20014

TL20016



TL20017



TL20022

## Track Spec Hood Louvers ⚠

Track Spec lightweight aluminum performance hood louvers. Increases performance and durability by reducing engine compartment temperatures. Each vent is designed to maintain the structural rigidity and fit the contours of the specific vehicle. Satin black powder coated for durability and a clean appearance. Includes detailed instructions and all hardware required for a factory quality installation.

Note: \*Requires cutting.

**Angled**  
TL20013 4" x 12"..... 179.99 pr  
TL20014 5-1/2" x 12"..... 189.99 pr

**Rectangular**  
TL20015 4" x 12"..... 179.99 pr  
TL20016 5-1/2" x 12"..... 189.99 pr

**Center Vent**  
TL20017 14-3/4" x 26"..... 219.99 ea  
TL20018 13-1/2" x 19-3/4"..... 199.99 ea  
TL20021\* 17-3/4" x 19-1/4" x 12"..... 219.99 ea  
TL20022\* 17-3/4" x 19-1/4" x 12"..... 259.99 ea



OE#

## 1967 Hood Louver Drains ⚠

Reproduction hood louver drain tubes for 1967 Super Sport models with a 427 engine and a Super Sport hood. These drain the water from the hood louver inserts.

3903974 1967..... 9.99 pr



A9706880

## Polished Finned Hood Scoop ⚠

Do you really want an ordinary stamped metal or fiberglass hood scoop? This unique and eye-catching finned hood scoop is cast in the USA from A-356 aluminum alloy and polished to show quality finish.

For those that may want to paint the hood scoop, a unpolished (sand blasted) finish is also available. Includes a full scale drilling template to tape to your hood for precise installation. Measures: 14-3/4" x 11" x 3-3/8". Opening measures 2-3/4" high.

Note: Hardware not included. Requires eight 1/4"-20.

A9706880 polished..... 278.99 ea


A9706881 unpolished..... 218.99 ea

New!

Willpatx



16025U - installed



## Universal ABS Hood Scoop ⚠

Universal ABS hood scoop to dress-up your vehicle and give it a high-performance look. Thermofomed from a durable black "ABS" material and installs with no drilling required by using pre-applied 3M automotive grade adhesive tape included with each scoop. Must be painted before application to vehicle. Grill piece is included to complete a high-performance look on any vehicle.

16025U 29" x 24" x 2"..... 107.99 ea

New!



## Autocross Hood Ducts ⚠

Functional NACA style air ducts feature an open mesh insert panel. Some cutting is required. Attractive matte black finish may be painted if desired. Measures: 12-1/2" long x 8" wide. Requires modifications to fit.

97L148 matte black..... 80.99 pr



HA1103



HA1107



HA1111



HA1124



HA4103

## Universal Fiberglass Cowl Hood Scoop ⚠

These hood scoops are designed to provide extra clearance underhood and a lightweight advantage while providing a look that will make people think twice about what might be under it. Available in a flanged style that can be bonded or riveted on, and also a limited selection of bolt-on styles. All the flange type hood scoops must be cut-to-fit.

Note: \*Shipped oversize. \*\*Shipped double oversize.

\*\*\*Shipped truck freight. **OS1 OS2 TRUCK**

### Flange Type

With Ridge Top	
HA1103*	43" x 28" x 2-1/2"..... 296.99 ea
HA1107*	43" x 28" x 4"..... 296.99 ea
HA1111*	53" x 28" x 2"..... 296.99 ea
HA1112*	54" x 28" x 3-1/2"..... 296.99 ea
HA1114*	53-1/2" x 31" x 4"..... 296.99 ea
HA1116*	49" x 28" x 6"..... 296.99 ea
HA1117*	53-1/2" x 27" x 7-1/2"..... 296.99 ea
With Smooth Top	
HA1124***	53-1/2" x 28" x 4"..... 296.99 ea
HA1126**	57" x 28" x 6"..... 296.99 ea
HA1128*	54" x 28" x 8"..... 296.99 ea

### Bolt-On Type

With Ridge Top	
HA4103**	43" x 29-1/2" x 2-1/2"..... 311.99 ea
HA4104*	43" x 29-1/2" x 4"..... 311.99 ea

# Exterior Hardware

Customize your hood and trunk lid with these all new hood and trunk lid mirrors!



## Custom Underhood/Trunk Mirrors

Beautiful your engine and trunk compartments with these awesome mirror sets. These mirrors are made of 1/8" thick lightweight and heat resistant plastic that are professionally designed to fit perfectly to your factory hood and trunk lid. All mirror sets are custom cut and include silicone, caulking gun, masking tape, and instructions for installation.

### 1958-96 Hood & Trunk Lid Mirror Sets


Order mirrors for both hood and trunk lid and save!

M1537	1958	hdtp/convertible	444.99 set
M1538	1959	convertible	444.99 set
M1539	1960	hardtop	444.99 set
M1540	1960	convertible	444.99 set
M1541	1960	hardtop	444.99 set
M1542	1961	hdtp/convertible	444.99 set
M1543	1962	hdtp/convertible	444.99 set
M1544	1963	hdtp/convertible	444.99 set
M1545	1964	hdtp/convertible	444.99 set
M1546	1965	convertible	444.99 set
M1547	1965	hardtop	444.99 set
M1548	1966	convertible	439.99 set
M1549	1966	hardtop	444.99 set
M1550	1967	convertible	444.99 set
M1551	1967	Impala	444.99 set
M1569	1967	Impala Custom	444.99 set
M1569	1967	Caprice	444.99 set
M1552	1968	convertible	444.99 set
M1553	1968	Impala	444.99 set
M1570	1968	Impala Custom	444.99 set
M1570	1968	Caprice	444.99 set
M1554	1969	convertible	444.99 set
M1555	1969	Impala	444.99 set
M1571	1969	Impala Custom	444.99 set
M1571	1969	Caprice	444.99 set
M1556	1970	convertible	444.99 set
M1557	1970	hardtop	444.99 set
M1558	1971	hdtp/convertible	444.99 set
M1573	1980-90	Caprice	450.99 set
M1559	1994-96	sedan	444.99 set

### 1958-96 Hood Mirrors

M1500	1958	321.99 set
M1501	1959	321.99 set
M1502	1960	321.99 set
M1503	1961	321.99 set
M1504	1962	321.99 set
M1505	1963	321.99 set
M1506	1964	321.99 set
M1507	1965-66	321.99 set
M1508	1967	321.99 set
M1509	1968	321.99 set
M1510	1969	321.99 set
M1511	1970	321.99 set
M1512	1971	321.99 set
M1513	1994-96	321.99 set

### OE Style - Black Phosphate and Silver Zinc Coated




B637300

### 1958-70 Front End Fastener Set

Complete front end fastener set that includes correct black oxide punch point bolts, cage nuts, fender washers, radiator bolts, hood bolts, and grill bolts to put the front sheet metal back together.

B637300	1958	84.99 set
153088	1959	94.99 set
B637350	1960	84.99 set
FE216	1961-64	43.99 set
B8130	1965-70	41.99 set

### Stainless Steel and Coated in Black Oxide




153160

### 1961-70 Front End Sheet Metal Bolt Set

Front end sheet metal bolt sets for 1961-70 full size models. Designed as a direct replacement for the entire front end sheet metal, these bolt sets are manufactured out of stainless steel and coated in black oxide. For all the benefits of stainless steel while maintaining an original appearance.

153160	1961-64	151.99 set
153161	1965-70	147.99 set

### OE Style - Black Phosphate and Silver Zinc Coated



SK405

### 1961-70 Underhood and Trunk Hardware and Fastener Set

A complete restoration of the hood and trunk areas of your vehicle are made much easier by having the right mounting hardware. Each set includes all the necessary nuts, bolts, screws and washers for a complete replacement. Each set contains the right amount of nuts and bolts allowing an easy and precise replacement of all hardware.

SK403	1961-62	131 piece	94.99 set
SK404	1963	190 piece	136.99 set
SK405	1964	226 piece	127.99 set
SK406	1965-66	286 piece	181.99 set
SK409	1967	126 piece	139.99 set
SK407	1969	248 piece	165.99 set
SK408	1970	227 piece	146.99 set




68253

### 1961-66 Stainless Steel Fastener Set

Sets for 1961-66 Chevrolet full size models contain the fasteners you need to assemble your bumpers, door hinges, door jamba, filter panel/stone guard, firewall, front and inner fenders, headlights/turn signals, hood hinges, hood latches, radiator/core support, battery box, trunk hinges, trunk latch, trunk catch, taillights, gas tank, and more!

68230	1961-62	640.99 set
68253	1963-64	660.99 set
68302	1965-66	550.99 set



SK1500



SK1510



SK803

### 1958-72 Exterior Screw Set

Each exterior screw set contains most of the necessary screws, nuts, and fasteners for the grill, headlamp bezels, outer door mirrors, park lamp bezels and lenses, tail lamp bezels, windshield moldings, and more! Bolts and other mounting hardware sold separately.

Note: \*Models with wheel well moldings.

SK113	1958	37 piece	13.99 set
SK539	1959	38 piece	16.99 set
SK1465	1960	58 piece	19.99 set
SK1470	1961	34 piece	12.99 set
SK1475	1962	40 piece	14.99 set
SK1480	1963	34 piece	14.99 set
SK1485	1964	32 piece	11.99 set
SK1490	1965	18 piece	11.99 set
SK1490*	1965	48 piece	18.99 set
SK1495	1966	25 piece	9.99 set
SK1495*	1966	55 piece	24.99 set
SK1500	1967	36 piece	14.99 set
SK1505	1968	61 piece	24.99 set
SK1510	1969	70 piece	21.99 set
SK803	1970	81 piece	32.99 set
SK1997	1972	29 piece	12.99 set
SK1997*	1972	61 piece	25.99 set

# Front Fender Components

**EDP AUTHORIZED**



B1395A



153569



B1366

## 1962-96 Front Fender

Replace damaged or missing original fenders on 1962-96 full size models with these excellent reproductions. Each reproduction is precision manufactured to install and fit just like the original. Front fenders are EDP coated for rust prevention and replace the originals exactly.

*Note: \*Without antenna hole. Shipped track freight.*

B1321	1962	LH	44.99 ea
B1322	1962	RH	44.99 ea
B1394A	1963	LH	324.99 ea
B1395A	1963	RH	391.99 ea
B1396	1964	LH	369.99 ea
B1397	1964	RH	369.99 ea
153568	1965	LH	730.99 ea
153569	1965	RH	730.99 ea
B1788A	1966	LH	899.99 ea
B1788A	1966	RH	899.99 ea
B1365	1980-90	LH	137.99 ea
B1364	1980-90	RH	136.99 ea
B1367	1991-96	LH	69.99 ea
B1366*	1991-96	RH	69.99 ea



B11061



B11062

## 1964 Front Fender Patch Panel

A good alternative to replacing the entire front fender when rust is a problem on the rear fender area. These 19-1/2" x 12-1/2" die-stamped patch panels will replace the area behind the wheel well opening that is often rusted out. These panels are stamped in the USA and are supplied in bare steel oiled finish.

B11061	1964	LH	19" high	108.99 ea
B11062	1964	RH	19" high	108.99 ea

**EDP AUTHORIZED**



B17119



B1701



B17022

## 1962-66 Inner Front Fender Well

Reproduction inner fender wells for 1962-66 full size Chevrolet models. Manufactured to factory specifications and EDP coated for rust prevention.

*Note: Ships double oversize.*

B17119	1962	LH	193.99 ea
B17129	1962	RH	193.99 ea
B1701	1963	LH	209.99 ea
B1702	1963	RH	288.99 ea
B1708	1964	LH	149.99 ea
B1707	1964	RH	149.99 ea
B17023	1965	LH	199.99 ea
B17022	1965	RH	199.99 ea
B17025	1966	LH	199.99 ea
B17024	1966	RH	199.99 ea



GM

## 1976 Rear Wheel Opening Cover Fastener

Correct fastener designed for 1976 rear wheel opening cover. 2 required.

G1619	1976	except wagon	2.99 ea
-------	------	--------------	---------

**New!**

**EDP AUTHORIZED**



B13074K

14111

## Cupped Fender Washer

Reproduction cupped style washer for Chevrolet full size models. Manufactured in quality stamped steel to original factory dimensions and treated for rust prevention. Replaces your rusted, incorrect, or missing cupped style fender washer. Measures 2-1/4" in diameter. Sold individually, set of 4, or set of 20.

F14110	individual	1.29 ea
B13074K	4 piece	7.99 set
F14111	20 piece	18.99 set

**New!**




## 1959 Inner Fender Core Support Brackets

Reproduction front fender to radiator core support reinforcement brackets for all 1959 Chevrolet full size models. Manufactured from stamped steel. These brackets are slightly thicker than original in order to provide better strength. LH and RH.

L19146	1959	LH and RH	33.99 pr
--------	------	-----------	----------

**New!**



## 1961-70 Fender & Wheelhouse Bolt Set

These high-quality bolt sets include the bolts, J-nuts and cup washers used in assembling the front fenders and wheelhouse panels. Replaces rusted, incorrect, or missing hardware.

K19131	1961-64	64 piece	28.99 set
K19132	1965-70	60 piece	27.99 set

**New!**



1N8961Z

## 1967-70 Fiberoptic Vigilite Bezel Gasket

Vigilite fender bezel gasket for 1967-70 Chevrolet full size models. This is the gasket that mounts under the chrome bezel.

1N8961Z	1967-70	LH or RH	11.99 ea
C172391	1967-70	LH or RH - chrome	33.99 ea

**EDP AUTHORIZED**



## 1963-64 Fender to Valance Bracket

Reproduction front fender to valance bracket designed to secure the fender to the valance. Each bracket is black and designed to replace the bent or missing original. Fits LH or RH sides. 2 required.

3841760	1963-64		11.99 ea
---------	---------	--	----------



## Fender to Cowl Bolt Set

Replacement fender to cowl panel bolts for various GM vehicles. 9/16" Hex with flat tip with oversized free spinning conical washer. Black phosphate coated.

B11964	3/8" - 16 x 1-3/8"	4 piece	7.99 set
--------	--------------------	---------	----------

# Fender Skirt Components



## 1976-81 Inner Fender Well Clip

Replacement nylon attachment clip for the fender on 1976-81 models. Use as required. Measures: head diameter 1/2", stem diameter 9/32", stem length 3/4".

A1016 1976-81 nylon ..... 1.29 ea



## Front Inner Fender Well Bolts

Replacement fender skirt bolts for various GM vehicles. 1/2" Hex with pointed tip with 1-1/2" oversized free spinning conical washer. Black phosphate coated.

B11600 5/16" x 7/8" 2 piece..... 3.99 pr



14051



14052



14052



14052



14052

## 1967-68 Fender Skirts with Moldings

Reproduction rear fender skirts for 1967-68 full size Chevrolet Impala models only. These high-quality steel reproductions feature the chrome moldings. They will fit perfectly and bring that vintage, showroom look back to your vehicle. Includes seals, mounting brackets, and hardware. Sold in pairs.

Note: Shipped double oversize.

14051 1967 with moldings..... 429.99 pr  
14052 1968 with moldings..... 397.99 pr

CLASSIFIED AUTHORIZED



## Universal Fender Skirt Mounting Bolt

OER® Authorized reproduction Hex head bolt for various GM models. This bolt is used for the installation of a number of parts on the front end.

X600750 universal 5/16"-18 x 3/4" ... 99 ea



BC1055



BC1067

## 1958-68 Rear Fender Skirts

Reproduction rear fender skirts for full size models. Each pair of skirts include mounting clips and sealing strips. Replacement clips and strips also available separately. Will not fit station wagons.

Note: Shipped double oversize.

BC1060	1958	192.99 pr
BC1061	1959	192.99 pr
BC1062	1960	192.99 pr
BC1050	1961	192.99 pr
BC1052	1962	192.99 pr
BC1053	1963	192.99 pr
BC1054	1964	192.99 pr
BC1055	1965-66	224.99 pr
BC1067	1967-68	293.99 pr



FC001



FC002



FC003

## 1969-76 Fiberglass Fender Skirts

Rear fender skirts for 1969-76 full size Chevrolet models except station wagon. These fender skirts are made from fiberglass and will fit perfectly and bring a vintage, classy look to your vehicle. Complete with seals and all necessary mounting brackets and hardware. Sold in pairs.

Note: Shipped oversize.

Fender Skirts		
FC001	1969-70	249.99 pr
FC002	1971-76	269.99 pr

Mounting Hardware		
FC003	1969-76	9.99 set



BC1008



BC1009



BC1002



BC1005



## 1958-66 Rear Fender Skirt Scuff Plates

Reproduction rear scuff guards for 1958-66 models. Each fender skirt scuff plate is manufactured to factory specifications from polished stainless steel for an original fit and authentic appearance.

BC1008	1958	LH and RH	29.99 pr
BC1009	1959	LH and RH	29.99 pr
BC1010	1960	LH and RH	29.99 pr
BC1011	1961	LH and RH	29.99 pr
BC1002	1962	LH and RH	28.99 pr
BC1003	1963	LH and RH	28.99 pr
BC1004	1964	LH and RH	28.99 pr
BC1005	1965	LH and RH	33.99 pr
BC1005	1966	LH and RH	33.99 pr



## 1958-76 Rear Fender Skirt Rubber Seal

Reproduction rear fender skirt rubber seal. One strip will seal 2 fender skirts. 120" length.

BC1028 1958-76 1 required..... 11.99 ea



## 1958-68 Rear Fender Skirt Clip Set

Reproduction rear fender skirt clips designed to attach the fender skirt. 4 piece set.

BC1027 1958-66 clips..... 9.99 set

# Cowl Panels and Wiper Parts

**AES AUTHORIZED**



## 1961-62 Cowl Vent Panel

Reproduction cowl vent panel for 1961-62 Chevrolet Impala, Bel Air, Biscayne, and full size models. Each cowl vent panel is manufactured in stamped steel to original factory specifications featuring correct contours for an authentic appearance and fit. Features correct mounting locations for installation. Black EDP coating for rust and corrosion prevention.

*Note: Shipped double oversize.*  
1533748 1961-62 ..... 339.99 ea

**AES AUTHORIZED**



## 1961-64 Upper Cowl Panel

Correct reproduction of the original upper cowl panel designed for use with 1961-64 Chevrolet Impala, Bel Air, and Biscayne models. Each upper cowl panel is manufactured in stamped steel to original factory specifications featuring correct contours for an authentic appearance and fit. Features correct mounting points and pre-punched holes same as original. Comes black EDP coating for rust and corrosion prevention.

*Note: Shipped double oversize.*  
153332 1961-64 ..... 209.99 ea

**AES AUTHORIZED**



## 1965-67 Lower Cowl Panel

Reproduction lower cowl panel for 1965-67 Impala, Bel Air, Biscayne, and Caprice models. Each panel is manufactured in stamped steel to original factory specifications featuring correct contours for an authentic appearance and fit. Replace your rusted lower cowl panel with this quality reproduction. Features correct openings including the windshield wiper hole. Black EDP coating for rust and corrosion prevention.

*Note: Shipped double oversize.*  
152617 1965-67 ..... 361.99 ea

**AES AUTHORIZED**



## 1962-64 Outer Cowl Panel

Reproduction of the outer cowl panel for 1962-64 full size Chevrolet. Each reproduction panel is manufactured in steel to exact specifications allowing proper installation and fit. All panels are finished in a rust preventative coating.

M1785A 1962-64 LH EDP ..... 49.99 ea  
M1784A 1962-64 RH EDP ..... 49.99 ea  
M1785W 1962-64 LH Weld-Thru™ ..... 59.99 ea  
M1784W 1962-64 RH Weld-Thru™ ..... 59.99 ea



## 1961-64 Cowl Plugs

Reproduction plastic plugs used to cover the access holes on the upper cowl on 1961-64 full size models. Set of 4.

153319 1961-64 ..... 17.99 set

**New!**



## 1958-77 Cowl Tag/Data Rivets

Reproduction aluminum cowl tag rivets for 1958-77 Chevrolet full size models. Features the original style rivet with the correct finish. .34" diameter.

B13182 1958-77 1/4" ..... 7.99 pr



## Universal Windshield Wiper Bullets

Eliminating windshield wiper arms on your classic vehicle? Cap off the wiper transmission with these chrome 1/2" or 5/8" shaft wiper bullets for that "finished look".

C4041 universal 1/2" ..... 15.99 pr  
C4041L universal 5/8" ..... 21.99 pr



## Intermittent Wiper Module

This intermittent wiper module adds three settings to the factory slow and fast speeds. Uses existing switch and motor for a stock look. Installs behind the dash between the switch and harness. Fits most applications with 2-speed and non-hiding wipers.

RE13009 ..... 72.99 ea



## 1970-75 Spray Connector Tee

Replacement T-connector for use wherever a 3/16" tie connector is needed.

A12918 1970-75 ..... 99 ea

**New!**



## 1958 Windshield Wiper Arm

Service replacement windshield wiper arm for Chevrolet full size models. Features polished stainless steel construction and a die-cast chrome-plated base with the correct 1/2" small knurl design. The blade end of the arm is produced with the 3/16" narrow style bayonet for a snap-in installation of the blade (sold separately). Arm measures approximately 13-1/2" from the bayonet end to the center of the wiper shaft. Sold individually. Wiper blade available separately.

CX1387 1958 LH ..... 16.99 ea  
CX1386 1958 RH ..... 16.99 ea



## 1959-60 Wiper Arm


Reproduction windshield wiper arms for 1959-60 full size models. Replace your missing or damaged wiper arms with these quality reproductions.

**2 and 4 Door Hardtop**  
CX5032 1959-60 LH ..... 19.99 ea  
CX5033 1959-60 RH ..... 19.99 ea

**2 and 4 Door Sedan/Wagon and El Camino**  
CX5034 1959-60 LH ..... 19.99 ea  
CX5035 1959-60 RH ..... 19.99 ea



G5674 - detail



G5674

## 1961-67 Windshield Wiper Arms

OER® windshield wiper arms for 1961-67 Chevrolet full size models. Manufactured to factory specifications. Available in polished stainless steel or silver finish as original.

**14" from Center of Mounting Post to Tip**  
G5674 1961-64 polished ..... 59.99 pr

**14-1/4" LH, 14-1/2" RH Center of Post to Tip**  
K119 1963-64 polished ..... 49.99 pr

**15-7/8" from Center of Mounting Post to Tip**  
K118 1965-67 polished ..... 49.99 pr

**AES AUTHORIZED**



20004890

20004890 - back detail

## 1977-90 Windshield Wiper Arm

OER® windshield wiper arms for 1977-90 full size models. Manufactured to factory specifications. Available in a silver finish as original.

20004890 1977-90 LH ..... 24.99 ea  
20004899 1977-90 RH ..... 24.99 ea



# Windshield Wiper Parts



Trico style connector

Anco style connector



## 1959-72 15" Wiper Blades and Refills

OE® windshield wiper blade assemblies for 1959-72 full size models. Manufactured to factory specifications in both Trico and Anco 15" style configurations. Each wiper blade features a polished stainless steel rack assembly with a rubber wiper blade.

<b>15" Wiper Blades</b>		
3899508	1959-67	Trico..... 19.99 ea
G5675	1959-67	Anco..... 44.99 pr
288962	1959-67	Anco - push button 49.99 pr
G5679	1959-72	Trico..... 35.99 pr


<b>15" Wiper Blade Refills</b>		
3819074	1959-67	Trico..... 9.99 ea
17528B	1959-67	Anco..... 16.99 pr
2771967	1959-67	Anco - push button 11.99 pr
G5679R	1959-72	Trico..... 15.99 pr



## Windshield Wiper Arm Remover Tool

Make replacing or removing the windshield wiper arm easy with the windshield wiper arm removal tool. Will allow you to remove the wiper arm safely without possible damage.

Y65750	1958-96	..... 5.99 ea
--------	---------	---------------



K164 - detail

3980353 - detail




## 1959-70 Aero Style Wiper Blades and Refills

OE® reproduction of the "Aero" style wiper blades and refills for better wiping performance and classic styling. Available in 15" or 16" lengths. Sold in pairs.

<b>Wiper Blade Assemblies</b>			
K164	1959-67	15".....	84.99 pr
3980353	1968-70	16".....	79.99 pr

<b>Wiper Blade Refills</b>			
K164R	1959-67	15".....	19.99 pr
3980353R	1968-70	16".....	20.99 pr



## 1961-64 15" Wiper Arm & Blade Kit

OE® windshield wiper arm and blade kit for 1961-64 full size models. Available in polished stainless steel.

R865	1961-64	Trico - 15".....	89.99 set
R866	1961-64	Anco - 15".....	89.99 set



## 1968-70 16" Wiper Blades and Refills

Reproduction Trico Style wiper blade refill for various models that require a 16" Trico style rainbow type wiper blade. Each wiper blade assembly will replace the original and offer years of service. Each blade assembly comes complete with a steel blade and wiper refill. For refills, refer to part #17528D.

881358	1968-70	blade set.....	29.99 pr
17529B	1968-70	individual blade	15.99 ea
17528D	1968-70	refill only.....	16.99 pr



Classic Series - Bayonet - 3899508

Standard Silicone - 153228

Premium Force - 153229


## Replacement Wiper Blade

Our Classic Series is designed in polished stainless steel finish for a retro look. The Standard Series is a basic black metal blade. Finally our Premium Force Series is a modern style Aero blade for maximum contact at high speeds that uses wind force on wiper.

<b>Classic Series (Refillable Except Where Noted)</b>			
3899508	15" bayonet Trico	.....	19.99 ea
G5675	15" bayonet Anco	.....	44.99 pr

<b>Standard Silicone (Uses 45 Series Narrow Refill)</b>			
153225	16" bayonet, side lock, or hook	.....	4.99 ea
153226	18" bayonet, side lock, or hook	.....	5.99 ea
153227	20" bayonet, side lock, or hook	.....	4.99 ea
153228	22" bayonet, side lock, or hook	.....	6.99 ea

<b>Premium Force (Modern Aero Blade Non-Refillable)</b>			
153230	16" bayonet, side lock, or hook	.....	13.99 ea
153231	18" bayonet, side lock, or hook	.....	13.99 ea
153233	22" bayonet, side lock, or hook	.....	16.99 ea



side lock connector

end detail

## 1970 16" Side Lock Wiper Blades

OE® reproduction 16" "ANCO style" full frame, medium profile windshield wiper blade assemblies for 1970 Impala models. These wiper blades are manufactured from stamped stainless steel with a quality molded rubber insert. Features 3/16" side lock connector.

ME7601	1970	LH and RH - 16".....	49.99 pr
ME7602	1970	blade refill - 16".....	11.99 ea



9673995

side lock connector

9673995B

end detail



9673995


9673995B

## 1970 16" Side Lock Wiper Blades

OE® reproduction 16" windshield wiper blade in black for various models. Each blade is manufactured in stainless steel. Fits the side lock style connector. Sold individually.

9673995	1970	16"	stainless ...	21.99 ea
9673995B	1970	16"	black.....	21.99 ea

# Windshield Washer Parts



## 1958-69 2-Speed Wiper Motor

Finally a true bolt-in replacement for your 1958-69 Chevrolet full size models. The Clean Wiper Drive is a high tech motor replacement for the OE electric motor. Using an extremely heavy-duty factory tested 2-speed motor that is smaller than the original, giving you more room for that big block or aftermarket ignition system. The kit mounts in the factory mounting position, hooks up to the original linkage and transmissions, and includes all the mounting hardware and 2-speed switch.

**Note:** \*Requires stock vacuum style linkage arms and wiper transmissions.

NES800CP*	1958	279.99 ea
NES900CP	1959	279.99 ea
NE6000CP	1960	279.99 ea
NE6162CP	1961-62	279.99 ea
NE6364CP	1963-64	279.99 ea
NE6568CP	1967-68	279.99 ea
NE6569CP	1965-69	279.99 ea



## 1968-96 Windshield Wiper Motor

Each wiper motor is built using the industry's most advanced engineering and manufacturing technology. Our remanufactured wiper motors are the high-quality, low cost alternative to brand name motors. Wiper motors do not include washer pump unless noted. Includes 1-year manufacturer's limited warranty.

**Note:** \*With washer pump.

### Front Windshield Wiper Motor

<b>Without Intermittent Wipers</b>			
A40148	1968-71	all.....	129.99 ea
A40162	1973	connect RH side	129.99 ea
A40162	1974	Bel Air	129.99 ea
A40162	1975-90	all.....	129.99 ea

<b>With Intermittent Wipers</b>			
A40168	1975-90	all.....	129.99 ea
A40178	1991-96	Impala/Caprice	79.99 ea

<b>Rear Window Wiper Motor</b>			
A40118	1991-95	wagon.....	97.99 ea
A401041	1996	wagon.....	137.99 ea

## 1959-77 Wiper Motor Gasket

Wiper motor to shroud gasket is necessary to seal the wiper motor helping to eliminate unnecessary elements from reaching the sensitive components in the motor. Measures: 2-11/16" x 5/16".

G11288	1959-77	all GM	17.99 ea
20489125	1959-77	all repro	3.99 ea

## 1980-90 Wiper Motor Relay

Reproduction of the original wiper motor relay designed to replace non-functional originals.

19860	1980-90	9.99 ea
-------	---------	---------



## 1967-79 Wiper Motor Ground Strap

Reproduction wiper motor ground strap for 1967-79 Chevrolet full size models equipped with or without hidden wipers. Manufactured to factory specifications for proper fitment and appearance.

### Without Hidden Wipers

153795	1967-79	full size.....	3.99 ea
--------	---------	----------------	---------

### With Hidden Wipers

153796	1970	Impala	3.99 ea
--------	------	--------	---------



## 1980-82 Wiper Motor Grommet Set


Reproduction grommets used to mount the wiper motor to the firewall on all 1959-62 full size models. This reproduction includes the original type steel sleeve built directly into the grommet. Each set includes 4 grommets and 4 screws. For use on 1959-62 models with 2-speed wiper motor.

B396520	1959-62	31.99 set
---------	---------	-----------

## 1974-74 Wiper Motor Grommet Set

Reproduction wiper motor grommets for 1962-74 Chevrolet full size models. Each grommet is a replication of the original manufactured with hard rubber and an original type steel sleeve built directly into the grommet. The grommets are used to mount the windshield wiper motor to the firewall. Each set includes 3 grommets and 3 Hex head factory style bolts with star shaped lock washers.

3824124	1962-74	Hex head bolts.....	12.99 set
---------	---------	---------------------	-----------



## 1975-81 Wiper Motor Grommet Set

Reproduction grommets used to mount the wiper motor to the firewall on 1975-81 full size models. This 1-speed wiper motor reproduction includes the original type steel sleeve built directly into the grommet. Sold as a set of 3.

4910180	1975-81	Phillips screws.....	10.99 set
---------	---------	----------------------	-----------



## 1965-96 Windshield Washer Pump

Replace your broken missing windshield washer pump with one of these fine replacements. These quality replacement pumps are an inexpensive alternative to the original Delco Delco washer pumps.

**Note:** \*With 1-speed washer.

<b>All</b>			
72122	1968-69	full size.....	81.99 ea
72122	1973-74	full size.....	81.99 ea
72606	1990	Caprice.....	96.99 ea
72515	1991-92	Caprice.....	17.99 ea
72435	1993-96	full size.....	16.99 ea

### With Hidden Wipers

4918180	1970-73	full size.....	44.99 ea
---------	---------	----------------	----------

### Without Hidden Wipers

72332*	1965	full size.....	59.99 ea
72332*	1970-72	full size.....	59.99 ea

### With Pulse Wiper

72606	1975-89	full size.....	96.99 ea
-------	---------	----------------	----------

### Without Pulse Wiper

72122	1975-89	full size.....	81.99 ea
-------	---------	----------------	----------



## 1973-89 Windshield Washer Pump

Reproduction washer pump for 1973-89 Chevrolet full size models. Pump is engineered to match OE washer pump in functionality, fitment, and cosmetic appearance. Features a 2 blade electrical connector with 3 straight washer nozzles. Features an injection molded plastic cover and a white washer pump head like the OE pumps. For 1973 2nd design (late production) models that require the slotted hole for the wire harness to go through.

4960771	1973-89	w/o wiper delay.....	49.99 ea
---------	---------	----------------------	----------



## 1975-90 Windshield Washer Pump

This quality service replacement pump is an inexpensive alternative to the original Delco and reproduction washer pumps. Pump is a modern style round pump with two nozzles. Includes an assortment of tees, short pieces of hose, and a filter.

11515	1975-90	wiper delay.....	31.99 ea
-------	---------	------------------	----------

BODY COMPONENTS

# Windshield Washer Parts



ACDelco

## 1991-96 Windshield Washer Pump

Replace your broken or worn out windshield washer pump with this Genuine GM replacement. Each washer pump will replace the original exactly. Designed for 1991-96 full size Chevrolet models.

G7032 1991-96 all ..... 63.99 ea

New!

OER



## 1968-73 Windshield Washer Pump Cover

Reproduction windshield washer pump plastic cover for 1968-73 Chevrolet full size models. This is a new wiper pump cover for models with recessed wipers. This pump cover features correct OE #49181870 molded into part. Replaces the cover on OE washer pump part #4918180. For first design washer pump with external switch and terminal board.

4918070 1968-73F ..... 12.99 ea

New!

OER



## 1973-89 Windshield Washer Pump Cover

Reproduction windshield washer pump plastic cover for 1973-89 Chevrolet full size models. This is a new wiper pump cover for most models with recessed wipers and wiper motor with external terminal board. This pump cover features correct configuration and indentations molded into part. Replaces the cover on OE washer pump part #4960771. For second design washer pump with integrated switch and terminal board.

4960775 1973-89 ..... 12.99 ea



## 1963-88 Washer Pump Repair Set

This washer pump repair set will replace the top of the pump which includes the hose connections, the pump gaskets and mounting screws. The set is designed to stop leaks which may occur over time and repair non-functional washer pumps.

4914357 1963-88 ..... 6.99 set

New!

OER AUTHORIZED



## 1964-87 Wiper Transmission Screws

Reproduction wiper transmission mounting screws. These are the correct screws that are used to mount the wiper transmission and feature the correct head style with washers included.

153021 1964-87 4 piece ..... 6.99 set

New!



## 1959-64 Wiper Transmission Bushing Kit

Reproduction windshield wiper transmission arm bushing rebuild kit for 1959-64 Chevrolet full size models. This kit is for replacing the ball joint bushings on the wiper transmission arms. This is only for the ball joint section of the wiper transmissions. One kit does both transmissions.

*Note: 1959-62 models take two plates and two nylon bushings while 1963-64 models only have one. On some occasions, you may need to use a small drill bit to clear/widen the hole to insert the new rivets.*

L08099 1959-64 8 piece ..... 54.99 kit



C1103



C1105

## 1958-64 Windshield Washer Hose Set

Nobody likes a dirty windshield. This reproduction washer hose set may be just what you need to get your windshield washers operational again.

C1101	1958	12.99 set
C1102	1959-60	10.99 set
C1103	1961	10.99 set
C1104	1962	12.99 set
C1105	1963	12.99 set
C1106	1964	12.99 set

New!



## 1963-74 Washer Hose Tie Straps

Straps used to hold windshield washer hoses to fender well. Manufactured in ABS plastic replicating the original appearance. Correct shape and style for most GM models, but can be used as a service replacement part on any make or model. Set of three straps.

K0143 1963-74 ..... 9.99 set

New!




CX2092

## 1958-60 Windshield Wiper Escutcheon Kit

Reproduction windshield wiper tower bezels designed for 1958-60 Chevrolet Impala, Biscayne, and Bel Air models. Each bezel is manufactured in quality die-cast zinc and chrome-plated to a lustrous shine offering an authentic appearance and fit. These bezels surround the wiper transmission towers that the wiper arms attach to.

CX2093	1958	2 piece	66.99 set
CX2092	1960	4 piece	69.99 set

OER



3718638 - installed



## 1958 Windshield Washer Nozzles

OER's windshield washer spray nozzles designed to fit 1958 Impala models with washer pump option. Manufactured to factory specifications. Chrome-plated to ensure excellent corrosion protection. Sold in pairs.

3718638 1958 ..... 14.99 pr

OER



3798376



3821832

3859226

## 1961-66 Windshield Wiper Nozzles

Reproduction windshield washer nozzles for all 1961-66 full size models. These nozzles are made from die-formed stamped steel and with formed metallic tube brazed in place as the original. These nozzles feature zinc coating to ensure long-life and excellent corrosion protection. Sold as a pair. 1 pair required per vehicle.

3798376	1961-62	44.99 pr
3821832	1963-64	44.99 pr
3859226	1965-66	44.99 pr

# Windshield Washer Parts



## 1958-96 Windshield Washer Kit

Handy universal washer kit will allow replacement of the washer bottle, washer pump, and hoses. Everything you need to completely replace or install a windshield washer system. This kit can be used on 1958-96 Chevrolet full size models.

*Note: Washer nozzles not included, sold separately.*

152800 1958-96 full size ..... 109.99 ea



## Universal Washer Bottle and Pump Set

Universal washer bottle and pump for Bel Air, Biscayne, and Impala models. This set is for when you need a low maintenance high-quality washer pump and bottle. MP40100 1960-67..... 24.99 set



## Glass Windshield Washer Bottle

Reproduction glass windshield washer bottle with anti-freeze/washer solvent lettering on cap. This complete replacement set includes the mounting bracket. For use on virtually all early GM models.

WB125 bottle, cap, and bracket ..... 41.99 set  
WB126 replacement cap ..... 5.99 ea



## 1960-67 Optikleen Washer Bottle Decal

Exact reproduction washer bottle decal for 1960-67 Impala models with Optikleen washer bottle. Each decal includes the correct type style with instructions for antifreeze, bug removal and temperature ratings.

DC204 1960-67 Optikleen decal ..... 6.99 ea



## 1982-90 Washer Bottle Push-In Retainer

Reproduction windshield washer bottle push-in retainer for 1982-90 Chevrolet Impala and Caprice models. 2 required per vehicle.

12337831 1982-90 individual ..... 1.49 ea



## 1962-70 Windshield Washer Jar

OER® replacement jar which holds the windshield washer fluid. This jar is for 1962-70 Impala/full size models. The washer cap is sold separately.

3840083 1962-69 ..... 13.99 ea  
3990892 1970 ..... 23.99 ea



## 1975-79 Windshield Washer Jar

This OER® reproduction windshield washer jar holds the windshield washer fluid. This jar is for all 1975-79 Impala models.

*Note: The washer cap is sold separately.*

4961312 1975-79 ..... 24.99 ea



## 1982-90 Washer Jar Fluid Screen

Correct reproduction filter screen used to eliminate dirt and other residue which could clog the washer hoses, pump, or washer nozzles. Replace your screen periodically for best results.

3986821 1962-90 ..... 4.99 ea



## 1962-69 Washer Jar and Bracket Kit

The kit includes: the correct washer jar, attaching bracket and washer jar cap. We now offer this unique kit which fits 1962-69 full size models.

K2535 1962-69 ..... 23.99 kit



## 1962-69 Washer Jar Bracket

If your washer fluid reservoir bracket has long since succumbed to rust or parts scavengers, look no further! This bracket will fit all 1962-69 models except 1962-66 models with 2-speed wipers.

*Note: Fits all models equipped with outlet hose at top of jar (6 inch high jars only).*

548935 1962-69 ..... 12.99 ea



## 1976-79 Washer Jar Bolt

Designed to hold the washer jar in place.

G0019 1976-79 ..... 2.99 ea



## 1962-84 Washer Jar Cap

Correct injection molded reproduction windshield washer jar cap. Fits all 1962-84 full size models. Features correct "Windshield Washer Fluid Only" wording.

3798372 1962-84 ..... 3.99 ea



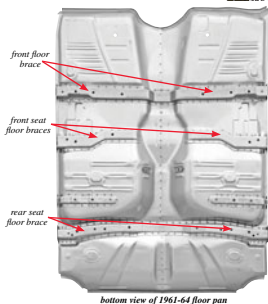
## 1991-96 Windshield Washer Jar Cap

OER® reproduction windshield washer jar cap for 1991-96 Impala and Caprice models. This injection molded cap features the "windshield washer" logo on the cap. Manufactured with injection molded ABS replacing the original in design and fitment.

25731418 1991-96 ..... 7.99 ea

# Floor Pans

**GM AUTHORIZED**



bottom view of 1961-64 floor pan

### Floor Pan Features:

- One full front floor brace
- Two 25" front seat floor braces (LH and RH)
- Two 18" under rear seat floor braces (LH and RH)
- One full rear floor brace



## 1961-70 Full Floor Pan Assembly



Reproduction floor pan assembly for all 1961-70 Impala/full size Chevrolet models. Each full length floor pan is die-formed from heavy gauge galvanized steel and features under rear seat pans that are spot welded with full underside bracing attached. The assembly is designed to allow the restorer the freedom to replace the floor pan section from front to back without piecing it together by using small sections. Assembly also features the holes and mounting nuts for seat and seat belt attachment. Replace your rusted or damaged floor pan with this high-quality one piece floor pan. Each floor pan is painted with a rust preventative coating.

**Important:** Welding is required for installation.

**Note:** Shipped truck freight.

### Without Under Floor Bracing



B12020 1961-64 EDP coated..... 369.99 ea

### With Under Floor Bracing

153787 1961-64 EDP coated..... 1148.99 ea  
 14746A 1965-70 EDP coated..... 989.99 ea  
 14746W 1965-70 Weld Thru™ Primer..... 1506.99 ea



## 1959-60 Front Floor Pan



Replacement front floor pan for 1959-60 full size Chevrolet models. Fits all 1959-60 models including Impala, Bel Air, Biscayne, and El Camino. Does not include the under rear seat pans, front toe boards, floor braces or inner rocker area. Made in USA.

**Note:** Shipped truck freight.

BFP1500 1959-60..... 948.99 ea

**GM AUTHORIZED**



BFP1700L



BFP1700R

## 1961-70 Full Length Floor Pan



Replacement floor pans for 1961-70 Chevrolet full size models. Each floor pan section is manufactured to exact specifications with extreme detail for originality and quality. All panels are finished in a rust preventative coating.

**Important:** The seat track mounting area must be removed from the existing panel and reinstalled on the reproduction panel.

**Note:** Shipped truck freight.



BFP1700L	1961-64	LH	EDP coated.....	121.99 ea
BFP1700R	1961-64	RH	EDP coated.....	121.99 ea
B1006A	1965-70	LH	EDP coated.....	139.99 ea
B1005A	1965-70	RH	EDP coated.....	139.99 ea
B1006W	1965-70	LH	Weld-Thru™ coated.....	159.99 ea
B1005W	1965-70	RH	Weld-Thru™ coated.....	159.99 ea



BFP7775



BFP3481

## 1958-70 Front and Rear Floor Pan



Exact replacement front and rear floor pans for all 1958-70 models. Each partial floor pan is manufactured to exact specifications. Each panel is manufactured in the USA offering extremely detailed originality and quality. The seat track mounting area must be removed from the existing panel and reinstalled on to reproduction panel.

**Note:** Shipped overseas.

### Front Floor Pans

BFP7750	1958	LH	25" length x 27" width.....	128.99 ea
BFP7751	1958	RH	25" length x 27" width.....	128.99 ea
BFP7779	1959-60	LH	23" length x 30" width.....	124.99 ea
BFP7780	1959-60	RH	23" length x 30" width.....	124.99 ea
BFP1084	1961-64	LH	28" length x 26" width.....	98.99 ea
BFP1085	1961-64	RH	28" length x 26" width.....	98.99 ea
BFP7775	1965-70	LH	26" length x 27" width.....	123.99 ea
BFP7776	1965-70	RH	26" length x 27" width.....	123.99 ea

### Rear Floor Pans

BFP7752	1958	LH	22" length x 25" width.....	128.99 ea
BFP7753	1958	RH	22" length x 25" width.....	128.99 ea
BFP7781	1959-60	LH	22" length x 25" width.....	124.99 ea
BFP7782	1959-60	RH	22" length x 25" width.....	124.99 ea
BFP3481	1961-64	LH	21" length x 25" width.....	88.99 ea
BFP3482	1961-64	RH	21" length x 25" width.....	88.99 ea
BFP7777	1965-70	LH	22" length x 23" width.....	123.99 ea
BFP7778	1965-70	RH	22" length x 23" width.....	123.99 ea

# Floor Pan Components



## 1961-63 Shifter Tunnel Cover

Reproduction shifter tunnel cover for 1961-63 models equipped with a floor shifted transmission. This is the piece that covers the shifter mechanism and also provides a mounting point for the shifter boot.

153050 1961-63 ..... 95.99 ea



## 1966-67 Impala Shifter Tunnel Hump

Reproduction shifter tunnel hump for 1966-67 Impala models with floor shift 4-speed transmission. Manufactured in stamped steel that replicates the original configuration and design. Will replace the old or rusted original component.

C666709 1966-67 4-speed ..... 64.99 ea



## Universal Tunnel Patch Kit

The Hurst universal tunnel patch is large enough for installing a most 5 or 6-speed transmissions in just about any vehicle. The universal tunnel patch is constructed from 20 gauge cold rolled steel and is pre-rolled and tapered to accommodate most floor pans. As with most transmission conversions, trimming and fabrication will be required.

6951000 universal 6-speed Tremec... 92.99 ea  
6951003 universal 5-speed TKO ..... 92.99 ea



## 1961-63 Shift Tunnel Extension to Floor Seal

Reproduction of the floor shift tunnel extension seal for 1961-63 models. Made in USA.

W2311 1961-63 4-speed models ..... 49.99 ea  
W2311 1963 auto with console ..... 49.99 ea

**New!**

**OE** AUTHORIZED



## 1961-81 Metal Floor Pan Plug

Reproduction oval metal floor pan plug 1961-81 Chevrolet Impala and full size models. Located on both the front and rear floor pans, this plug is manufactured using heavy gauge steel that will install in the original or reproduction floor pan. Sold individually.

**Metal Plugs - Fits 3-1/4" x 2-1/4" Oval Hole**

1667194 1961-81 4-5/8" x 3-5/8" ..... 2.99 ea

**New!**

**OE**



4410574



4410574  
bottom view



4410574  
side view



1667195



1667195  
bottom view



1667195  
side view

## 1961-81 Rubber Floor Pan Plug

Reproduction rubber floor pan hole plugs for 1961-81 Chevrolet full size models. Located on the front and rear floor pans. Sold individually. Use as needed.

**Rubber Plug - Fits 1" Round Hole**

4410574 1961-81 1-1/4" diameter ..... 4.99 ea

**Rubber Plug - Fits 1-3/8" Round Hole**

1667195 1961-81 2" diameter ..... 2.99 ea

## 3M New!

### All Around Autobody Sealant

3M 10.3 fluid ounces white synthetic elastomer all-around Autobody Sealant. This sealant seals most interior and exterior auto/body joints and seams. Dry time is 1 hour. For use on: bare metal, door hem flanges, door jams, door skins, exterior seams and joints, floor pans, galvanized, general purpose, interior seams and joints, joint filling, rear body panels, rocker panels.



08501 sealant 10.3 oz. .... 38.99 ea



B9004



B9005



B9016



B9017

## USA 1958-64 Front Toe Board Panel

Reproduction of the front toe board panel that extends from the front section of the floor pan to the firewall area. Made in USA.

B9004 1958 LH ..... 138.99 ea  
B9005 1958 RH ..... 138.99 ea  
B9016 1961-64 LH ..... 158.99 ea  
B9017 1961-64 RH ..... 158.99 ea

**New!**

**OE** AUTHORIZED



24123



B1714A



B1004A

## 1959-70 Rear Seat Floor Pan

Reproduction rear seat floor pan for 1959-70 full size models. This panel fits between the floor pan and the trunk separator panel. Manufactured to factory specifications and painted in a rust preventive coating.

*Note: Shipped double overize.*

24123 1959-60 bare steel ..... 328.99 ea  
B1714A 1962-64 EDP coated ..... 82.99 ea  
B1004A 1965-70 EDP coated ..... 99.99 ea  
B1004W 1965-70 Weld-Thru<sup>®</sup> coated 122.99 ea

**3X** at grocery & discounts stores,  
gas stations, fast food  
points & restaurants.

APPLY TODAY!

Plus receive up to 15%  
off your Classic Industries order!


Visit [ClassicIndustries.com](http://ClassicIndustries.com) to learn more about this offer.



# Floor Pan Components



B7783



B7784



B9039



B9040

## 1959-64 Under Rear Seat Pan

Reproductions seat pans that install under the rear seat area on 1959-64 models. Measures: 20" x 33". Made in USA.

*Note: Shipped oversize.*

			<b>MSRP</b>
B7783	1959-60	LH.....	128.99 ea
B7784	1959-60	RH.....	128.99 ea
B9039	1961-64	LH.....	96.99 ea
B9040	1961-64	RH.....	96.99 ea



B8898



B8997

## 1959-60 Front Under Seat Bracket

Reproduction front seat mounting bracket for 1959-60 models. Bracket allows the seat to attach to the floor pan. Made in USA.

B8997	1959-60	LH.....	108.99 ea
B8998	1959-60	RH.....	108.99 ea



## 1958 Convertible Body Mount Support

Reproduction 1958 Impala convertible body mount support bracket. Commonly rusted or damaged area. Install new supports when replacing body mounts. Made in USA.

B6929	1958	6 required.....	31.99 ea
-------	------	-----------------	----------



## 1958 Convertible Cowl Brace

Reproduction 1958 Impala convertible cowl brace assembly. Replaces rusted or damaged originals. Made in USA.

B8898	1958	LH.....	103.99 ea
B8899	1958	RH.....	103.99 ea



B2897



B2898



## 1958 Convertible Cowl Foot Brace

American made reproduction of the convertible cowl foot brace designed for 1958 passenger convertible models. Commonly rusted area that usually needs replacing when restoring. Made in USA.

B2897	1958	LH.....	91.99 ea
B2898	1958	RH.....	91.99 ea



## Fast 'N Firm Seam Sealer

3M Fast 'N Firm Seam Sealer is a fast setting seam sealer designed for sealing exterior joints and seams. Our sealer adheres well to clean primed or painted metal. It is paintable in only 45 minutes. Heavy bodied sealer for sealing exterior joints and seams. Quick skinning and fast curing sealer reduces waste time. High solids, low shrinkage delivers consistent results.


3M8505	sealer	12.8 oz.....	59.99 ea
--------	--------	--------------	----------




B17133A



B17233A



B17133W



B17233W

## 1963-64 Inner Rear Side Panel

Reproduction inner rear side panels for 1963-64 full size Chevrolet models. These stamped steel panels mount to the inner body next to the rear seat and have the correct contours and holes, including the rear door jamb area. Each panel is painted with a rust preventative coating.


*EDP Coated*

B17133A	1963-64	LH.....	134.99 ea
B17233A	1963-64	RH.....	134.99 ea

*Weld-Thru™ Coated*

B17133W	1963-64	LH.....	149.99 ea
B17233W	1963-64	RH.....	149.99 ea

# Floor Pan Braces



## 1958 Front Floor Brace



These stamped reproduction floor pan braces are designed to add support to the frame assembly of the vehicle. Braces are listed as 1st, 2nd, 3rd, and 4th from front braces. See the listing below for identification. Made in USA.

B9006	1958	LH	uncoated	1st from front	111.99 ea
B9007	1958	RH	uncoated	1st from front	111.99 ea
B9008	1958	LH	uncoated	2nd from front	111.99 ea
B9009	1958	RH	uncoated	2nd from front	111.99 ea
B9010	1958	LH	uncoated	3rd from front	111.99 ea
B9011	1958	RH	uncoated	3rd from front	111.99 ea
B9012	1958	LH	uncoated	4th from front	111.99 ea
B9013	1958	RH	uncoated	4th from front	111.99 ea



## 1959-60 Floor Pan Support Brace



Reproduction floor pan support braces for 1959-60 models. Each brace is designed to fit exactly as the factory intended. Available as complete replacements or sections to replace larger braces. Made in USA.

### Front Floor Braces

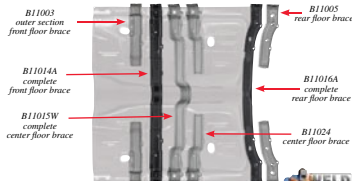
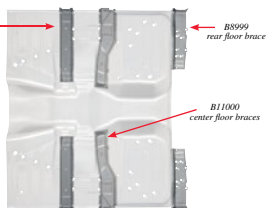
B8991	1959-60	LH	uncoated	outer section	118.99 ea
B8992	1959-60	RH	uncoated	outer section	118.99 ea

### Center Floor Braces

B11000	1959-60	LH	uncoated	center section	158.99 ea
B11001	1959-60	RH	uncoated	center section	158.99 ea

### Rear Floor Braces - 20"

B8999	1959-60	LH	uncoated	outer section	118.99 ea
B9000	1959-60	RH	uncoated	outer section	118.99 ea



## 1965-70 Floor Pan Support Brace



Reproduction floor pan support braces for 1965-70 models. Each brace is designed to fit exactly as the factory intended. Available as complete replacements or sections to replace larger braces. Comes uncoated, EDP coated or Weld-Thru™ coated as noted.

**Important:** Under seat floor braces fit models w/bench seats only. Uncoated product are made in the USA.

Note: \*Shipped oversize.

### Front Floor Braces

B11014A*	1965-70		EDP coated	1 piece	89.99 ea
B11014W*	1965-70		Weld-Thru™	1 piece	114.99 ea
B11003	1965-70	LH	uncoated	outer section	58.99 ea
B11004	1965-70	RH	uncoated	outer section	58.99 ea

### Center Floor Braces

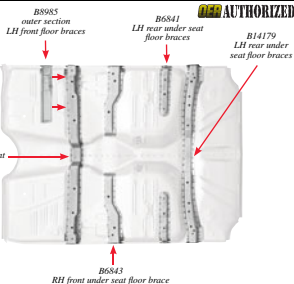
B11015A*	1965-70		EDP coated	1 piece	89.99 ea
B11015W*	1965-70		Weld-Thru™	1 piece	118.99 ea
B11023	1965-70	LH	uncoated	outer section	64.99 ea
B11024	1965-70	RH	uncoated	outer section	64.99 ea

### Floor Side Supports

M1783A	1965-70	LH	EDP coated	drivers side	59.99 ea
M1782A	1965-70	RH	EDP coated	passenger side	59.99 ea

### Rear Floor Braces

B11016A*	1965-70		EDP coated	1 piece	94.99 ea
B11016W*	1965-70		Weld-Thru™	1 piece	113.99 ea
B11005	1965-70	LH	uncoated	outer, 23" long	58.99 ea
B11006	1965-70	RH	uncoated	outer, 23" long	58.99 ea



## 1961-64 Floor Pan Support Brace



Reproduction floor pan support braces for 1961-64 models. Each brace is designed to fit exactly as the factory intended. Available as complete replacements or sections to replace larger braces. Comes uncoated or EDP coated as noted.

**Important:** Under seat floor braces fit models with bench seats only. Uncoated product are made in the USA.

Note: \*Shipped double oversize.

### Front Floor Braces

14022*	1961-64		EDP coated	1 piece	89.99 ea
B5985	1961-64	LH	uncoated	outer section	64.99 ea
B5986	1961-64	RH	uncoated	outer section	64.99 ea

### Front Under Seat Floor Braces

B6842	1961-64	LH	EDP coated	25" long	64.99 ea
B6843	1961-64	RH	EDP coated	25" long	64.99 ea

### Rear Under Seat Floor Braces

B6841	1961-64	LH or RH	EDP coated	18" long	61.99 ea
-------	---------	----------	------------	----------	----------

### Rear Floor Braces

B14179*	1961-64	complete	EDP coated	rear seat	89.99 ea
---------	---------	----------	------------	-----------	----------





# Rocker Panels



B9082



B11219



B11220



B11224



## 1958-64 Inner Rocker Panel



Classic Industries® offers inner rocker panels for 1958-64 two and four door models including El Camino. These panels are quality reproductions of the original metal panels. Made in USA.

Note: Shipped double oversize.

Part No.	Year	Side	Doors	Price
B9081	1958	LH	2 and 4 door	128.99 ea
B9082	1958	RH	2 and 4 door	128.99 ea
B11219	1959-60	LH	2 and 4 door	74.99 ea
B11220	1959-60	RH	2 and 4 door	74.99 ea
B11223	1961-64	LH	2 and 4 door	74.99 ea
B11224	1961-64	RH	2 and 4 door	74.99 ea



14740A



14741A



14740W



14741W



## 1965-70 Inner Rocker Panel



Reproduction inner rocker panels for 1965-70 full size models. Replace your rusted out rocker panel with these high-quality steel panels. Each rocker panel is painted with a rust preventative coating.

Note: Shipped double oversize.

Part No.	Year	Side	Coating	Price
14740A	1965-70	LH	EDP coated	69.99 ea
14741A	1965-70	RH	EDP coated	69.99 ea
14740W	1965-70	LH	Weld-Thru™ coated	81.99 ea
14741W	1965-70	RH	Weld-Thru™ coated	95.99 ea

100% AUTHORIZED



B1789L



B1789R

## 1961-64 Inner and Outer Rocker Panel



Reproduction complete rocker panel assembly with inner and outer panels for 1961-64 two door models. Each rocker panel assembly will replace the original panel and comes manufactured in stamped steel construction with protective EDP coating.

Note: Shipped double oversize.

B1789L	1961-64	LH	207.99 ea
B1789R	1961-64	RH	207.99 ea



B9003

B9028



## 1958-64 Full Outer Rocker Panel



Classic Industries® offers OE style full outer rocker panels for 1958-64 two door models. Each panel will replace the original panel exactly. The full rocker panels are the most desirable to use when restoring your full size Chevrolet. Made in USA.

Note: Shipped double oversize.

B9002	1958	LH	2 door	111.99 ea
B9003	1958	RH	2 door	111.99 ea
B9028	1961-64	LH	2 door	128.99 ea
B9029	1961-64	RH	2 door	128.99 ea



B9357

734100R

## 1961-90 Outer Rocker Panel



Replacement outer rocker panels for 1961-90 models. Replace the rusted and worn outer section with this replacement.

Note: Shipped double oversize.

B9357	1961-64	LH	2 door	56.99 ea
B9358	1961-64	RH	2 door	56.99 ea
733100L	1971-76	LH	2 door	45.99 ea
733100R	1971-76	RH	2 door	45.99 ea
733140L	1971-76	LH	4 door	42.99 ea
733140R	1971-76	RH	4 door	42.99 ea
734100L	1977-90	LH	2 door	45.99 ea
734100R	1977-90	RH	2 door	45.99 ea
734140L	1977-90	LH	4 door	42.99 ea
734140R	1977-90	RH	4 door	42.99 ea



KW538 - installed

## 1958-72 Rocker Panel Rear Flaps



Reproduction rear rocker panel flap for 1958-72 full size models. Prevents road splash and debris from entering and blocking the rocker panel drain area.

KW538 1958-72 LH and RH 10.99 pr

New!



RD7002



## 1959-64 Convertible Reinforcement Rails



Reproduction convertible frame rail reinforcement rails for 1959-60 Impala convertible models. These rails are manufactured in quality stamped steel replicating the originals in design, appearance, and fitment. These rails add a degree of stiffness to the vehicle body. Sold in pairs.

RD7001	1959-60	LH and RH	219.99 pr
RD7002	1961-64	LH and RH	219.99 pr

## 1962-64 Roof Drip Rails



Replacement steel roof drip rails for 1962-64 two door hardtop models are for vehicles with side roof rust damage. They weld to the roof panel sides where rain water collects and drips down to the rear of the vehicle. The aluminum drip rail moldings attach to these rails.

RI1795	1962-64	2 door hardtop	LH and RH	113.99 pr
--------	---------	----------------	-----------	-----------



WARNING: Cancer and Reproductive Harm - www.P65Warnings.ca.gov

ROCKER PANELS

303

# OER AUTHORIZED Convertible Tops

Classic Industries® stocks the highest quality convertible top components available! All our convertible tops are manufactured using heavy weight saten backed vinyl materials and original manufacturing techniques to assure you receive the best quality replacement top on the market!



### 1958-60 Pinpoint Vinyl



### 1958-60 Stayfast Canvas



### 1958-60 Chevrolet Full Size Convertible Top and Rear Window

OER® Authorized convertibles tops and rear windows. Manufactured to factory specifications in your choice of Pinpoint vinyl or Stayfast canvas. Convertible top kits include the convertible top and a plastic rear window.

Pinpoint Vinyl Convertible Top Kit		
CT125105	1958	tan..... 569.99 kit
CT125121	1958	white..... 569.99 kit
CT125131	1958	beige..... 569.99 kit
CT125133	1958	black..... 569.99 kit
Stayfast Canvas Convertible Top Kit		
CT127105	1959-60	tan..... 493.99 kit
CT127121	1959-60	white..... 493.99 kit
CT127131	1959-60	beige..... 493.99 kit
CT127133	1959-60	black..... 493.99 kit

Stayfast Canvas Convertible Top Kit	CT125114	1958	black..... 775.99 kit
	CT225103	1958	beige..... 835.99 kit
	CT227114	1959-60	black..... 835.99 kit

Pinpoint Vinyl Convertible Top - Top Only		
CD1029105	1958	tan..... 395.99 ea
CD1029121	1958	white..... 395.99 ea
CD1029131	1958	beige..... 395.99 ea
CD1029133	1958	black..... 395.99 ea
CD1014105	1959-60	tan..... 315.99 ea
CD1014121	1959-60	white..... 315.99 ea
CD1014131	1959-60	beige..... 315.99 ea
CD1014133	1959-60	black..... 315.99 ea

Stayfast Canvas Convertible Top - Top Only		
CD20209114	1958	black..... 665.99 ea
CD20209103	1958	beige..... 665.99 ea
CD20214114	1959-60	black..... 601.99 ea

Pinpoint Vinyl Rear Window - Plastic		
CD1029205	1958	tan..... 202.99 ea
CD1029221	1958	white..... 202.99 ea
CD1029231	1958	beige..... 202.99 ea
CD1029233	1958	black..... 202.99 ea
CD1014205	1959-60	tan..... 202.99 ea
CD1014221	1959-60	white..... 202.99 ea
CD1014231	1959-60	beige..... 202.99 ea
CD1014233	1959-60	black..... 202.99 ea

Stayfast Canvas Rear Window - Plastic		
CD20209214	1958	black..... 213.99 ea
CD20209203	1958	beige..... 213.99 ea
CD20214214	1959-60	black..... 213.99 ea



### 1961-64 Pinpoint Vinyl



### 1961-64 Stayfast Canvas



### 1961-64 Chevrolet Full Size Convertible Top and Rear Window

OER® Authorized convertible tops and rear windows. Manufactured to factory specifications in your choice of Pinpoint vinyl or Stayfast canvas. Convertible top kits include the convertible top and a plastic rear window.

Note: All tops with glass windows are shipped overseas.

Top Kit with Plastic Rear Window		
Pinpoint Vinyl Convertible Top Kit		
CT131105	1961-64	tan..... 462.99 kit
CT131115	1961-64	buckskin..... 462.99 kit
CT131121	1961-64	white..... 462.99 kit
CT131133	1961-64	black..... 462.99 kit
Stayfast Canvas Convertible Top Kit		
CT231114	1961-64	black..... 734.99 kit

Top Kit with Glass Rear Window		
Pinpoint Vinyl Convertible Top Kit		
CT131205	1961-64	tan..... 583.99 kit
CT131215	1961-64	buckskin..... 583.99 kit
CT131221	1961-64	white..... 583.99 kit
CT131233	1961-64	black..... 583.99 kit
Stayfast Canvas Convertible Top Kit		
CT231214	1961-64	black..... 873.99 kit

### Convertible Top Only

Note: \*For use with plastic rear window. \*\*For use with glass rear window.

Pinpoint Vinyl Convertible Top		
CD1025105*	1961-64	tan..... 288.99 ea
CD1025115*	1961-64	buckskin..... 288.99 ea
CD1025121*	1961-64	white..... 288.99 ea
CD1025133*	1961-64	black..... 288.99 ea
CD1025305**	1961-64	tan..... 288.99 ea
CD1025315**	1961-64	buckskin..... 288.99 ea
CD1025321**	1961-64	white..... 288.99 ea
CD1025333**	1961-64	black..... 288.99 ea

Stayfast Canvas Convertible Top		
CD2025114*	1961-64	black..... 565.99 ea
CD2025314**	1961-64	black..... 590.99 ea

### Rear Window Only

Pinpoint Vinyl Rear Window - Plastic		
CD1025205	1961-64	tan..... 197.99 ea
CD1025215	1961-64	buckskin..... 197.99 ea
CD1025221	1961-64	white..... 197.99 ea
CD1025233	1961-64	black..... 197.99 ea

Pinpoint Vinyl Rear Window - Glass		
HG0115105	1961-64	tan..... 324.99 ea
HG0115115	1961-64	buckskin..... 324.99 ea
HG0115121	1961-64	white..... 324.99 ea
HG0115133	1961-64	black..... 324.99 ea

Stayfast Canvas Rear Window - Plastic			
CD2025214	1961-64	black..... 206.99 ea	
Stayfast Canvas Rear Window - Glass	HG1151114	1961-64	black..... 328.99 ea



### 1965-70 Pinpoint Vinyl



### USA 1965-70 Chevrolet Full Size Convertible Top and Rear Window

OER® Authorized convertible tops and rear windows. Manufactured to factory specifications in your choice of Pinpoint vinyl or Stayfast canvas. Convertible top kits include the convertible top and a rear window.

Important: 1965-66 convertible tops with glass rear windows are equipped with a zipper style black window. 1967-70 models feature a fixed non zipper black glass window.

Note: All tops with glass windows are shipped overseas.

### Top Kit with Plastic Rear Window

Pinpoint Vinyl Convertible Top Kit		
CT133116	1965-70	dark blue..... 450.99 kit
CT133121	1965-70	white..... 450.99 kit
CT133131	1965-70	beige..... 450.99 kit
CT133133	1965-70	black..... 450.99 kit
Stayfast Canvas Convertible Top Kit		
CT233114	1965-70	black..... 721.99 kit

### Top Kit with Glass Rear Window

Pinpoint Vinyl Convertible Top Kit		
CT133216	1965-66	dark blue..... 561.99 kit
CT133221	1965-66	white..... 561.99 kit
CT133231	1965-66	beige..... 561.99 kit
CT133233	1965-66	black..... 561.99 kit
CT140216	1967-70	dark blue..... 545.99 kit
CT140221	1967-70	white..... 545.99 kit
CT140231	1967-70	beige..... 545.99 kit
CT140233	1967-70	black..... 545.99 kit
Stayfast Canvas Convertible Top Kit		
CT233214	1965-66	black..... 831.99 kit
CT240214	1967-70	black..... 811.99 kit

### Convertible Top Only

Pinpoint Vinyl Convertible Top		
CD1017116	1965-70	dark blue..... 288.99 ea
CD1017121	1965-70	white..... 288.99 ea
CD1017131	1965-70	beige..... 288.99 ea
CD1017133	1965-70	black..... 288.99 ea

Stayfast Canvas Convertible Top		
CD2017114	1965-70	black..... 565.99 ea

### Rear Window Only

Pinpoint Vinyl - Plastic		
CD1017216	1965-70	dark blue..... 184.99 ea
CD1017221	1965-70	white..... 184.99 ea
CD1017231	1965-70	beige..... 184.99 ea
CD1017233	1965-70	black..... 184.99 ea
Stayfast Canvas - Plastic		
CD2017214	1965-70	black..... 193.99 ea


Pinpoint Vinyl - Glass		
HG0116116	1965-66	dark blue..... 301.99 ea
HG0116121	1965-66	white..... 301.99 ea
HG0116131	1965-66	beige..... 301.99 ea
HG0116133	1965-66	black..... 301.99 ea
HG0116216	1967-70	dark blue..... 284.99 ea
HG0116221	1967-70	white..... 284.99 ea
HG0116231	1967-70	beige..... 284.99 ea
HG0116233	1967-70	black..... 284.99 ea

Stayfast Canvas - Glass		
HG116114	1965-66	black..... 308.99 ea
HG116214	1967-70	black..... 287.99 ea



# Convertible Top Parts

**NEW!** AUTHORIZED



## 1971-75 Chevrolet Full Size Convertible Top and Rear Window

OER® Authorized convertible tops and rear windows. Manufactured to factory specifications in your choice of Pinpoint vinyl or Stayfast canvas. Convertible top kits include the convertible top and a rear window.

**Note:** \*Please specify two digit color code when ordering. All tops with glass windows are shipped oversize.

### Top Kit with Plastic Rear Window

<b>Pinpoint Vinyl Convertible Top Kit</b>	
CT1441*	1971-75 all other colors 520.99 kit
CT1441	1971-75 black 520.99 kit
<b>Stayfast Canvas Convertible Top Kit</b>	
CT244114	1971-75 black 706.99 kit

### Top Kit w/Glass Rear Window

<b>Pinpoint Vinyl Convertible Top Kit w/o Defroster</b>	
CT1442*	1971-75 all colors 611.99 kit
<b>Stayfast Canvas Convertible Top Kit w/o Defroster</b>	
CT244214	1971-75 black 836.99 kit
<b>Pinpoint Vinyl Convertible Top Kit with Defroster</b>	
CT1443*	1971-75 all colors 662.99 kit
<b>Stayfast Canvas Convertible Top Kit with Defroster</b>	
CT244314	1971-75 black 888.99 kit

### Convertible Top Only

<b>Pinpoint Vinyl Convertible Top - Top Only</b>	
CD10181*	1971-75 all colors 311.99 ca
<b>Stayfast Canvas Convertible Top - Top Only</b>	
CD2018114	1971-75 black 540.99 ca

### Rear Window Only

<b>Pinpoint Vinyl - Plastic</b>	
CD10182*	1971-75 all colors 235.99 ca
<b>Stayfast Canvas - Plastic</b>	
CD2018214	1971-75 black 202.99 ca
<b>Pinpoint Vinyl - Glass without Defroster</b>	
HG01181*	1971-75 all colors 331.99 ca
<b>Stayfast Canvas - Glass without Defroster</b>	
HG1118114	1971-75 black 339.99 ca
<b>Pinpoint Vinyl - Glass with Defroster</b>	
HG01182*	1971-75 all colors P 384.99 ca
<b>Stayfast Canvas - Glass with Defroster</b>	
HG1118214	1971-75 black 393.99 ca

**NEW!**



## 1959-60 Convertible Top Rub Plates

Reproduction convertible top rub plates for 1959-60 Impala convertible models. Each plate is manufactured in polished stainless steel. Includes hardware.

RD7014	1959-60	LH and RH.....	124.99 pr
--------	---------	----------------	-----------



## 1959-75 Convertible Top Header Bow

Replace the worn or rusted out header bow with a quality reproduction. Manufactured exactly like the original, the 1959-70 unit is the 2nd design bow produced in late 1965 that connected to the top frame with stamped steel outer brackets as opposed to cast steel bracket used in early 1965.

<b>Note:</b> Shipped oversize.		<b>#831</b>
HB5960	1959-60.....	439.99 ca
HB6164	1961-64.....	379.99 ca
HB6570	1965-70.....	379.99 ca
HB7176	1971-75.....	379.99 ca

**NEW!** AUTHORIZED



## 1971-75 Convertible Rear Top Bow

Reproduction #2 convertible top bow (the next one back from the header bow) for 1971-75 Chevrolet full size models. Bow is drilled and tapped for your ball joint pivot brackets (sold separately) and have the proper dimples in place.

CTB71762	1971-75 #2 position.....	129.99 ca
----------	--------------------------	-----------

**NEW!** AUTHORIZED



## 1971-76 Convertible Top Bow Parts

When replacing your convertible top, make sure the frame is in good condition, including these vital pieces for proper top operation.

ST007	1971-76 2nd bow ball joints.....	119.99 pr
ST008	1971-76 3rd bow plastic guide.....	59.99 pr

**NEW!** AUTHORIZED




## 1971-74 Convertible Rear Tack Strip Bow

Replace the worn or rusted out rear convertible tack strip floating rear bow with this quality reproduction. Also referred to as the rear tacking rail or trimstick, this one piece tack strip bow mounts below the rear window area inside the trunk and secures the lower rear section of the convertible top. This floating bow is manufactured to factory specifications and includes the tack strip and side attachment brackets. Tack strip already installed.

<b>Note:</b> Shipped double oversize.		<b>#857</b>
CTS7176	1971-74 1 piece.....	399.99 ca

**NEW!** AUTHORIZED



## 1958-68 Convertible Tack Strip Set

Reproduction convertible top header and rear tack strip bow sets for 1958-68 Chevrolet full size models. The header bow tack strips secure the convertible top and weatherstripping where the top attaches to the header panel, over the windshield. The 3 piece tack strip mounts below the rear window area inside the trunk and secures the lower rear section of the convertible top. The 2 piece tack strip end set, also referred to as a trim stick end set mounts below the rear window area inside the trunk and secures the lower corners of the convertible top.

**Note:** \*Shipped oversize.

<b>Header Bow Tack Strips</b>		<b>#851</b>
CHS401	1958 14 piece.....	68.99 set
CHS400	1961-64 14 piece.....	68.99 set

<b>Rear Bow Tack Strips</b>		
CTS5858*	1958 3 piece.....	199.99 set
CTS5960	1959-60 3 piece.....	199.99 set
CTS6164*	1961-64 3 piece.....	199.99 set
CTS6566*	1965-66 3 piece.....	199.99 set
CTS6768*	1967-68 3 piece.....	199.99 set

<b>Rear Bow Tack Strip End Set Only</b>		
TSE6566	1965-66 2 piece.....	99.99 set

**NEW!** AUTHORIZED

## 1959-75 Convertible Tack Strip

Reproduction convertible front tack strip for 1959-75 Chevrolet full size convertible models. This durable tack strip will effectively secure the new top and top pads to the header bow. Includes enough tack strip for attachment of the front of the top across the bottom front edge of the header bow, and the two top pad attachment points on the top of the header bow. This tack strip must be cut to length. Measures: 58" x 3/16" x 8 feet long.

CTS5976	1959-74	Impala.....	19.99 ca
CTS5976	1973-75	Caprice.....	19.99 ca

**NEW!** AUTHORIZED



## 1959-75 Convertible Header Bow Windlace

Reproduction convertible top header bow lacing for 1959-75 Impala models. Lacing runs along the edge of the convertible top header bow to prevent contact with the top material. Measures 60" long, trim as required. E232 1959-75 black..... 14.99 ca

## 1958-75 Convertible Top Binding End Clip

Reproduction of the top rear binding end clip for 1958-75 convertible models. These stainless steel covers finishes both ends of the rear window outer top bow binding trim strip. 7614749 1958-75 2 required..... 4.79 ca



**WARNING:** Cancer and Reproductive Harm - www.P65Warnings.ca.gov

BODY COMPONENTS (17)

# Convertible Top Parts

**AES AUTHORIZED**

## 1971-75 Convertible Top Rain Gutter Wire

This wire is inserted into your convertible top well liner to provide support for the rain gutter. Essential to the stability of your rain gutter. Recommended replacing when worn or missing.

ST015 1971-75 ..... 69.99 ea



## 1961-64 Convertible Rear Drain Tubes

Reproduction rear drain tubes for convertible 1961-64 Impala and full size Chevrolet models. Drain tubes allow water to drain from the inner rear quarter panel area through the rocker panel and helps prevent rust.

DT6164 1961-64 LH and RH ..... 44.99 pr

**AES AUTHORIZED**



LH001



LH002

## 1958-64 Convertible Top Latch Handles

Reproduction convertible top handles and latches are available to replace your broken or damaged originals. Each handle and latch is manufactured to exact factory specifications insuring a perfect fit.

LH001 1958-60 LH and RH ..... 79.99 pr  
LH002 1961-64 LH and RH ..... 49.99 pr



## 1958-60 Convertible Top Striker Plates

Reproduction convertible striker plates for 1959-60 Impala models. These special convertible striker plates are manufactured in die-cast zinc replicating the original GM plates. Mounts to the windshield header to lock the convertible top in place. Sold in pairs.

A1218 1958-60 LH and RH ..... 122.99 pr

**AES**



CM2148

CM2147



152606



LH003

## USA 1961-76 Convertible Top Latch

Reproduction convertible top latch for 1961-76 convertible models. Each latch is an exact reproduction. Manufactured in the USA.

CM2148	1961-64	LH	repro.....	166.99 ea
CM2147	1961-64	RH	repro.....	166.99 ea
152606	1967-70	LH	OER® .....	109.99 ea
152607	1967-70	RH	OER® .....	109.99 ea
LH003	1971-76	LH	OER® .....	108.99 ea
LH004	1971-76	RH	OER® .....	108.99 ea

**AES**



K704

## 1964-72 Conv. Top Latch Hook Knuckles

Chrome-plated die-cast housing which pivots at front of latch mechanism. Latch hook threads into this part. Roll press pin included.

K703 1964-72 LH ..... 12.99 ea  
K704 1964-72 RH ..... 12.99 ea

**AES**



## 1964-72 Convertible Latch Knuckle Hook

Reproduction of the hook used to hold down the convertible top. Screws directly into the convertible latch knuckle assembly.

5716613 1964-72 LH or RH ..... 5.49 ea



## 1961-64 Convertible Latch Screw

Reproduction convertible latch screws for 1961-64 models used to attach the convertible top latches to the header panel.

**Note:** 2 required per latch.

CM2148A 1961-64 chrome ..... 1.99 ea

**AES AUTHORIZED**



GP001

GP002

## 1965-76 Header Bow Guide Pins

Guide pins are necessary for proper alignment and latching of your top. Replace your missing, bent or broken pins for a complete top restoration.

GP001 1965-70 LH or RH ..... 14.99 ea  
GP002 1971-76 LH and RH ..... 16.99 pr



## 1961-64 Guide Pin Bushings

Replace your worn out or missing guide pin bushings to help your top work out securely.

CM2147A 1961-64 LH and RH ..... 19.99 pr

**AES AUTHORIZED**



ST011

ST010

## 1971-76 Conv. Rear Glass Window Arms

The "S" arms control the movement of the window as the top is lowered into the well area. We offer these "S" arms with brackets and bushings as listed below.

ST010 1971-76 "S" glass brackets ..... 39.99 set  
ST009 1971-76 w/springs & bushings ..... 99.99 pr  
ST011 1971-76 "S" arm bushings ..... 9.99 set

**AES**



4403084

## 1961-76 Convertible Hold Down Cables

Convertible top hold down cables are located on the outer edges of your convertible top, they are there to keep the top material from flapping or fluttering when driving down the road, they also help keep the top from shrinking up from the side windows as the top gets older. Sold in pairs.

4403084 1961-64 LH and RH ..... 24.99 pr  
7650196 1965-70 LH and RH ..... 24.99 pr  
BW1711 1971 LH and RH ..... 45.99 pr  
BW7276 1972-76 LH and RH ..... 46.99 pr



## 1958-64 Convertible Top Pinch Rail Pads

Replace old, compressed and hardened originals, these pads will make your top replacement more complete and better fitting. Mounts in trunk between the rear pinch rail and the body.

CRP400 1958-64 24 piece ..... 19.99 set

# Convertible Top Parts

**OER AUTHORIZED**



## 1958-70 Replacement Motor Pump Assembly

These replacement convertible top motor pump assemblies are for use with 12 Volt systems designed for 1958-70 models. Convertibles require one pump. Pumps are not considered cosmetically correct for restoration. It is designed as a replacement item only but fits and functions as original.

### Pump Assemblies

HK237	1958-62	332.99 ea
HK238	1963	332.99 ea
HK233	1964	332.99 ea
HK240	1965-70	332.99 ea

**New!**



L21002P

## 1958-64 Convertible Top Motor Shield

Reproduction convertible top motor cover shield for 1959-64 Impala convertible models. This reproduction cover is manufactured from a high-quality stamped steel to factory specifications.

L21001P	1958-60	convertible	47.99 ea
L21002P	1961-64	convertible	47.99 ea

**OER AUTHORIZED**



## 1958-72 Convertible Top Pump Seal and Mounting Grommet Set

OER® Authorized hydraulic pump seal set for 1958-72 Chevrolet full size convertible models. Set contains 2 large o-rings, depending on the year, only 1 may be required, o-ring for the screw in reservoir plug, rubber mounting grommets, and internal pump o-rings.

**Note:** This set will repair most GM convertible top pumps that do not have a plastic reservoir.

ST016	1958-72	convertible	19.99 set
-------	---------	-------------	-----------

## Convertible Motor Grommet

OER® convertible top motor rubber mounting/insulator grommet for models with the optional power top. These rubber grommets install on the pump assembly and secure it to the vehicle while creating a damper for noise and vibration while the pump is in operation. Manufactured from high-quality NBR material which is resistant to oils and fuels. Sold individually. Quantities vary by application.

3698109	use as required	1.89 ea
---------	-----------------	---------



## 1971-75 Convertible Drive Cable and Drive Gear

OER® Authorized convertible top actuator drive cables and actuator gear for various 1971-75 full size models.

### Drive Cables - Made in USA

ST005	1971-75	LH - blue	49.99 ea
ST006	1971-75	RH - black	54.99 ea

### Actuator Gear

ST013	1971-75	actuator only	49.99 ea
-------	---------	---------------	----------

**OER AUTHORIZED**



## 1958-70 Convertible Top Cylinder

We offer these high-quality functional replacements for your original cylinders. After years of use the original cylinders will wear out. Replace them with these reproductions. Manufactured out of aluminum. The appearance is slightly different from the original, but they function and operate exactly the same. Two cylinders are required per vehicle.

HK260	1958	LH or RH	154.99 ea
HK261	1959-60	LH or RH	154.99 ea
HK262	1961	LH or RH	154.99 ea
HK263	1962	LH or RH	169.99 ea
HK264	1963-64	LH or RH	154.99 ea
HK265	1965-70	LH or RH	154.99 ea

**New!**



## 1958-64 Cylinder to Floor Brackets

Reproduction convertible top cylinder to floor mounting brackets for 1959-64 Impala convertible models. Each bracket is manufactured in stamped steel to factory specifications. Sold in pairs.

RD7003	1959-60	LH and RH	159.99 pr
RD7004	1961-64	LH and RH	159.99 pr

**OER AUTHORIZED**



## 1958-70 Hydraulic Hose Set

Finding original style hose sets for your 1958-70 convertible is next to impossible. If you own a convertible with a power top, this set is what you need to put the power top back to original working condition. Each set comes complete with the hoses which run from the pump assembly to the lift cylinders along with all the fittings necessary for installation. Hose sets include hoses for both cylinders. One set required per vehicle.

HK220	1958-61	black rubber	108.99 set
HK234	1962-70	white plastic	89.99 set



## 1958-72 Convertible Top Hose Clip

Reproduction convertible top hose retainer clip for 1958-72 Impala/full size convertible models. This reproduction retainer holds the top hose to the body, keeping the hoses out of the way and allowing the hoses to move with the top cylinders. This prevents the hoses from pinching and interfering with the operation of the cylinders. Quantities vary by application.

14914	1958-72	use as required	6.99 ea
-------	---------	-----------------	---------



## Hydraulic System Bleeder Set

After replacing your top, pump, and hoses, you want to be sure the system operates properly by bleeding all the air out of the hydraulic system. This set includes a filler plug adapter fitting and complete instructions. Fits OEM and replacement pumps.

BK001	universal	19.99 set
-------	-----------	-----------

# Convertible Top Parts

## 1958-76 Convertible Top Pads

Replace your worn out top pads when replacing your convertible top. Each pad is original in appearance and quality utilizing cloth covering. Includes quarter pieces for complete replacement. Used as reinforcement between top frame and convertible top on the inside of the vehicle.

K54000 1958-76 black ..... 34.99 pr

B1735

## 1958-60 Convertible Boot Well Retainer

Reproduction convertible top boot well retainer for 1958-60 Impala convertible models. Prefilled to attach to the seat back providing the mounting point for the front edge of the top boot. Made in USA.

B1734 1958 ..... 158.99 ea  
B1735 1959-60 ..... 89.99 ea



W128

## 1958-76 Convertible Well Liner

Reproduction liner covering the section between the rear seat and the trunk area. Used in the section where convertible top folds down into well area. After years of use your original well liner is usually deteriorated and worn out. You can add new life to this rear well area by simply replacing the liner.

WL125 1958 black ..... 91.99 ea  
WL127 1959-60 black ..... 91.99 ea  
WL128 1961-64 black ..... 91.99 ea  
WL133 1965-68 black ..... 91.99 ea  
WL137 1969-70 black ..... 91.99 ea  
WL139 1971-76 black ..... 91.99 ea

AUTHORIZED



## 1958-76 Top Boot Storage Bag

Keep your top boot clean and fresh by storing it in a top boot storage bag. The dimensions allow the boot plenty of space to avoid wrinkling when not in use. Manufactured using heavy-weight vinyl and includes a snap down lock for extra protection.

K51020 1958-76 ..... 34.99 ea



## Convertible Top Boot Snaps

Reproduction convertible top boot snap and screw set for any vehicle that requires a screw-on style snap. These snaps are used to secure the convertible top to the inner rear panels. 4 piece snap set.

L53078 universal ..... 7.99 set

## 1958-76 Convertible Top Boot

Exact reproduction factory convertible top boot using factory patterns for a tight secure fit! Top boots are designed to cover the convertible top when the top is lowered into the well area. Each top boot is manufactured using heavyweight 32 ounce Seville or Madrid grain vinyl as original including a smooth foam backing directly installed on the bottom side. Each boot includes special stiffeners for added support along with all snaps required. When purchasing a top boot be sure to match the boot to the interior color.



B61002 - installed

### Seville Grain Vinyl

**1958 Top Boots**

B58101	1958	black	258.99 ea
B58102	1958	red	258.99 ea
B58105	1958	gold	258.99 ea
B58106	1958	turquoise	258.99 ea
B58108	1958	blue	258.99 ea
B58113	1958	green	258.99 ea
B58180	1958	coral	258.99 ea

**1959-60 Top Boots**

B59001	1959-60	black	228.99 ea
B59006	1959-60	turquoise	228.99 ea
B59008	1959-60	blue	228.99 ea
B59013	1959-60	green	228.99 ea
B59027	1959-60	gray	228.99 ea
B59054	1959-60	red	228.99 ea
B59077	1959	copper	228.99 ea
B60078	1960	copper	228.99 ea

**1961-62 Top Boots**

B61001	1961-62	black	228.99 ea
B61002	1961-62	red	228.99 ea
B61003	1961	blue	228.99 ea
B61005	1962	gold	228.99 ea
B61006	1962	aqua/turquoise	228.99 ea
B61008	1962	blue	228.99 ea
B61013	1961	green	228.99 ea
B61027	1961	gray	228.99 ea
B61039	1962	green	228.99 ea
B61043	1961	turquoise	228.99 ea
B61065	1961-62	fawn	228.99 ea



B71017 - installed

### Madrid Grain Vinyl

**1971 Top Boots**

B71001	1971	black	234.99 ea
B71012	1971	dark blue	234.99 ea
B71013	1971	dark green	234.99 ea
B72012	1971	sandalwood	234.99 ea
B71017	1971	light saddle	234.99 ea

**1972-76 Top Boots**

B72001	1972-76	black	234.99 ea
B72002	1972-76	red	234.99 ea
B72010	1972-76	white	234.99 ea
B72012	1972-76	dark blue	234.99 ea
B72013	1972-76	dark green	234.99 ea
B72017	1972-76	light saddle	234.99 ea



B69001



### Seville Grain Vinyl

**1959-60 Top Boots**

B63401	1959-60	black	224.99 ea
B63402	1959-60	bright red	224.99 ea
B63403	1959-60	light blue	224.99 ea
B63406	1959-60	aqua	224.99 ea
B63410	1959-60	white	224.99 ea
B63443	1959-60	dark aqua	224.99 ea
B63454	1959-60	red	224.99 ea

**1961-63 Top Boots**

B63543	1961	dark aqua	239.99 ea
B63502	1961-62	bright red	239.99 ea
B63512	1961-63	dark blue	239.99 ea
B63528	1961-63	off-white	239.99 ea
B63529	1961-63	metallic red	239.99 ea
B63559	1961-63	bronze	239.99 ea
B63501	1963	black	232.99 ea
B63506	1963	turquoise	232.99 ea
B63508	1963	blue	232.99 ea
B63510	1963	white	232.99 ea
B63524	1963	saddle	232.99 ea
B61039	1963	green	228.99 ea
B63554	1963	red	232.99 ea
B63565	1963	fawn	232.99 ea

**1964 Top Boots**

B64001	1964	black	232.99 ea
B64002	1964	red	232.99 ea
B64003	1964	blue	232.99 ea
B64006	1964	aqua	232.99 ea
B64010	1964	white	232.99 ea
B64023	1964	silver	239.99 ea
B64024	1964	saddle	232.99 ea
B64026	1964	fawn	232.99 ea
B64028	1964	off-white	239.99 ea

### Madrid Grain Vinyl

**1965-68 Impala and SS Top Boots**

B65017	1965	saddle	232.99 ea
B65065	1965-66	fawn	232.99 ea
B65001	1965-68	black	232.99 ea
B65002	1965-68	red	232.99 ea
B65003	1965-68	light blue	232.99 ea
B65006	1965-68	aqua/turquoise	232.99 ea
B65012	1965-68	dark blue	239.99 ea
B65015	1965-68	red (1970)	239.99 ea
B65029	1965-68	metallic red	239.99 ea
B65004	1966-67	bright blue	232.99 ea
B65010	1966	white	232.99 ea
B65005	1967	gold	232.99 ea
B65028	1967	off-white	232.99 ea
B65007	1968	parchment	239.99 ea
B65008	1968	medium blue	232.99 ea
B65009	1968	ivy gold	232.99 ea
B65025	1968	pearl parch	239.99 ea

**1969-70 Top Boots**

B69001	1969-70	black	232.99 ea
B69002	1969-70	red	239.99 ea
B69013	1969-70	dark green	239.99 ea
B69007	1969	parchment	239.99 ea
B69012	1969	dark blue	249.99 ea
B69014	1969	light green	239.99 ea
B69003	1970	light blue	239.99 ea
B69010	1970	white	239.99 ea
B69015	1970	red (1970)	239.99 ea
B69024	1970	dark blue	239.99 ea
B69044	1970	sandalwood	349.99 ea

**1971-76 Scissor Top Boots**

B571001	1971-76	black	224.99 ea
B571010	1971-76	white	214.99 ea
B571013	1971-76	dark green	224.99 ea
B571018	1971-76	dark saddle	239.99 ea
B571044	1971-76	sandalwood	224.99 ea
B571046	1971-76	jade green	224.99 ea

# Replacement Vinyl Tops



**OE AUTHORIZED**



## 1971-76 Convertible Top Bushing Set

A new set of top frame bushings may be all you need to make your convertible top operate as smooth as the day it was new.

ST012 1971-76..... 78.99 set

**OE AUTHORIZED**



## 1965-75 Convertible Top Pivot Bolts & Bushings

Reproduction of various convertible top components for 1963-75 convertible models. Available in upper and lower pivot bolts, top to frame shoulder bolts, plastic bushings and top upper cylinder bolt set.

C953692 1969-75 lower pivot bolt..... 10.99 ea  
C135551 1969-70 pivot bushing..... 9.99 ea  
C953693 1963-68 cylinder bolts..... 14.99 pr  
SB002 1969-70 plastic bushings..... 24.99 pr  
C953695 1963 plastic bushings..... 7.99 pr  
C953695 1968-70 plastic bushings..... 7.99 pr  
C953694 1968 top pivot bolts..... 9.99 set  
UCR001 1958-64 upper cyl rod bolts 15.99 set



CBK400

## 1958-64 Convertible Top Bolt Set

These nickel-plated hardware sets allow you to replace every bolt, screw, nut, bushing, grommet, etc., in your original convertible top frame. Each set contains detailed instructions, separately bagged, and labeled parts for easy to understand installation.

CBK402 1958..... 169.99 set  
CBK401 1959-60..... 179.99 set  
CBK400 1962-64..... 179.99 set



## 1962-76 Impala Vinyl Top

Quality reproduction of the OEM style vinyl tops manufactured using the correct grain vinyl offering the ultimate in originality. Each top is pre-cut to fit the roof section requiring only minimal trimming. Seams are sewn with Dacron bonded thread then dielectrically heat sealed which is correct in appearance and

quality. We offer a wide selection of years and colors to choose from. See the listings below for current availability concerning colors and styles. Replacing your original vinyl top will help bring your Impala back to showroom condition.

### 1962-64 Impala 2 Door Hardtop

B100301 black..... 261.99 ea  
B100310 white..... 261.99 ea  
B100313 green..... 339.99 ea  
B100337 bucskin..... 339.99 ea

### 1962-64 Impala 4 Door Hardtop

B100901 black..... 261.99 ea  
B100910 white..... 261.99 ea  
B100913 green..... 339.99 ea  
B100937 bucskin..... 339.99 ea

### 1965-66 Impala 2 Door Hardtop

B101401 black..... 261.99 ea  
B101410 white..... 261.99 ea  
B101413 green..... 339.99 ea  
B101437 bucskin..... 339.99 ea

### 1965-66 Impala 4 Door Hardtop

B103201 black..... 261.99 ea  
B103210 white..... 261.99 ea  
B103213 green..... 339.99 ea  
B103237 bucskin..... 339.99 ea

### 1965-66 Impala, Bel Air and Biscayne 4 Door Sedan

B102901 black..... 261.99 ea  
B102910 white..... 261.99 ea  
B102913 green..... 339.99 ea  
B102937 bucskin..... 339.99 ea

### 1966-67 Caprice 2 Door Hardtop

B103301 black..... 261.99 ea  
B1067-68 Impala 2 Door Hardtop  
B106701 black..... 261.99 ea  
B106710 white..... 261.99 ea  
B106713 green..... 339.99 ea  
B106737 bucskin..... 339.99 ea

### 1967-68 Impala Custom 2 Door Hardtop

B108301 black..... 261.99 ea  
B108310 white..... 261.99 ea  
B108313 green..... 339.99 ea  
B108337 bucskin..... 339.99 ea

### 1967-68 Impala 4 Door Hardtop

B107401 black..... 261.99 ea  
B107410 white..... 261.99 ea  
B107413 green..... 339.99 ea  
B107437 bucskin..... 339.99 ea

### 1967-68 Impala, Bel Air and Biscayne 2 and 4 Door Sedan

B105201 black..... 261.99 ea  
B105210 white..... 261.99 ea  
B105213 green..... 339.99 ea  
B105237 bucskin..... 339.99 ea

### 1969-70 Impala 2 Door Hardtop

B105001 black..... 261.99 ea  
B105010 white..... 234.99 ea  
B105013 green..... 339.99 ea  
B105037 bucskin..... 339.99 ea

### 1969-70 Impala Custom/Caprice 2 Door Hardtop

B108701 black..... 261.99 ea  
B108710 white..... 261.99 ea  
B108713 green..... 339.99 ea  
B108737 bucskin..... 339.99 ea

### 1969-70 Impala Custom 4 Door Hardtop

B108501 black..... 261.99 ea  
B108510 white..... 261.99 ea  
B108513 green..... 339.99 ea  
B108537 bucskin..... 339.99 ea

### 1969-70 Impala 4 Door Sedan

B108601 black..... 261.99 ea  
B108610 white..... 261.99 ea  
B108613 green..... 339.99 ea  
B108637 bucskin..... 339.99 ea

### 1971-72 Impala Custom 2 Door Hardtop

B601601 black..... 261.99 ea  
B601610 white..... 261.99 ea  
B601613 green..... 339.99 ea  
B601637 bucskin..... 339.99 ea

### 1971-72 Impala 2 Door Hardtop

B109301 black..... 261.99 ea  
B109310 white..... 261.99 ea  
B109313 green..... 339.99 ea  
B109337 bucskin..... 339.99 ea

### 1971-72 Impala, Bel Air & Biscayne 4 Door Hardtop and Sedan

B109101 black..... 261.99 ea  
B109110 white..... 261.99 ea  
B109113 green..... 339.99 ea  
B109137 bucskin..... 339.99 ea

### 1973-76 Impala Custom 2 Door Hardtop

B601701 black with center seam..... 261.99 ea  
B601710 white with center seam..... 261.99 ea  
B601713 green with center seam..... 339.99 ea  
B601737 bucskin with center seam..... 261.99 ea

### 1973-76 Impala 2 Door Hardtop

B109401 black with center seam..... 261.99 ea  
B109410 white with center seam..... 261.99 ea  
B109413 green with center seam..... 339.99 ea  
B109437 bucskin with center seam..... 339.99 ea

### 1973-76 Impala Custom 4 Door Hardtop and Sedan

B109201 black with center seam..... 261.99 ea  
B109210 white with center seam..... 261.99 ea  
B109213 green with center seam..... 339.99 ea  
B109237 bucskin with center seam..... 339.99 ea

### 1974 Impala 2 Door Hardtop

B602301 black with center seam..... 261.99 ea  
B602310 white with center seam..... 261.99 ea  
B602313 green with center seam..... 261.99 ea  
B602337 bucskin with center seam..... 261.99 ea

# Important Information Before Attempting to Install Sheet Metal!

## Regarding Minor Imperfections in Panels:

The sheet metal you receive may have scratches, dings, small dents and other minor imperfections which are considered normal sheet metal characteristics due to the nature of the product. These minor imperfections will be easily corrected during the filling, priming and sanding phase of your sheet metal installation. Classic Industries® does not consider dings, scratches, minor dents or other imperfections on the sheet metal to be defects in the panel nor are they considered damaged. All sheet metal panels will require some sort of preparation and manipulation during installation. Every panel that we sell is inspected and then carefully packaged to protect against damage that may occur during transit.



## Test Fit All Panels Prior to Paint and Installation:

Classic Industries® recommends test fitting all sheet metal panels prior to final paint and installation. Minor modifications including elongating mounting holes, adding additional shims, etc. are normal and may be necessary when installing sheet metal. It is important to note that hard driving conditions, like racing, can twist bodies and frames out of original tolerances. Poor body work from previous collisions can cause problems with the body structure that the panels are attached to. Some vehicles were manufactured with a unitized body (no frame) thus causing even the most minor accident to twist the body creating a situation that would cause sheet metal panel misalignments. Take into consideration that tolerances on classic vehicles are not nearly as exact as they are on modern vehicles. This is primarily due to the hand fitting of panels at the factory on most antique and classic cars as opposed to the robotics used in today's modern factories. All of these factors will affect the way your new reproduction sheet metal will install and fit on the car. There is really no such thing as a direct fit body panel when it comes to older vehicles.

## Returns and Defects:

Prior to returning any defective body panel or sheet metal item to Classic Industries®, please contact our customer service department. Classic Industries® will not replace a panel, nor will we be responsible for freight on returns should it be deemed that the panel is not defective. See policies for more information.

## For Best Results, Hire a Professional to Install the Panels:

Classic Industries® recommends that you hire a professional paint and body technician that has the skills, knowledge and experience necessary to install the new panels on your vehicle. A professional body technician will be able to prepare the panels for installation and repair any imperfections.

## When Welding Sheet Metal Products . . .

Save time when replacing sheet metal by using Classic Industries® new, innovative "Weld-Thru™" primed sheet metal products. Our all new coating process is designed to eliminate the unnecessary process of grinding or sanding the EDP coating off to ensure a solid and rust free weld. This "Weld-Thru™" primer requires minimal preparation and eliminates corrosion problems between overlapped panels and layered spot welds. It also minimizes heat zone problems, reduces panel distortion, and allows better penetration into the dense replacement steel to compensate for the older metal's impurities. Look for the "Weld-Thru™" logo when purchasing sheet metal products to save time during installation of weld-on sheet metal repair panels.



## Some Guidelines on EDP Coating

Many sheet metal products are delivered with a black electrophoretically deposited coating (EDP, or E-coat) for superior long-term corrosion protection, while others use a similar lacquer-based coating designed to provide protection for storage and shipping. Before panel installation, Classic Industries® recommends applying lacquer thinner with a shop towel to determine the type of coating. If the coating is removed by lacquer thinner, then it should be completely stripped from the product before any primer or paint is applied. If the lacquer thinner does not remove the EDP coating, it can simply be prepped, primed and painted without stripping.

## Classic Industries® The Restorer's Choice™

Count on the Classic Industries® Restorer's Choice™ symbol whenever purchasing reproduction parts and accessories. You can be sure that each and every product displaying this symbol is manufactured correctly to exact specifications and fits the way the factory intended. Products denoted throughout the catalog with this symbol are officially approved by Classic Industries® as a genuine restoration product. Look for the Restorer's Choice™ logo. The Classic Industries® symbol is your assurance of quality.



## Made in USA

Look for the "Made in USA" logo for products that are proudly manufactured in the United States.





# Outer Door Panels

**OE<sup>®</sup> AUTHORIZED**



B1792



B1792 - inner detail

## 1963-64 Two Door Complete Door Shell

Replace your damaged or rusted door shells on 1963-64 full size 2 door Chevrolet models with quality reproductions.

Note: Shipped truck freight.

B1792	1963	LH	.....	530.99	ea
B1791	1963	RH	.....	500.99	ea
B1794	1964	LH	.....	499.99	ea
B1793	1964	RH	.....	499.99	ea



13156

## 1961-64 Two Door Outer Door Skin

Reproduction door skin for 1961-64 Chevrolet full size 2 door models. Manufactured from heavy gauge sheet metal and feature original contours and proper slotting for the door handle and lock.

Note: Shipped double over-sea.

13156	1961-62	LH	.....	328.99	ea
13157	1961-62	RH	.....	328.99	ea
13142	1963-64	LH	.....	328.99	ea
13143	1963-64	RH	.....	328.99	ea



B1361

## 1991-94 Front Outer Door Skin

Reproduction outer door skins will replace existing rusted or damaged originals without the higher price of replacing the entire door shell.

Note: Shipped truck freight.

B1361	1991-94	LH	front	.....	107.99	ea
B1360	1991-94	RH	front	.....	107.99	ea



B13334



## 1961-64 Inner Door Bottom

These replacement steel panels are just what you'll need to get your full size Chevy's doors back into shape. They're manufactured with original gauge steel and will match your Chevy's door contours perfectly. These replacement panels will fit all 1961-64 two door hardtops and convertibles. Stop looking for hard to find replacement doors, repair your originals today! Made in USA.

B13334	1961-64	LH	.....	168.99	ea
B13335	1961-64	RH	.....	168.99	ea




732220L

## 1969-79 Two Door Lower Outer Door Skin

Replace the rusted lower outer door skin panel with this reproduction. Eliminates the need to replace the entire panel and will replace the rusted out lower portion. Approximately 10"-12" high.

732220L	1969-70	LH	.....	45.99	ea
732220R	1969-70	RH	.....	45.99	ea
733220L	1971-76	LH	.....	59.99	ea
733220R	1971-76	RH	.....	59.99	ea
734220L	1977-79	LH	.....	47.99	ea
734220R	1977-79	RH	.....	47.99	ea

Original appearance and quality.



4752350

OE<sup>®</sup> AUTHORIZED

Zinc-plated to prevent premature rusting.



7730079

## 1959-70 Front Door Latch Assembly

OE<sup>®</sup> quality reproduction door latch assemblies for Chevrolet 2 door full size models. Latches can wear out due to years of use. Replacing the latch can help the door to operate smoothly and correctly the way the factory intended. The finest manufacturing methods are employed offering a reproduction which is original in appearance and quality.

4752350	1959	LH	hdtp/conv.	.....	85.99	ea
4752349	1959	RH	hdtp/conv.	.....	85.99	ea
4786339	1960	LH	hdtp/conv.	.....	82.99	ea
4786338	1960	RH	hdtp/conv.	.....	82.99	ea
4807151	1961-62	LH	hdtp/conv.	.....	89.99	ea
4807150	1961-62	RH	hdtp/conv.	.....	89.99	ea
14026	1963-64	LH	hdtp/conv.	.....	89.99	ea
14027	1963-64	RH	hdtp/conv.	.....	89.99	ea
4484801	1965-66	LH	2 door	.....	69.99	ea
4484800	1965-66	RH	2 door	.....	69.99	ea
7730079	1968	LH	2 door	.....	73.99	ea
7730078	1968	RH	2 door	.....	71.99	ea
8800005	1969-70	LH	2 door	.....	66.99	ea
8800004	1969-70	RH	2 door	.....	66.99	ea

**OE<sup>®</sup> AUTHORIZED**

**GM**



T70760 - front view



T70759



G5814 - front view



G5814 - back view

## 1982-87 Door Latch Assembly

Reproduction and Genuine GM door latch assemblies for 1982-96 Chevrolet full size models. Manufactured to factory specifications for a proper fit and function.

OE<sup>®</sup> Authorized

T70760	1982-87	LH	front	.....	58.99	ea
T70759	1982-87	RH	front	.....	58.99	ea

Genuine GM

G5813	1991-96	LH	front	.....	181.99	ea
G5814	1991-96	RH	front	.....	161.99	ea



## 1965-81 Door Latch Screws

Correct replacement oval Phillips head door latch screws used on various GM vehicles from 1965-81. 1/4"-20 x 5/8". Cadmium-plated.

B12527	1965-81	6 piece	.....	3.99	set
--------	---------	---------	-------	------	-----



**GM**

## 1982-83 Door Latch Screw

Genuine GM replacement screw designed to hold the door latch to the door shell.

G1166	1982-83	.....	6.99	ea
-------	---------	-------	------	----

**OE<sup>®</sup>**

## 1969-76 Door Jamb Vent

Reproduction outer door jamb vent grill designed for 1969-77 full size Chevrolet models. Each grill is manufactured in injection molded ABS replicating the original in design, appearance, and fitment. Installs on the quarter panel door jamb area. Sold individually. 2 required per vehicle.

8728739	1969-76	.....	24.99	ea
---------	---------	-------	-------	----



# Door Components



## 1958-64 Door Latch Striker Plates

Reproduction door striker plates all 1958-64 models. Worn striker plates can interfere with the correct operation of your door. Fits front and rear doors for 2 and 4 door models. Pair includes LH and RH sides.  
CX1874 1958-60 OER\* ..... 37.99 pr  
152602 1963-64 OER\* Authorized 100.99 pr

**AUTHORIZED**



## 1958-60 Door Latch Striker Screw Set


Reproduction door latch striker screw set for 1958-60 full size and 1959-60 El Camino models. Sold in a 6 piece set. One set does 2 doors.  
TF400430 1958-60 all ..... 16.99 set



## 1965-90 Door Latch Striker

These are correct reproduction door strikers for 1965-76 and 1980-90 Impala and full size models. The door lock striker is installed on the door jamb for either the LH or RH door. 2 strikers required per vehicle.

8770193 1965-70 LH or RH ..... 12.99 ea  
A1009 1971-76 LH or RH ..... 9.99 ea  
8770193 1980-90 LH or RH ..... 12.99 ea



## 1965-90 Billet Door Striker

These custom billet aluminum door lock strikers mount in the door jamb area of the quarter panel and keep the door securely closed. These strikers are a direct replacement for 1965-70 and 1980-90 full size models. Each striker plate is machined from 6061-T6 billet aluminum and features a striker turned from 304 stainless steel for durability. 7/16"-14 thread pitch, 1" thread length, 1-1/4" striker length. Sold in pairs. Available in natural and black finishes.

Note: Will not work on 1971-79 models.

CB44101 1965-90 natural ..... 89.99 pr  
CB44102 1965-90 black ..... 89.99 pr



## 1967-90 Door Strikers

LG Billet USA 7/16"-14 door striker kit for early Chevrolet models. Made from 6061-T6 Billet aluminum. Includes 2 stainless-steel bolts with a 7/16"-14 thread pitch, 13/16" shank length and 1" thread length and 2 stainless steel striker plates. This door striker kit has been engineered and manufactured to have OEM-like fitment, an improved appearance, and to have outstanding durability. Sold in pairs.

### 1967-70 Impala

Plain Washer  
LG2019 1967-70 machined ..... 49.99 pr

Single Ring  
LG2020 1967-70 black ..... 64.99 pr  
LG2021 1967-70 machined ..... 59.99 pr

Double Ring  
LG2022 1967-70 black ..... 64.99 pr  
LG2023 1967-70 machined ..... 59.99 pr

### 1980-90 Caprice

Plain Washer  
LG2019 1980-90 machined ..... 49.99 pr

Single Ring  
LG2020 1980-90 black ..... 64.99 pr  
LG2021 1980-90 machined ..... 59.99 pr

Double Ring  
LG2022 1980-90 black ..... 64.99 pr  
LG2023 1980-90 machined ..... 59.99 pr



## 1971-76 Custom Door Lock Strikers

These are a custom 1/2" stainless steel versions of the door lock strikers that mount in the door jamb area of the quarter panel.

Plain Washer  
MD1024 1971-76 machined ..... 54.99 pr  
MD1030 1971-76 polished ..... 61.99 pr


Accented Washer  
MD1024A 1971-76 machined ..... 58.99 pr  
MD1030A 1971-76 polished ..... 74.99 pr



## 1965-86 Door Striker Plastic Washers

Reproduction of the door striker plate washers for 1965-86 full size models. These are the correct plastic washers installed behind the striker to allow you to adjust the striker without marring the paint. Sold in pairs.

F12370 1965-86 ..... 3.99 pr



## 1965-90 Door Striker Bolt Washer

OER\* reproduction door striker bolt shim manufactured in die-stamped steel and finished in clear zinc coating. Used to correctly position the door latch assembly for proper alignment with the door latch assembly. Use as required.

Slide-On Washers  
4469196 1965-70 1.25mm thick ..... 1.99 ea  
4469197 1965-70 2.00mm thick ..... 1.99 ea  
4469195 1965-70 4.00mm thick ..... 1.99 ea  
4469196 1980-90 1.25mm thick ..... 1.99 ea  
4469197 1980-90 2.00mm thick ..... 1.99 ea  
4469195 1980-90 4.00mm thick ..... 1.99 ea



## 1965-90 Door Striker Bolt Washer

OER\* correct reproduction threaded striker washer for 1965-90 Chevrolet full size models. The door lock striker washer is installed on the door jamb for either the right or left hand door. Sold individually. Use as required.

Thread-On Washer  
11500367 1965-70 3.50mm thick ..... 4.99 ea  
11500367 1980-90 3.50mm thick ..... 4.99 ea

# Door Components



## 1961-76 Front Upper Door Hinge

Sagging and worn door hinges can cause damage to doors, locks and hinge pillar sheet metal. Why go through the hassle of rebuilding when you can have new replacements?

K231	1961-64	LH or RH.....	89.99 ea
1706371	1971-76	LH.....	59.99 ea
1706370	1971-76	RH.....	59.99 ea



## 1961-76 Front Lower Door Hinge

Replace the lower door hinges on 1961-76 models listed below. Each hinge is designed to replace the original exactly.

K232	1961-64	LH.....	109.99 ea
K233	1961-64	RH.....	109.99 ea
9816926	1969-76	LH or RH.....	53.99 ea



## 1971-76 Billet Door Hinge Set

Ringbrothers billet door hinges are a resolution to an old problem. Designed to withstand the weight of the heavy doors, the Ringbrothers door hinges are a direct replacement for the stock hinges. They hold the bulky door in two locations with ball detents. They are machined from 6061-T6 billet aluminum for strength, durability and protected with black anodizing for surface resilience.

*Note: Modifications to vehicle are required in order to obtain proper fit.*

152799	1971-76	set of 4.....	849.99 set
--------	---------	---------------	------------



## 1958-60 Door Hinge Pin Repair Kit

Replacement door hinge pin kit for all 1958-60 full size models. Each pin includes two bushings and can be used on the upper or lower hinge.

C57E	1958-60	6 piece.....	6.99 kit
------	---------	--------------	----------



## 1961-64 Door Hinge Repair Set

Hinge repair sets provide a cost effective alternative to replacing the entire door hinge assembly. Complete set includes: 2 pins, 4 bushings, stop roller with pin and tension spring. Spring also available separately. One set repairs the upper and lower hinge on one door.

DHK400	1961-64	pins/bushings.....	23.99 set
4309544	1961-64	tension spring.....	3.99 ea



## 1968-76 Door Hinge Repair Set

Repair broken door hinges with these repair sets that include 4 hardened shoulder pivot pins and 8 sintered bronze bushings. Repairs 4 front door hinges. Sets include 4 pins and 8 bushings per set.

K401	1968	lower only.....	17.99 set
K402	1969-76	upper and lower.....	16.99 set



## 1969-81 Door Hinge Pin

Door hinge pins are a must during a rebuild! You can have quality pins delivered courtesy of Classic Industries®.

<b>Upper Hinge Pins</b>			
A1029	1969-81	front door.....	1.79 ea
A1029	1969-75	rear door upper.....	1.79 ea

<b>Lower Hinge Pins</b>			
G11398	1968	front door.....	2.99 ea
A1029	1969-81	front door.....	1.79 ea



## 1961-90 Door Hinge Bushing

Correct replacement bushings for 1961-85 Impala and 1966-90 Caprice models.

<b>Smooth Design - 11/32" L.D. 3/8" O.D.</b>			
9721917	1961-88	.....	.99 ea
<b>Ribbed Design - 11/32" L.D. 1/2" O.D.</b>			
A14553	1968-90	.....	.89 ea

**New!**




## 5/16"-18 x 1" Door Hinge to Body Bolt

Door hinge to body bolt for various Chevrolet full size models. Manufactured to OE specifications. Fits a wide variety of applications on 1961-75 models. Check your bolt specifications before ordering.

<b>5/16" - 18 x 1"</b>			
A5711K	24 piece set.....	21.99 set	
A5711	individual.....	.99 ea	

**New!**

**AUTHORIZED**



## 5/16"-18 x 1-1/4" Door Hinge Bolt Set

Reproduction door hinge bolt set upper and lower hinges. 5/16"-18 x 1-1/4" Hex washer head spin lock bolt finished in a black phosphate coating for an authentic original appearance and corrosion resistance. Available as a set of 24, or individually. Use as required.

<b>5/16" - 18 x 1-1/4"</b>			
A5713K	24 piece set.....	21.99 set	
A5713	individual.....	.99 ea	



## 1982-96 Lower Door Hinge Spring

OER® lower door hinge spring for 1982-96 Impala and Caprice. These springs are exact duplicates of the originals, right down coil count and tension.

20361482	1982	2 door.....	6.99 ea
20361482	1985-87	2 door.....	6.99 ea
20361482	1991-96	rear.....	6.99 ea

# Door Components

**NEW**



CM2084



C2377



CM2418

## 1958-70 Outer Door Handle Set

Reproduction outer door handle set for 1958-70 full size models. Manufactured with a high-quality triple chrome-plating for an authentic appearance. Each set includes: 2 outer door handles, 2 push buttons, gaskets, and mounting hardware.

CM2072	1958	Impala, all	191.99 set
CM2072	1958	B/A, 4 dr hdp, front	191.99 set
CM2072	1958	wagon, 4 dr, front	191.99 set
CX2088	1959	2 dr & El Camino	99.99 set
CM2082	1960	2 dr & El Camino	49.99 set
CM2083	1960	4 door front	49.99 set
CM2084	1960	4 door rear	49.99 set
C2377	1961-62	2 or 4 door front	49.99 set
CM2116	1961-62	4 door rear	49.99 set
C2378	1963-64	2 or 4 door front	54.99 set
CM2226	1963-64	4 door rear	49.99 set
C2377	1965-68	2 door front	49.99 set
CM2415	1965-68	4 door front	49.99 set
CM2416	1965-68	4 dr rear - one wagon	49.99 set
CM2418	1965-68	4 dr rear - wagon	71.99 set
CM2900	1969-70	2 door	49.99 set
CM2901	1969-70	4 door front	53.99 set
CM2902	1969-70	4 door rear	49.99 set



C2280

## 1960-68 Outer Door Handle Push Button Set

Replace your pitted original outer door handle push buttons with a quality reproduction that features high polished chrome and includes a new spring for easy installation. One set required per vehicle.

Push Button with O-Ring			
CM2085	1960	2 door	38.99 set
C2279	1961-62	2 door	9.99 set
C2280	1963-64	2 door	9.99 set
C2279	1965-68	2 door	9.99 set

Replacement O-Ring Only			
4156548	1958-67		2.99 ea



9827571

## 1970-75 Outer Door Handle

OEI® exterior door handles for 1970-75 full size models. Manufactured to factory specifications. Assembly including the chrome handle (6-3/8" long) the spring mechanism and gasket/escutcheon.

9827571	1970-75	LH	39.99 ea
9827570	1970-75	RH	39.99 ea

**NEW AUTHORIZED**



## 1976-80 Outer Door Handles

OEI® Authorized exterior door handles for 1976-79 Chevrolet full size models. Manufactured to factory specifications. A complete assembly including the chrome or black handle (5-5/8" long), mounting bracket and spring mechanism.

### Door Handle Pairs (Includes Hardware)

881405	1976	LH&RH	black	19.99 pr
881406	1976	LH&RH	chrome	19.99 pr
881407	1977-79	LH&RH	chrome	22.99 pr
881408	1981-90	LH&RH	black	19.99 pr
881409	1981-89	LH&RH	chrome	19.99 pr

### Individual Handles (Hardware Sold Separately)

20454213	1976	LH	black	9.99 ea
20454212	1976	RH	black	9.99 ea
K357	1976	LH	chrome	8.99 ea
K358	1976	RH	chrome	8.99 ea
20099251	1977-79	LH	chrome	12.99 ea
20099250	1977-79	RH	chrome	12.99 ea
15969376	1981-90	LH	black	8.99 ea
15969377	1981-90	RH	black	8.99 ea
20111713	1981-89	LH	chrome	10.99 ea
20111712	1981-89	RH	chrome	10.99 ea

### Hardware (1 Per Handle)

881404	1976-79		1.99 pr
881401	1981-90		9.99 pr



G3488



G3489

## 1991-96 Outer Door Handle

Genuine GM or reproduction outer door handles for 1991-96 Caprice models (except 1991 with LTZ package). Replace your faded or damaged door handles with these quality replacements. Fits front or rear doors.


### Reproduction

16627835	1991-96	LH	19.99 ea
16627834	1991-96	RH	19.99 ea

### Genuine GM

G3488	1991-96	LH	71.99 ea
G3489	1991-96	RH	71.99 ea

**NEW!**



## Smooth Door Handles

The handles can be modified to fit any door handle and adds a phenomenal look to your ride while delivering simple form and function. The handles are handcrafted in-house at Kindig-II Design.

### Paintable

KD750758	classic spoon style	594.99 set
KD480870	square style	594.99 set
KD789286	bar "straight" style	594.99 set

### Chrome

KD781606	classic spoon style	649.99 set
KD485958	square style	649.99 set
KD810918	bar "straight" style	649.99 set

# Door Components



L1100

## 1958-64 Outside Door Handle Guards

Protect your paint job by installing paint guards behind your outer door handles. These beautiful chrome guards mount behind your door handles with two screws and will keep your paint in the handle area from getting scratched.

CX1875	1958.....	34.99 pr
CX1876	1959.....	43.99 pr
L1100	1961-64.....	21.99 pr



## 1970-79 Outer Front Door Handle Escutcheon

Reproduction door handle gasket for 1970-79 full size models. This gasket inserts on the back of the outer door handle and acts as protection between the handle and the paint. Sold individually. 2 gaskets required for 2 door models.

982752	1970-79.....	4.99 ea
--------	--------------	---------



## 1961-64 Door Lock Rod with Clip

Reproduction 8" door lock knob rod for 1961-64 Chevrolet Impala 2 door hardtop and convertible models. This rod is manufactured to factory specs replicating the original 8" door lock rod. Includes retainer clip, knob not included.

B9259	1961-64	LH or RH.....	9.99 ea
-------	---------	---------------	---------



## 1971-90 Door Lock Rod Retaining Clip

OE<sup>R</sup>'s reproduction of the clip that retains the two inner door lock rods. This nylon clip joins the horizontal rod from the door latch with the vertical rod that the door lock knob screws on to. Sold individually. One required per door. Fits into a 1/16" hole and secures a 5/32" rod.

### Fits 5/32" Rod Diameter

K4013	LH	1/4" hole size.....	1.99 ea
A20675	RH	1/4" hole size.....	1.99 ea



## 1968-73 GM Door Latch Rod Clips

Reproduction door latch rod retaining clips designed for 1968-73 Chevrolet full size 2 and 4 door models. These clips secure the door release rod to the inner door skin. Clip snaps into the door and holds the rod that operates the door latch. Sold in a pair. Use as required.

7746988	1968-73	2 or 4 door.....	12.99 pr
---------	---------	------------------	----------



## 1958-96 Door Handle Rod Clip

Correct style spring steel rod clips for 1958-96 Chevrolet full size models. Sold individually. Use as required.

3998009	1958-96	.....	2.29 ea
A1013	1958-96	.....	1.49 ea
G11399	1958-96	Genuine GM.....	4.99 ea
7762203	1962-96	.....	2.79 ea



## 1965-72 Door Latch Mechanism Push Button Return Spring

OE<sup>R</sup>'s reproduction door handle push button lock spring. This spring is often broken after years of use. When the spring is broken, it will become difficult to lock, unlock and open the door of your vehicle.

9720761	1965-72	LH.....	4.99 ea
9720760	1965-72	RH.....	4.99 ea



## 1991-96 Rear Door Security Lock Lever

Keep your children safe in the back seat of your vehicle by replacing the broken or missing security lock actuator lever on the rear doors of 1991-96 Caprice and Impala SS models.

G11689	1991-96	LH.....	3.99 ea
G11690	1991-96	RH.....	10.99 ea

## 1982-96 Outer Door Handle Bumper

Reproduction door handle bumper is manufactured to factory specifications from correct rubber material to fit and function as original. This rubber bumper is designed to protect the sheet metal of the door where the outer door handle rests. 1 bumper required per handle.

4812932	1982-96.....	6.99 ea
---------	--------------	---------



## 1958-70 Door Handle & Lock Gaskets

Classic Industries<sup>®</sup> recommends replacing the door handle gaskets and lock gaskets when painting the vehicle or replacing the outer door handles. Each door handle gasket and lock gasket is die-cut for a perfect fit. Includes door handle gaskets and lock gasket for both LH and RH sides.

W2059	1958.....	7.99 set
W2073	1959.....	7.99 set
W2098	1960.....	7.99 set
W2145	1961-62.....	7.99 set
W2098	1963-64.....	7.99 set
W2145	1965-68.....	7.99 set
W2098	1969-70.....	7.99 set

# Lock Cylinder Sets



312335

**Set Includes:**

- ✓ Ignition ✓ Glove Box ✓ Trunk ✓ Door

## 1958-76 Ignition, Glove Box, Door, Trunk Set

Lock set designed to replace your ignition, door, glove box and trunk lock assemblies. Each set is supplied with "coded" cylinders and 2 precut keys which will fit the new door, ignition, glove box, and trunk lock cylinders. Locks are available with earlier style keys, or later style square or oval keys.

**Early Style Keys**

TK422	1958	long cylinder.....	74.99 set
TK423	1958	short cylinder.....	74.99 set
TK424	1961-62	long cylinder.....	59.99 set
TK425	1961-62	short cylinder.....	68.99 set
TK426	1963	long cylinder.....	68.99 set
TK427	1963	short cylinder.....	78.99 set
TK428	1964	long cylinder.....	68.99 set
TK429	1964	short cylinder.....	74.99 set
TK430	1965	.....	59.99 set
TK431	1966	.....	59.99 set
312332	1967	.....	54.99 set

**Late Style Keys**

TK337	1969-70	.....	68.99 set
312335	1971-76	.....	78.99 set



TK267



TK268

**Set Includes:**

- ✓ Ignition ✓ Door ✓ Trunk

## 1958-66 Ignition, Door, & Trunk Lock Set

Lock set designed to replace your ignition, door and trunk lock assemblies. Each set is supplied with "coded" cylinders and 2 precut keys which will fit the new door, ignition and trunk lock cylinders.

**Early Style Keys**

TK272	1958	long cylinder.....	59.99 set
TK273	1958	short cylinder.....	59.99 set
TK459	1959	long cylinder.....	78.99 set
TK488	1960	long cylinder.....	64.99 set
TK274	1961-64	long cylinder.....	51.99 set
TK275	1961-64	short cylinder.....	58.99 set
TK267	1965	.....	48.99 set
TK268	1966	.....	45.99 set



TK243

**Set Includes:**

- ✓ Ignition ✓ Door

## 1958-78 Ignition and Door Lock Set

Lock set designed to replace your ignition and door lock assemblies. Each set is supplied with "coded" cylinders and 2 precut keys which will fit the new door and ignition cylinders. Locks are available with earlier style keys or later style keys.

**Early Style Keys**

TK243	1958	flat pawl.....	44.99 set
TK160A	1958	long cylinder.....	41.99 set
TK457	1959-60	long cylinder.....	48.99 set
TK250	1961-64	flat pawl.....	58.99 set
TK160A	1961-64	long cylinder.....	41.99 set
TK143A	1965	.....	41.99 set
TK104	1966-67	.....	33.99 set

**Late Style Keys**

TK104A	1966-67	.....	28.99 set
TK106	1969-70	.....	35.99 set
TK219	1971-76	.....	31.99 set
TK106	1977-78	.....	35.99 set



TK246

**Set Includes:**

- ✓ Door ✓ Trunk

## 1958-94 Door and Trunk Lock Set

This lock set for your doors and trunk includes 2 door lock cylinders, trunk lock and 2 precut keys. Lock cylinder retainers which are used to hold the lock cylinder in place, and gaskets are also included. Locks are available with earlier style keys or later style keys.

**Early Style Keys**

TK246	1958	flat pawl.....	38.99 set
TK140	1958	long cylinder.....	39.99 set
TK140A	1958	long cylinder.....	41.99 set
TK486	1959	long cylinder.....	64.99 set
TK487	1960	long cylinder.....	54.99 set
TK246	1961-64	flat pawl.....	38.99 set
TK140	1961-64	long cylinder.....	39.99 set
TK140A	1961-64	long cylinder.....	41.99 set
TK135A	1965-68	long cylinder.....	34.99 set

**Late Style Keys**

TK135	1969-70	.....	29.99 set
TK410	1971-76	.....	35.99 set
TK135	1977-94	.....	29.99 set



TK178A

TK155

**Set Includes:**

- ✓ Glove Box ✓ Trunk ✓ Door

## 1958-70 Door, Glove Box, & Trunk Lock Set


This comprehensive set will allow you to replace all the major lock cylinders (door, glove box, and trunk) using just one precut key. The ignition lock is sold separately. Locks are available with earlier style keys or later style keys.

**Early Style Keys**

TK178A	1958.....	51.99 set
TK177A	1961-62.....	51.99 set
TK178A	1963.....	51.99 set
TK173A	1964.....	58.99 set
TK180A	1965-66.....	53.99 set
TK181A	1967.....	51.99 set
TK155A	1968.....	48.99 set

**Late Style Keys**

TK155	1969-70.....	44.99 set
-------	--------------	-----------



TK172A

**Set Includes:**

- ✓ Glove Box ✓ Trunk

## 1958-76 Glove Box and Trunk Lock Set

This lock set for your glovebox door and trunk includes glove box lock cylinder and catch, trunk lock and 2 precut keys. Locks are available with earlier style keys or later style keys.

**Early Style Keys**

TK172A	1958.....	32.99 set
TK460	1959.....	48.99 set
TK172A	1960.....	32.99 set
TK171A	1961-62.....	31.99 set
TK172A	1963.....	32.99 set
TK121A	1964.....	31.99 set
TK174A	1965-66.....	31.99 set
TK175A	1967.....	28.99 set
TK150A	1968.....	34.99 set

**Late Style Keys**

TK150	1969-76.....	29.99 set
-------	--------------	-----------

# Lock Assemblies



## 1958-82 Ignition Lock

Replace your original ignition lock assembly with these "coded" lock cylinders which include keys. Each set includes a cylinder assembly and the key which is pre-cut for fast installation. Locks are available with original style keys.

**Note:** \*1978 early design does not feature the retaining screw slot.

<b>With GM Logo on Key</b>	
TK161 1958-64	chrome..... 14.99 ea
TK158A 1965	chrome..... 12.99 ea
TK100A 1966-67	chrome..... 14.99 ea
TK102* 1969-78	chrome..... 21.99 ea
TK1005B 1987	black..... 22.99 ea

<b>Without GM Logo on Key</b>	
TK157 1958-64	chrome..... 9.99 ea
TK158 1965	chrome..... 9.99 ea
20071252* 1969-78	chrome..... 14.99 ea
19356477 1978-92	chrome..... 14.99 ea
609532 1987	black..... 10.99 ea
TK103 1978-92	chrome..... 16.99 ea



G1680



G3868

## 1969-86 Ignition Lock

Replace your original ignition lock assembly with these "coded" lock cylinders which include keys. Each set includes a cylinder assembly and the key which is pre-cut for fast installation. Locks are available with original style keys.

**Note:** \*1978 early design does not feature the retaining screw slot.

<b>ACDelco Replacement</b>	
G7648* 1969-78	with GM logo..... 33.99 ea
G1680 1978-92	chrome w/GM logo..... 32.99 ea
G1681 1987	black w/GM logo..... 48.99 ea
G7648 1991-96	w/SEO code 530H44Y4..... 33.99 ea
G3868 1994-96	without SEO keys..... 80.99 ea



## 1958-94 Trunk Lock

Replace your trunk lock cylinder with these correct replacement type cylinders. Each cylinder includes 2 pre-cut keys for easy and fast installation. Locks are available with original style keys.

TK112AR 1958	original key..... 19.99 set
TK461 1959	original key..... 28.99 set
TK112A 1960-68	original key..... 15.99 set
TK112 1969-94	late model key..... 14.99 ea



## 1962-67 Console Case Lock

Replace any glove box lock case, console door case or lock assembly with a reproduction. Cylinders are pre-coded and include a pair of original style keys. Available as a lock cylinder only, a case only, or lock cylinder with case.

TK146A 1962-64	cylinder w/o case..... 19.99 ea
TK169A 1965-67	cylinder w/case..... 21.99 ea
1380873 1960-67	case only..... 29.99 ea



## 1985-86 Door Lock Cylinder Retainer

If you're replacing your door lock cylinder it may be necessary to replace the retainer. This retainer holds the lock cylinder in the correct position.

EL80992 1959-60	9.99 pr
4879342 1961-64	2.99 ea
9728247 1965-85	2.99 ea



## 1958-86 Trunk Lock Cylinder Components

Genuine GM and reproduction trunk lock cylinder components for models.

<b>Cylinder Mounting Components</b>	
G1723 1977-80	cylinder pawl..... 5.99 ea
G1745 1958-96	return spring..... 2.99 ea

<b>Cylinder Tumbler Components</b>	
G11405 1962-70	tumbler spring..... .99 ea

## 1958-94 Door Locks

Replace your old outer door lock cylinders with these correct replacement type assemblies. Each pair of cylinders include 2 pre-cut keys for easy and fast installation. Lock cylinder retainers which are used to hold the lock cylinder in place, are not included (available separately). Locks are available with original style keys.

TK245 1958	flat pawl..... 37.99 pr
TK110A 1958	long cylinder..... 31.99 pr
TK456 1959-60	long cylinder..... 39.99 pr
TK252 1961-64	flat pawl..... 33.99 pr
TK110A 1961-64	long cylinder..... 31.99 pr
TK109B 1965-66	..... 29.99 pr
TK109A 1967-68	..... 20.99 pr
TK109 1969-70	..... 28.99 pr
TK1018 1971-76	..... 24.99 pr
TK109 1977-94	..... 28.99 pr



TK146

TK169A

1380873



## Remote Keyless Entry System

Remote keyless entry system from Electric Life. This simple system features two 4 button remote transmitters with designated lock and unlock buttons, and auxiliary channels for trunk release, power windows, remote start, or a multitude of other options. These systems will integrate with any vehicle equipped with factory or aftermarket power door locks.

EL95121	add-on alarm..... 85.99 ea
---------	----------------------------



EL95720

## Alarm and Remote Start Upgrade for Keyless Entry Systems

Universal add on alarm from Electric-Life. These alarms can be integrated with your current keyless entry system to create a full vehicle security system. The built-in lock/unlock outputs can be tied directly into the keyless entry system on nearly any vehicle. This is a great option for vehicles already equipped with a factory or aftermarket remote entry system.

EL95715	add-on alarm..... 92.99 ea
EL95720	add-on remote start..... 126.99 ea

# Lock Components



## 1958-70 Door Lock Pawl

Reproduction lever that mounts at the end of the door lock cylinder allowing the door latch assembly to be activated when the key is turned.

Note: Door lock pawls may not fit all models, check your original door locks for the correct style pawl your vehicle requires before ordering.

### 2 Door

#### Flat Style - Fits Original Locks

PR589 1958 LH or RH..... 7.99 ea  
PR589 1961-64 LH or RH..... 7.99 ea

#### Flat Style - Fits Modern Style "D" Shaft Locks

320102 1958 LH or RH..... 5.99 ea  
320102 1961-64 LH or RH..... 5.99 ea

#### U-Style - Fits Long Style Shaft

B9259P 1961-64 LH or RH..... 5.99 ea

#### Fits Short Style "D" Shaped Shaft

CL1114 1965-66 LH or RH..... 6.99 ea  
CL1101 1967-69 LH..... 4.99 ea  
CL1100 1967-69 RH..... 4.99 ea  
CL1113 1970 LH..... 5.99 ea  
CL1112 1970 RH..... 5.99 ea

### 4 Door

CL1107 1967 LH..... 6.99 ea  
CL1106 1967 RH..... 6.99 ea



## 1958-86 Door Lock Pawl Retainer

Door lock pawl retainer for 1958-86 Chevrolet full size models. Mounts at the end of lock cylinder firmly holding the pawl/lever in place.

Note: Check your original door locks for the correct style pawl your vehicle requires before ordering.

### 2 Door

#### Trident Style - Fits Original Locks

PR932 1958-64 LH or RH..... 3.99 ea

#### U-Style - Fits Long Style Shaft

PR6512 1958-64 LH or RH..... 2.99 ea

#### Flat Style - Fits Modern Style "D" Shaft Locks

GN10663 1958-86 LH or RH..... .99 ea



## 1959-64 Door Lock to Latch Rods

Reproduction door lock to door latch rods for 1959-64 Chevrolet full size models. This is the rod that connects the door lock pawl to the door latch assembly to be activated when the key is turned. Includes LH and RH lock rods and retaining clips.

B92591 1959-64 LH or RH..... 9.99 pr



## 1958-80 Lock Cylinder Gasket

OER® trunk or door lock cylinder gaskets for 1958-90 full size models. These EPDM rubber gaskets are manufactured to factory specifications for an authentic fit and appearance.

K940 1958-90 door - die-cut..... 1.69 ea  
4471426 1961-72 trunk - molded..... 5.99 ea  
K941 1961-81 trunk - die-cut..... 1.89 ea



## 1964-70 Tailgate Handle Cylinder Ring

Original style tailgate outer handle cylinder ring for 1964-70 station wagons.

G1740 1964-70..... 8.99 ea



## Ignition and Trunk Lock Key Cover

OEM key covers are produced to the exact configuration of the square and oval GM style keys. Available in blue, red, or gray.

TK332 red..... 3.49 set  
TK333 gray..... 3.49 set  
TK335 blue..... 3.49 set



## 1969-96 Ignition & Trunk Lock Key Cover

Protect your paint or other fragile items which may come in contact with your keys, with these inexpensive, slip-on plastic key covers. Each cover is produced to the exact configuration of the square and oval GM style keys. Available in black.

7839425 1969-96 square key cover..... 2.99 ea  
20364745 1969-96 oval key cover..... 2.99 ea



## 1958-68 Briggs and Stratton Style Key

These original 1958-68 Briggs and Stratton type GM keys are not pre-cut and may be purchased for the indicated years listed. Simply take these keys and your original keys to a locksmith or key shop, present your old key and have a new key cut-to-fit your lock cylinder.

K161	1958-66	ignition.....	1.99 ea
K162	1958-66	trunk.....	1.99 ea
G10255	1966	ignition.....	5.99 ea
K109	1967	ignition A.....	3.99 ea
K110	1967	trunk B.....	3.99 ea
K111	1968	ignition C.....	3.99 ea



## 1967-87 Genuine GM Replacement Key

These Genuine GM keys are not pre-cut and may be purchased for the indicated years listed. Simply take these keys and your original keys to a locksmith or key shop, present your old key and have a new key cut-to-fit your lock cylinder.

GN10665	1967	ignition A - 1969 style.....	1.99 ea
G4611	1967	trunk B - 1969 style.....	4.99 ea
GN10666	1968	ignition C - 1969 style.....	1.99 ea
GN10671	1968	trunk D - 1969 style.....	1.99 ea
G4606	1969	ignition E.....	3.99 ea
G4607	1969	trunk H.....	3.99 ea
G4609	1970	trunk K.....	3.99 ea
GN10665	1971	ignition A.....	1.99 ea
G4611	1971	trunk B.....	4.99 ea
GN10666	1972	ignition C.....	1.99 ea
GN10671	1972	trunk D.....	1.99 ea
G4606	1973	ignition E.....	3.99 ea
G4607	1973	trunk H.....	3.99 ea
G4609	1974	trunk K.....	3.99 ea
GN10665	1975	ignition A.....	1.99 ea
G4611	1975	trunk B.....	4.99 ea
GN10666	1976	ignition C.....	1.99 ea
GN10671	1976	trunk D.....	1.99 ea
G4606	1977	ignition E.....	3.99 ea
G4607	1977	trunk H.....	3.99 ea
G4609	1978	trunk K.....	3.99 ea
GN10665	1979	ignition A.....	1.99 ea
G4611	1979	trunk B.....	4.99 ea
GN10666	1980	ignition C.....	1.99 ea
GN10671	1980	trunk D.....	1.99 ea
G4606	1981	ignition E.....	3.99 ea
G4607	1981	trunk H.....	3.99 ea
GN10670	1983	trunk B.....	1.99 ea
GN10672	1985	trunk H.....	1.99 ea
GN10673	1986	trunk K.....	1.99 ea
GN10670	1987	trunk B.....	1.99 ea

Body Components



# Outer Door Mirrors

**OEM AUTHORIZED**



T70622

## 1958-72 Drop Head Peep Mirror

Reproduction drop head peep mirror for 1958-72 sedan models. Mounts to top edge of door frame. Features a chrome arm with a 3 or 4 inch mirror head.

T70622	1958-72	3" head	27.99 ea
T70623	1958-72	4" head	24.99 ea

**OEM AUTHORIZED**



B9061

3912201

## 1958-62 Outer Door Mirror

Correct reproduction mirrors for 1958-62 Chevrolet full size models. Mirrors include: hardware, gaskets, and instructions.

B9061	1958	LH/RH	plain	64.99 ea
B9062	1959-60	LH/RH	Bow Tie	53.99 ea
3912201	1961-62	LH/RH	Bow Tie	54.99 ea

**OEM AUTHORIZED**



## 1963-64 Bow Tie Outer Mirror

OER® correct reproduction outer door mirror featuring a ribbed neck and a Bow Tie logo cast into the rear of the mirror head. Each mirror includes the bracket, gasket, and mounting screws.

985878	1963-64	LH or RH	57.99 ea
--------	---------	----------	----------



3863609

B9114L

## 1965-67 Outer Door Mirror

Correct replacement mirrors for the 1965-67 full size models. Mirrors include: mounting bracket, gasket, and screws.

3863609	1965-66	LH	69.99 ea
3877975	1965-66	RH	69.99 ea
B9114L	1967	LH	56.99 ea
B9114R	1967	RH	56.99 ea



3914754C

## 1963-70 Door Mirror with Convex Glass

Correct style reproduction outer door mirror featuring convex glass. The convex glass helps eliminate the passenger side blind spot. Each mirror includes the bracket, gasket and mounting screws.

<b>Original Style Base and Bow Tie</b>			
985878C	1963-64	RH	77.99 ea

<b>Original Style Ribbed Base and Bow Tie</b>			
CM3006C	1968	RH	77.99 ea

<b>Original Style Ribbed Base</b>			
3914754C	1968-70	RH - convex	59.99 ea



**OEM AUTHORIZED**

**OEM Ribbed Style Base!**

## 1968 Bow Tie Outer Mirror

OER® correct reproduction outer door mirror with the correct Bow Tie logo engraved on the rear of the mirror. Each mirror includes the bracket, gasket, and mounting screws. Fits LH or RH.

<b>Original Style Ribbed Base</b>			
CM3006	1968	with Bow Tie	46.99 ea
3909197	1968	without Bow Tie	48.99 ea

<b>Replacement Style Smooth Base</b>			
CM3005	1968	with Bow Tie	39.99 ea



**OEM Ribbed Style Base!**

3914753

## 1968-70 Door Mirror

OER® replacement mirror for 1968 full size sport coupe and all 1969-70 full size models. Each mirror includes the bracket, gasket and mounting screws. Excellent replacement for 1971-77 models.

**Original Style Ribbed Base**

<b>Show Quality</b>			
3914753	1968-70	LH	48.99 ea
3914754	1968-70	RH	48.99 ea

<b>Replacement</b>			
3914753X	1968-70	LH	38.99 ea
3914754X	1968-70	RH	38.99 ea

<b>Smooth Base</b>			
CM3004	1968-70	LH	39.99 ea
CM3003	1968-70	RH	39.99 ea



A94101

A94102

## 1968-70 Clear Shot Door Mirrors

Clear Shot mirrors by Morris Classic Concepts can help with the common passenger side blind spot. The patented design eliminates the passenger side blind spot by allowing the mirror to be adjusted further in. They also have built-in tensioning screws that lock the mirror heads into place, to keep them from falling down. Mirrors feature original style ribbed bases. Includes mounting gaskets and hardware. Sold in pairs.

*Note: Round mirrors are both standard glass, 4-1/8" diameter, OE is 4-3/4". Rectangular mirrors are LH standard RH convex.*

A94101	1968	round mirrors	289.99 pr
A94102	1968-70	rectangular mirrors	289.99 pr



## 1967 Remote Door Mirror

OER® reproduction 1967 full size LH remote mirror assembly. Includes: the mirror, cable, interior chrome bezel, mounting bracket, gasket, and mounting screws.

3898857	1967	LH	184.99 ea
---------	------	----	-----------



## 1968 Remote Mirror

OER® reproduction 1968 full size models LH remote mirror assembly. Includes: the mirror, cable, mounting bracket, gasket, and mounting screws.

3921816	1968	LH	169.99 ea
---------	------	----	-----------

# Outer Door Mirrors



## 1971-72 Outer Door Mirror

Reproduction outer door mirror for 1971-72 Chevrolet full size models. Manufactured in quality die-cast zinc and features a chrome-plated finish that replicates the original in appearance and fitment. Mirror set includes: outer door mirror, gasket, bracket, and mounting hardware.

Note: This mirror uses a flat style bracket instead of studs on the mirror.

9826594 1971-72 LH or RH ..... 89.99 ea



## 1973-76 Outer Door Mirror

Reproduction outer door mirror for 1973-76 Chevrolet full size models. Manufactured in die-cast zinc- and chrome-plated matching the original in design, appearance, and fitment. This mirror mounts with 2 studs. If you don't want to drill holes in the door, refer to part number 9826594 that uses a flat bracket to mount the mirror. This mirror includes mounting hardware. Replaces original GM part #9414194.

9614194 1973-76 LH all models .. 89.99 ea  
9614194 1973-76 RH wagon only 89.99 ea



## Universal Outer Door Mirror

Ringbrothers universal billet rectangle and round side mirrors. Mirrors feature a custom milled finish. Rectangle mirrors feature an interchangeable red or natural accent tab and a slotted base for universal fitment. Includes hardware kit and gaskets. Sold in pairs.

CBS4601	natural	rectangle	.....	632.99	pr
CBS4602	black	rectangle	.....	659.99	pr
CBS4611	natural	round	.....	632.99	pr
CBS4612	black	round	.....	659.99	pr

## 1964-66 Remote Mirror Pivot Plate

This is a reproduction of the remote mirror pivot plate for 1964-66 full size Chevrolet models with a remote outside mirror.

CM2330 1964-66..... 41.99 ea



## 1991-94 Outer Power Door Mirror

Reproduction power door mirror for 1991-94 Chevrolet Caprice, Impala models. Perfect replacement - reverse engineered to look, fit, and function exactly like the original door mirror. Includes same mirror glass, housing, bracket, and technology as the original part that came on the vehicle. LH or RH sides. Sold individually.

955128 1991-94 LH..... 119.99 ea  
955129 1991-94 RH..... 119.99 ea



## 1995-96 Outer Door Mirror

Reproduction power and manual door mirrors for 1995-96 Chevrolet Caprice, Impala models. Manual LH side includes the cable for remote adjustment. LH or RH sides. Sold individually.

**Power Mirrors**

955172	1995-96	LH	.....	119.99	ea
955173	1995-96	RH	.....	119.99	ea

**Manual Mirrors**

955170	1995-96	LH	.....	79.99	ea
955171	1995-96	RH	.....	79.99	ea

# Outer Door Mirror Components



OER

## 1968 Mirror Inner Bezel

⚠

OER® reproduction remote mirror bezel. This bezel installs on the inner driver side door panel and holds the remote mirror knob carrier to the inside of the door.

3921833 1968..... 32.99 set

New!



OER

## 1970-77 Remote Mirror Bezel Retainer

⚠

OER® reproduction outer door remote mirror bezel retainer for 1970-77 full size Chevrolet models. Each retainer is manufactured to exact factory dimensions for an authentic replacement.

3927448 1970-77..... 10.99 ea



## 1963-72 Door Mirror Bracket Screw

⚠

Reproduction mirror mounting screw for 1963-72 full size models. Fits chrome or bullet mirrors. 8/32" thread.

9423325 1963-72 stainless steel..... .99 ea



## 1963-72 Door Mirror Bracket Screw

⚠

Correct screws used to mount the bracket to the outer door sheet metal. Two required per mirror.

11505323 1963-72..... .79 ea

New!



## 1963-72 Door Mirror Bracket Screw

⚠

Reproduction chrome screw designed to mount the outer door mirror to the door bracket on full size models. One required per mirror. Screw measures .89-32 x 3/4"

9423324 1963-72 chrome..... 1.99 ea



## 1971-75 Outer Door Mirror Rivet

⚠

Correct replacement rivet for 1971-75 outer door mirrors. Replaces GM #9420772. This rivet attaches the mirror bracket to the door.

G1103 1971-75 RH..... 3.99 ea



C636114

## 1965-66 Mirror Mounting Set

⚠

Reproduction standard (non-remote) mirror mounting set for 1965-66 full size models. Includes: correct reproduction mirror mounting bracket, gasket, and screws.

C636124 1965-66 LH..... 9.99 ea  
C636114 1965-66 RH..... 9.99 ea

OER RESTORATION



## 1968-70 Mirror Mounting Set

⚠

OER® reproduction standard (non-remote) mirror mounting set for 1968-70 full size models. Includes: correct reproduction mirror mounting bracket, gasket, and screws.

R355 1968-70 LH or RH..... 7.99 set

OER RESTORATION



## 1968 Remote Mirror Mounting Kit

⚠

OER® offers a complete installation kit to install a 1968 remote door mirror. Includes: correct reproduction mirror mounting bracket, gasket, and screw.

R318 1968..... 24.99 kit

OER



3821962

## 1963-72 Outer Mirror Bracket

⚠

OER® reproduction standard (non-remote) mirror mounting bracket for 1963-72 full size models. Fits LH or RH.

3821962 1963-64 with screw..... 8.99 ea  
K971 1968-72 without screw..... 6.99 ea

OER RESTORATION



3899859

## 1967-68 Remote Mirror Mounting Bracket

⚠

OER® reproduction 1967-68 remote mirror mounting bracket. Fits LH chrome remote mirrors.

3899859 1967..... 14.99 ea  
3921836 1968..... 16.99 ea



K994



K991

## 1963-72 Door Mirror Gasket

⚠

OER® reproduction standard (non-remote) mirror mounting gasket for 1963-72 full size models.

K994 1963-65 LH or RH..... 3.79 ea  
K991 1966-72 LH or RH..... 1.99 ea



3899860



3921835

## 1967-68 Remote Mirror Mounting Gasket

⚠

OER® reproduction 1967-68 remote mirror mounting gaskets. Fits chrome remote mirrors.

3899860 1967 LH..... 7.99 ea  
3921835 1968 LH..... 7.99 ea

New!



## 1971-77 Mirror Mounting Gasket

⚠

Reproduction exterior mirror mounting gasket for 1971-77 full size models with standard chrome mirrors. Each gasket is manufactured to factory specifications. Fits LH or RH side of the vehicle.

GN11442 1971-77 LH or RH..... 9.99 ea

New!



## 1980-85 GM Outer Door Sport Mirror Gasket

⚠

Reproduction outer door sports mirror gasket for 1980-85 Caprice and Impala models. Each outer door mirror gasket is manufactured in quality injection molded ABS replicating the original in design, fitment, and appearance. Will install on the LH or RH sides. Sold individually.

20157825 1980-85 LH or RH..... 9.99 ea

# Quarter/Patch Panels

New!

AEF AUTHORIZED



153831



153831 - rear edge detail view



153831 - fuel opening detail view

## 1962 Impala Full Quarter Panel

Reproduction full quarter panel for 1962 Chevrolet Impala 2 door hardtop models. Features the trunk ledge and fuel door opening. Does not include the door jamb area. Black EDP coated for rust and corrosion prevention.

Note: Shipped track freight.

153831	1962	LH	539.99 ea
153832	1962	RH	539.99 ea

AEF AUTHORIZED



B1069A



B1733A



B1733A side detail view

## 1963-64 Quarter Panel

Reproduction rear quarter panel for 1963-64 Chevrolet Impala, Bel Air, and Biscayne models. Each quarter panel is manufactured in quality stamped steel to original factory specifications featuring correct contours for an authentic appearance and fit. This panel features the correct fuel door opening and trunk ledge area same as original. Black EDP coating for rust and corrosion prevention.

Note: Not for use with Impala convertible models.

B1069A	1963	LH	469.99 ea
B1068A	1963	RH	469.99 ea
B1733A	1964	LH	440.99 ea
B1732A	1964	RH	440.99 ea

AEF AUTHORIZED



B8967



B8968



B8971



B8972



1667349



1667345



1667347

## 1965-76 Quarter Skin

Reproduction quarter repair panel for 1965-76 Chevrolet Impala, Bel Air, and Biscayne 2 door models. Each quarter skin is manufactured to factory dimensions in quality stamped steel replicating the original in appearance and fitment. An excellent option if you have rust, dents, or minor damage around the wheel well areas. The quarter skin extends to the top crease of the original quarter panel and is die-cut so it extends from the door jamb to the bumper area. Black EDP coating for rust and corrosion prevention.

Important: Does not include door jamb or sail panel.

Note: Shipped track freight.

B8967	1965	LH	227.99 ea
B8968	1965	RH	269.99 ea
B8969	1966	LH	252.99 ea
B8970	1966	RH	245.99 ea
B8971	1967-68	LH	346.99 ea
B8972	1967-68	RH	346.99 ea
1667349	1970	LH	221.99 ea
1667348	1970	RH	221.99 ea
1667345	1971-73	LH	196.99 ea
1667344	1971-73	RH	196.99 ea
1667347	1974-76	LH	196.99 ea
1667346	1974-76	RH	196.99 ea



732750L



732750R




732760L



733750L



733750R



733760L

## 1969-76 Lower Quarter Patch Panel

Replace the rusted out area of your lower quarter panel with our patch panels. The patch panel will eliminate the need to replace the entire quarter panel when only a small area is rusted. Fits 2 or 4 door models (may need to trim to fit 4 doors).

Note: Due to the difference in side marker lamps between the years, the side marker hole is not cutout. Shipped double oversize. \*Shipped track freight.

732750L	1969-70	LH	20" x 68"	134.99 ea
732750R	1969-70	RH	20" x 68"	134.99 ea
732760L*	1969-70	RH	20" x 90"	209.99 ea
732760R*	1969-70	RH	20" x 90"	209.99 ea
733750L*	1971-76	LH	20" x 63"	134.99 ea
733750R*	1971-76	RH	20" x 63"	134.99 ea
733760L*	1971-76	LH	24" x 89"	152.99 ea
733760R*	1971-76	RH	24" x 89"	152.99 ea



B12028



B12027

## 1958 Lower Rear Quarter Patch Panel

Panel patch repair section that fits on the lower rear section of the quarter panel. Includes offset flange allowing easier installation. See below for dimensions and availability.

Note: Shipped oversize.

B12028	1958	LH	8" x 37"	131.99 ea
B12027	1958	RH	8" x 37"	131.99 ea

# Wheelhouse and Trunk Panels



**EDP AUTHORIZED**



153740



153741



B17045A



B17044W

## 1962-66 Rear Wheelhouse

Reproduction complete rear wheelhouse for 1962-66 Chevrolet full size models except station wagon and convertibles. Each wheelhouse is finished in a rust preventative coating.

Note: Shipped double oversize.

### EDP Coated Wheelhouse Panels

153740	1962	LH	279.99 ea
153741	1962	RH	279.99 ea
B17045A	1963	LH	239.99 ea
B17044A	1963	RH	248.99 ea
B17040A	1964	RH	229.99 ea
B17046A	1965-66	LH	239.99 ea
B17047A	1965-66	RH	222.99 ea

### Weld-Thru™ Wheelhouse Panels

B17045W	1963	LH	279.99 ea
B17044W	1963	RH	234.99 ea
B17041W	1964	LH	254.99 ea
B17040W	1964	RH	254.99 ea

**EDP AUTHORIZED**



B73502

## 1965-66 Outer Wheelhouse Panel

Reproduction rear outer wheelhouses for 1965-66 models except wagons. These wheelhouses will also fit convertible models with modifications.

Note: Shipped double oversize.

B73502	1965-66	LH	86.99 ea
B73501	1965-66	RH	86.99 ea



**EDP AUTHORIZED**



B6845A



B6845W

## 1961-64 Rear Wheelhouse Brace

Reproduction rear wheelhouse box brace that attaches at the rear of the wheelhouse section on 1961-64 models. Each brace is painted with a rust preventative coating.

B6844A	1961-64	LH	EDP	44.99 ea
B6845A	1961-64	RH	EDP	44.99 ea
B6844W	1961-64	LH	Weld-Thru™	64.99 ea
B6845W	1961-64	RH	Weld-Thru™	64.99 ea



**EDP AUTHORIZED**



14755A



14755W

## 1963-64 Rocker Panel Brace

Reproduction wheelhouse to rocker panel brace for 1963-64 full size models. These braces are painted with a rust preventative coating and are manufactured like original for a perfect fit.

14754A	1963-64	LH	EDP	18.99 ea
14755A	1963-64	RH	EDP	18.99 ea
14754W	1963-64	LH	Weld-Thru™	23.99 ea
14755W	1963-64	RH	Weld-Thru™	23.99 ea

**EDP AUTHORIZED**



14776



14775

## 1963-64 Wheelhouse to Quarter Panel Brace

Reproduction wheelhouse to quarter panel brace for 1963-64 full size models. These braces include the rubber seal glued to it and are EDP coated for rust prevention.

14776	1963-64	LH	38.99 ea
14775	1963-64	RH	38.99 ea

**EDP AUTHORIZED**



153820



B1102I

## 1958-66 Trunk Filler Panel

Correct reproduction trunk filler panel that covers the area between the side trunk floor to the bottom of the quarter panel. This is a commonly rusted area that usually needs to be replaced. We recommend replacing this panel when replacing the trunk floor.

B7770	1958	LH	124.99 ea
B7771	1958	RH	124.99 ea
153820	1962	LH	85.99 ea
153821	1962	RH	85.99 ea
B11021	1963	LH	49.99 ea
B11022	1963	RH	49.99 ea
B11027	1964	LH	49.99 ea
B11028	1964	RH	49.99 ea
B73562L	1965-66	LH	59.99 ea
B73562R	1965-66	RH	59.99 ea

**EDP AUTHORIZED**



B17711A



B17711W

## 1963-64 Upper Rear Filler Panel

Reproduction upper filler panel for 1963-64 Impala/full size 2 door models. This filler panel mounts behind the back seat and features the lower rear window channel and extends to the trunk opening. Each panel is painted in a rust preventative coating.

Note: Shipped double oversize.

B17711A	1963-64	EDP	181.99 ea
B17711W	1963-64	Weld-Thru™	199.99 ea

**EDP AUTHORIZED**



## 1965-66 Impala Rear Upper Body Panel

Reproduction rear upper body panel that fits between the outer rear window and the trunk lid on 1965-66 Impala 2 door hardtop models only.

Note: Shipped oversize.

BM1103	1965-66	EDP	99.99 ea
--------	---------	-----	----------

# Trunk Lids

**OEFAUTHORIZED**



## 1963-65 Impala Trunk Lid

Reproduction trunk lid for all 1963-65 two or four door Impala, Bel Air, or Biscayne models. Each trunk lid is reproduction to original specifications, offering the finest replacement for your passenger vehicle.

Note: Shipped truck freight.

Part Number	Year	Model	Price
B1770	1963	Impala	380.99 ea
B1771A	1964	Impala	379.99 ea
B1772	1964	Bel Air, Biscayne...	533.99 ea
B1773	1965	Impala	699.99 ea

**OEFAUTHORIZED**




## 1962-64 Trunk Side Weatherstrip Channel

Replacement trunk weatherstrip side channels for all 1962-64 full size models. This weld in channel will replace the rusted out side channels where the trunk seal glues into. All sets feature a rust preventative coating.

Note: Item must be welded into place.

14738A	1962	EDP	159.99 set
14739A	1963-64	EDP	201.99 set
14739W	1963-64	Weld-Thru™	219.99 set



## 1961-64 Trunk Lid Torque Rods

Reproduction of the trunk hinge torsion springs for 1961-64 full size Chevrolet models. These torque rods are essential for keeping pressure on the hinge assemblies which will help keep the trunk lid open.

B9284	1961-64	hardtop/SEDAN	69.99 pr
152616	1961-64	convertible	73.99 pr



## 1970-81 Trunk Wire Gutter Clip

This spring steel clip is used to attach the trunk wire gutter to secure wires out of the way and provide a clean, tidy appearance. Sold in pairs.

152720	1970-81	full size	5.99 pr
--------	---------	-----------	---------



## 1958-96 Trunk Lid/Tailgate Bumper

Rubber stoppers for the trunk lid are essential for proper trunk alignment. We offer the bumpers listed below to help make your restoration complete!

Sedan, Coupe, Hardtop Models			
4721222	1958-69	5/16" thick	1.99 ea
4767559	1970-74	5/8" thick	2.99 ea
A4447	1969-75	1/2" thick	1.99 ea
10211204	1991-96	sedan	4.99 ea

Wagon Models			
4721222	1972	5/16" thick	1.99 ea
4767559	1970	5/8" thick	2.99 ea
A4447	1971-74	1/2" thick	1.99 ea



## 1991-96 Trunk Lid Hole Plug

Reproduction trunk lid drain hole plug for 1991-96 full size Impala and Caprice models. Manufactured from rubber as original, these install on the underside of the trunk lid.


20375991	1991-96	10mm	2.99 ea
----------	---------	------	---------



## 1962-64 Trunk Hinge Arms

Replacement trunk hinges for 1962-64 full size Chevrolet models. Replace your rusty, missing, or damaged original trunk hinges with these quality reproductions. For 1962-64 sedan, hardtop, and convertible models. Sold in pairs.

B9287	1962-64	hardtop - pair	99.99 pr
B9287	1962-64	sedan - pair	99.99 pr
B9287CV	1962-64	conv. - pair	154.99 pr



## 1962-64 Trunk Lid Hinges

Reproduction trunk lid hinges for 1962-64 full size Chevrolet models. These pieces feature correct torque rod mounting points and are painted with a rust preventative coating.

152600A	1962-64	EDP coated...	169.99 pr
152600W	1962-64	Weld-Thru™	194.99 pr

New!

OEFAUTHORIZED



## 1960-62 Billet Trunk Hinges

Set your ride apart with these high-quality billet aluminum trunk hinges from Eddie Motorsport. CNC-machined from solid aluminum for a vast improvement to the look of your trunk compartment. Nitrogen filled gas shocks and high-quality bushings provide smooth, reliable operation superior to that of stock hinges. Sold in pairs.

Note: Will not work on convertibles or models equipped with wheel tubs.

BH30008A	1960-62	matte black...	464.99 pr
BH30008B	1960-62	raw machined	424.99 pr
BH30008C	1960-62	bright polish...	464.99 pr



## 1963-64 Billet Trunk Hinges

Set your ride apart with these high-quality trunk hinges, CNC-machined from solid aluminum for a vast improvement to the look of your trunk compartment. Nitrogen filled gas shocks and high-quality bushings provide smooth, reliable operation superior to that of stock hinges. Sold in pairs.

BH30016A	1963-64	matte black..	464.99 pr
BH30016B	1963-64	machined.....	424.99 pr
BH30016C	1963-64	polished.....	464.99 pr



## 1991-96 Trunk Lid Release Solenoid

Get your power trunk release working properly again. We offer Genuine GM replacement solenoids for 1991-96 full size Chevrolet models.

G4077	1991-96	all.....	76.99 ea
-------	---------	----------	----------

# Trunk Floor Braces



## 1958 Rear Bumper Brace

Reproduction of the rear bumper brace for 1958 full size models. This brace is located directly in front of the rear bumper and is welded to the trunk floor and rear body panel. The brace is 56" wide and the rear body mounts bolt through the brace.

Note: Shipped oversize.

A9084 1958..... 378.99 ea



## 1960 Rear Trunk Floor Panel

Reproduction of the rear trunk floor section for 1960 models. This panel can be installed separately from the floor pan section if desired. Manufactured to exact specifications. Replaces original rusted out section.

Note: Shipped double oversize.

B11129 1960..... 186.99 ea



## 1962-64 Trunk Floor Cross Rail

Reproduction trunk floor cross rails for 1962-64 full size models except station wagons. This piece is welded to the rear underside of the trunk floor. Includes cage nuts and painted in a rust preventative coating. Fits all models except station wagon.

Note: Shipped double oversize.

153571 1962 Weld-Thru™..... 95.99 ea  
B6164 1963 EDP coated..... 79.99 ea  
153572 1964 Weld-Thru™..... 79.99 ea



## 1961-64 Upper to Lower Trunk Floor Brace

Reproduction upper trunk brace for 1961-64 full size Chevrolet models, except station wagons. These braces are welded to the underside of the upper trunk floor rear vertical wall, providing the upper rear fuel tank support. 2 required per vehicle. Made in USA.

B1739 1961-64 2 required..... 78.99 ea



## 1961-64 Upper Trunk Floor Outer Brace

Finally there are correct replacements for your 1961-64 full size Chevrolet upper trunk floor braces. The upper trunk floor braces are welded to the underside of the upper trunk floor, next to the inner wheelhouse. Fits both driver and passenger sides. Made in USA.

B14178 1961-64 2 required..... 138.99 ea



## 1965-70 Upper Trunk Floor Outer Brace

Reproduction upper trunk floor outer braces for 1965-70 full size Chevrolet models. These braces mount under the upper trunk floor at the outer edge, next to the wheelhouse. Each piece is painted with a rust preventative coating.

B1746A 1965-70 LH EDP..... 36.99 ea  
B1747A 1965-70 RH EDP..... 36.99 ea  
B1747W 1965-70 RH Weld-Thru™ 47.99 ea



## 1967-72 Trunk Pan Steel Floor Plug

OER's Authorized floor/trunk pan steel floor plug for 1967-72 Chevrolet full size models. Constructed from high-quality stamped steel with rust preventative EDP coating. Pre-punched tack weld hole.

1667194 1967-72 4-5/8" x 3-5/8"..... 2.99 ea



## 1965-70 Trunk Side Brace

Reproduction trunk side braces for 1965-70 full size models. These pieces fit on the underside of the trunk floor between the wheel wells and the fuel tank braces. Each brace is painted in a rust preventative coating.

B1720A 1965-70 LH EDP..... 34.99 ea  
B1721A 1965-70 RH EDP..... 34.99 ea  
B1720W 1965-70 LH Weld-Thru™ 44.99 ea  
B1721W 1965-70 RH Weld-Thru™ 44.99 ea



## 1958-60 Trunk to Wheelhouse Support

Reproduction trunk floor to wheelhouse support for 1958-60 Chevrolet full size models, except station wagons. 2 required per vehicle. Sold individually. Made in USA.

B1738 1958-60..... 49.99 ea

## 1971 Bel Air, Caprice, and Impala Trunk Floor Pan Access Plug

Reproduction trunk floor drain plug originally installed on 1971 full size models. Plugs are manufactured to factory dimensions and will replace the original damaged, rusted or worn out plug exactly.


9731275 1971 3/4" diameter..... 5.99 ea



## 1967-76 Trunk Pan Hole Plug

GM service replacement plug that is used on various places of the floor and trunk panels. Metal plug with rubber seal ring, fits 1" hole

G1439 1962-76..... 12.99 ea



## 1962-96 Rubber Trunk Floor Pan Plug

OER's trunk and body panel rubber plugs. Also used in other locations including tailgate, floor pans, lock and hinge pillars, etc. Used on various models throughout the GM line from 1962-96.

4805844 1962-96 3/4" i.d. hole..... 2.49 ea  
4805843 1965-78 1 1/16" i.d. hole..... 4.99 ea

# Trunk Floor Pans



**MPFR AUTHORIZED**

- Trunk floor assembly
- Forward shelf area
- Rear wheelhouses
- EDP coated or Weld-Thru™ coated


## 1963-64 Trunk Floor with Shelf Panel



A replacement trunk panel for all 1963-64 coupe and sedan full size models. This panel features the trunk floor assembly and includes the forward shelf area as well as rear wheelhouses. Each panel is painted with a rust preventative coating. This panel has the correct reinforcement ribbing with drain holes and is made to factory specifications. Not for use on convertible models.

*Important: Modifications needed for convertible models.  
Note: Shipped truck freight.*

14742A	1963	EDP coated.....	1899.99 ea
14742W	1963	Weld-Thru™ coated.....	2198.99 ea
1700HGWT	1964	Weld-Thru™ coated.....	2361.99 ea



**MPFR AUTHORIZED**

- Trunk floor assembly
- Reinforced ribbing and bracing
- EDP or Weld-Thru™ Coated

## 1965-66 Trunk Floor



Replacement trunk panel for 1965-66 full size models. This trunk floor features the correct reinforcement ribbing, bracing, and drain holes. Each trunk floor is finished in a rust preventative coating.

*Note: Shipped truck freight.*

14774A	1965	EDP coated.....	1039.99 ea
14743A	1966	EDP coated.....	924.99 ea
14774W	1965	Weld-Thru™ coated.....	1239.99 ea
14743W	1966	Weld-Thru™ coated.....	1199.99 ea



**MPFR AUTHORIZED**



B6263 - features trunk side drop-off extensions and rear tank strap brackets



## 1963-64 Full Trunk Floor Pans with Rear Brace & Side Extensions



When things start falling through the holes in your full size Chevrolet's trunk floor, maybe its time to replace it! This replacement steel panel is just what you'll need to get your trunk floor back into shape. It is manufactured with original gauge steel featuring side drop-off extensions and the rear cross brace. These replacement panels will fit 1963-64 full size models except wagons.

*Note: Shipped truck freight.*



B6263	1963	EDP coated.....	412.99 ea
B6263W	1963	Weld-Thru™ coated.....	599.99 ea
B6264	1964	EDP coated.....	569.99 ea
B6264W	1964	Weld-Thru™ coated.....	592.99 ea




## 1962-64 Trunk Floor Panel



This is a correct reproduction trunk floor panel for 1962-64 full size models. Manufactured in the USA with factory gauge steel and to original specifications, this trunk floor will replace the lower well area as well as the side pans.

*Note: Shipped truck freight.*

B6262A	1962	EDP coated.....	387.99 ea
B6262W	1962	Weld-Thru™ coated.....	537.99 ea
153152W	1962	Weld-Thru™ coated.....	419.99 ea
B13137	1963	EDP coated.....	558.99 ea
153114W	1963	Weld-Thru™ coated.....	491.99 ea
153153W	1964	Weld-Thru™ coated.....	419.99 ea



## 1961-70 Upper Trunk Floor Panel



This reproduction upper trunk floor panel covers the area from behind the rear seat back to the lower trunk floor between the wheelhouses.

*Note: Shipped truck freight. \*Shipped double oversize.*



B1740A	1961-64	EDP coated.....	388.99 ea
B1740B	1961-64	bare metal - Made in USA.....	518.99 ea
B1003A*	1965-70	EDP.....	79.99 ea
B1003W*	1965-70	Weld-Thru™.....	111.99 ea





# Trunk Floor Pans



## 1958-60 Trunk Floor Pan Sections



Reproduction trunk pans for 1958-60 Chevrolet models. Replace your old rusted out trunk pan with these high-quality factory specification reproductions. 1958-60 panels use a 1 piece center section and LH and RH sides. Made in USA.

**Note:** Shipped double oversize.

B7768	1958	LH 40" x 34"	171.99 ea
B7769	1958	RH 40" x 22"	171.99 ea
B7785	1959-60	LH section	171.99 ea
B7787	1959	RH section	171.99 ea
B7787A	1960	RH section	174.99 ea
B7786	1959	center section 39" x 20"	171.99 ea
B7786	1960	center section (must be used with B11129)	171.99 ea
B11129	1960	rear section	186.99 ea



## 1961-64 Trunk Floor Pan Sections



Reproduction trunk pans for 1961-64 full size Chevrolet models. We offer the center trunk pan section and the LH and RH extensions. Each panel is produced to exact specifications. Made in USA.

**Note:** Shipped double oversize.

B6514	1961-64	center section 28" x 39"	94.99 ea
B13280	1962-64	floor side LH	68.99 ea
B13281	1962-64	floor side RH	68.99 ea



## 1961-64 Trunk Well Panel



Reproduction trunk well panel for 1961-64 Impala models. This panel will replace the center section up to the top of the trunk panel. Features correct contours, drain openings, correct gauge sheet metal, and includes the gas tank mounting brackets. Finished in EDP coating for rust prevention.

**Note:** Shipped double oversize.

152626	1961-64		95.99 ea
--------	---------	--	----------




## 1963-64 Trunk Floor Outer Panel



Replace the rusted or damaged trunk floor outer panel on your 1963-64 full size Chevrolet. This replacement panel fits around the center well section of the trunk pan. Manufactured in steel.

**Note:** Shipped truck freight.

B1716A	1963-64		87.99 ea
--------	---------	--	----------




## 1965-66 Trunk Floor Pan Sections



Reproduction trunk floor pans for 1965-66 full size Chevrolet models. These pans weld into place to repair the rusted out sections of your trunk floor. The center section is 18" wide and the side panels are 26" wide. All sections extend from the upper trunk floor section to the rear body panel and are finished in a rust preventative coating.

**Note:** Floor pan plugs sold separately. Shipped truck freight.

B7772A	1965-66	LH	EDP coated	69.99 ea
B7773A	1965-66	center	EDP coated	59.99 ea
B7774A	1965-66	RH	EDP coated	69.99 ea
B7772W	1965-66	LH	Weld-Thru™ coated	105.99 ea
B7773W	1965-66	center	Weld-Thru™ coated	79.99 ea
B7774W	1965-66	RH	Weld-Thru™ coated	103.99 ea



## 1967-70 Trunk Floor Pan Sections



Reproduction trunk floor pan sections for 1967-70 full size Chevrolet models. These pans must be welded in place to repair the rusted out sections of your trunk floor. All sections extend from the base of the upper trunk floor section to mid-rise of the rear floor section. Made in USA.

**Note:** Shipped double oversize.

B777267	1967-70	LH section	98.99 ea
B777367	1967-70	center section 28" x 39"	98.99 ea
B777467	1967-70	RH section	98.99 ea



WARNING: Cancer and Reproductive Harm - www.P65Warnings.ca.gov

# Continental Kits

Add value to your restoration project with the ultimate dress-up accessory for your Impala, Bel Air, or Biscayne! Custom crafted and shipped direct to your door, the restoration professionals at Classic Industries® have assembled a variety of kits in your choice of factory original or extended bumper styles! Each set is constructed from heavy gauge steel and features an unconditional money back guarantee from the manufacturer! All chrome trim is made from a triple nickel process with a copper base to produce a deep blue luster sure to make your vehicle a show winner! Our sets also include the details other lower cost sets don't, such as: full facelift, steel back plates (which hides the tire from view inside the vehicle (except 1958 double bar sets), paintable steel or chrome-plated tire rings, attaching hardware, a tire carrier mechanism which supports full size spares, rubber trim, and

license plate brackets with lights on certain models! We offer the widest variety of choices to provide the true custom look you want, at a price that can't be beat! All sets include diagrams for installation.

**Important:** Sets do not include the following items: spare tire, wheel, emblems, or script. Due to the special order nature of these sets, they are not returnable. Each set must be prepaid.

**Note:** All non-chrome parts are shipped unfinished and must be painted to match desired body color. Continental kits are available in several styles to suit your needs. Classic Industries® offers your choice of open or closed facelifts as well as chrome or non-chrome tire bands. Please allow 10-12 weeks for delivery. Check the following descriptions or call one of Classic Industries® sales representatives to assist you with your order. Shipped truck freight.



CE1960C

## 1958-65 Double Bar or "Basket" Style

For those who refuse to settle for anything less than factory correct, we offer the basket style Continental kit which features an upper and lower horseshoe bar design utilizing two spacers and wraps around the spare while attaching to the original bumper on all models with the exception of the 1958-59 sets which include a new center bumper section. These bars are finished in triple nickel show chrome. Features a tilt back tire carrier mechanism with latch supports for your full size spare.

**Important:** 1958 and 1959 GM basket style models are available with solid facelifts only. All 1958-65 models below are available for 14" tire size only.

**Note:** \*3 piece bumper required. Shipped truck freight.

### Solid Facelift with Chrome Tire Band

		TRUCK
CE1958C	1958	3119.99 set
CE1959C	1959	3369.99 set
CE1960CC	1960	2340.99 set
CE1961CC	1961	2136.99 set
CE1962CC	1962	2368.99 set
CE1963CC	1963	2743.99 set
CE1964CC	1964	2569.99 set
CE1965CC	1965	2136.99 set

### Open Facelift with Chrome Tire Band

CE1960DC	1960	2340.99 set
CE1961DC	1961	2136.99 set
CE1962DC	1962	2243.99 set
CE1963DC	1963	2493.99 set
CE1964DC	1964	2493.99 set
CE1965DC	1965	2136.99 set

### Solid Facelift with Paintable Tire Band

CE1958D	1958	3118.99 set
CE1959D	1959	2748.99 set
CE1960C	1960	2136.99 set
CE1961C	1961	2118.99 set
CE1962C	1962	2118.99 set
CE1963C	1963	2368.99 set
CE1964C	1964	2368.99 set
CE1965C	1965	1993.99 set

### Open Facelift with Paintable Tire Band

CE1960D	1960	2136.99 set
CE1961D	1961	1993.99 set
CE1962D	1962	2118.99 set
CE1963D	1963	2368.99 set
CE1964D	1964	2368.99 set
CE1965D	1965	2136.99 set



CE1960A

## 1958-76 Extended Style

The extended style Continental kit moves the original bumper back and fills the resulting space with "gravel deflector pans" specifically designed to fit the body contours of your vehicle. Includes steel frame to bumper extensions, rubber trim, attaching hardware and a steel tilt back tire carrier mechanism (except 1961 models). Most sets offer a unique trunk locking system which helps eliminate vibration and adds stability.

**Important:** 1958-66 models available for 14" tire size only. 1974-76 available for 15" tire size only.

**Note:** Shipped truck freight.

### Solid Facelift with Chrome Tire Band

CE1958AC	1958	1569.99 set
CE1959AC	1959	1524.99 set
CE1960AC	1960	1569.99 set
CE1961AC	1961	1569.99 set
CE1962AC	1962	1569.99 set
CE1963AC	1963	1569.99 set
CE1965AC	1965	1569.99 set
CE1974AC	1974	1569.99 set
CE1975AC	1975	1569.99 set
CE1976AC	1976	1569.99 set

### Open Facelift with Chrome Tire Band

CE1958BC	1958	1569.99 set
CE1959BC	1959	1569.99 set
CE1960BC	1960	1569.99 set
CE1961BC	1961	1569.99 set
CE1962BC	1962	1569.99 set
CE1963BC	1963	1569.99 set
CE1965BC	1965	1569.99 set
CE1974BC	1974	1569.99 set
CE1975BC	1975	1569.99 set
CE1976BC	1976	1569.99 set

### Solid Facelift with Paintable Tire Band

CE1958A	1958	1422.99 set
CE1959A	1959	1422.99 set
CE1960A	1960	1422.99 set
CE1961A	1961	1422.99 set
CE1962A	1962	1422.99 set
CE1963A	1963	1422.99 set
CE1965A	1965	1422.99 set
CE1974A	1974	1422.99 set
CE1975A	1975	1422.99 set
CE1976A	1976	1422.99 set

### Open Facelift with Paintable Tire Band

CE1958B	1958	1422.99 set
CE1959B	1959	1422.99 set
CE1960B	1960	1422.99 set
CE1961B	1961	1422.99 set
CE1962B	1962	1422.99 set
CE1963B	1963	1422.99 set
CE1965B	1965	1422.99 set
CE1974B	1974	1422.99 set
CE1975B	1975	1422.99 set
CE1976B	1976	1422.99 set



## 1958 Continental Set "V" Emblem

Add that finishing touch to your continental set with this beautiful "V" emblem. This is a high-quality reproduction of the "V" emblem featured on 1958 Impalas with a V8 engine and a continental set.

CX16735	1958	29.99 ea
---------	------	----------



# Trunk Components



## 1958-72 Trunk Lock Handle Shaft

Correct replacement of the trunk lock cylinder to latch torque rod. This rod extends from the outer trunk lock cylinder to the inner latch assembly and allows the lock to engage when the key is turned.

CL2040	1958-67	1.49 ea
CL254	1968-72	1.99 ea

**GM AUTHORIZED**



## 1958-73 Trunk Latch

Reproductions trunk latch for 1959-73 Chevrolet full size models except wagons. Each latch is manufactured like original for perfect operation.

4753019	1959-70	24.99 ea
20291279	1971-73	29.99 ea



## 1977-81 Tailgate Latch

Genuine GM latch assemblies for 1977-81 station wagon models with right hand lower lock.

G1782	1977-81	211.99 ea
-------	---------	-----------



## 1991-96 Trunk Lid Latch

Correct replacement latch for 1991-96 on all models except station wagons.

G5836	1991-96	146.99 ea
-------	---------	-----------



## 1959-70 Trunk Latch Bolt Set

Reproduction trunk latch mounting bolt set for 1959-70 full size models. Manufactured to factory specifications featuring the correct integral serrated washers. Set includes 3 bolts.

153580	1959-70	4.99 set
--------	---------	----------



## 1962-76 Trunk Lid Catch

Reproduction trunk lid catch for all 1962-76 full size models. Manufactured to factory specifications and EDP coated for rust prevention.

152928	1962-70	19.99 ea
153852	1971-76	14.99 ea



## 1977-81 Luggage Compartment Pull Strap

Original style replacement pull strap for the luggage compartment on 1977-81 full size four door station wagon models.

G1718	1977-81	17.99 ea
-------	---------	----------



## 1964-68 Luggage Rack Pad Set

Correct reproduction luggage rack pad set for 1964-68 Chevrolet full size models.

RD2001	1964-68	5 piece set	49.99 set
--------	---------	-------------	-----------



## 1977-81 Luggage Compartment Hinge

Replacement hinge assembly for 1977-81 station wagon models. You can now replace faulty hinges for the luggage compartment with this Genuine GM part.

G1721	1977-81	1 required	50.99 ea
-------	---------	------------	----------



## 1965-75 Roof/Trunk Rack Well Nut

Roof rack/trunk lid mounting nut measures 1/4"-20. This is a special sealing nut designed for use on models originally equipped with a roof rack or trunk lid rack.

A13004	1965-75	use as required	2.99 ea
--------	---------	-----------------	---------



## 1962-76 Trunk Lamp Assembly

This assembly is used to replace the old or worn out trunk lamp on your 1962-76 full size vehicle. 1966-76 assemblies include lead wire.

CF23100	1962-65	40.99 ea	
111509	1966-67	with extension	45.99 ea
110895	1968-70	conv w/extension	47.99 ea
112003	1968-71	coupe w/extension	40.99 ea
36381	1973-76		45.99 ea

**GM**



## Universal Underhood or Trunk Lamp

Add an under trunk or hood light to your vehicle. Includes: bracket, bulb, internal switch, and wiring to install.

TF900114		29.99 ea
----------	--	----------



## 1958-83 Trunk Lamp Replacement Bulb

Correct replacement bulb for 1958-83 Impala models. Replaces the trunk lamp bulb on models equipped with a trunk lamp.

1003	1958-83	1.99 ea
------	---------	---------

**New!**



## 1963-67 Tailgate Window Crank Handle

Reproduction tailgate window crank handle for 1963-67 Chevrolet full size station wagon models. This is a brand new crank handle with the lock spring and nut to attach it to the lower housing. This is the handle only, must reuse your original handle base.

L18034	1963-67	chrome	109.99 ea
--------	---------	--------	-----------



## 1965-67 Tailgate Remote Control Clip

Correct replacement spring clip for 1965-67 station wagon models.

G11399	1965-67	1 required	4.99 ea
--------	---------	------------	---------

# Trunk Components

REM.



K79000B

## Jack Storage Bag

Handy jack and load rest bracket storage bag with snap lock. Produced with reproduction hoodstooth or crossfoot felt backed material. Fits original jack assembly. Made in USA.

K79000B aqua/black hoodstooth ..... 29.99 ea  
K79000A gray/black hoodstooth ..... 29.99 ea  
K79000K gray/black crossfoot ..... 29.99 ea



## 1962-81 Lug Wrench

Reproduction lug nut wrench and jack handle for 1962-81 Impala models. This wrench fits 3/4" Hex head lug nuts and also used to operate the tire jack.

K1088 1962-81 3/4" ..... 16.99 ea



## 1973-81 Jack Wrench Storage Sleeve

OER® reproduction storage sleeve for the wheel jack and wrench. Found on many GM vehicle models. Manufactured from rubber, this sleeve slides over the jack in the trunk and then secures the wheel lug nut wrench. Features the correct rib design as original.

9781956 1973-81 2-1/4" wide ..... 19.99 ea  
9781957 1973-81 2-3/4" wide ..... 21.99 ea



## 1965-74 Spare Tire Clamp Anchor Plate

Correct anchor plate for all 1965-74 models. This plate is used to secure the spare tire to the trunk.

20066400 1965-74 ..... 9.99 ea

9785616



## 1967-81 Spare Tire Hold Down Rod & Nut

Original style reproduction hold down bar and nut for all 1967-81 models.

Note: Cut the hold down rod as required.  
364993 1967-81 rod - 9-1/2" ..... 5.99 ea  
9785616 1967-81 wing nut ..... 4.99 ea

## 1965-69 Wagon Spare Tire Cover Bumper

Replace worn out spare tire cover bumpers with OER® reproduction rubber bumpers. For station wagon models.

4880572 1965-69 1 required ..... 3.99 ea




## Custom Trunk Mirror Set


Beautify your trunk compartment with these awesome mirror sets. These mirrors are made of 1/8" thick lightweight plastic that are professionally designed to fit perfectly to your factory trunk lid. All mirror sets are custom cut and include silicone, caulking gun, masking tape, and instructions for installation.

### 1958-96 Trunk Mirrors

M1514	1958	hdtp/conv	267.99 set
M1515	1959	convertible	267.99 set
M1516	1959	hardtop	267.99 set
M1517	1960	convertible	267.99 set
M1518	1960	hardtop	267.99 set
M1519	1961	hdtp/conv	267.99 set
M1520	1962	hdtp/conv	267.99 set
M1521	1963	hdtp/conv	267.99 set
M1522	1964	hdtp/conv	267.99 set
M1523	1965	convertible	267.99 set
M1524	1965	hardtop	267.99 set
M1525	1966	convertible	267.99 set
M1526	1966	hardtop	267.99 set
M1527	1967	convertible	267.99 set
M1528	1967	Impala	267.99 set
M1566	1967	Impala Custom	267.99 set
M1566	1967	Caprice	267.99 set
M1529	1968	convertible	267.99 set
M1530	1968	Impala	267.99 set
M1567	1968	Impala Custom	267.99 set
M1567	1968	Caprice	267.99 set
M1531	1969	convertible	267.99 set
M1532	1969	Impala	267.99 set
M1568	1969	Impala Custom	267.99 set
M1568	1969	Caprice	267.99 set
M1533	1970	convertible	267.99 set
M1534	1970	hardtop	267.99 set
M1535	1971	hdtp/conv	267.99 set
M1536	1994-96	sedan	267.99 set



1966 - RH rear cargo area cover shown installed.



## 1966 Wagon Rear Cargo Area Covers

This rear cargo area cover set is just what you need when restoring the interior of your 1966 station wagon. This set includes the pieces for the cargo area side panels. Made in USA.

PC1001	1966	black	373.99 set
PC1002	1966	red	373.99 set
PC1003	1966	light blue	373.99 set
PC1004	1966	bright blue	373.99 set
PC1006	1966	aqua	373.99 set
PC1010	1966	white	373.99 set
PC1065	1966	fawn	373.99 set

OER AUTHORIZED



52087149



## 1959-67 Raylon Loop Trunk Carpet

OER® Authorized trunk carpet for 1959-67 Impala, Bel Air, and Biscayne models. The same superior carpet offered for the passenger area. This superior Raylon blend loop carpet fits the whole trunk area. Made in USA.

Note: \*Please add 2 digit color code when ordering.

### 4 Piece Set

531212 1961-64 convertible ..... 159.99 set


### 3 Piece Sets

531162 1959-60 all ..... 173.99 set  
53116271 1959-60 all - brown ..... 104.99 set  
53116265 1959-60 all - fawn ..... 104.99 set  
531202 1961-64 hardtop ..... 115.99 set

### 1 Piece

53122101 1965 conv. - black ..... 115.99 ea  
53122105 1965 conv. - gold ..... 99.99 ea  
53122108 1965 conv. - med. blue ..... 108.99 ea  
520861 1965 hardtop ..... 115.99 ea  
520851 1966-67 conv. - lt. gray ..... 59.99 ea  
520871 1966-67 hardtop ..... 115.99 ea

New! REM.



TM223

## 1967 Trunk Mat

Quality vinyl trunk mat crossfoot or hoodstooth design pattern with felt backing including correct cutouts for a form fitting installation. These mats are offered with the jack pack and spare tire cover. Made in USA.


### Crossfoot Pattern

TM223 1962-64 hardtop ..... 68.99 ea  
TM224 1962-64 convertible ..... 94.99 ea  
TM225 1965 hardtop ..... 84.99 ea  
TM226 1965 convertible ..... 84.99 ea

### Hoodstooth Pattern

TM227 1966-67 hardtop ..... 78.99 ea  
TM228 1966-67 convertible ..... 78.99 ea

# Trunk Mats



## 1959-75 Full Size Trunk Mat

### GM Waffle Pattern

Reproduction GM waffle pattern trunk mat that covers the floor area of area indicated below for coupe or convertibles. This mat is made from OE style waffle pattern vinyl material and will match the original style correctly.

### Complete Sets

TM5171	1959	trim for conv ...	173.99 ea
TM5173	1960	trim for conv ...	173.99 ea

### Floor

TM5172	1959	trim for conv ...	78.99 ea
TM5170	1960	trim for conv ...	89.99 ea

### Rear Seat

TM10728	1959	rear seat.....	62.99 ea
TM10728	1960	rear seat.....	62.99 ea

### LH or RH Side

TM10726	1959	LH.....	62.99 ea
TM10727	1959	RH.....	62.99 ea
TM10726	1960	LH.....	62.99 ea
TM10727	1960	RH.....	62.99 ea

### Crossfoot Pattern

Reproduction crossfoot pattern trunk mat that covers the floor area of area indicated below. This mat is made from OE crossfoot pattern vinyl material and will match the original style correctly.

### Vinyl Mat

TM5083	1961	coupe.....	54.99 ea
TM5084	1961	convertible.....	78.99 ea
TM5077	1962-64	coupe.....	62.99 ea
TM5078	1962-64	convertible.....	78.99 ea
TM5081	1965	coupe.....	62.99 ea
TM5082	1965	convertible.....	62.99 ea

### Gray Herringbone Pattern


Reproduction herringbone pattern trunk mat that covers the trunk floor area. This mat is made from OE herringbone pattern and will match the original style correctly.

TM5062	1966-67	hardtop.....	62.99 ea
TM5062A	1966-67	coupe.....	82.99 ea
TM5063	1966-67	convertible.....	62.99 ea
TM5168	1968-70	hardtop.....	62.99 ea
TM5169	1968-70	convertible.....	62.99 ea

### Black & Aqua Herringbone

Each year is produced to fit the trunk pan to the exact dimensions of the original. Features the correct herringbone design in the aqua/black colored pattern offering a completely original appearance. Convertible models may require minor trimming around the rear convertible weight dampeners. These molded mats were standard on 1968-75 Impala models and available as an option on standard models.

Vinyl and Foamed Backed Vinyl			
B76005	1968	2 dr hardtop ....	58.99 ea
B76006	1968	convertible.....	56.99 ea
B76007	1969-70	2 dr hardtop ....	57.99 ea
B76009	1972-74	2 dr hardtop ....	64.99 ea
B76010	1975	2 dr hdp - Caprice	66.99 ea



- Gray and Black Crossfoot Trunk Mat
- Black and Aqua Houndstooth Material Trunk Mat
- Includes: Trunk Mat, Spare Tire Cover, and Jack Storage Bag



## 1961-67 Trunk Mat Kit

These trunk dress-up kits can help keep your trunk in the condition you want. The kits are produced with 3 individual components: the trunk mat, the spare tire cover and the jack storage pack. Each trunk mat features the original style crossfoot or houndstooth pattern in gray/black or houndstooth pattern in black/aqua. The mats are manufactured to fit the trunk pan exactly. Each die-cut trunk mat is produced from original factory patterns. The spare tire covers are produced in the same crossfoot or houndstooth material and can be ordered two ways. With the 14"/15" universal spare tire cover, or with a fiberboard spare tire cover. The fiberboard cover includes a stiff fiberboard support. These kits also include a jack storage bag produced in crossfoot or houndstooth material which is correctly sized to house the jack unit, bracket and wrench. These kits will truly help to organize the trunk area while keeping a clean and neat appearance.

### Gray and Black Crossfoot

#### Convertible

<b>With 14" or 15" Vinyl Type Spare Tire Cover</b>			
R81050A	1961	.....	133.99 kit
R81051A	1962-64	.....	132.99 kit
R81052A	1965	.....	139.99 kit

#### With Fiberboard Spare Tire Cover 14"

R81059C	1961	.....	149.99 kit
R81051C	1962-64	.....	147.99 kit
R81052C	1965	.....	155.99 kit

#### Hardtop

<b>With 14" or 15" Vinyl Type Spare Tire Cover</b>			
R81050B	1961	.....	111.99 kit
R81051B	1962-64	.....	124.99 kit
R81052B	1965	.....	139.99 kit

#### With Fiberboard Spare Tire Cover 15"

R81050D	1961	.....	127.99 kit
R81051D	1962-64	.....	140.99 kit
R81052D	1965	.....	155.99 kit

### Black and Aqua Houndstooth

#### Convertible

<b>With 14" or 15" Vinyl Type Spare Tire Cover</b>			
R81053A	1966-67	.....	133.99 kit
<b>With Fiberboard Spare Tire Cover 14"</b>			
R81053C	1966-67	.....	150.99 kit

#### Hardtop

<b>With 14" or 15" Vinyl Type Spare Tire Cover</b>			
R81053B	1966-67	.....	133.99 kit
<b>With Fiberboard Spare Tire Cover 15"</b>			
R81053D	1966-67	.....	150.99 kit



## 1962-64 Trunk Panel Protector Set

Beauty your trunk area and protect it at the same time with this all new precut protector set. Why spend big bucks having it professionally paneled when this precut set is designed to contour the trunk area. Panels can be covered with vinyl, cloth or even carpet to achieve whatever custom look you desire.

**Important:** Minor modifications and trimming will be required for installation.

Notes: Shipped double oversize.

CM53119	1962-64	.....	198.99 set
---------	---------	-------	------------



## Fiberboard Tire Cover

Reproduction style spare tire cover manufactured with the correct aqua/black houndstooth, gray/white herringbone or gray/white crossfoot patterns. Each tire cover is specifically designed for either a 14" or 15" spare. This cover offers a tight fit because of the stiff fiberboard support. These covers also include an elastic bottom to wrap around the spare tire cover. Recommended for use with the vinyl trunk mat. Made in USA.

<b>Aqua Houndstooth</b>			
K78007B	aqua/black	14" tire.....	48.99 ea
K78008B	aqua/black	15" tire.....	48.99 ea

<b>Gray Houndstooth</b>			
K78007A	gray/white	14" tire.....	48.99 ea
K78008A	gray/white	15" tire.....	48.99 ea

<b>Gray Herringbone</b>			
K78012A	gray/black	14" tire.....	59.99 ea
K78013A	gray/black	15" tire.....	59.99 ea

<b>Aqua Herringbone</b>			
K78017	aqua/black	14" tire.....	48.99 ea

<b>Gray Crossfoot</b>			
K78009A	gray/black	14" tire.....	48.99 ea
K78010A	gray/black	15" tire.....	48.99 ea



## Felt Backed Spare Tire Cover

Each cover is manufactured in a heavy vinyl material which includes a soft felt backing. This tire cover uses the houndstooth, herringbone, or crossfoot design popular in the early 1960's GM vehicles. Recommended for use with the vinyl trunk mat. Made in USA.

<b>Houndstooth</b>			
K78000A	1962-71	gray/white ....	31.99 ea

<b>Herringbone</b>			
K78011C	1967-70	aqua/black....	54.99 ea

<b>Crossfoot</b>			
UTC1415CF	universal	gray/black....	31.99 ea

# Rear Body Panels



## 1958 Rear Body Panel

Reproduction of the rear body panel for 1958 full size models. This panel will replace the damaged or rusted area under the deck lid and between the taillights. This panel measures 30" wide and includes the gas door shield housing and the trunk weatherstrip channel gasket. Hardtop or convertibles.

Note: \*Shipped double oversize.

A9083	1958	weatherstrip channel	115.99 ea
A9082*	1958	rear body panel	470.99 ea

OEER AUTHORIZED



## 1962-66 Rear Tail Panel

Replace the often rusted tail panel on your full size Chevrolet. These replacement panels fit below the trunk lid at the rear bumper and will fit all 1962-66 full size models. Manufactured with original gauge steel to match your Chevrolet's contours perfectly.

Note: Shipped oversize.

152650	1962	.....	119.99 set
B13153	1963	.....	79.99 ea
B13154	1964	.....	82.99 ea
152651	1965	.....	243.99 ea
152876	1966	.....	292.99 ea

OEER AUTHORIZED



## 1965-70 Tail Panel Brace

Replacement tail panel brace for 1965-70 full size models except station wagons. This panel mounts under the floor at the rear of the trunk to provide support for the rear trunk floor area. Finished in a rust preventive coating.

Note: Shipped double oversize.

B1090A	1965	EDP	146.99 ea
B1007A	1966-70	EDP	139.99 ea

OEER AUTHORIZED



## 1966 Impala and Caprice Taillamp Surround Repair Panel

Reproduction rear taillamp surround panel for 1966 Chevrolet Impala and Caprice models. Manufactured in stamped steel to original factory specifications featuring correct contours for an authentic appearance and fit. This panel is spot welded to the trunk opening area and helps fill the area above the taillamp assembly. Black EDP coating for rust and corrosion prevention.

Note: Will not fit station wagon models.

153865	1966	LH	34.99 ea
153866	1966	RH	34.99 ea




## 1962-64 Taillamp Mounting Panel

Replace rusted or damaged taillamp panels on your 1962-64 full size Chevrolet models, except wagons. These replacement panels fit between the quarter panel and the trunk lid opening. Manufactured in original gauge steel and will match your Chevrolet's contours perfectly.

Note: 1964 Bel Air and Biscayne models the quarter extension molding holes must be filled in.

153317	1962	LH	102.99 ea
153318	1962	RH	102.99 ea
B1744	1963	LH	69.99 ea
B1744W	1963	LH - Weld-Thru™	98.99 ea
B1745	1963	RH	69.99 ea
B1745W	1963	RH - Weld-Thru™	94.99 ea
B1712	1964	LH	57.99 ea
B1713	1964	RH	57.99 ea



## 1959 Rear Valance Panels

Reproduction lower rear valance panel for 1959 Impala, Bel Air, and Biscayne models. Each lower valance panel is manufactured in stamped steel to original factory specifications featuring correct contours for an authentic appearance and fit.

153767	1959	LH	229.99 ea
153768	1959	RH	229.99 ea
153769	1959	center	234.99 ea



## 1960-61 Impala Rear Valance Panels

Reproduction lower front valance panel for 1960-61 Impala models. Manufactured to factory specifications featuring original style contours and correct mounting points.

153772	1960	LH	234.99 ea
153773	1960	RH	234.99 ea
153776	1961	LH	234.99 ea
153777	1961	RH	234.99 ea



## 1959 Rear Valance Support Brackets

Replacement rear valance panel to body inner support brackets for 1959 Chevrolet full size models. These brackets secure the rear outer valance panels to the body. LH and RH.

Full Size Models

L18105P	1959	Impala	54.99 pr
L18105P	1959	Bel Air	54.99 pr
L18105P	1959	Biscayne	54.99 pr

Station Wagon Models

L18128P	1959	Brookwood	54.99 pr
L18128P	1959	Parkwood	54.99 pr
L18128P	1959	Nomad	54.99 pr

El Camino

L18128P	1959	all	54.99 pr
---------	------	-----	----------



## Trunk Refinish Kit

Spatter painting provides an economic alternative to painting your trunk the factory body color and will dramatically improve the appearance of your trunk area with the added benefit of protection from the elements. So if you're looking for a custom look in your trunk compartment, our trunk refinsh kit is just the thing for you. Includes: primer, base coat, spatter coat, and clear top coat.

Note: Ships ground only. No air shipment.

## Trunk Refinishing Kit

This kit contains: 2 cans of primer, 3 cans of spatter paint and 2 cans of clear top coat.

With Standard Gray Primer

K51490	black and gray	104.99 kit
K51491	black and aqua	104.99 kit
K51492	gray and white	109.99 kit

With Self-Etching Gray Primer

K51493	black and gray	109.99 kit
K51494	black and aqua	109.99 kit
K51495	gray and white	109.99 kit

## Trunk Refinishing Components

Need an extra can of a trunk refinishing component?

Primer Only - 20 oz. Cans		
K89576	standard gray primer	19.99 ea
K89560	self etching gray	17.99 ea

Base Coat Only - 20 oz. Cans

K89578	flat black	19.99 ea
K89581	dark gray	19.99 ea

Spatter Coat Only - 12 oz. Cans

K51496	black and gray	14.99 ea
K51499	black and aqua	14.99 ea
K51498	gray and white	14.99 ea

Clear Top Coat Only - 12 oz. Cans

K51497	clear top coat	15.99 ea
--------	----------------	----------

# Sheet Metal Tools



## Blaiircutter

When you don't have a lot of holes to make, Blaiircutters provide fast, accurate holes in materials up to 3/16" thick. Blaiircutters are annular cutter drills that cut around the edge of the hole and eject the center as a slug. Because they're hollow there's no dead zone as with twist drills. And unlike hole saws, that rip and tear through the material, they quickly give you a quality, virtually burr-free hole. Sold individually.

**Note:** D.O.C. = depth of cut. Arbors and Cutters sold separately.

**Arbor for 1/4" and Larger Cutters**  
13216 with pilot pin..... 14.99 ea

**Replacement Pilot Set**  
13217 3 piece..... 12.99 set

**Cutters 3/16" D.O.C.**  
132001 1/4"..... 11.99 ea  
132021 5/16"..... 26.99 ea  
132061 7/16"..... 18.99 ea  
132081 1/2"..... 22.99 ea  
132101 9/16"..... 21.99 ea  
132113 5/8"..... 23.99 ea



## Premium Spotweld Cutters

When you have a lot of spotwelds to remove, step up to the premium spotweld cutters for longer life in today's high strength body steels. These cutters have a heavier wall (.090") for extreme durability and two step geometry that splits the chips and helps clear them. Premium spotweld cutters have a fast cutting action and lasts for hundreds of spotwelds. They are for use in 3/8" or larger drill chunks. The spotweld cutters are available individually or in sets containing arbor, 3 cutters, your choice of 2 skip proof or 2 standard pilots.

**Spotweld Cutter Set**  
11096 w/skip proof pilot..... 44.99 set  
11082 w/standard pilot..... 41.99 set

**Arbor with Cutter**  
11093 skip proof..... 27.99 ea  
11094 standard..... 26.99 ea

**11093 Replacement Parts**  
11123 arbor..... 7.99 set  
11097 pilot - 3 piece..... 14.99 set  
111083 cutters - 3 piece..... 30.99 set

**11094 Replacement Parts**  
11122 arbor..... 15.99 ea  
11101 pilot - 3 piece..... 7.99 set  
111083 cutters - 3 piece..... 30.99 set



## Stick Lubricant

Ideal for all Blair hole cutters. Softer than standard stick lubricants, it provides superior adhesion to the tool and can be used in place of cutting fluids on ferrous and non-ferrous metals to increase tool life, improve cutting performance and easier slug removal.

11750 1.68 oz..... 12.99 ea



## Double-End Spotweld Cutter

Double-end spotweld cutters makes removing body panels fast and easy. Their hollow design cuts around the spotweld hardnesses so they don't affect tool sharpness. When one end becomes dull, simply unscrew the cutter and flip it over using the new teeth on the other end. An adjustable depth rod sets the tool so only the outer panel is cut, leaving the underlying panel undamaged.

13224 arbor w/cutter..... 14.99 ea  
13214 replace cutters - 3 pc 14.99 set  
13216 replacement arbor 14.99 ea  
13217 replace pilot - 3 pc 12.99 set



## Holcutter

Produce holes 3 times faster and cleaner than hole saws in sheet metal up to 1/8" thick and have dramatically extended tool life. Holcutters produce holes from 1/16" up to 3" diameter in sheet metal, rubber, gasket or fiber materials, and some plastics. Ideal for aftermarket installations, custom fabrication, trailers, or gauge installation. Arbor fits 3/8" drill chunks. Holcutters have a new patented Quad-Lead Thread System for quick cutter changes. Buy the set and save! Holcutter set includes: arbor, hex washer, extra pilot and the following sizes of cutters, 7/8", 1-1/8", 1-1/4", 1-3/8", 1-3/4", 2", and 2-1/2".

**Note:** D.O.C. = depth of cut. Arbors and cutters sold separately.

**Holcutter Set**  
140061..... 179.99 set

**Arbor for 3/8" and Larger Cutters**  
146091..... 37.99 ea

**Replacement Pilot**  
146101 3 piece..... 21.99 set

**Cutters 1/8" D.O.C.**  
146221 1/16"..... 13.99 ea  
146234 3/4"..... 13.99 ea  
146261 3/16"..... 13.99 ea  
146281 7/8"..... 13.99 ea  
146301 15/16"..... 14.99 ea  
146321 1"..... 23.99 ea  
146341 1-1/16"..... 15.99 ea  
146361 1-1/8"..... 14.99 ea  
146381 1-3/16"..... 16.99 ea  
146401 1-1/4"..... 21.99 ea  
146421 1-5/16"..... 15.99 ea  
146441 1-3/8"..... 21.99 ea  
146461 1-7/16"..... 17.99 ea  
146481 2-1/8"..... 21.99 ea  
146501 1-9/16"..... 25.99 ea  
146521 1-5/8"..... 17.99 ea  
146541 1-11/16"..... 17.99 ea  
146561 1-3/4"..... 25.99 ea  
146601 1-7/8"..... 21.99 ea  
146621 2"..... 40.99 ea  
146641 2-1/16"..... 42.99 ea  
146661 2-1/8"..... 27.99 ea  
146681 2-1/4"..... 29.99 ea  
146721 2-3/8"..... 29.99 ea  
146741 2-1/2"..... 55.99 ea  
146761 2-9/16"..... 48.99 ea  
146781 2-5/8"..... 49.99 ea  
146801 2-3/4"..... 49.99 ea  
146821 2-7/8"..... 39.99 ea  
146841 3"..... 42.99 ea



## Blair Cutter Set

### Antenna and Access Holcutter Set

**Note:** Each set includes: arbor, extra pilot drills and cutters as shown.

14003 3/8", 1" and 1-1/4"..... 60.99 set

### Rustproof Cutter Set

**Note:** Each set includes: arbor, three 1/2" cutters, pilot and extra pilot.

11081 with standard pilot - 11122..... 41.99 set

11095 with skip proof pilot - 11123..... 45.99 set

### Painless Dent Removal Access Hole Set

**Note:** Each set includes: arbor with standard pilot, extra pilot and cutters as shown.

11083 1/4", 3/8", 1/2", and 3/4"..... 48.99 set

## Rotabroach Cutter Set

Rotabroach annular cutters are ideal for sheet metal fabrication, painless dent removal and for cutting rustproofing access holes without clogging. Unlike hole saws and twist drills that push and tear through materials, these cutters will make hundreds of holes in steel, sheet metal or plastics up to 1/2" thick with no deforming of stock, jagged edges or out-of-round holes. Arbors for Rotabroach cutters fit 3/8" and 1/2" hand held drill chunks and use either spring loaded pilots or skip proof pilots which eliminate predrilling operations. Each set includes: arbor, Hex wrench, center punch, extra pilot, and a variety of cutters as listed.

**Note:** D.O.C. = depth of cut. Arbors and cutters sold separately.

### Rotabroach Cutter Set

11090 5/16", 3/8", 7/16", 1/2", 9/16", 5/8", and 3/4"..... 98.99 set

11092 8mm, 10mm, 12mm, 14mm, 16mm, 18mm, and 20mm..... 83.99 set

11091 7/8", 1", 1-1/8", 1-1/4", 1-3/8", and 1-1/2"..... 207.99 set

### Arbor for 3/8" and Larger Drill Chunks

11122 1/4" - 3/4" or 6mm - 20mm cutters with pilot pin..... 15.99 ea

11123 3/8" - 3/4" or 10mm - 20mm cutters with skip proof pilot..... 21.99 ea

### Arbor for 1/2" and Larger Drill Chunks

11007 1/2" - 1-1/2" cutters..... 35.99 ea

### 3 Pack Replacement Pilot

11121 pilot for 11122 arbor..... 7.99 set

11097 pilot for 11123 arbor..... 14.99 set

11628 pilot for 11007 arbor..... 19.99 set

## Rotabroach Replacement Cutters

Replacement cutters for Rotabroach cutter set. Available in a 3 pack or as individual cutters in a variety of sizes.

### 3 Pack Cutters 1/4" Depth of Cut for Use with 11122 Arbor Only

111003 1/4"..... 34.99 set

111043 5/16"..... 25.99 set

112063 6mm..... 19.99 set

### 3 Pack Cutters 1/4" Depth of Cut for Use with 11122 or 11123 Arbor

111083 3/8"..... 30.99 set

111123 7/16"..... 31.99 set

111163 1/2"..... 33.99 set

111203 9/16"..... 45.99 set

111243 5/8"..... 22.99 set

111283 11/16"..... 50.99 set

111323 3/4"..... 44.99 set

112103 10mm..... 25.99 set

112113 11mm..... 27.99 set

### Individual Cutters 1/2" Depth of Cut for Use with 11007 Arbor

11336 13/16"..... 21.99 ea

11340 7/8"..... 35.99 ea

11344 15/16"..... 22.99 ea

11348 1"..... 27.99 ea

11352 1-1/16"..... 33.99 ea

11356 1-1/8"..... 32.99 ea

112123 12mm..... 27.99 set

112133 13mm..... 30.99 set

112143 14mm..... 32.99 set

112153 15mm..... 39.99 set

112163 16mm..... 32.99 set

112173 17mm..... 44.99 set

112183 18mm..... 46.99 set

112193 19mm..... 47.99 set

112203 20mm..... 41.99 set

11360 1-3/16"..... 37.99 ea

11364 1-1/4"..... 34.99 ea

11365 1-5/16"..... 41.99 ea

11366 1-3/8"..... 44.99 ea

11367 1-7/16"..... 45.99 ea

11368 1-1/2"..... 37.99 ea

## The Filler Detective

The Filler Detective will find hidden body damage and body filler on a car, truck, or motorcycle. It will tell you where body filler is and how deep it is. This simple 1 button tool lights up and sounds when it detects body filler and features a visual alert with bright, daylight visible LEDs. The meter doesn't miss and it indicates exactly where the body filler is and includes a test plate to confirm accuracy. Never again wonder whether or not a vehicle has been in a wreck! The Filler Detective solves the mystery every time.

FDA0100 red ..... 79.99 ea



## EZ Rest Door Hanger

The EZ Rest door hanger enables a single person to quickly remove and/or install vehicle doors. The padded, removable side rails and plastic, ribbed base inserts allow for accurate positioning of the door. The easy on/off design quickly adapts to most floor jacks with removable saddle and 30mm (1.18") diameter saddle hole.

Note: Floor jack is not included.

S21870 ..... 179.99 ea



## Door Spring Tool

Compress spring for easy safe removal. Slides safely over spring. Constructed of heat treated, high carbon steel.

S21900 ..... 25.99 ea



## Door Hinge Adjuster Tool

You can now easily adjust the hinges without the aggravation of trying to align by eyesight with this handy tool. Specifically designed to help adjust the hinges so they help to align the door.

Y65800 ..... 52.99 ea



## Door Hinge Pin Popper

The ultimate solution for removing door pins fast. Drives out even stubborn hinge pins. Works on most GM vehicles with removable hinge pins. Includes pin puller to remove loosened pins.

S21835 ..... 43.99 set

# Body Tools

## Door Bushing Tool

If you've ever tried removing a door hinge bushing with just a regular punch, you know it's a hassle. This tool makes it easy to punch out bushings and align bushings when reinstalling. Offset design allows for easy access to all door hinges.

S21825 ..... 20.99 ea



## Door Aligning Bar

Finally, a convenient door aligning tool that will fit in your tool drawer! Features a Hex stub to use with a breaker bar and socket for additional leverage.

S21845 ..... 46.99 ea



## Pro Paint Gauge

The Pro Gauge is a device which measures paint thickness. Factory paint is usually four to five mils in thickness. By using the Pro Gauge you can determine if the vehicle has been repainted. For instance, you can take measurements of about 4.5 mil around the vehicle but the hood may read seven mils on the Pro Gauge. That tells you the hood has been repainted.

FG2437 ..... 84.99 ea



## Eliminator Rust Remover

Before touching up paint, you first must remove all rust, wax, and dirt or the rust will return and the paint won't adhere. This unique tool will scrub away all dirt, rust, and wax. The results are touch up paint adheres, seals and blends smoothly into the rest of the paint.

E3437 ..... 9.99 ea



## Spot Weld Chisel

Chisel tool to separate panels after the spot weld has been drilled out. Drive the blade with a hammer from the end or the side through the panel seam. Panels are separated without damage. The blade is sharpened on three sides, and offset for clearance.

Note: The sharpened edges will wear with use. Resharpen on a grinding wheel.

Y51900 ..... 15.99 ea



## Body Dent Removal Tools

The pull rod set includes: 4 pull rods with formed shank, 2 pick pulls with straight shank, straight edge and HS split point drill bit.

S20000 pull rods ..... 47.99 set



## Cleco Sheet Metal Fastener Kit

Everything you need to secure sheet metal panels during the fit and alignment stage. The pliers can be used with all standard spring loaded fasteners and clamps. The kit contains: one pair of Cleco pliers, twenty-five 1/8" Kwik-Lok Clecos and four side grip fastener clamps. Also available are individual components so you can add to your kit as necessary.

Complete Kit  
X9858 29 piece ..... 76.99 kit

Clecos

X9859 Cleco 1/8" ..... 1.99 ea

X9860 Cleco 3/16" ..... 1.99 ea

Side Grip Fastener Clamps

X9862 3/4" x 1" ..... 4.99 ea

Cleco Pliers

X9863 Cleco pliers ..... 14.99 ea



## Plugweld Pliers

These plugweld pliers make plug welding fast and easy. Panels won't separate and copper alloy pad prevents burn through, allows higher welding temperature and better penetration.

S23230 pliers ..... 43.99 ea

S23231 replacement pad ..... 14.99 ea



## Visc Grip Flange Pliers

Preparing panels with an offset flange will produce a clean, flush fit. Work on up to 18 gauge sheet metal without removing panels from the vehicle. The added feature of "Visc-Grip" locking pliers allows for better leverage. Available with your choice of 1/2" wide non-slip jaw or wider 1" clamping surface.

S23229 1/2" wide jaw ..... 45.99 ea

X9853 1" wide jaw ..... 41.99 ea



## Seam Buster HD Chisel

Easily separate spot welded or bonded panels. Save up to 15 minutes per panel replacement. Great for quarter panels, rocker panels and other pinch welded areas. Sharpened on two edges, the sharp end allows for penetration between panels and the side edge allows for side impact to drive the panels apart without damage. Made of super tough alloy steel. Cushioned handle absorbs shock.

S20015 straight ..... 34.99 ea

S20016 90 degree angle ..... 40.99 ea

S20017 air hammer ..... 56.99 ea



# Body Chemicals



## BlackTop Top Coat

BlackTop is a permanent, moisture cure, UV stable coating primarily used for top coating surfaces previously sealed with RustSeal or any other paint/primer application. BlackTop is a high-performance protective coating specifically formulated to withstand dulling and fading caused by prolonged sunlight exposure. BlackTop may be used alone as a resilient coating but offers the ultimate rust protection when used in combination with the RustSeal corrosion barrier coating as step 1. For the best stop rust and ultraviolet protection, first apply RustSeal to permanently seal the surface and then top coat with BlackTop for an incredibly tough and professional looking finish. Like RustSeal, BlackTop dries to a rock hard yet flexible coating that can be readily applied to chassis, coil springs, and lightweight panels. BlackTop also has high heat resistance and can be applied to almost all automotive applications except exhaust systems. BlackTop is intended as a final finish for parts that have been coated with RustSeal. BlackTop will retain its color and sheen even after repeated or prolonged exposure to direct UV light and will not degrade.

**Gloss Black**

KB8101	15 oz. nt. wt. aerosol.....	25.99 ea
KB8301	one pint.....	33.99 ea
KB8401	one quart.....	52.99 ea
KB8501	one gallon.....	194.99 ea

**Satin Black**

KB8102	15 oz. nt. wt. aerosol.....	25.99 ea
KB8302	one pint.....	33.99 ea
KB8402	one quart.....	52.99 ea
KB8502	one gallon.....	194.99 ea

**Flat Black**

KB8112	15 oz. nt. wt. aerosol.....	25.99 ea
KB8312	one pint.....	32.99 ea
KB8412	one quart.....	52.99 ea
KB8512	one gallon.....	171.99 ea



## Nu-Metal Epoxy Putty

NuMetal Epoxy Putty is an easy to use, two part putty that mixes like clay but hardens like steel! No complicated weighing or measuring required. NuMetal bonds, seals, fills, insulates, anchors, caulks and waterproofs. It cures without shrinking or sagging and can be drilled, tapped, sanded, primed and painted. NuMetal will not only stick to damp surfaces, but it will cure underwater! Available in black.

KB70003	1 pound	black	26.99 ea
KB70013	3.5 ounces	black	9.99 ea



## Frame and Chassis Coater Set

The KBS Frame Coater set is a quart sized, 3 step set that includes enough products to Klean, Blast and Seal a full size car or truck frame, or any 50 sq. ft. area with 2 coats of paint coverage. Each set includes: 1 qt. of KBS Klean (an industrial strength water based cleaner/degreaser), 1 qt. of KBS RustBlast (a powerful rust remover/metal etch), 1 qt. of RustSeal® (chemically bonds to bare metal to form a permanent, moisture resistant finish that is flexible, yet won't crack, chip, or peel), 1 pair of gloves, 2 brushes, and a stir stick. Detailed instructions included.

**KBS Frame Coater Set**

KB57001	3 step set	gloss black..	70.99 set
KB57002	3 step set	satin black..	70.99 set

## KBS All-in-One Chassis Coater Set

This complete set takes our popular Frame Coater set to the next level with the addition of a pint of BlackTop top coat for a permanent final finish which withstands dulling and fading caused by prolonged sunlight exposure and 8 oz. of our #1 thinner. Set includes: the KBS 3 step Frame Coater Set, plus 1 pint of BlackTop top coat, 8 oz. #1 thinner, 1 pair of gloves, 2 brushes, and 2 stir sticks.

KB575101	all-in-one set	gloss black	\$4.99 set
KB575102	all-in-one set	satin black..	88.99 set



## Repair Patch

The KBS Patch is an easy to use, UV/sunlight activated repair patch. The fiberglass reinforced polyester patch is perfect for making watertight, durable repairs on engine parts, decking, fenders, gas cans, drain pipes, water tanks, PVC pipes, plastics, Plexiglas, fiberglass, metal, wood, concrete and more. The KBS patch is waterproof, will not rot or rust, requires no mixing, can be drilled or tapped, sandable, and accepts paint in 1 hour. Sold in 2 different sizes. UV light available separately.

**Repair Patches**

KB70101	KBS patch	3" x 6"	17.99 ea
KB70102	KBS patch	6" x 9"	29.99 ea

## LED UV Flashlight

The KBS UV Light is a lightweight, handheld UV flashlight containing 51 Ultraviolet LED's for greater area coverage and is designed to cure the KBS Patch when sunlight is not feasible or available. The KBS UV Light includes batteries, features an aircraft aluminum alloy body and is water resistant.

KB70109	KBS patch	UV light.....	17.99 ea
---------	-----------	---------------	----------



01 - gloss black



02 - satin black



03 - silver



05 - gray



15 - galvanized steel

## Trunk and Floor Pan Repair Set

The KBS trunk and floor pan repair set allows you to restore your floor pan, trunk pan, or pickup truck bed back to new without producing any ugly weld seams. Our included step-by-step instructions make it easy and simple to use. After cleaning the area with KBS Klean (an industrial strength water based cleaner/degreaser), and KBS RustBlast (a powerful rust remover/metal etch), simply use the included BackBone reinforcing mesh and NuMetal epoxy putty to fill any small pin holes. Last, finish it off with a coat of RustSeal for a restored finish without any weld seams. Each set includes: 1 gal. KBS Klean, 1 gal. RustBlast, 1 qt. RustSeal, 1 lb NuMetal epoxy putty, 1 sq. yard BackBone Reinforcing Mesh, 8 oz. #1 Thinner, KBS paint spout, Nitrile gloves, mask, two brushes, stir stick, and complete and detailed instructions.

KB500103	gloss black.....	116.99 set
KB590203	satin black.....	116.99 set
KB590304	silver.....	116.99 set
KB590504	gray.....	116.99 set
KB591504	galvanized steel.....	116.99 set

# Fasteners/Clips/Bolts



A9480 A9756 10084 A784896



A3615 A15783 A11109 A11110

## Replacement Bolt

Replacement bolts sold on various GM vehicles. Black phosphate coated. Sold individually or in 10 piece sets.

### Individual

<b>Dog Point Tip with Free Spinning Washer</b>	
A9480 1/4"-20 x 1" .....	.89 ea
A876257 1/4"-20 x 1-3/16" .....	.89 ea
<b>Flat Tip with Free Spinning Washer</b>	
A9756 5/16"-18 x 1" with washer .....	.99 ea
<b>Pointed Tip with Hex Washer Head</b>	
10084 5/16"-18 x 3/4" .....	.99 ea
10362 5/16"-18 x 13/16" .....	.99 ea
A784896 5/16"-18 x 1" .....	.99 ea
<b>Dog Point Tip with Hex Washer Head</b>	
A3615 5/16"-18 x 3/4" .....	.99 ea
<b>Pointed Tip with Free Spinning Washer</b>	
A15783 5/16"-18 x 7/8" with washer .....	.99 ea
A11109 3/8"-16 x 1" with washer .....	.99 ea
A11110 3/8"-16 x 1-1/2" with washer .....	1.49 ea

### 10 Piece Sets

<b>Dog Point Tip with Free Spinning Washer</b>	
A9480K 1/4"-20 x 1" .....	7.99 set
A876257K 1/4"-20 x 1-3/16" .....	7.99 set
<b>Flat Tip with Free Spinning Washer</b>	
A9756K 5/16"-18 x 1" with washer .....	8.99 set
<b>Pointed Tip with Hex Washer Head</b>	
A784896K 5/16"-18 x 1" .....	8.99 set
<b>Dog Point Tip with Hex Washer Head</b>	
A3615K 5/16"-18 x 3/4" .....	6.99 set
<b>Pointed Tip with Free Spinning Washer</b>	
A15783K 5/16"-18 x 7/8" with washer .....	8.99 set
A11109K 3/8"-16 x 1" with washer .....	8.99 set
A11110K 3/8"-16 x 1-1/2" with washer .....	9.99 set



## Hex Head Bolt

Stainless steel 5/16" - 18 x 1" Hex head cap screw that has many uses for your project vehicle.

13355 5/16" - 18 x 1" .....	.49 ea
-----------------------------	--------



## Split Lock Washer

Grade 5 spring type split lock washer is zinc-plated steel. Sold individually.

A5720 1/4" split lock washer .....	.49 ea
A5722 3/8" split lock washer .....	.49 ea
A5723 7/16" split lock washer .....	.49 ea
A5724 1/2" split lock washer .....	.49 ea



## 5/16"-18 Weld Stud Set

Correct replacement 5/16"-18 x 1-18" weld studs used on various GM vehicles.

B11693 4 piece .....	4.99 set
----------------------	----------



## Square Pierce Nut Set

Correct replacement square nut inserts used on various GM vehicles. Fits 5/16"-18 bolts.

B10558 6 piece .....	7.99 set
----------------------	----------



## OE Square U-Type Clip Nuts

Correct square nut style U-clip nuts used on various GM vehicles. 10 piece set.

B11518 fits 5/16"-18 bolts .....	12.99 set
----------------------------------	-----------



## J-Type Clip Nut

Replacement J-clip nuts used on various GM vehicles.

<b>Individual</b>	
A5586 fits 1/4"-20 bolt .....	1.49 ea
3784845 fits 5/16"-18 bolt .....	1.79 ea
A5170 fits 3/8"-16 bolt .....	1.89 ea
<b>10 Piece Sets</b>	
A5586K fits 1/4"-20 bolts .....	13.99 set
A5170K fits 3/8"-16 bolts .....	17.99 set



## U-Type Clip Nut

Replacement U-clip nuts used on various GM vehicles.

<b>Individual</b>	
<b>U-Type Nut</b>	
5571 fits #8 screw .....	.89 ea
A2422 fits #10 screw .....	.99 ea
<b>U-Type Extruded Nut</b>	
3982098 fits 1/4"-20 bolts .....	1.29 ea
A8377 fits 5/16"-18 bolts .....	.99 ea
A1030 fits 5/16"-18 bolts .....	1.99 ea
A10055 fits 3/8"-16 bolts .....	1.29 ea
<b>10 Piece Sets</b>	
<b>U-Type Nut</b>	
A5571K fits #8 screw .....	8.99 set
A2422K fits #10 screw .....	9.99 set
<b>U-Type Extruded Nut</b>	
3982098K fits 1/4"-20 bolts .....	11.99 set
A8377K fits 5/16"-18 bolts .....	8.99 set
A10055K fits 3/8"-16 bolts .....	15.99 set



## High Torque U-Type Clip Nut

Correct high torque style U-clips used on various GM vehicles. Length is 5/16", center of hole to edge 5/16". Green phosphate coated.

A14526 fits #8 screw .....	.99 ea
R108 fits #8 screw - 10 piece set .....	8.99 set



## Thread Cutting Nut

Replacement thread cutting nuts used on various GM vehicles. Hex head and Hex washer head, zinc-plated. Mastic sealer washers sold separately.

### Individual

<b>Hex Head</b>	
A3400 1/8" stud size 1/4" Hex .....	.49 ea
A3401 1/8" stud size 5/16" Hex .....	.49 ea
<b>Hex Washer Head</b>	
SN3403 1/8" stud size .....	.49 ea
A8855 3/32" stud size .....	.49 ea
A2896 3/16" stud size .....	.49 ea
3405 1/4" stud size .....	.49 ea
A10733 5/16" stud size .....	.49 ea

### 10 Piece Sets

<b>Hex Head</b>	
A3400K 1/8" stud size 1/4" Hex .....	3.99 set
A3401K 1/8" stud size 5/16" Hex .....	3.99 set
<b>Hex Washer Head</b>	
SN3403K 1/8" stud size .....	3.99 set
A8855K 3/32" stud size .....	3.99 set
A2896K 3/16" stud size .....	3.99 set
A3405K 1/4" stud size .....	3.99 set
A10733K 5/16" stud size .....	3.99 set



## Round Push-On Flat Nut

Replacement push-on round flat nuts used on various GM vehicles.

<b>Individual</b>	
A8863 fits 1/8" stud size .....	.69 ea
WA300 fits 5/32" stud size .....	.69 ea
A8865 fits 3/16" stud size .....	.69 ea
<b>10 Piece Sets</b>	
<b>Individual</b>	
A8863K fits 1/8" stud size .....	5.99 set
WA300K fits 5/32" stud size .....	5.99 set
A8865K fits 3/16" stud size .....	5.99 set
<b>36 Piece Set</b>	
748707 fits 1/8" stud size .....	12.99 set

# Fasteners/Clips/Bolts



## Peri-Keps Hex Nut

Correct replacement self-locking Peri-Keps nuts used on various GM taillight housings, 1/4" panel extensions and #14 stud taillights. 7/16" Hex with 7/8" o.d. toothed washer. 10 piece set.

B12030K fits #14 stud size..... 12.99 set



## Serrated Self-Locking Hex Nut

Correct replacement self-locking nuts used on various GM vehicles. Zinc-plated.

**Individual**  
A14873 #10-24..... 69 ea  
A14874 1/4-20..... 89 ea

**10 Piece Sets**  
A14873K #10-24..... 4.99 set  
A14874K 1/4-20..... 5.99 set



## Standard Hex Nut

Standard replacement Hex nut used on various GM vehicles. Zinc-plated.

**Individual**  
A3545 3/8"-16..... 89 ea  
A3547 7/16"-14..... 39 ea

**10 Piece Sets**  
A3545K 3/8"-16..... 2.99 set  
A3547K 7/16"-14..... 2.99 set



## Push-On Flat Nut

Replacement push-on flat nuts used on various GM vehicles. Black phosphate coated.

**Individual**  
A2098 fits 1/16" stud size..... 59 ea  
A2100 fits 3/32" stud size..... 59 ea  
A2099K fits 1/8" stud size..... 4.99 set  
A2102 fits 5/32" stud size..... 59 ea  
A2103 fits 3/16" stud size..... 59 ea  
A3138 fits 5/16" stud size..... 59 ea

**10 Piece Sets**  
A2098K fits 1/16" stud size..... 4.99 set  
A2100K fits 3/32" stud size..... 4.99 set  
A2099K fits 1/8" stud size..... 4.99 set  
A2102K fits 5/32" stud size..... 4.99 set  
A2103K fits 3/16" stud size..... 4.99 set  
A3138K fits 5/16" stud size..... 4.99 set



## Barrel Nut

Replacement barrel nuts used on various GM vehicles.

**Individual**  
**For 1/8" Emblem Stud**  
A13964 fits 11/64" hole - nylon..... 79 ea  
MM2267 fits 5/32" hole..... 69 ea  
11293 fits 3/16" hole with sealer..... 69 ea  
5195 fits 1/4" hole..... 79 ea  
**For 5/32" Emblem Stud**  
8545 fits 7/32" hole..... 69 ea

**10 Piece Sets**  
**For 1/8" Emblem Stud**  
A13964K fits 11/64" hole - nylon..... 6.99 set  
MM2267K fits 5/32" hole..... 5.99 set  
11293K fits 3/16" hole with sealer..... 5.99 set  
5195K fits 1/4" hole..... 5.99 set  
**For 5/32" Emblem Stud**  
8545K fits 7/32" hole..... 5.99 set



## External Tooth Lock Washer

Correct style external tooth lock washers used on various GM vehicles. Zinc-plated.

**Individual**  
A5254 1/4" i.d..... 39 ea  
A5256 3/8" i.d..... 39 ea  
A5257 7/16" i.d..... 39 ea  
A5258 1/2" i.d..... 39 ea  
A16676 5/8" i.d..... 39 ea

**10 Piece Sets**  
A5254K 1/4" i.d..... 2.99 set  
A5256K 3/8" i.d..... 2.99 set  
A5257K 7/16" i.d..... 2.99 set  
A5258K 1/2" i.d..... 2.99 set  
A16676K 5/8" i.d..... 2.99 set



## Mastic Sealer Washer Set

Replacement mastic sealer washers used to seal emblem studs and molding clips to the body on various GM vehicles. Use with molding nuts and thread cutting nuts.

B11245K 7/16" 25 piece..... 3.99 set  
B11445K 1/2" 25 piece..... 4.99 set  
B11248K 5/8" 20 piece..... 3.99 set  
B13742K 3/4" 12 piece..... 4.99 set  
B11280K 1-3/4" 4 piece..... 3.99 set



## Screw Type Push-In Retainer Clip

Replacement type push-in retainer clip used on various GM vehicles. Phillips screw type with closed end. Head diameter 11/16", stem length 7/8".  
A1027 nylon black..... 1.29 ea



## Tapping Screw

These reproduction screws can be used on many applications where a Phillips pan and Hex head tapping screw is needed.

10182 1" black oxide..... 89 ea  
3079 1" zinc..... 89 ea  
41483 1" chrome/set of 4..... 2.99 set  
451790 16 x 3/8" zinc-plated..... 99 ea  
A12215 3/4" black E-coat..... 79 ea  
A16149 10 x 1/2" black oxide..... 79 ea  
A2365 3/4" zinc..... 99 ea  
A2369 10 x 1/2" zinc..... 79 ea  
A2807 3/4" zinc..... 69 ea  
A9825 14 x 1/2" zinc..... 79 ea  
B11151 18 x 1/2" black oxide..... 99 ea



## Washer Head Chrome Trim Screw

Replacement chrome-plated screws used on various GM vehicles. Sold individually or in 10 piece sets.

**Individual**  
**Pointed Tip with Flush Free Spinning Washer**  
A2774 #8 x 5/8" small washer..... 59 ea  
2751 #8 x 3/4" large washer..... 79 ea

**10 Piece Sets**  
**Pointed Tip with Countersunk Free Spinning Washer**  
A2774K #8 x 5/8" small washer..... 3.99 set  
2751K #8 x 3/4" large washer..... 3.99 set



## Window Felt Clip

Correct replacement window felt retaining clip used on various GM vehicles.

**Individual**  
A18402 style 1..... 1.49 ea  
A977664 style 2..... 79 ea  
A18395 style 3..... 79 ea

**10 Piece Sets**  
A18402K style 1..... 14.99 set  
A977664K style 2..... 6.99 set  
A18395K style 3..... 6.99 set

# Power Steering Parts

**OER AUTHORIZED**



## 1961-79 OE Style PS Pump

**Brand New Units**

Brand-new OER® Authorized power steering pumps have been manufactured to meet the highest OEM standards of quality while maintaining an authentic original style appearance, so you get the best of both worlds. This brand new power steering pump features a reservoir in the correct original configuration, with the proper return fitting and clocking. This not only ensures authenticity, but makes installation quick and easy. Also included with each pump is the shaft nut and replacement style power steering cap. Because this unit is brand new, not rebuilt, there is no core charge to worry about.

**NO CORE CHARGE REQUIRED!**

**Black Power Coated Finish**

NP6078	1961-62	6 cylinder.....	186.99 ea
NP6078	1961-64	8 cyl. ....	186.99 ea
NP6084	1961-68	8cyl, 283,327... ..	171.99 ea
NP6078	1965-66	396, 409, 427... ..	186.99 ea
NP6111	1967-68	396, 427... ..	186.99 ea
NP6151	1969	big block... ..	186.99 ea
NP6152	1969	327, 350... ..	186.99 ea
NP6001	1969-70	6 cylinder.....	177.99 ea
NP6171	1970	BB, 454... ..	171.99 ea
NP6000	1970-72	all.....	186.99 ea
NP6001	1973	6 cylinder.....	177.99 ea
NP6000	1973-74	454... ..	186.99 ea
NP6902	1979	305... ..	171.99 ea
NP6902	1979	350 vin L.M... ..	171.99 ea

**OER AUTHORIZED**



## 1969-74 OE Style PS Pump

**Brand New Units**

Brand-new OER® Authorized power steering pumps have been manufactured to meet the highest OEM standards of quality while maintaining an authentic original style appearance, so you get the best of both worlds. This brand new power steering pump features a reservoir in the correct original configuration, with the proper return fitting and clocking. This not only ensures authenticity, but makes installation quick and easy. Also included with each pump is the shaft nut and replacement style power steering cap. Because this unit is brand new, not rebuilt, there is no core charge to worry about.

**NO CORE CHARGE REQUIRED!**

**Chrome Finish**

PS69703BC	1969	small block... ..	194.99 ea
A9500149	1969	big block... ..	191.99 ea
A9500150	1970-72	all.....	191.99 ea
A9500150	1973-74	454... ..	191.99 ea

**OER AUTHORIZED**



## 1963-90 OE Style PS Pump

**Remanufactured Units**

Thoroughly reconditioned, these pumps are carefully inspected, rebuilt and restored to OEM appearance and function! Reservoirs are original configuration for complete authenticity! Careful attention is paid to reservoir reconditioning to ensure an OE appearance. This is a good choice for restorations when an original locking reservoir is desired. No core charge.

**NO CORE CHARGE REQUIRED!**

*Note:* \* With 1 mounting hole in reservoir. Cap, nut, and pulley are not included.

**6 Cylinder**

NP6083	1963-64	6 cylinder - black... ..	173.99 ea
NP6083C	1963-64	6 cylinder - chrome... ..	194.99 ea
A6099	1965-69	6 cylinder.....	164.99 ea
P6120	1970-72	6 cylinder.....	164.99 ea
A6019	1970-74	350... ..	164.99 ea
P6001	1973-74	6 cylinder.....	94.99 ea
A6902*	1975-79	V8 307ci... ..	164.99 ea

**8 Cylinder**

NP6083	1965-66	328, 327... ..	173.99 ea
NP6083	1967-68	283, 307, 327... ..	173.99 ea
NP6152	1969	327, 350... ..	186.99 ea
A6111	1967-68	396, 427... ..	164.99 ea
A6165	1970	350, 400... ..	164.99 ea
NP6171	1970	454... ..	171.99 ea
A7046	1975-79	w/o Hydroboost... ..	164.99 ea
A7876	1980	3.8L, 265/301 VIN S... ..	164.99 ea
A7803	1980-88	V8 307ci... ..	164.99 ea
A7911	1981-84	3.8L, 267ci... ..	164.99 ea
A7824	1986-90	V8 307ci VIN Y... ..	164.99 ea

**CARDONE**



## 1961-93 Replacement Style PS Pump

**Remanufactured Units**

If you're in the market to replace the worn out, damaged or missing original power steering pump in your 1961-93 full size models, choose from our comprehensive selection of replacement style power steering pumps. Thoroughly reconditioned, these pumps are carefully inspected and remanufactured to provide years of trouble-free service! Reservoirs for the 1961-74 pumps may differ in appearance than the original, but all pumps will fit and function like new.

**NO CORE CHARGE REQUIRED!**

*Note:* \* Cap, nut, and pulley are not included.

**Pump with Reservoir**

PS6084	1961-62	all.....	84.99 ea
PS6084	1961-64	6, 8 cyl. Bel Air, Bisc. ....	84.99 ea
PS6182	1965	6 cyl. Bel Air, Bisc. ....	89.99 ea
PS6084	1965	8 cyl. Bel Air, Bisc. ....	84.99 ea
PS6084	1966	8 cylinder.....	84.99 ea
PS6182	1966-69	6 cylinder.....	89.99 ea
PS6084	1967-68	283 and 327... ..	84.99 ea
PS6001	1969	327 and 350... ..	73.99 ea
PS6182	1969	396 and 427... ..	89.99 ea
PS6000	1970	6 cylinder.....	89.99 ea
PS6001	1970	350... ..	73.99 ea
PS6000	1971-72	6 and 8 cylinder.....	89.99 ea
PS6182	1971-74	400 and 454... ..	89.99 ea
PS6001	1973-74	6 cylinder.....	73.99 ea
PS6000	1973-74	350... ..	89.99 ea
PS6803	1977-78	305, 350 w/1 hole... ..	79.99 ea
PS6800	1977-78	305, 350 w/2 holes... ..	86.99 ea
PS6801	1977-79	250 w/o air pump... ..	74.99 ea
PS7803	1980-82	8 cylinder.....	82.99 ea
PS7911	1981	231-A... ..	66.99 ea
PS7911	1982	6 cylinder.....	66.99 ea
PS7911	1983-84	6 cylinder 3.8L-A... ..	66.99 ea
PS7803	1983-84	8 cylinder 5.0L... ..	82.99 ea
PS7803	1985	8 cylinder.....	82.99 ea
PS7803	1986-88	6 cylinder police... ..	82.99 ea
PS7803	1986-88	305-H... ..	82.99 ea
PS7803	1986-88	8 cyl. 5.7L police... ..	82.99 ea
PS7901	1992-93	with HD alt... ..	70.99 ea

**OER AUTHORIZED**

**CARDONE**



## 1961-96 PS Pump without Reservoir

Power steering pump for 1961-96 full size models. Each pump is manufactured to correct OEM standard of quality. Each unit is tested to insure OE performance.

**NO CORE CHARGE REQUIRED!**

*Note:* \* Cap, nut, and pulley are not included.

**Pump without Reservoir**

**OER® Authorized - New**

96140	1961-74	6 and 8 cylinder..	140.99 ea
-------	---------	--------------------	-----------

**Cardone - Remanufactured**

PS686	1975-79	6 and 8 cylinder... ..	75.99 ea
PS661	1980-85	6 and 8 cylinder... ..	82.99 ea
PS682	1980-93	6 and 8 cylinder... ..	65.99 ea
PS684	1994-96	6 and 8 cylinder... ..	67.99 ea

STEERING, SUSPENSION, REAR END & BRAKES

# Power Steering Parts

New!



## Hydroelectric PS Pump System

EPAS Performance hydroelectric pump system replaces your original style belt drive pump. This system has a program that works with an angle sensor and CAN protocol. The converter talks to the pump via the angle sensor, ramping up the systems pressure as needed. There is no noticeable delay or drop in pressure when input at the steering wheel is exerted. The wiring harness is essentially "Plug and Play", and only requires a hot ignition source, and full battery power. EP1900 universal hydroelectric .... 1749.99 ea

OEER AUTHORIZED



PR6372B

7806439



PR6372C

1253578

## 1961-75 PS Reservoir Set

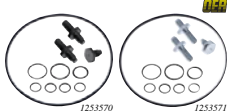
Reproduction reservoir sets with the o-rings, studs, bolts, and fittings necessary to install the reservoir on your power steering pump. When appearance is a concern, these OE style reservoirs will complete your authentic restoration or dress-up your resto-mod or hot rod. Available in your choice of black powder coated finish or chrome finish.

### Black Powder Coated Finish

PR6372B	1961-64	6 cylinder	39.99 ea
PR6372C	1965-68	small block	39.99 ea
7806439	1969	big block	47.99 ea
7826736	1971-72	all	47.99 ea
7826736	1973-75	454	47.99 ea

### Chrome Finish

PR6372C	1961-64	6 cylinder	50.99 ea
PR6372C	1965-68	small block	50.99 ea
1253578	1969	big block	47.99 ea
1253579	1971-72	all	47.99 ea
1253579	1973-75	454	47.99 ea



1253570

1253571



1253573

1253574



1253572

1253575

## Power Steering Pump Reservoir Installation Set - Saginaw Pump

OEER® power steering pump reservoir installation set for GM vehicles with a Saginaw power steering pump. These 11 piece sets include: mounting stud bolts, o-rings, and seals. Available with black or chrome mounting stud bolts. All components are also available separately.

### Complete Set

1253570	1960-77	black	16.99 set
1253571	1960-77	chrome	18.99 set

### Stud and Bolt Set


1253573	1960-77	black	7.99 set
1253574	1960-77	chrome	6.99 set

### O-Ring Seal Set

1253575	1960-77	8 piece	10.99 set
---------	---------	---------	-----------

### Hose Fitting - Male Inverted to Male S.A.E.

1253572	1960-77	5/8"-18 to -6AN	4.99 ea
1253580	1960-77	5/8" x 18 to 5/8" x 18	4.99 ea



## 1962-93 PS Pump Chrome Cap

Replace your damaged or missing power steering cap with this quality chrome aftermarket cap to dress-up your engine compartment. This cap is designed to fit most Saginaw power steering pump reservoirs.

15431	1962-93	.....	17.99 ea
-------	---------	-------	----------

## Power Steering Pump Rebuild Set

OEER® power steering pump rebuild set for 1960-93 GM vehicles with a Saginaw power steering pump. This set includes: Pressure fitting seal, pump body to cover seal, pump body to pressure plate seal, pump body to union seal, mounting stud to body seals (early and late designs), shaft bushing, shaft seal, and reservoir to pump body seal.

1253550	1960-93	.....	16.99 set
---------	---------	-------	-----------



## Billet Remote Reservoir

This billet aluminum power steering reservoir is designed for March Performance pulley sets that use GM type 2 power steering pumps. Includes cap and billet aluminum mounting bracket. Made in USA.

Note: Does not include hoses or fittings.

MP450	billet remote reservoir	.....	236.99 ea
-------	-------------------------	-------	-----------



## 1967-79 Six Cylinder Power Steering Bracket Set

Reproduction power steering mounting bracket set for 1967-79 Chevrolet full size models equipped with a 250ci six cylinder engine. Manufactured to factory specifications, features a black EDP coating for rust prevention. Includes hardware. Service replacement for some models, bracket shape might differ from your originals.

849741	1967-79	250ci.....	119.99 set
--------	---------	------------	------------

STEERING, SUSPENSION, REAR END & BRAKES

# Power Steering Parts



## 1965-69 PS Mounting Stud

Correct replacement stud used to mount the power steering bracket to the left side exhaust manifold.

K0156 1965-69 big block..... 7.99 set



## 1958-68 Universal PS Bracket Set

Steel power steering pump bracket by Borgeson fits small block Chevrolet engines with short water pump. This mounts low LH mount style is perfect to clear the alternator mounting on the same side.

802400 1958-68 SB w/short pump..... 68.99 ea



## 1958-68 Universal PS Bracket Set

This convenient 1/4" steel power steering bracket set is designed for mounting non-metric GM Saginaw power steering pumps, with integral reservoir, to small block Chevy engines. Can be used on most pre-1969 pumps. Most short water pump applications use a crankshaft power steering pulley that bolts over the existing pulley. This should align with the power steering pump pulley.

153658 1958-68 SB w/short pump... 49.99 set



## 1960-72 Power Steering Lower Bracket

Reproduction and Genuine GM power steering pump cradle brackets for Chevrolet models.

**Small Block**  
C868701 1960-64 283, 327..... 53.99 ea  
C411141 1967-68 283, 327..... 37.99 ea  
K7422 1971-72 8 cylinder..... 48.99 ea

**Big Block**  
C631461 1967-68 396, 427..... 62.99 ea  
K7422 1970 454 w/TH400... 48.99 ea  
K7422 1971-72 8 cylinder..... 48.99 ea



C581381

3905366



3876788

3959558

## 1961-72 PS Adjuster Bracket

Correct power steering adjuster bracket for 1961-72 small block Impala models.

C581381	1961-64	small block.....	37.99 ea
3905366	1965-68	283, 307, 327.....	29.99 ea
3876788	1965-68	396.....	34.99 ea
3959558	1969-70	small block.....	29.99 ea
3959558	1971	V8.....	29.99 ea
3959558	1972	V8 without AC..	29.99 ea



E278

14969

## 1961-72 Steering Bracket Set

Replacement power steering pump bracket sets for 1961-72 models. Each set includes brackets necessary to mount the power steering pump.

**Note:** \*This set is designed to clear 8" harmonic balancers. Great for small block conversions with short water pump.

**1961-68 Small Block - Short Water Pump**  
E278\* 1961-68 small block..... 49.99 set  
154219 1961-68 E278 bolt set.... 12.99 set

**1969-72 Big Block - Long Water Pump**  
C868724 1960-65 348/409..... 132.99 pr

K1020 1969 big block..... 74.99 set

14969 1970-72 big block..... 64.99 set



KW799



KW799B

KW799C

## 1969-76 Power Steering Bracket Set

Reproduction power steering brackets for 1969-72 Chevrolet full size models with small block and long water pump. Manufactured in quality stamped steel replicating the original gauge, appearance, and fitment. Replace your missing power steering brackets with this high-quality reproductions.

**Note:** Not for use with 1970-72 models with AC.

**1969-76 Small Block - Long Water Pump**

748835	1969-72	3 piece.....	74.99 set
KW799	1969-72	3 piece.....	79.99 set
KW799B	1969-76	cradle bracket.....	32.99 ea
KW799C	1969-76	"S" brace.....	24.99 ea



## 1969-76 SB Power Steering Bracket Set

This convenient aluminum power steering bracket set for 1969-76 small block Chevy engines with long water pump. Mounts the power steering pump on the LH or driver side of the vehicle using the long style water pump as the mounting point. Works on engines that have the alternator on the RH or passenger side of the vehicle. Includes hardware.

153657 1969-76 long water pump.... 56.99 set

## 1970-79 Power Steering Pump Spacer

Correct spacer which keeps the power steering pump from making contact with the front support.

3967424 1970-72 396, 402, 454..... 5.99 ea  
3967424 1973-79 250..... 5.99 ea

## Power Steering Fluid

Get the race winning experience of Joe Gibbs under your hood with Joe Gibbs power steering fluid. This fully synthetic power steering fluid is specially formulated to avoid foaming at high temperatures to create superior cooling properties. The higher thermal stability also offers less pressure drop. One quart or case of 12.

JG1306 ps fluid quart..... 16.99 ea  
JG1307 ps fluid case of 12 quarts... 215.99 ea

## Max EZ Power Steering Fluid

Max EZ is an advanced power steering fluid designed to maximize the life and performance of all power steering units. Max EZ is formulated with a blend of select synthetic base oils plus Royal Purple's proprietary Synthetic additive technology, which is proven to make equipment run cooler, smoother, longer, quieter and more efficiently. Max EZ is compatible and can be mixed with conventional power steering fluids and has excellent seal compatibility.

RP01326 12 oz. bottle..... 5.99 ea  
RP12326 case of 12 - 12 oz. bottles... 75.99 ea



## Universal Power Steering Fluid Filter

In-line Magna-Pure filter filters up to 190 micron particles. Protects the entire steering system from contamination. Features serviceable magnetic filter element. Fits 3/8" i.d. power steering hoses.

PS20038F universal..... 24.99 ea

# Power Steering Parts



## 1960-74 Power Steering Pump Pulley

OER® standard groove power steering pump pulley for 1960-74 full size models without Special Hi-Performance deep groove pulleys. Each pulley is made from formed and machined steel. Features stamped GM #3770509, correct key way fit design, and finished in satin black.

**Stamped with GM #3770509 and CE-GM - 5-3/4" o.d.**  
 3770509 1960-62 all 6 cylinder..... 36.99 ea  
 3770509 1960-64 all V8 w/o 348, 409..... 36.99 ea  
 3770509 1963-66 all AC, 409..... 36.99 ea  
 3770509 1965-67 all exc. BB..... 36.99 ea  
 3770509 1968-74 all w/302, 350, 396, 427 36.99 ea  
 3770509 1971-72 all 6 cylinder..... 36.99 ea

**Replacement Pulley without GM# - 5-47/64" o.d.**  
 748688 1960-62 all 6 cylinder..... 39.99 ea  
 748688 1960-64 all V8 w/o 348, 409..... 39.99 ea  
 748688 1963-66 all AC, 409..... 39.99 ea  
 748688 1965-67 all exc. BB..... 39.99 ea  
 748688 1968-74 all w/302, 350, 396, 427 39.99 ea  
 748688 1971-72 all 6 cylinder..... 39.99 ea



## 1961-68 Power Steering Pulley

Authentic reproduction style cast iron power steering pulley for 1961-68 Chevrolet Impala, Bel Air, Biscayne, Caprice big block models. This pulley is manufactured in quality cast iron replicating the original in design, appearance, and fitment. Features the original GM part stamped in the correct location as original.

**GM Part #3834720**  
 A6501094 1961-65 348-409..... 115.99 ea  
**GM Part #3873847**  
 K1086 1965-68 396/427 Hi-Perf..... 179.99 ea

OER AUTHORIZED



## 1961-77 Power Steering Pulley Nut

Replacement power steering pulley washer and the nut. This nut and washer set is needed to secure the power steering pulley to the pump.

1253504 1961-77..... 12.99 set

New!



## 1968-74 Power Steering Pump Pulley

Reproduction power steering pump pulley for 1968-74 Chevrolet V8 models with AC. Fits Chevrolet 307, 350, 400, and 454 engines. Number stamped on pulley is 3941107DE.

3941107 1968-74 V8 with AC..... 35.99 ea



pulley - detail

## 1969 Big Block Deep Groove Steering Pulley

This is a quality OER® reproduction of the deep groove power steering pump pulley originally installed on big block models. This pulley is stamped with the original GM part #3941105. Single groove, 5-3/4" o.d.

3941105 1969 w/hi perf 396, 427... 39.99 ea

New!



## 1976-80 Power Steering Pump Pulley

Power steering pump pulley is designed to match the fit and function of the original pulley on specified applications. Made of quality materials, it is engineered for reliable performance and durability. This direct replacement power steering pump pulley is made from quality materials to ensure reliable performance and long service life.

**Single Groove without AC**  
 93430150 1982-88 6-1/8" diameter.... 41.99 ea

**Double Groove with AC**  
 14084343 1976-84 5-51/64" diameter 69.99 ea  
 24571114 1981-90 6-1/8 diameter..... 41.99 ea

New!



## 1958-68 Billet Aluminum PS Pulley

Borgeson billet aluminum power steering pulley for 1958-68 is a single groove, 4-5/8" in diameter, keyway pulley. It is recommended by Borgeson when installing one of their power steering conversions on a Chevrolet having a small block engine and short water pump.

801202 1 groove..... 54.99 ea

New!



## Universal Power Steering Pump Pulley

Made from billet aluminum and polished for that show quality finish, this Unisteer power steering pulley is visible standout pieces on any engine. This is for Saginaw style power steering pumps. Measures 4-7/8" o.d.

8020630 Saginaw PS Pumps..... 83.99 ea



## Chrome PS Pulley Nut

This chrome-plated self-locking nut is designed for aluminum performance power steering pulleys. It can also be used with OE and aftermarket pulleys on Saginaw power steering pumps with a 9/16"-18 threaded shaft.

MP645 chrome pulley nut..... 1.99 ea

## Warning: Regarding Steering Pump Pulleys

Stock replacement, aftermarket stamped steel or cast iron pulleys are not designed to exceed 400 horsepower or 6000 RPM. Using reproduction pulleys on engines that exceed these limits may result in catastrophic failure of the pulley, which can potentially cause severe damage to the engine, cooling system and body parts. Classic Industries® assumes no liability for damages caused by improper usage of pulleys. Be sure to install the pulley properly to avoid damage that can occur from improper installation or exceeding recommended RPM and horsepower limits.

# Power Steering Parts



## 1958-96 Replacement Power Steering Pressure Hose

A leak in your power steering system can make a mess of your engine compartment, your driveway and garage floor. You can also burn up your power steering pump by driving your vehicle when it is low on fluid. Replace your worn out or cracked power steering hoses before these problems occur. The pressure hoses connect from the power steering pump to the control valve/steering gear inlet. We offer a wide variety of power steering pressure hoses for nearly all applications. See the listings for the correct application for your year and model.

### 6 Cylinder

70146	1958-64	control valve to Ram - 2 required	25.99 ea
70183	1960-64	pump to control valve	27.99 ea
70230	1965-69	L6 230, L6 250.	29.99 ea
70257	1970	L6 250	26.99 ea
71058	1971-73	L6 250	21.99 ea
70263	1974-76	L6 250	20.99 ea
80132	1976-77	250	23.99 ea
80133	1977-79	250 with California Emissions	16.99 ea
70247	1977-79	250 without California Emissions	17.99 ea
70247	1980	3.8 VIN A, w/flare fitting w/Calif. Emissions	17.99 ea
71072	1980	3.8 VIN A, w/air pump, w/Calif. Emissions	19.99 ea
80121	1980	3.8 VIN A, w/o a.p., "O" ring fit, CA EM	23.99 ea
80136	1980-88	3.8L, 4.3L	29.99 ea
71072	1981	3.8 VIN A, early, with Calif. Emissions	19.99 ea
80121	1981	3.8 VIN A, late, with Calif. Emissions	23.99 ea
80121	1982-84	3.8 VIN A, with Calif. Emissions	23.99 ea
70409	1986	with AC	24.99 ea
70409	1987-88	with AC pump to tee	24.99 ea
71422	1989-90	4.3.	25.99 ea
71791	1992-93	4.3.	29.99 ea
91780	1994-96	4.3.	28.99 ea

### V8 Engine

70146	1958-64	control valve to Ram - 2 required	25.99 ea
70183	1960-64	pump to control valve	27.99 ea
70216	1965-67	small block	21.99 ea
71307	1965-68	Caprice - 396, 427	39.99 ea
70203	1968	small block	18.99 ea
71057	1969-70	327, 396.	28.99 ea
70269	1973-76	454.	20.99 ea
70260	1971	V8 two barrel and 350 four barrel	31.99 ea
70263	1972	V8 two barrel and 350 four barrel	20.99 ea
70255	1971-72	400, 402, 454.	24.99 ea
70263	1973-76	V8 exc. 454.	20.99 ea
80116	1973-76	454.	20.99 ea
80116	1977	Bel Air/Caprice - 305	20.99 ea
80116	1978	305.	20.99 ea
70260	1978	350, 350.	31.99 ea
70260	1979	305, 350.	31.99 ea
71074	1980-85	Caprice - V8, 4.4L, 5.0L, 5.7L	13.99 ea
71074	1980-85	Impala - V8, 4.4L, 5.0L, 5.7L	13.99 ea
71245	1984-85	gas engine wagon, from pump to Hydroboost	21.99 ea
71246	1984-85	gas engine wagon, from Hydroboost to gear	17.99 ea
71074	1986-88	Caprice - V8, 5.0L, vin H, without AC	13.99 ea
71074	1986-88	Caprice - V8, 5.7L, without AC	13.99 ea
70404	1986	with AC exc. wagon.	29.99 ea
70404	1987-88	with AC exc. wagon, pump to switch	29.99 ea
71120	1989	5.0 exc. wagon	19.99 ea
71094	1989	5.0 without AC, VIN E	15.99 ea
71422	1990	5.0-E with AC	25.99 ea
71422	1990	5.7.	25.99 ea
71792	1991-93	5.0, 5.7.	19.99 ea
91780	1994-96	5.7.	28.99 ea



## 1960-96 Replacement Power Steering Return Hose

The return hose connects from the control valve/steering gear outlet to the power steering pump. Hoses listed as "with fitting" includes the fitting that screws into the control valve/steering gear outlet port. Hoses listed as "hose only" do not include any fittings. It will be necessary to cut off and flare the metal pipe end of the original hose that screws into the control valve/steering gear outlet port and use a hose clamp to attach the new hose.

### 6 Cylinder

71350	1960-64	hose only - 48" cut-to-fit	16.99 ea
70518	1965-69	250, with fitting	11.99 ea
70551	1970-72	250, with fitting	16.99 ea
70518	1977-79	250, with fitting	11.99 ea
70518	1978-79	250, with air pump, with fitting	11.99 ea
70177	1978-79	250, without air pump, with fitting	12.99 ea
71350	1980-88	3.8L, 4.3L V6, hose only - 48" cut-to-fit	16.99 ea
70442	1980-81	231 exc. wagon, with fitting	15.99 ea
71350	1981-85	229, hose only - 48" cut-to-fit	16.99 ea
71322	1983-84	231 with fitting	15.99 ea
71350	1985-88	hose only - 48" cut-to-fit	16.99 ea
A6580037	1992-93	4.3 with fitting	15.99 ea
80039	1994-96	4.3 without ps fluid cooler, with fitting	12.99 ea
91802	1994-96	4.3 with ps fluid cooler, with fitting	18.99 ea

### V8 Engine

71350	1960-64	hose only - 48" cut-to-fit	16.99 ea
70518	1969-70	with fitting	11.99 ea
71350	1971-72	hose only - 48" cut-to-fit	16.99 ea
70551	1973-76	454 with fitting	16.99 ea
70518	1973-79	350, 400 with fitting	11.99 ea
GN80415	1976-79	19-1/4" hose length	15.99 ea
70442	1980	4.4, 5.0, with fitting	15.99 ea
71350	1980-88	hose only - 48" cut-to-fit	16.99 ea
71322	1989	5.0 VIN E, with fitting	15.99 ea
71322	1989	5.7, with fitting	15.99 ea
71350	1989	5.0 VIN Y wagon, hose only - 48" cut-to-fit	16.99 ea
71322	1990	5.0-E, with fitting	15.99 ea
71350	1990	5.0-Y, 5.7, hose only - 48" cut-to-fit	16.99 ea
71350	1991-93	5.0, 5.7 ps fluid cooler to pump, hose only	16.99 ea
A6580037	1991-93	5.0, 5.7 w/o ps fluid cooler to pump w/fitting	12.99 ea
80039	1994-96	5.0, 5.7 w/o ps fluid cooler, with fitting	18.99 ea
91802	1994-96	5.7 with ps fluid cooler, with fitting	18.99 ea



## 1965-00 Braided Power Steering Hoses

These braided stainless steel power steering hoses are designed for March Performance Pulley sets that use GM type 2 power steering pumps with a remote reservoir. Includes three hoses that connect the pump and reservoir to the steering box. Cut to desired length.

**Important:** For March sets using GM type 2 steering pumps only.

### Rack and Pinion Steering

MP3211	1974-78	Mustang II	336.99 set
MP3244	1979-95	Mustang	336.99 set

### GM Steering Box

MP3222	1965-78	SAE inverted flare	336.99 set
MP3233	1979-00	metric o-ringed	336.99 set





# Power Steering Parts



## 1958-64 PS Metal Line

Reproduction of the power steering metal line. This is the metal line that connects from the back of the power steering pump to the pressure hose. Original material or stainless steel available.

PSL400	1958-64	original.....	9.99 ea
PSL400S	1958-64	stainless steel....	12.99 ea



## 1958-59 Power Steering Hose Set

Classic Industries® offers an original style power steering hose set for 1958-59 Chevrolet models. This 4 piece power steering hose set comes with a high pressure hose, a low pressure hose, and 2 control valve hoses.

PSH400	1958-59.....	114.99 set
--------	--------------	------------



## 1960-64 Power Steering Hose Kit

Reproduction power steering hose kit for 1960-64 Chevrolet models. Replace worn out or cracked power steering hoses before big problems occur. This 4 piece power steering hose kit includes a high pressure hose, a low pressure hose, and 2 control valve hoses.

PS7001	1960-64.....	92.99 kit
--------	--------------	-----------



## Universal Power Steering Hose Kit

Power steering hose kit is for GM vehicles converting to a GM power steering box from an assisted power steering system or 500 Series box. This features inverted flare adjustable fittings which are re-useable if you have to shorten a hose. Hoses are made of rubber to give that factory look. Sold in pairs.

PSH4774	1958-64.....	64.99 pr
---------	--------------	----------

## 1958-64 Power Steering Return Hose

Replacement hose set for 1958-64

full size with a 605 power steering gearbox. Includes: clamps, steering flare fitting box tube, and hose.

TF500019	1958-64	SB or BB.....	27.99 ea
----------	---------	---------------	----------

New!



## Universal Power Steering Return Hose

Reproduction style power steering return hose. Replace your worn out or cracked power steering return hose before big problems occur. Power steering return hoses are cut-to-fit.

71224	3/8" x 24"	cut-to-fit.....	7.99 ea
71236	3/8" x 36"	cut-to-fit.....	13.99 ea

New!



hose fitting ends

## 1985-88 Pressure Hose End Fitting

A leak in your power steering system can make a mess of your engine compartment, your driveway and garage floor. You can also burn up your power steering pump by driving your classic when it is low on fluid. Replace your worn out or cracked power steering hoses before big problems occur. The pressure hose connects from the power steering pump to the steering gearbox inlet.

39138	1986-88	262ci V6.....	10.99 ea
39138	1986-88	305ci V8.....	10.99 ea
39138	1985-88	350ci V8.....	10.99 ea



AUTHORIZED

1253531

## Universal Power Steering Pump Fitting

### SAE - Inverted Flare Style

Power steering pump supply hose fitting for 1977 and older Saginaw pumps requiring an SAE style fitting with the inverted flare. This fitting is necessary to mount the cover to the pump and connects to the supply pressure hose. Will work 1955-62 with power steering conversions with Saginaw pump.

1253531	universal SAE.....	21.99 ea
---------	--------------------	----------

### Metric - O-Ring Style

Power steering pump supply hose fitting for 1978-06 Saginaw power steering pumps requiring a metric style fitting with the o-ring style seal. This fitting is necessary to mount the cover to the pump and connects to the supply pressure hose.

1253532	universal metric.....	19.99 ea
---------	-----------------------	----------



## 1960-64 PS Hose Bracket

Reproduction power steering hose bracket for 1960-64 Impala, Bel Air, Biscayne, and full size Chevrolet models. Each bracket is manufactured in stamped steel to correct factory specifications replicating the original design and fitment. This 4" long bracket features 2 holes or mounting.

CX32761	1960-64.....	25.99 ea
---------	--------------	----------



## 1960-64 PS Hose Retainer

Correct reproduction power steering hose clamp for 1960-64 Impala, Bel Air, Biscayne models with power steering. Manufactured in stamped steel to the factory dimensions offering an authentic replacement for the old or missing original. Bolts to the power steering hose bracket.

CX32781	1960-64.....	21.99 ea
---------	--------------	----------



## 1965-72 PS Hose Retainer

Reproduction of the high pressure hose retainer which was bolted to the steering box cap. Manufactured from die-stamped steel. Plated in clear zinc to help protect it from rust and corrosion.

748601	1965-72.....	7.99 ea
--------	--------------	---------



## 1965-68 PS Hose Retainer

Made of steel wire, this retainer holds the two power steering hoses together in the engine compartment and prevents hose damage.

HC290	1965-67	except 409 with A.I.R.	6.99 ea
HC290	1968	with 327.....	6.99 ea



## 1965-72 PS Hose Clamps

Reproduction power steering return hose clamps for 1965-72 full size models with power steering. Each clamp is cosmetically correct and manufactured to factory specifications for an authentic appearance and fit. Sold in pairs.

23C	1965-72.....	5.99 pr
-----	--------------	---------

# Power Steering Parts



## Power Steering Belt for 6 Cylinder Engines

Your power steering belt is one component that is easily overlooked. Make sure your belts are in good condition. Belts are inexpensive, yet they are an often overlooked component of a restoration or daily driver until something goes wrong. Be sure to check you all your belts periodically to make sure they are in good condition.

YE15510	1961	51"	fan and ps.....	0.99 ea
YE15510	1962	51"	fan and ps without AC.....	0.99 ea
YE15500	1962	50"	fan and ps with AC.....	0.99 ea
YE15500	1963	50"	ps without AC.....	0.99 ea
YE15405	1963	40-1/2"	ps with 62A alternator without AC.....	6.99 ea
YE15500	1963	50"	fan, alternator and ps with AC.....	0.99 ea
YE15500	1964	50"	fan, 62A alternator and ps, with AC.....	0.99 ea
YE15500	1964-65	50"	fan, alternator and ps, with factory AC.....	0.99 ea
YE15490	1964-65	49"	fan, alternator and ps, with dealer AC.....	6.99 ea
YE15500	1964-65	50"	fan, alternator and ps, without AC.....	0.99 ea
YE13310	1964-65	31"	alternator and ps, with AC.....	6.99 ea
YE15495	1965	49-1/2"	fan, 62A alternator, and ps with AC.....	22.99 ea
YE15300	1966-67	30"	ps to AP.....	6.99 ea
YE15495	1968	49-1/2"	fan, alternator and ps.....	22.99 ea
YE13310	1968-69	31"	ps to AP.....	6.99 ea
YE15495	1969	49-1/2"	fan, alternator and ps without AC.....	22.99 ea
YE15500	1969	50"	fan, alt. and ps, w/AP & 61A alt. w/o AC.....	22.99 ea
YE15495	1969	49-1/2"	fan, alt. and ps, without AC.....	0.99 ea
YE15495	1969	49-1/2"	fan, alt. and ps, with factory AC w/o AP.....	22.99 ea
YE15500	1969	50"	fan, alt. and ps, with factory AC, AP.....	0.99 ea
YE15495	1969	49-1/2"	fan, alt. and ps, with dealer AC, AP.....	22.99 ea
YE14900	1969	49"	fan, alt. and ps, with dealer AC w/o AP.....	6.99 ea
YE15485	1970-73	48-1/2"	fan, alternator and ps, without AC.....	6.99 ea
YE15430	1980	43"	fan, 63A, 70A alternator and ps, with AC.....	6.99 ea
YE15370	1980-81	37"	ps, without AC.....	6.99 ea
YE15555	1980-81	55-1/2"	AC and ps.....	6.99 ea
YE15375	1980-85	37-1/2"	ps - Buick engine.....	6.99 ea
YE15430	1981	43"	fan and ps, with AC.....	6.99 ea
YE15430	1982	43"	fan and ps, without AC.....	6.99 ea
YE15425	1982	42-1/2"	fan and ps, with AC.....	22.99 ea
YE15370	1982	37"	ps, without AC.....	6.99 ea
YE15555	1982	55-1/2"	fan, AC and ps.....	0.99 ea
YE15425	1983-84	42-1/2"	fan, 63A alternator and ps.....	22.99 ea
YE15370	1983-84	37"	fan, alternator and ps, w/o 63A alternator.....	6.99 ea
YE15370	1983-84	37"	ps, with AC.....	6.99 ea
YE15535	1983-84	53-1/2"	fan, AC and PS.....	22.99 ea
YE15370	1985-88	37"	ps, with 37A alternator, without AC.....	6.99 ea
YE15405	1985-88	40-1/2"	fan, alt. and ps, with AC.....	6.99 ea
YE15425	1985-88	42-1/2"	fan, alt. and ps, without AC.....	22.99 ea
YE15560	1985-88	56"	fan, AC and ps.....	9.99 ea



YE15445

## Power Steering Belt for 8 Cylinder Engines

Make sure your belts are in good condition before starting off on your next road trip. Belts are inexpensive, yet they are an often overlooked component of a restoration or daily driver until something goes wrong.

<b>Small Block</b>				
YE15440	1960	44"	ps, without AC.....	6.99 ea
YE15543	1960	54-3/10"	ps, with AC - early models.....	9.99 ea
YE15440	1960	44"	ps, with AC - late models.....	6.99 ea
YE15440	1961	44"	fan and ps, without AC - early models.....	6.99 ea
YE15425	1961	42-1/2"	fan and ps, with AC - early models.....	22.99 ea
YE15350	1961	35"	fan and ps, late models.....	6.99 ea
YE15350	1962-68	35"	ps.....	6.99 ea
YE15545	1969	54-1/2"	AC and ps.....	9.99 ea
YE15360	1969-76	36"	fan, AC and ps.....	6.99 ea
YE15549	1970-72	54-9/10"	AC and ps.....	9.99 ea
YE15545	1973-76	54-1/2"	AC and ps.....	9.99 ea
YE15365	1977	36-1/2"	ps, without 61A alternator, AC.....	6.99 ea
YE15395	1977	39-1/2"	ps, without 61A alternator, with AC.....	6.99 ea
YE15430	1977	43"	ps, with 61A alternator without AC.....	6.99 ea
YE15545	1977	54-1/2"	fan, AC, ps, with Axial AC compressor.....	9.99 ea
YE15560	1977	56"	fan, AC, ps, with Radial AC compressor.....	9.99 ea
YE15365	1978	36-1/2"	ps, without AC.....	6.99 ea
YE15430	1978-79	43"	fan and v.....	6.99 ea
YE15420	1978	42"	fan, AC and v, w/Axial AC compressor.....	22.99 ea
YE15395	1978	39-1/2"	fan, AC and ps, w/Radial AC compressor.....	6.99 ea
YE15545	1978	54-1/2"	AC and ps, with Axial AC compressor.....	9.99 ea
YE15560	1978	56"	AC and ps, with Radial AC compressor.....	9.99 ea
YE15545	1979	54-1/2"	fan, AC and ps.....	9.99 ea
YE15370	1979-80	37"	ps, without AC.....	6.99 ea
YE15405	1980	40-1/2"	ps, with AC.....	6.99 ea
YE15430	1980	43"	fan and ps, w/63A, 70A alternator w/o AC.....	9.99 ea
YE15560	1980	56"	fan, AC and ps.....	9.99 ea
YE15445	1981	44-1/2"	fan and alternator, without AP.....	6.99 ea
YE15405	1981-82	40-1/2"	ps.....	6.99 ea
YE15440	1982	44"	fan and ps, with AC.....	6.99 ea
YE15555	1982-85	55-1/2"	fan, AC and ps.....	22.99 ea
YE15425	1983	42-1/2"	fan, 63A alternator and ps.....	9.99 ea
YE15370	1983	37"	fan, alternator and ps, w/o 63A alternator.....	6.99 ea
YE15370	1983	37"	ps, without AC.....	6.99 ea
YE15405	1983	40-1/2"	ps, with AC.....	6.99 ea
YE15395	1984-85	39-1/2"	ps, with AC - station wagon.....	6.99 ea
YE15370	1984-88	37"	ps, without AC.....	6.99 ea
YE15405	1984-88	40-1/2"	ps, with AC.....	6.99 ea
YE15425	1984-88	42-1/2"	fan and ps.....	22.99 ea
YE15560	1986-87	56"	fan, AC and ps.....	9.99 ea
YE15555	1986-90	55-1/2"	fan, alternator and ps - Olds engine.....	9.99 ea
YE15445	1986-90	44-1/2"	fan, alt. & ps, w/5-blade fan w/o AC/Olds eng.....	6.99 ea
YE15445	1986-90	44-1/2"	fan, alt. & ps, w/5-blade fan - AC/Olds eng.....	6.99 ea
YE15540	1986-90	55-1/2"	fan, AC and ps.....	9.99 ea
YE15456	1989-90	94-1/2"	6 rib with AC.....	14.99 ea
YE9906	1989-90	99"	6 rib with police package, AC.....	14.99 ea
YE9226	1991-93	92-2/10"	6 rib with AC without 120A alternator.....	22.99 ea
YE9356	1991-92	93-1/2"	6 rib with AC, 120A alternator.....	13.99 ea
YE9306	1993	93"	6 rib with AC, 120A alternator.....	14.99 ea
YE6426	1994-96	64-2/10"	6 rib with AC.....	11.99 ea
YE3724	1994-96	37-2/10"	4 rib with AC, fan with HD cool.....	9.99 ea
<b>348 5.7L Engine</b>				
YE15450	1960-61	45"	fan and ps.....	19.99 ea
<b>396 6.5L, 427 7.0L Engine</b>				
YE15375	1965-68	37-1/2"	ps.....	6.99 ea
YE15410	1969	41"	ps, without AC.....	6.99 ea
YE15420	1969	42"	ps, with AC.....	22.99 ea
YE15575	1969	57-1/2"	AC and P/S.....	9.99 ea
<b>409 6.7L Engine</b>				
YE15445	1961-62	44-1/2"	ps, without AC.....	6.99 ea
YE15445	1963	44-1/2"	fan and ps, without AC.....	6.99 ea
YE15435	1963	43-1/2"	fan and ps, with AC.....	6.99 ea
YE15440	1964-65	44"	fan and ps, without AC.....	6.99 ea
YE15445	1964-65	44-1/2"	fan and ps, with AC.....	6.99 ea
<b>402 6.6L, 454 7.4L Engine</b>				
YE15510	1970	57"	AC and ps.....	9.99 ea
YE15410	1970-74	41"	ps.....	6.99 ea
YE15580	1971-76	58"	AC and ps.....	9.99 ea
YE15465	1975-76	46-1/2"	fan and ps.....	6.99 ea

# Power Steering Parts

**OE<sup>®</sup> AUTHORIZED**



## 1958-64 Power Steering Control Valve

Brand new reproduction power steering valve for 1958-64 full size Chevrolet models. Manufactured to the specifications of the original to keep your power steering system functioning properly. These are replacement quality and everything is brand new. These are pressure tested for leaks and operation.

A65750150 1958-64 ..... 159.99 ea

**New!**



## 1958-64 Power Steering Control Valve Cap

Reproduction power steering control valve end cap for 1958-64 full size models equipped with original power steering. Manufactured to factory specifications, available with the "C" or "X" code.

LS111 1958-64 "C" ..... 9.99 ea  
LS319 1958-64 "X" ..... 23.99 ea

**New!**



## 1958-64 Power Steering Control Valve Seal and Ball Stud Replacement Kit

Reproduction power steering control valve ball stud replacement kit for 1958-64 Chevrolet full size models equipped with original power assist power steering. This kit includes all the internal ball stud bushing, ball stud, stud caps, spring, rod dust boot, dust boot retainer, and end cap plus the control valve o-ring and seal kit.

**Kit with Control Valve Seals**  
LS320 1958-64 ..... 68.99 kit

**Kit without Control Valve Seals**  
LS315 1958-64 ..... 49.99 kit

**New!**



## 1958-64 PS Control Valve Seal and Boot Kit

Reproduction power steering control valve seal and ball stud boot kit for 1958-64 Chevrolet full size models equipped with original power assist power steering. This kit includes all the internal control valve seals, o-rings, dust boot, and dust boot retainer. Service replacement for the 1958-62 steel shield style dust boot.

**Seal Kit with Boot and Retainer**  
LS313 1958-64 ..... 29.99 kit

**Boot and Retainer Only**  
LS525 1958-64 ..... 9.99 kit

**New!**



## 1958-64 PS Control Valve Ball Castle Nut

Reproduction power steering control valve castle nut and cotter pin for 1958-64 Chevrolet full size models equipped with original power assist power steering. This nut retains the center link to the control valve.

LS316 1958-64 ..... 2.99 ea

**OE<sup>®</sup> AUTHORIZED**



## 1959-96 Steering Coupler

OE<sup>®</sup> Authorized steering coupling joints for 1959-96 full size models. This coupler/rag joint is required to connect the steering column to the steering box. Each steering coupler is manufactured to factory specifications. Includes correct 12 point washer head clamp bolt and attaching hardware.

**3/4" x 36 Spline, 3-5/32" Diameter**  
7806391 1959-64 all ..... 39.99 ea  
7806391 1965-69 manual steering... 39.99 ea

**1 3/16" x 36 Spline, 3-1/4" Diameter**  
7828871 1965-76 power steering... 34.99 ea

**3/4" x 30 Spline, 3-1/4" Diameter**  
7818568 1970-77 manual steering... 32.99 ea

**3/4" x 30 Spline, 2-7/8" Diameter**  
7826542 1977-96 all ..... 32.99 ea

**OE<sup>®</sup> AUTHORIZED**



## 1977-87 Intermediate Steering Shaft

Service replacement partial intermediate shaft with coupler. This is the lower portion of the intermediate steering shaft for 1977-87 full size models. Fits between the steering gearbox and the steering column shaft. Makes installation of the new steering coupler/rag joint a much easier and safer repair job with no riveting of the coupler necessary. Measures 12-1/2" end to end.

748565 1977-85 Impala ..... 59.99 ea  
748565 1977-87 Caprice ..... 59.99 ea

**OE<sup>®</sup>**



## 1967-76 Steering Coupler Repair Set

This steering column coupler commonly known as the "rag joint" can be a weak link between the steering column and the steering gearbox. When the coupler becomes worn, it can lead to future problems with your steering system and expensive repairs.

C2553 1967-76 ..... 16.99 set

**OE<sup>®</sup> AUTHORIZED**



## 1959-02 Steering Coupler Hardware Set

OE<sup>®</sup> Authorized steering coupler hardware set for 1959-02 GM models. Includes: one 12 point coupler clamp bolt, one 3/8"-24 Hex nut, one 5/16"-24 Hex nut, one 5/16"-1/8 Hex nut, and two lock washers. Grade 8 quality.

*Note: Due to some couplers requiring a 5/16" fine thread nut and others requiring a 5/16" coarse thread nut, this set includes one of each for your customers convenience.*

**Coupler Hardware Set**  
748799 1959-02 6 piece ..... 7.99 set

**12 Point Coupler Clamp Bolt**  
748612 1959-02 12 point bolt ..... 6.99 ea



## 1958-64 Steering Column Joint Boot

Reproduction lower steering column joint seal. This seal/grease boot is essential to keeping water and dirt out of the universal joint on the lower steering column and helps keep the grease inside the U-joint.

EL20675 1958-60 ..... 18.99 ea  
B9260 1961-64 ..... 10.99 ea

**New!**



## 1958-86 Flanged Universal Joint

Flanged U-joints for 1958-86 full size models. Available in plain steel stainless steel. Made in USA.

K3128 1982 joint flange x 3/4" DD... 189.99 ea  
K312852 joint flange x 1" DD... 189.99 ea

# Power Steering Parts

**OE AUTHORIZED**



## 1965-79 New Manual Steering Gearbox

OE<sup>®</sup> Authorized reproduction manual steering gearbox for 1965-79 Impala models. This gearbox is made with new tooling for the highest quality standards, offering an exact fit and OE appearance. It can be used with original manual steering pitman arm and is a brand new unit, not rebuilt.

*Note: \*Steering coupler/return joint is sold separately under part #7806391. \*\*Steering coupler/return joint is sold separately under part #7818568.*

5696084\* 1965-69 24-1, 6-1/4 turns 229.99 ea  
8270032B\*\* 1970-79 16-1, 4 turns ..... 229.99 ea  
8270032A\*\* 1970-79 24-1, 6 turns ..... 229.99 ea



## 1965-96 New Power Steering Gearbox

Reproduction standard power steering gearbox for 1965-96 Chevrolet full size models. These steering boxes contain no remanufactured parts. It features an all new main casting, sector shaft, and internals. 100% tested for leaks, function, and performance. Features a 7/16" female inverted flare pressure port, 3/8" female inverted flare return port, and 13/16" input shaft.

P18503N 1965-76 4 to 4-1/2 turns 229.99 ea  
P17560 1980-96 3-1/4 to 4 turns 249.99 ea



## 1965-76 New PS Gearbox Set

OE replacements designed to fit and function equally or better than the originals. Also suitable for use when upgrading from manual to power steering. Includes flare fittings and steering coupler.

**- Standard Ratio - 3 to 4.5 Turns Lock to Lock -**  
**1965-76 Power Steering Gearbox**

Features a 7/16" female inverted flare pressure port, 3/8" female inverted flare return port and a 13/16" input shaft. Except for 454 models in 1975-76.

**3 to 3-1/2 Turns Lock to Lock**  
P18515 1965-76 all ..... 388.99 set

**4-1/2 Turns Lock to Lock**  
P18513 1965-76 all ..... 388.99 set

**New!**



## 1977-90 Remanufactured PS Gearbox

Each gearbox is completely tested for reliability and quality before leaving the factory and is cosmetically correct so you can maintain complete originality.

**- Standard Ratio - 3 to 3.5 Turns Lock to Lock -**

**1977-79 Power Steering Gearbox**

Features a 7/16" female inverted flare pressure port, 3/8" female inverted flare return port and a 3/4" input shaft. 3 to 3-1/2 turns lock to lock, 4 bolt cover.

P18507 1977-79 ..... 246.99 ea

**1980-84 Power Steering Gearbox**

Features metric o-ring type pressure and return ports and a 3/4" input shaft. 3 to 3-1/2 turns lock to lock. Ring retained cover.

P18509 1980-84 6 cylinder ..... 239.99 ea

**1980-90 Power Steering Gearbox**

Features metric o-ring type pressure and return ports and a 3/4" input shaft. 4 bolt cover.

P18510 1980-90 3 to 3-1/2 turns ..... 174.99 ea



## 1975-76 Reman. Slow Ratio PS Gearbox

**4 to 4.5 Turns Lock to Lock**

Features a 7/16" female inverted flare pressure port, 3/8" female inverted flare return port and a 13/16" input shaft. 4 to 4-1/2 turns lock to lock.

P18504 1975-76 with 454 ..... 299.99 pr



## 1965-76 New Quick Ratio PS Gearbox Set

**2.5 Turns Lock to Lock**

Features a 7/16" female inverted flare pressure port, 3/8" female inverted flare return port and a 13/16" input shaft. Includes flare fittings and steering coupler. Except for 454 models in 1975-76.

P18514 1965-76 all ..... 388.99 set

**BORGESON**

## 1965-90 New Quick Ratio PS Box


New power steering gearbox for 1965-90 Chevrolet full size models. This 12.7:1 quick ratio gearbox has a firm modern steering feel, plus it will bolt directly to the stock location and fit to the original power steering pitman arm. Power steering box includes adapters, so you can use either o-ring or flare style hose connections.

*Note: All pre-1977 vehicles will require a new rag joint flange part #7818568.*

800130 1965-90 2-1/2 to 3 turns ..... 467.99 ea



**New!**



## 1958-90 New Quick Ratio PS Gearbox

Reproduction quick ratio or standard power steering gearboxes for 1958-90 Chevrolet full size models. These steering boxes contain no remanufactured parts. It features an all new main casting, sector shaft, and internals. Every box 100% tested for leaks, function, and performance.

**2.5 to 3 Turns Lock to Lock**

**1965-76 Power Steering Gearbox**

Features a 7/16" female inverted flare pressure port, 3/8" female inverted flare return port, and 13/16" input shaft. P18502N 1965-76 2-1/2 to 3 turns ..... 279.99 ea

**1977-79 Power Steering Gearbox**

Features a 1 1/16" -18 diameter inlet port, 3/4" diameter input shaft, 3 mounting holes, 5/8" -18 diameter outlet port, and a 1-1/4" diameter output shaft.

P18505N 1977-79 ..... 209.99 ea

**1980-90 Power Steering Gearbox**

Features a 16-1.50 diameter inlet port, 3/4" diameter input shaft, 3 mounting holes, m18-1.50 diameter outlet port, and a 1-1/4" diameter output shaft.

P18511N 1980-90 2-1/2 turns ..... 249.99 ea

**3.5 Turns Lock to Lock**

**1958-64 Power Steering Gearbox**

500 Series power steering box is a key component in most high-performance modern style power steering systems. Quick ratio 14:1. Features 1 1/16" pressure port and 5/8" return port, 3/4"-30 input shaft, 3/4"-30 output shaft.

SGB5864 1958-64 3-1/2 turns ..... 264.99 ea



## 1977-90 Reman. Quick Ratio PS Gearbox

**2.5 Turns Lock to Lock**

**1977-79 Power Steering Gearbox**

Features a 7/16" female inverted flare pressure port, 3/8" female inverted flare return port and a 3/4" input shaft. 2-1/2 turns lock to lock, 4 bolt cover.

P18505 1977-79 ..... 219.99 ea

**1980-90 Power Steering Gearbox**

Features metric o-ring type pressure and return and a 3/4" input shaft. 2-1/2 turns lock to lock, 4 bolt cover. P18511 1980-90 ..... 199.99 ea

# Power Steering Parts



## 1958-64 600 Series Conversion Box

This power steering conversion set for 1958-64 Chevrolet small block engines with a short water pump uses the stock pitman arm and requires a 3/4" x 36 spline joint for output. Steering box is based on the new 600 series steering gear from Delphi that offers true modern steering feel with a 14:1 ratio for stable highway driving and quicker turning for easy parking and low speed maneuverability. A 16" long splined shaft and 3/4" x 36 spline DD universal joint are required for installation when using a stock steering column. Set includes: a remanufactured 600 steering box, adapter plate bracket, power steering pump, pump mount brackets, pulley, rag joint, splined steering shaft, and hoses.

*Note: If alignment issues are present you may have to shim the gearbox to properly align with steering shaft. Must use manual drag link adapter 990007 (sold separately) on vehicles equipped with factory style power steering.*

### 600 Series Set

Short Water Pump  
999014 1958-64 conversion set ..... 853.99 set

#### Individual Components

800106	1959-64	steering box	386.99 ea
800310	universal	DD pump	165.99 ea
13446	1959-64	U-joint	79.99 ea
409212	1959-64	12" steering shaft	34.99 ea
409216	1959-64	16" steering shaft	34.99 ea



## 1958-76 500 Series Conversion Box

The 500 Series power steering conversion gearbox for 1958-76 Chevrolet is a key part of a modern, high-performance power steering system. These 14:1 ratio units provide superior control and feedback, thanks to low friction recirculating ball gears. For the 1958-64 full size Chevrolet, the 500 Series is a direct replacement for the manual steering box and compatible with the original pitman arm. Works with original and aftermarket steering columns and sway bars. The 1965-76 gearbox works with the factory power steering pitman arm and 3/4" - 30 rag joint and is a great upgrade for manual and power steering models, including those with the larger 605 power steering gearbox.

**Important:** For power assisted vehicles SLK6164 steering linkage kit is required and CP3860 idler arm bracket is required on 1958-60 and some 1961 models when using SLK6164.

**Note:** \*Modification to stock radiator core support may be required or use of a notched radiator AL1012S2ANDZ or AL1012S2NDZ on 1959-65 full size. Shipped overweight.

### 500 Series Sets

<b>Short Water Pump</b>			
PSK5860*	1958-60	small block	754.99 set
PSK58601*	1958-64	409	839.99 set
PSK58602	1958-64	big block	839.99 set
PSK6164*	1961-64	small block	754.99 set
PSK6568	1965-68	small block	779.99 set

<b>Long Water Pump</b>			
PSK58603*	1958-60	small block	859.99 set
PSK6970	1969-70	small block	779.99 set

#### Individual Components

GB586403	1958-64	steering box	448.99 ea
GB657004	1965-76	steering box - black	448.99 ea
GB50730	1958-76	3/4" - 30 rag joint	38.99 ea
A6558641	1958-64	steering shaft	68.99 ea
A6558642	replacement hose set		64.99 set



## Steering Box Mounting Bolt

Reproduction bolt used to mount the steering box to the frame on most GM models. This bolt will work on both manual or power steering boxes. 3 required.

14343	1965-69	7/16"-14 x 4"	3.99 ea
14344	1976-79	7/16"-14 x 4-5/8"	4.99 ea

New!



## 1958-96 O-Ring to Invert Flare Fitting

O-ring to invert flare fitting for 1958-96 Impala and Caprice models. Converts 16mm and 18mm steering box to 11/16"-18 and 5/8"-18. Sold as a pair.

FF01	1958-96	2 piece	23.99 pr
------	---------	---------	----------

NEW AUTHORIZED



## 1958-64 PS Slave Cylinder

Reproduction power steering slave cylinder for 1958-64 full size Chevrolet models. Manufactured to the exact specifications of the original to keep your power steering system functioning properly.

A0720	1958-64		144.99 ea
-------	---------	--	-----------



## 1958-64 Slave Cylinder Mounting Bracket

A reproduction of the bracket that mounts the power steering slave cylinder to the vehicles frame rail on 1958-64 models. This steel bracket is an exact reproduction and will replace your original perfectly. For vehicles with power steering and a sway bar, this bracket also mounts the driver side sway bar bushing to the frame.

14063	1958-64		59.99 ea
-------	---------	--	----------

New!



## 1958-64 Power Steering Slave Cylinder Rebuild and Mounting Kit

Reproduction power steering slave cylinder seal and mounting kit for 1958-64 Chevrolet full size models equipped with original power assist power steering. This kit includes all the internal piston shaft seals and the mounting grommets, washers, sleeve, and retaining nut to secure the piston shaft to the vehicle.

LS314	1958-64		22.99 kit
-------	---------	--	-----------



## 1958-64 Power Cylinder Mount Set

This is a reproduction of the mounts that attach the power steering cylinder to the frame mount bracket. Set contains: 2 rubber bushings, 2 washers, 1 spacer, 1 lock nut, and 1 cotter pin.

PS72	1958-64		17.99 set
------	---------	--	-----------

## Pitman Arm Shaft Lash Adjuster Nut

GM service replacement part of the original lash adjuster. 7/16"-20 thread.

G7072	1964-86		11.99 ea
G7075	1991-96		11.99 ea

## Steering Gear to Pitman Shaft Lock Washer

It's always wise to replace the bolts and washers when replacing the pitman arm. Original pieces will rust or break-off when being removed. Assure correct installation and safety by replacing the washer.


G7075	1964-86		7.99 ea
G7075	1991-96		7.99 ea



## Series 7000 Power Steering Cooler Set

This little two-pass Tube & Fin power steering cooler uses 1/2" copper tubing expanded into aluminum cooling fins to extend pump and seal life and improve steering performance. It incorporates mounting brackets to make installation a snap. Feature 1/32" hose barb inlets. Includes: cooler, hose, clamps, and hardware.

13210	universal	8-1/8" x 2-3/4"	40.99 set
13211	universal	13-3/4" x 2-3/4"	39.99 set



## Series 8000 Power Steering Cooler Set

A step-up from Tube & Fin type coolers, this Deraile Plate and Fin power steering cooler features strong furnace brazed construction, 7/8" wide plates, 3/4" embossed turbulators which maximize heat transfer while also minimizing pressure drop. Includes: cooler, hose, clamps, and hardware.

13215	universal	11" x 5-3/4"	65.99 set
-------	-----------	--------------	-----------

# Steering/Suspension Parts



8011041



8011051



8011201

- Rack and Pinion with Tie Rod Ends, Mounting Bracket, and Hardware
- Power Steering Pump with Brackets, Pulley, Reservoir, and Hoses
- Column Shaft Kit Including U-Joints and Hardware for Original Column

## 1958-64 Performance Rack and Pinion Conversion

Improve the steering response and handling and eliminate bump steer in your classic 1958-64 Chevrolet with this performance rack and pinion conversion. This is a power steering kit that replaces the old steering components with new modern technology. This conversion is made specifically for the 1958-64 Impala/Bel Air models.

Note: Shipped double oversize.

**Stock Column**  
80110401 1958-64 small block, etc. LS/LT 1899.99 ea  
80110501 1958-64 big block..... 1543.99 ea

**Idiot Column**  
80111201 1958-64 small block, etc. LS/LT 1567.99 ea  
80111301 1958-64 big block..... 1582.99 ea



## 1958-64 Power Steering Linkage Set

A must when upgrading to a power steering box for optimum performance and handling or upgrading your manual steering linkage. No modification required. Includes: a complete new center link, pitman arm, idler arm, inner and outer tie rod ends, and an aluminum tie rod adjustment sleeves.

SLK6164 1958-64..... 238.99 set



## 1958-96 Front End Rubber Rebuild Set

Reproduction front end rebuild sets for 1958-96 Impala and full size models. Sets include: inner and outer tie rod ends, upper and lower ball joints, upper and lower rubber control arm bushings, and sway bar bushing end link kits. All sets feature original style rubber control arm bushings.

### OE Style Rubber Sets

K45301	1958-64.....	199.99 set
K45302	1965-68.....	199.99 set
K45303	1969-70.....	332.99 set
K45304	1971-72.....	199.99 set
K45305	1973.....	199.99 set
K45306	1974-76.....	199.99 set
K45307	1977-79.....	199.99 set
K45308	1980-96.....	199.99 set



FR2002P



FR2004P

## 1958-70 Front Suspension Poly Rebuild Set

CPP's front end sets make it possible to achieve better than new performance for a modest price. Sets include: upper and lower ball joints, outer tie rod ends, control arm bushing kit, and lower bump stops. Sway bar bushings and end links sold separately. All sets feature performance style Polyurethane control arm bushings.

### Polyurethane Sets

FR2001P	1958-60.....	401.99 set
FR2002P	1961-64.....	389.99 set
FR2003P	1965-66.....	378.99 set
FR2004P	1967-68.....	378.99 set
FR2005P	1969-70.....	412.99 set



## 1958-62 Manual Steering Center Link

This OER® reproduction center link is for 1958-62 models with manual steering. Ideal for converting from power steering to manual steering to lighten the front end, or just rebuilding your stock manual steering.

3750827 1958-62 manual steering... 119.99 ea

### OER AUTHORIZED



## 1958-64 Manual Steering Center Link Adapter

The center link adapter screws onto the end of the drag link in place of the factory power steering control valve. This adapter is required when converting to a 500, 605, or 670 series power steering gearbox, and uses the factory power steering pitman arm.

14793 1958-64..... 79.99 ea



## 1958-62 Chevy Manual Center Link Repair Set

Rebuild that worn out manual center link on your 1958-62 Impala/full size. This is a good upgrade to your steering if you are changing over to a power steering gearbox. Set includes all of the items needed to make your center link as good as new.

Important: NOT for factory power steering center link.

A650101 1958-62..... 39.99 set



## 1964-81 Pitman Arm Hardware

Reproduction pitman arm retaining nut and lock washer for 1964-81 Chevrolet full size models.

1253511 1964-81..... 4.99 set



## Pitman Arm Puller

This pitman arm puller will make replacing the pitman arm easy. Specifically designed to pull pitman arms from most cars and trucks.

Y41900..... 34.99 ea

# Steering/Suspension Parts



## 1973-96 Extended Length Upper Ball Joint

Extended length OEM style ball joint for 1973-96 Chevrolet full size models. These original style greasable ball joints feature extended length for improved camber gain and increased control arm to frame clearance.

SP94017 1973-96 LH or RH ..... 124.99 ea



## 1964-96 Ball Joint Dust Boots

The performance and service life of your vehicle's ball joints are very much affected by dirt, moisture, and other contaminants. For these reasons, Prothane ball joint dust boots are essential for protecting this important suspension component. Each set includes 2 upper boots and 2 lower boots.

PE191715G 1964-74 black ..... 7.99 set  
 PE191715R 1964-74 red ..... 7.99 set  
 PE191717G 1975-96 black ..... 4.99 set  
 PE191717R 1975-96 red ..... 4.99 set



## 1975-96 Polyurethane Ball Joint Boots

Polyurethane ball joint boots from Energy Suspension. Unlike conventional boots, these are designed to never wear out. Each set includes 2 upper boots and 2 lower boots.

913128C 1975-96 black ..... 9.99 set  
 913128R 1975-96 red ..... 9.99 set



## Pickle Fork Set

This fork set is designed to separate ball joints, tie rods, pitman arms, and other suspension items that are difficult to separate. 5 piece set.

Y41500 ..... 44.99 set

## H - Lower Ball Joints

Note: \*Police/vanagon 5/8" thread.

10231	1958-65	all	20.99 ea
10231	1966-70	exc. police/taxi	20.99 ea
10267	1971-76	all	24.99 ea
10277	1977-96	std size	23.99 ea
104113	1977-96	.0025 os	14.99 ea
10267*	1995-96		24.99 ea

## I - Upper Control Arm Bushings

Note: \*Forward. \*\*Rearward.

12162	1958-70	4 required	17.99 ea
12235	1971-73	4 required	8.99 ea
12310*	1974-79	1 pair req'd	7.99 pr
12235**	1974-79	2 required	8.99 ea
12310	1980-96	2 pair req'd	7.99 pr

## J - Lower Control Arm Bushings

Note: \*Forward. \*\*Rearward.

12163	1958-64	set of 4	18.99 set
12238A	1965-70	exc. police/taxi	15.99 ea
12297*	1971-72	2 req'd	9.99 ea
12298**	1971-72	2 req'd exc. 454	13.99 ea
12258	1973-74	2 req'd forward	12.99 ea
12297*	1973-96	2 required	9.99 ea
12298**	1973-96	2 required	13.99 ea

## K - Upper Control Arms

<b>With Ball Joint and Bushings</b>		
153950	1958-64	220.99 pr
<b>With Joint, Bushings, Shaft</b>		
14039013	1977-96 LH	89.99 ea
14039014	1977-96 RH	89.99 ea

## L - Lower Control Arms

<b>With Joint, Bushings, Shaft</b>		
153951	1958-64	226.99 pr
<b>With Ball Joint and Bushings</b>		
14039015	1977-96 LH	97.99 ea
14039016	1977-96 RH	102.99 ea

## 1985-70 Pitman Arm

Reproduction power steering pitman arm for 1965-70 Chevrolet full size models. Great for use on 500 Series, 600, 605 gearboxes when converting to power steering or upgrading.

A6501100 1965-70 w/power steering 58.99 ea

## Idler Arm Conversion Bracket

This bracket is used to update your 1958-60 idler arm to the 1961-64 idler arm (18573). We recommend using the later idler arm when installing a 500 Series w/power steering box.

Note: Some 1961 models may require this bracket. Use with SLK6164 steering linkage kit on 1958-60 vehicles.

CP5860 1958-60 ..... 35.99 ea

# Steering/Suspension Parts



line tube



## 1964-72 Tie Rod Sleeve Bolts

Factory correct tie rod sleeve bolts with TR head stamp as original.

1253529 1964-72 4 piece..... 8.99 set

New!

ENERGY  
SUSPENSION



913101G

913101R

## 1955-96 Tie Rod End Dust Boots

Repair torn and worn-out tie rod end boots without having to purchase the entire tie rod. Add durability surpassing most OEM rubber boots with this quality reproduction. The rod boots seal out contaminants and prevent loss of lubricant. While tie rod dust boots won't help you corner harder, they do look good, are built to last and will help your tie rods last longer. Manufactured in high-performance polyurethane for added performance and durability. Measurements: 19/32" shaft, 1-3/8" body. Sold in pairs

913101G 1955-96 black..... 4.99 pr  
913101R 1955-96 red..... 4.99 pr

QAI



## 1964-72 Tie Rod End Dust Boots

Reproduction tie rod end dust boots with OE part number on the boots. The rod end dust boots measure approximately 1-3/16" on bottom, 1-1/4" on top and 1/2" hole.

1253515 1964-72 4 piece..... 23.99 set

New!

ENERGY  
SUSPENSION



## Octagon Tie Rod End Dust Boots

Repair torn and worn out tie rod end boots without having to buy the entire tie rod. Add durability surpassing most OEM rubber boots. Exclusive octagon style features 5 point sealing action. Made of high-performance polyurethane for added performance and durability.

913102G black..... 5.99 pr

REAR WHEEL  
WASHER



GW20



GW90

## 1958-96 Tubular Tie Rod Adjusting Sleeves

Tubular tie rod adjusting sleeves replace the standard split sleeve tie rod adjusters located between the inner and outer tie rods. The sleeve is stronger than stock because of full thread engagement. The tie rod sleeves feature machined slots designed to accept an open end wrench for easy adjusting. Black powder coated finish with LH and RH threaded jam nuts. Sold in pairs.

GW90 1958-64..... 73.99 pr  
GW20 1965-72..... 64.99 pr  
GW30 1994-96..... 69.99 pr

New!

QAI



## 1965-70 Tie Rod Sleeve

Technically correct in appearance with original factory installed component. OE quality reproduction from Classic Suspensions. Manufactured by an OE supplier to modern technical specifications while offering restorers an original appearance and exact fit replacement. Replaces original GM part number; Sleeve 3855946, Clamp 3886435 (TRW ES350S).  
154101 1965-70 LH or RH..... 24.99 ea

HOTCHKISS  
MACHINED TIE ROD SLEEVES



H1607

USA

## 1965-96 Machined Tie Rod Sleeves

Enhance the steering precision of your 1965-96 full size model with machined tie rod adjusting sleeves. These gloss black powder coated sleeves have machined wrench flats and include jam nuts for quick and easy toe adjustment. Sold in pairs.

H1607 1965-70 5/8" thread..... 99.99 pr  
H1612 1990-96 11/16" thread..... 99.99 pr

New!

QAI



USA

## 1978-96 Heavy-Duty Tie Rod Sleeves

Install these heavy-duty QAI tie rodsleeves for a positive steering improvement in most GM vehicles. They are manufactured from solid steel Hex stock then zinc plated for durable good looks and corrosion resistance. E5252 1978-96 11/16" x 3-1/2"..... 84.99 pr

QAI AUTHORIZED



## 1964-72 Zerk Fitting Set

Reproduction plated grease or zerk fittings for a variety of uses including for replacement of tie rod end and center link grease fittings. When restoring tie rod ends, these need to be replaced for best results. Specifications: 1/4"-28, straight, thread length 9/64", overall length 1/2", and ball check.  
1253599 1964-72 6 piece set..... 2.99 set

USA

## Octagon Tie Rod End Dust Boots



# Control Arms



## 1958-64 Tubular Control Arms

Tubular control arms are designed for maximum strength and visual impact. The upper arms are designed to allow for an extra 5 degree of caster. The lower control arms have a factory style stamped coil spring mount with an integrated shock mount. This stamping is welded around its entire perimeter and accepts QA-1 and Ridetech Shockwave coilovers. All arms capture both sides of the bushing, unlike the originals that were only retained on one side. This safety feature allows full control with virtually no flex on the control arm when cornering. Available in gloss black or silver powder coated.

<b>Upper Tubular Control Arms</b>	
TCA58641B 1958-64 black.....	447.99 pr
<b>Lower Tubular Control Arms</b>	
TCA58642B 1958-64 black.....	591.99 pr
<b>Upper/Lower Tubular Control Arm Kits</b>	
R5864B 1958-64 black.....	1039.99 kit



## 1958-70 Tubular Control Arms

Tubular control arms are designed for maximum strength and visual impact. The upper arms are designed to allow for an extra 5 degree of caster. The lower control arms have a factory style stamped coil spring mount with an integrated shock mount. This stamping is welded around its entire perimeter and accepts QA-1 and Ridetech Shockwave coilovers. All arms capture both sides of the bushing, unlike the originals that were only retained on one side. This safety feature allows full control with virtually no flex on the control arm when cornering.

<b>Upper Tubular Control Arms</b>	
153627 1958-64.....	249.99 pr
153632 1965-70.....	246.99 pr
<b>Lower Tubular Control Arms</b>	
153628 1958-64.....	279.99 pr
153633 1965-70.....	282.99 pr
<b>Upper/Lower Tubular Control Arm Sets</b>	
ETA5864B 1958-64.....	491.99 set
ETA6570B 1965-70.....	491.99 set



## 1958-70 Tubular Upper Control Arms

The G-Plus tubular upper control arms for 1958-70 models eliminate the way the vehicle drives and performs. The wander and vague road feel is dramatically improved, even though it's through the stock steering components. This suspension system was designed front to rear, addressing the problems associated with this older platform. The control arms are powder coated black and are pre-assembled with Del-A-Lum bushings, billet cross shafts, stock upper ball joints and urethane bump stops. New alignment specifications are also provided. Sold in pairs.

GW84 1958-64.....	621.99 pr
GW50 1965-70.....	616.99 pr



## 1958-70 Tubular Lower Control Arms

The G-Plus tubular lower control arms are designed to accept the standard coil spring, coilover shocks or shocks with air bags. The arms are powder coated black and pre-assembled with our Del-A-Lum bushings, billet cross shafts, stock lower ball joints, urethane bump stops and spring cushions, sway bar attachment and hardware. These arms will work with drum or disc brakes and power steering. Direct bolt-in fit with no modifications needed. Sold in pairs.

GW841 1958-64.....	814.99 pr
GW501 1965-70.....	710.99 pr



## 1958-64 Lower Control Arms

These stamped replacement lower control arms have the look and feel of original factory control arms for the 1958-64 Impala/full size models. These include rubber or POLYPLUS™ bushings, ball joints, and cross shafts installed and have a painted semi-gloss black finish. Sold in pairs.

CP586421 1958-64 rubber.....	324.99 pr
CP586422 1958-64 PolyPlus™.....	349.99 pr



## 1958-64 Lower Control Arm Plate Set

Reproduction lower control arm plate for 1958-64 Chevrolet models. Set includes a forged plate with Grade 8 hardware. 2 sets required per vehicle.

C5819 1958-64 plate.....	17.99 set
--------------------------	-----------



## 1965-96 QA1 Tubular Control Arms

QA1 Performance Street Series control arms provide a better ride and improved handling performance. These control arms offer weight savings over the stock arms, use polyurethane bushings for comfort, durability and low friction movement, and contain a maintenance free ball joint for long-lasting strength. Upper arms feature a light weight aluminum cross shaft and offer significant weight savings. Coilovers required, not compatible with factory coil springs and shocks.

Note: \*New A-Arm design, strut rod is not required.

<b>Upper</b>	
52701 1965-70 LH and RH.....	592.99 pr
E52518 1971-96 LH and RH.....	692.99 pr
<b>Lower</b>	
52700 1965-70 LH and RH.....	932.99 pr
52721 1971-76 LH and RH.....	799.99 pr
E52720 1977-96 LH and RH.....	799.99 pr



## 1958-64 Front Upper Adj. Control Arms

These front upper adjustable control arms for 1958-64 Impala will give you the most adjustability and best clearance of any arm on the market. These adjustable arms include ball joints that are 1/2" taller than stock to improve camber curve. Throw in some caster and the ability to tune camber and you will have a modern feeling suspension. The ball joints are grease-able and rebuildable. Allows up to camber ±3.0 degrees, Caster ±3.00 degrees. Poly bushings.

SP97150 1958-64.....	895.99 pr
----------------------	-----------



## 1973-96 Front Upper Adj. Control Arms

SPC front upper adjustable control arms design will give you the most adjustability and best clearance of any arm on the market. These adjustable arms come with ball joints that are 1/2" taller than stock to improve camber curve. Throw in some caster and the ability to tune camber and you will have a modern feeling suspension. The ball joints are greaseable and rebuildable. Adjustment Range: Camber ±3.0 degrees, Caster ±3.0 in.

SP97130 1973-96 Caprice.....	895.99 pr
------------------------------	-----------

# Control Arms



## 1958-64 Upper Control Arm Shaft

These reproduction upper control arm cross shafts are for 1958-64 models. Manufactured to factory specifications for a perfect fit.

A1007 1958-64 LH or RH..... 42.99 pr



## 1958-64 Lower Control Arm Shaft

These reproduction lower control arm cross shaft are for 1958-64 models. Manufactured to factory specifications for a perfect fit. 2 required per vehicle.

A1004 1958-64 LH or RH..... 34.99 ea

**OER AUTHORIZED**



14796



14797

## 1958-64 Control Arm Shaft and Bushings

OER® Authorized control arm shafts for 1958-64 Chevrolet full size models. Includes: shafts, OE style rubber bushings, bushing cap washers, bushing retainer bolts, and lock washers.

### Stock Replacements

14796 1958-64 upper..... 59.99 set  
14797 1958-64 lower..... 59.99 set



13200A

## 1971-96 Upper Control Arm Shaft Set

Classic Industries® offers this replacement control arm shaft set for 1971-96 passenger models. Includes the shaft, bushings, and washers for easy installation.

13201A 1971-73..... 87.99 set  
13200A 1974-79..... 41.99 set  
13205A 1980-96..... 69.99 set



## 1958-64 Lower Front Cross Shaft Bolts

Replacement bolts with nuts for the lower control arm cross shaft on 1958-64 full size models. Includes two 9/16"-18 x 2-1/2" bolts with nuts. Sold as a set. 2 sets per vehicle required.

TR128 1958-64..... 4.99 set



## 1965-70 Adjustable Strut Rod

This adjustable strut rod for 1965-70 full size models no longer uses the standard rubber bushings. Instead it uses a spherical rod end with a special clevis that indexes properly in the frame and not allow rotation. This design provides more control at the wheel during braking and cornering. Front end stability is also dramatically improved. Caster is still adjustable via the strut rod by a special locking Hex adjuster so setting the alignment is easy. These pre-assembled strut rods are powder coated black and include hardware.

GW502 1965-70..... 478.99 pr



PE71211G

PE71211R

USA

## 1965-70 Strut Arm Bushings

Front strut rod bushing set for 1965-70 Chevrolet full size models. In this set, there is 4 half bushings, one for each side. The strut rod comes off your lower control arm and connects to the frame of your vehicle, running parallel of the vehicle instead of left to right. These bushings play an important role in keeping your control arm in place when accelerating or decelerating. These bushings are formulated and designed to reduce the noise, vibration, and harshness that other polyurethane bushings may give and include "squeak proof" super grease. Available in black or red.

PE71211G 1965-70 all..... 26.99 set  
PE71211R 1965-70 all..... 26.99 set



37109R

## 1965-70 Strut Rod Bushing Set

Polyurethane strut rod bushing sets deliver big improvements in real world driving for owners of big, full size Chevrolet models. They are often the choice with street and strip enthusiasts, low riders, hoppers, and of course, police, fire and government service agencies. The size and weight of these vehicles, whether at work or hard at play, place tremendous demands on their suspensions. Demands that original rubber components simply can't stand up to. Polyurethane components are designed to meet their special needs and provide an incredible improvement in handling, control, and reliability.

37109G 1965-70 black..... 34.99 pr  
37109R 1965-70 red..... 34.99 pr



OER RESTORATION

## 1958-70 Control Arm Bumper

Bring the suspension back to factory original condition with these upper and lower control arm bumpers for 1958-70 suspensions. 2 required per vehicle.

3742252 1958-64 LH or RH..... 5.99 ea  
3939198 1967-70 LH or RH..... 14.99 ea



## 1971-96 Lower Control Arm Bumper

Reproduction control arm bumpers for 1971-74 and 1977-96 full size Chevrolet cars including Impala and Caprice models. Replacing damaged or missing bumpers will reduce control arm to frame contact. Sold individually. 1 required per control arm.

10068783 1971-74..... 9.99 ea  
10068783 1977-96..... 9.99 ea



## 1958-70 Upper Control Arm Bumper

Replacing the control arm bumpers with these OER® reproductions bumpers can help bring the suspension back to factory original condition and keep it from bottoming out. 2 required per vehicle.

384220 1958-70 LH or RH..... 9.99 ea



## 1971-96 Upper Control Arm Bumper

Replacing the control arm bumper can help keep the suspension from bottoming out. This all new replacement is designed to replace the original exactly.

1362014 1971-96..... 11.99 ea

ridetech



## Bushing Installation/Removal Tool

Replacing OEM bushings and don't have a press? No problem! This new tool allows you to remove and install bushings with simple hand tools. Includes all necessary hardware to remove upper and lower control arm bushings.

85000009 bushing tool..... 134.99 ea

# Control Arm Components



## 1973-96 Full Size Replacement Bump Stop

Conical bump stop for lower control arms, designed to replace worn original GM bump stops.

*Note: Not for use with OE style control arms.*


SP95339 1973-96..... 25.99 ea



## 1971-92 Poly Lower Control Arm Bumper

Control arm bumper stops are guaranteed to last longer and perform better than OEM rubber stops. Cushions impact between suspension components preventing excessive damage. 1 pair required per vehicle.

99150G 1971-92 lower - black..... 19.99 pr  
99150R 1971-92 lower - red..... 19.99 pr



## 1978-96 Poly Upper Control Arm Bumper

Control arm bumper stops are guaranteed to last longer and perform better than OEM rubber stops. Cushions impact between suspension components preventing excessive damage.

39102G 1978-96 black..... 10.99 pr  
39102R 1978-96 red..... 10.99 pr



## Formula Five Prelube



Energy Suspension Formula Five Prelube is a versatile, waterproof, non-melting grease containing PTFE. Forms a tough, durable, chemical resistant film of lubricant. This lube also prevents metal-to-metal contact even under severe shock loads. Only small amounts are required to properly lubricate bushings and metal components and to prevent corrosion. Use this when assembling your polyurethane bushings to your suspension.

*Important: Only small amounts of this prelube are needed when assembling components.*

911104 8 oz. tub..... 15.99 ea



## 1958-96 Control Arm Bushings

It doesn't take long before soft suspension rubber begins to deteriorate. Polyurethane is impervious to deterioration caused by oil, grease, and the elements, giving you firm, confident handling that lasts. These bushings are formulated and designed to reduce the noise, vibration, and harshness that other polyurethane bushings may have and include "squeak proof" Super Grease. All of the dynamic bushings feature grooves to hold grease for superior performance.

*Note: Please add color code to part number when ordering: G - black and R - red.*

Front - Upper/Lower with Shells		
PE7210	1958-64 full size	72.99 set
PE7211	1965-70 without lower	55.99 set
PE7212	1971-72 all	83.99 set
PE7212	1973 w/1.625" o.d. lwr	83.99 set
PE7213	1973 w/1.375" o.d. lwr	79.99 set
PE7214	1974 w/1.625" o.d. lwr	85.99 set
PE7214	1975-79 w/1.625" o.d. lwr	85.99 set
PE7215	1974 w/1.375" o.d. lwr	84.99 set
PE7216	1980-90 Impala/Caprice	88.99 set
PE7230	1991-96 Impala/Caprice	87.99 set

Rear - Upper/Lower without Shells		
PE7307	1959-64 1 upper arm	64.99 set
PE7308	1959-64 2 upper arms	98.99 set
PE7309	1965-70 1 upper arm	88.99 set
PE7310	1965-70 2 upper arms	153.99 set
PE7313	1969-70 V8	126.99 set
PE7311	1971-77 all	140.99 set
PE7312	1978-95 all	93.99 set



## 1959-70 Polyurethane Bushing Set

It doesn't take long before soft suspension rubber begins to deteriorate. Polyurethane is impervious to deterioration caused by oil, grease, and the elements, giving you firm, confident handling that lasts. These bushings are formulated and designed to reduce the noise, vibration, and harshness that other polyurethane bushings may have and include "squeak proof" Super Grease. All of the dynamic bushings feature grooves to hold grease for superior performance.

*Note: Please add color code to part number when ordering: G - black and R - red.*

1959-64 Set		
PE7202	1959-64 all	250.99 set

1965-70 Set		
PE72015	1965-70 2 door hardtop	473.99 set



## 1958-96 Front Control Arm Bushing Set

Maintains better alignment while cornering, hard acceleration or braking than soft OEM rubber. Better caster and camber is maintained during hard driving resulting from the correct durometer firmness.

*Note: Please add color code to part number when ordering: G - black and R - red.*

33108	1958-64 all	97.99 set
33150	1965-70 reuse metal parts	63.99 set
33103	1971-72 all	104.99 set
33103	1973 w/1-5/8" o.d. lowers	104.99 set
33104	1973 w/1-3/8" o.d. lowers	104.99 set
33105	1974 w/1-5/8" o.d. lowers	103.99 set
33105	1975-79 all	103.99 set
33113	1980-90 all	104.99 set
33173	1991-96 Impala/Caprice	110.99 set



## 1959-96 Rear End Control Arm Bushings

Be in control when maneuvering through turns, during standing start accelerations, braking, or over bumps and berms. Allows the rear end control arm system to function more effectively, adding a higher degree of performance and durability.

*Note: Must reuse existing outer metal shells. Please add color code to part number when ordering: G - black and R - red.*

33153	1959-64 w/1 upper arm	110.99 set
33152	1959-64 w/2 upper arms	134.99 set
33149	1965-68 w/2 upper arms	133.99 set
33149	1969-70 6 cyl. w/2 upper arms	134.99 set
33148	1965-68 w/1 upper arm	110.99 set
33148	1969-70 6 cyl. w/1 upper arm	110.99 set
33151	1969-70 8 cyl. w/dual upper	134.99 set
33158	1971-77 exc. station wagon	147.99 set
33159	1978-96 all	147.99 set

# Front and Rear Sway Bars



**H2TECHKIS**  
HARDWARE SUPPLY


H2269F

## USA 1958-64 Full Size Sway Bar Set

You can improve handling and straight line performance on your 1958-64 full size model with these sport sway bars. These performance sway bars control the roll of your vehicle in corners and allow you to put more power down in the straights. These high carbon steel hollow sway bars are finished in gloss black powder coated and include polyurethane bushings, end links, brackets, and hardware. Sold in front and rear sets only.

Note: \*Will not fit Currie-brand Ford 9" rear ends or step-down Ford 9" rear ends. Shipped double oversize.

**Front Only**  
H2269F 1958-64 w/605 steering box 399.99 set  
**Rear Only**  
H2268R\* 1958-64 ..... 549.99 set



FSB706



RSB934



RSB380



RSB986

## 1958-96 Full Size Sway Bar Set

Quality sway bars for 1958-96 full size models. Each sway bar is manufactured to correct specifications allowing a superb fit while giving the suspension an accurate replacement. All sway bars include polyurethane bushing sets and mounting hardware for easy installation.

Note: Shipped oversize.

**Front**  
FSB706 1958-64 front 1" ..... 212.99 set  
FSB864 1965-70 front 1-1/8" ..... 208.99 set  
FSB882 1971-76 front 1-1/8" ..... 252.99 set  
FSB515 1977-96 front 1-1/4" ..... 266.99 set  
FSB881 1977-96 front 1-1/8" ..... 297.99 set

**Rear**  
RSB934 1958-64 rear 1" ..... 229.99 set  
RSB380 1965-70 rear 1" ..... 230.99 set  
RSB943 1971-76 rear 1" ..... 196.99 set  
RSB986 1971-76 rear 7/8" ..... 239.99 set  
RSB943 1977-96 rear 1" ..... 196.99 set



HW5712



HW5703



HW5703



HW58124



HW58134



HW5803

## USA 1958-96 Full Size Sway Bar Set

Control the body roll of your 1958-96 Chevrolet full size with high-performance 4140 chromoly steel sway bars with high-performance 4140 chromoly steel sway bar bushings and mounting hardware. Easily installs with basic hand tools (some drilling may be required). Choose from solid bars for maximum strength or tubular bars for reduced weight.

Note: 1958-70 rear sway bars mount to lower control arm - drilling required. Each set includes all new hardware.

\*Excluding SS and wagon. \*\*Impala SS. Shipped oversize.

**Front - Solid**  
HW5712 1958-64 1" dia. .... 398.99set  
HW5713 1965-70 1-1/8" dia. .... 385.99set  
HW5703 1991-96 1-5/16" dia. .... 398.99set

**Front - Tubular**  
HW55720 1977-96 1-3/8" dia. .... 427.99set  
HW55703 1991-96 1-5/16" dia. .... 392.99set

**Rear - Solid**  
HW58124 1958-64 7/8" dia. .... 330.99set  
HW58134 1965-70 1" dia. .... 330.99set  
HW5803\* 1977-96 1-1/8" dia. .... 398.99set  
HW5820\*\* 1994-96 1-1/8" dia. .... 330.99set



QA1

52824



QA1

52851

## USA 1965-96 Full Size Sway Bar Kit

QA1 sway bars will give your vehicle the stability it needs to keep the tires planted on the road. They are an easy bolt-on upgrade to reduce body roll and improve cornering. Front bars are manufactured from 4130 chromoly steel and include greasable polyurethane bushings and high-quality plated hardware. Rear bars are manufactured from solid 1045 cold formed steel and include mounting hardware. Powder coated gloss black for lasting durability and corrosion resistance.

Note: \*With factory a-arms. \*\*With QA1 tubular a-arms. Shipped oversize.

**Front Sway Bar Kits**  
52823\* 1965-70 1-3/8" ..... 314.99 kit  
52824\*\* 1965-70 1-3/8" ..... 415.99 kit  
52850 1971-76 1-3/8" ..... 388.99 kit  
52862 1977-96 1-3/8" ..... 337.99 kit

**Rear Sway Bar Kits**  
52826 1965-70 1" ..... 272.99 kit  
52851 1971-96 1-1/4" ..... 467.99 kit



QA1

## USA 1971-76 Full Size Sway Bar Set

QA1 sway bars will give your vehicle the stability it needs to keep the tires planted on the road. They are an easy bolt-on upgrade to reduce body roll and improve cornering. Includes front and rear sway bars and mounting hardware. Powder coated gloss black for lasting durability and corrosion resistance.

Note: Shipped oversize.

52852 1971-76 (F)1-3/8", (R)1-1/4" ..... 856.99 set

## 1958-64 Full Size Front Sway Bar Set

Replacement front sway bar for 1958-64 Chevrolet Impala, Bel Air, and Biscayne models. These sway bars are designed to minimize body roll, under steer and over steer when cornering, resulting in improved vehicle handling and control. These offer all of the above without affecting your ride quality. Includes 7/8" diameter sway bar, high-performance rubber bushings, all mounting hardware.

FSB909 1958-64 black pdwr coated. .... 134.99 set

STEERING, SUSPENSION, REAR END & BRAKES

# Front and Rear Sway Bars



BX20032B

## 1991-96 Front Sway Bar Set

Looking for better cornering and reduced body roll? BMR sway bars are the answer. Made with cold formed steel to resist torsional fatigue better than conventional bars. Features solid core construction. Includes: mounting hardware, end links, and Polyurethane bushings.

**Important:** Please specify: A for red finish, B for hammerstone finish.

BX20032 1991-96 1.25" diameter ... 259.99 set



AS8500300



AS8500301

## 1991-96 Factory Style Sway Bar

Factory style front sway bars for 1991-96 Impala and Caprice models. Zinc-plated for corrosion resistance. Brackets, bushings, and hardware sold separately.

**Note:** Shipped oversize.


AS8500300 1-1/16" silver zinc ..... 109.99 ea  
AS8500301 1-1/4" gold zinc w/W6... 119.99 ea



## 1958-84 Rear Sway Bar Set

OER<sup>®</sup> Authorized rear sway bar for 1958-64 Impala full size models. This 1" sway bar is designed to minimize body roll, under steer, and over steer when cornering, resulting in improved vehicle handling and control. These offer all of the above without affecting your ride quality. Set includes sway bar links and frame bushings (where applicable) and mounting hardware.

RSB501 1958-64 1" diameter ..... 134.99 set



18048N

## 1958-70 Sway Bar Link Set

Correct sway bar link sets are available. Includes components to replace the original bushings and hardware. Each set includes: 4 bushings, 1 bolt, 1 nut, 4 washers, and 1 spacer. 2 required.

18064 1958-64 LH or RH ..... 14.99 ea  
18048N 1965-70 LH or RH ..... 6.99 ea

OER AUTHORIZED



## 1971-96 Sway Bar End Link Set

Designed to replace 1971-96 front sway bar end links. Replacement set designed to eliminate sway bar end movement with rubber bushings. Includes: 4 bushings, 1 bolt, 1 nut, 4 washers, and 1 spacer. 2 required.


18060 1971-96 LH or RH ..... 12.99 ea



PE19412R



PE19412G



MN19405R



MN19405G



PE19406R

## 1958-96 Sway Bar End Links

If your vehicle's handling is a bit on the sloppy side lately, replace your mushy rubber end links with Prothane's polyurethane end links. Polyurethane is unaffected by oil, smog, road salt, and most chemicals. It doesn't soften, compress, or distort like rubber.

**Note:** Please add color code to part number when ordering: G - black and R - red.

PE19412 1958-64 4-3/4" mntg length 29.99 set  
MN19405 1965-70 3-1/4" mntg length 24.99 set  
MN19408 1971-90 4-1/4" mntg length 28.99 set  
PE19406 1991-96 3-1/2" mntg length 25.99 set

ENERGY SUSPENSION



98120G



98117R

## 1958-96 Urethane

## Stabilizer Bar End Links

USA

Superb urethane stabilizer link sets for 1965-72 full size models. Replace your original GM rubber bushings with these ultra-sleem replacements. Classic Industries<sup>®</sup> recommends using all urethane bushings for the suspension rather than mixing rubber type and polyurethane for better handling and less wear.

**Note:** Please add color code to part number when ordering: G - black and R - red.

98119 1958-64 all ..... 25.99 set  
98120 1965-70 all ..... 25.99 set  
98117 1971-90 all ..... 24.99 set  
98123 1991-96 Impala/Caprice ..... 25.99 set

ENERGY SUSPENSION



98162G



98166R

USA

## Adjustable Polyurethane End Links

Installing better handling and stability just got a lot easier with Energy's Adjust-A-Link. The end links include two different height bushings which enable you to mix and match to obtain the optimal length. Each set number offers 1/2" of adjustability in 1/4" increments. Energy's Adjust-A-Link will accommodate lengths of 2 3/4" to 6 3/8" with no coverage gaps.

2-3/4" - 3-1/4" 70mm-83mm  
98162G black ..... 25.99 set  
98162R red ..... 25.99 set  
3-3/8" - 3-7/8" 86mm-99mm  
98163G black ..... 25.99 set  
98163R red ..... 25.99 set  
4" - 4-1/2" 102mm-115mm  
98164G black ..... 25.99 set  
98164R red ..... 25.99 set  
4-5/8" - 5-1/8" 117mm-130mm  
98165G black ..... 25.99 set  
98165R red ..... 25.99 set  
5-1/4" - 5-3/4" 133mm-146mm  
98166G black ..... 25.99 set  
98166R red ..... 25.99 set  
5-7/8" - 6-3/8" 133mm-146mm  
98167G black ..... 25.99 set  
98167R red ..... 25.99 set

# Sway Bars Bushing



## 1965-94 Sway Bar Bushings w/Clamps

Prothane offers precision-made, yet universal sway bar bushing sets that deliver maximum performance. The same formulated performance compound found in their other bushings is used here, giving you superior handling over the stock rubber units. A wide variety of Prothane sway bar bushings is available to cover all popular applications. Your choice of standard brackets or greasable brackets.

Note: Please add color code to part number when ordering: G – black and R – red.

**Includes Standard Brackets**

PE191106	1965-94	3/4"	13.99 set
PE191107	1991-94	13/16"	13.99 set
PE191108	1971-76	7/8"	12.99 set
PE191110	1973-76	1"	12.99 set

**Includes Greasable Brackets**

PE191154	1965-94	3/4"	14.99 set
PE191155	1991-94	13/16"	14.99 set
PE191156	1971-76	7/8"	13.99 set
PE191158	1973-76	1"	13.99 set

**ENERGY SUSPENSION**



## 1991-96 Sway Bar Bushing w/Clamps Set

Dollar for dollar, performance polyurethane sway bar bushings offer the greatest improvement in performance among all the polyurethane products! They make the vehicle's sway bar system much more effective – like adding a larger, higher performance sway bar! Complete with zerk fittings and utilizing a unique channel design, allowing grease to flow to all inner bushing surfaces. This innovative design will virtually eliminate any possible squeaking. Fits 1991-96 full size models with 30mm bar.

35183G	1991-96	black	28.99 pr
HB1155	1991-96	red	28.99 pr



## Greasable Sway Bar Bushing w/Clamps Set

Energy Suspensions greasable polyurethane sway bar to frame bushing and bracket set. Energy Suspension performance polyurethane sway bar bushings offer the greatest improvement in performance among all the products Energy offers. They make a vehicle's sway bar system much more effective. Increased efficiency, and easy installation are just some of the reasons these products are so popular. Made of Hyper-Flex™ polyurethane, lasts longer than O.E. rubber bushings.

Note: Please add color code to part number when ordering: G – black and R – red.

95154	with 5/8" bar	25.99 set
95155	with 11/16" bar	25.99 set
95156	with 3/4" bar	25.99 set
95157	with 13/16" bar	25.99 set
95158	with 7/8" bar	25.99 set
95160	with 15/16" bar	25.99 set
95161	with 1" bar	25.99 set
95162	with 1-1/16" bar	25.99 set
95164	with 1-1/8" bar	25.99 set
95165	with 1-1/4" bar	25.99 set



## 1958-79 Sway Bars

Replacement sway bar bushings for 1958-79 full size models. Each bushing will replace the original exactly.		
CN50030	1958-70	3/4" 13.99 pr
HB1155	1971-79	7/8"-15/16" 8.99 pr
12240	1971-75	1" 5.99 pr



## 1971-81 Sway Bar Bushing

Replacement front sway bar bushings for 1971-81 full size models. This rubber bushing includes a 1" diameter hole and is installed on the front sway bar on most models that included a heavy-duty or high-performance suspension. Sold individually. 2 required per vehicle. For models with a 1"-1-1/8" sway bar.

371773	1971-81	1"-1-1/8"	7.99 ea
--------	---------	-----------	---------



## 1980-96 Sway Bar to Frame Bushings

Replacement sway bar to frame bushings for 1980-96 full size models. These replacement sway bar bushings will replace the original exactly. Each bushing measures from 1" to 1-1/4" and features a knob on bottom. For clamps without tabs. Sold in pairs.

### No Tabs

GN111028	1980-96	1"	6.99 pr
GN111024	1980-96	1-1/16"	5.99 pr
GN111026	1980-96	1-1/8"	5.99 pr
GN111027	1980-96	1-3/16"	6.99 pr
GN111025	1980-96	1-1/4"	9.99 pr
GN111029	1980-96	1-5/16"	9.99 pr



## 1971-86 Front Sway Bar Bracket

U-shape bracket used to hold the inner sway bar bushing and the sway bar to the subframe. This is a reproduction sway bar bracket. Replaces the original exactly.

406887	1971-86	12.99 ea
--------	---------	----------



## Universal Front Sway Bar Bracket

These universal front sway bar end link brackets are for cars and trucks that did not come from the factory with a sway bar end link mount on the lower control arm. This is a universal bracket sold as a service part, it may not work on all vehicles. Sold individually.

FB911	tab style	LH or RH	4.99 ea
-------	-----------	----------	---------



# Suspension Sets



**USA** **1958-96 SHOCKwave Front Suspension System** **▲**

The SHOCKwave front air bag system is a completely bolt-in suspension system that requires no welding. SHOCKwave systems have adjustable shock valving to allow tuning of the ride quality and handling performance of your vehicle. With the single adjustable unit, compression and the rebound of can be adjusted between 16 settings. With the triple adjustable unit, you can adjust both the rebound and the compression independently. 1958-70 kits include: 2 SHOCKwave air spring/shock units, 2 tubular upper control arms and 2 tubular lower control arms. 1991-96 set does not include control arms.

**Important:** Dropped spindles are not recommended on 1991-96 models.  
**Note:** Shipped overweight.

Front - Single Adjustable	
Includes Tubular Control Arms	
SKW1021T 1958-64.....	2504.99 kit
SKW1048T 1965-70.....	2604.99 kit
11312401 1991-96.....	994.99 set
Front - Triple Adjustable	
Includes Tubular Control Arms	
SKW1048TT 1965-70.....	3764.99 kit



**USA** **1959-64 Front/Rear Air Suspension Set** **▲**

Air Suspension system for 1959-64 Impala/full size models. Front includes: HQ Series single adjustable front ShockWaves, StrongArm tubular upper control arms with ball joints and bushings, StrongArm tubular lower control arms with ball joints and bushings, Rear system includes: Air Spring with brackets, HQ Series single adjustable rear shocks, rear lower StrongArms, rear upper StrongArm, and Panhard bar kit.

**Important:** Must be used with shock spindles. Some cars have two rear upper control arms and will need an additional StrongArm.

11060298 1959-64 front and rear....	4819.99 set
-------------------------------------	-------------



**USA** **1958-70 Front Suspension Kit** **▲**

- Features:**
- Direct replacement for factory suspension.
  - Radical improvement to ride quality and handling performance.
  - Dual rate front and rear coil springs offer ride quality and crisp handling.
  - Delrin front control arm bushings eliminate unwanted movement and static friction in front suspension.
  - Tall ball joints improve OEM camber curve for a more stable feel through the corners.
  - Larger front and rear sway bar minimizes body roll.
  - Delrin sway bar bushings eliminate movement and static friction in the sway bar to improve ride quality and handling performance.
  - Drop spindles allow for lowered stance without compromising compression travel.

**USA** **1958-64 StreetGrip System** **▲**

One of the most iconic cars of the time, the 1958-64 Impala/full size was the best selling in America; a fact that is easily backed up by the number of vehicles still on the road today! This extremely popular car included the most expensive passenger model through 1965... but despite the luxury, the suspension just didn't hold up that well for the last 50 years. The StreetGrip system will give you the superior ride quality, handling performance, and stance that you've been missing! This set includes drop spindles to allow for a great stance without compromising compression travel!

**Recommendation:** Recommend the RideTech Bushing Installation/Removal tool - \$500009 for those who do not have a press to remove and install bushings.

**Note:** Shipped overweight.

11055010 1958-64 small block.....	2884.99 set
11055110 1958-64 big block.....	2884.99 set



**USA** **1958-70 Front/Rear Suspension Set** **▲**

Coilover system for 1959-70 Impala. Includes: HQ Series front coilovers, front upper and lower StrongArms, rear upper and lower StrongArms, HQ Series rear shocks, rear coil springs, front and rear MuscleBars.

11060202 1959-64.....	5144.99 set
11290202 1965-66.....	5329.99 set
11300202 1967-70.....	5329.99 set



**USA** **1965-93 Level 1 Suspension Kit** **▲**

The QA1 Level 1 suspension handling kit is an ideal choice for people seeking a more aggressive stance, better ride and handling than their Chevrolet B-Body. This level 1 kit includes a front and rear 18-way single adjustable Pro coilover shocks, front sway bar kit, thrust bearing kit, heavy-duty tie rod adjuster sleeves, and spanner wrench. Installed, you get greatly improved handling performance, the stance you want, and ride quality you are looking for. This QA1 suspension kit is designed for easy bolt on installation.

**Note:** \*Front sway bar works with stock control arms.  
**Note:** Shipped double overweight.

HK10GMB2* 1965-68 level 1.....	2027.99 kit
HK21GMB4 1977-93 level 1.....	2050.99 kit



**USA** **1965-93 Level 2 Suspension Kit** **▲**

The QA1 Level 2 suspension handling kit is an ideal choice for people seeking a more aggressive stance, better ride and handling than their Chevrolet B-Body. This kit includes front and rear 18-way double adjustable QA1 pro coilover shocks, front upper and lower street performance tubular control arms, front and rear sway bar kits, adjustable panhard bar (1965-70), adjustable upper rear trailing (arm/arms), tubular lower trailing arms for 1965-70 models, boxed lower trailing arms for 1977-96 models, thrust bearing kit, tie rod adjuster sleeves, and spanner wrench. Installed, you get excellent handling performance that is adjustable to your needs, the stance you want, and ride quality you are looking for. Designed for easy bolt on installation.

**Note:** \*1965-70 vehicles equipped with a 12 bolt rear end require a second upper trailing arm, sold separately.  
1965-68 order #329QA, 1969-70 order #3298QA.

**Note:** Shipped double overweight.

HK02GMB2* 1965-68 level 2.....	5126.99 kit
HK02GMB3* 1969-70 level 2.....	5126.99 kit
HK22GMB4 1977-93 level 2.....	4866.99 kit



**WARNING:** Cancer and Reproductive Harm - www.P65Warnings.ca.gov

# Suspension Sets



## 1965-70 Front/Rear Air Suspension Set

Air Suspension System for 1965-70 Impala/full size models. Includes: HQ Series front Shockwaves, upper and lower StrongArms, rear CoolRide with HQ Series shocks, rear upper and lower StrongArms, front and rear MuscleBars.

11290298 1965-66..... 5144.99 set  
11300298 1967-70..... 5144.99 set



## RidePRO 4 Way Compressor/Controller System

Looking for an analog solution to your air suspension system? Skip the computers and use this manual RidePRO set! Includes: one compressor, one 3 gallon tank, analog control panel, 4 way solenoids, wiring harness, air hose, and fittings. This set will raise and lower your vehicle in approximately 3-5 seconds.

Note: Shipped overweight.  
30154000 RidePRO..... 1369.99 set



## Manual Inflation Air Hose Set

This is an air inflation hose kit that can be used to manually inflate your AirRide system. If you have not decided yet on which compressor system you want to use, this is an inexpensive way to raise and lower your AirRide suspension. Includes fittings.

AK90 hose..... 44.99 set



## 1971-96 Big Wheel Suspension Kit

QA1's performance big wheel suspension kit with adjustable coilovers for (Big Wheel) 1971-96 Impala or Caprice models. Fit up to 28" wheels on your Caprice or Impala with a complete bolt-in suspension system. It has everything you need to get your Donk sitting right while giving you a better ride. Get the perfect look by easily adjusting your ride height with front and rear coilovers. Dial in the exact style you want in minutes with the included spanner wrench. Get your wheel and tire package to fit with adjustable trailing arms that center your rear axle in the wheel well. This gives you more clearance for up to 28" wheels on 1977-90 models and 26" wheels on 1991-96 models. Parts come ready-to-install with all necessary hardware.

Single: 18 way single adjustable shocks are tailored for street-driven cars that also hit the track.  
Double: 18 way tunability for rebound and compression allows you to dial in your suspension for any driving condition.

Note: Shipped double over-size.



## 1971-96 Big Wheel Suspension Kit

QA1's performance big wheel suspension kit with adjustable coilovers for (Big Wheel) 1971-96 Impala or Caprice models. Fit up to 28" wheels on your Caprice or Impala with a complete bolt-in suspension system. It has everything you need to get your Donk sitting right while giving you a better ride. Get the perfect look by easily adjusting your ride height with front and rear coilovers. Dial in the exact style you want in minutes with the included spanner wrench. Get your wheel and tire package to fit with adjustable trailing arms that center your rear axle in the wheel well. This gives you more clearance for up to 28" wheels on 1977-90 models and 26" wheels on 1991-96 models. Parts come ready-to-install with all necessary hardware.

Single: 18 way single adjustable shocks are tailored for street-driven cars that also hit the track.  
Double: 18 way tunability for rebound and compression allows you to dial in your suspension for any driving condition.

Note: Shipped double over-size.

## Level 1 Big Wheel Suspension Set


Level 2 set includes rear QA1 performance single adjustable aluminum coilovers.

BW01GMB4 1971-76 level 1 ..... 2507.99 kit  
BW01GMB5 1977-90 level 1 ..... 2554.99 kit  
BW01GMB6 1991-96 level 1 ..... 2554.99 kit

## Level 2 Big Wheel Suspension Set

Level 2 set includes rear QA1 performance double adjustable aluminum coilovers.

BW02GMB4 1971-76 level 2 ..... 5255.99 kit  
BW02GMB5 1977-90 level 2 ..... 5262.99 kit  
BW02GMB6 1991-96 level 2 ..... 5262.99 kit



## W2062 OE Body Mount Bushing Set



## W2101 OE Body Mount Bushing Set



## 1968-70 OE Body Mount Bushing Set

Classic Industries® has the finest quality body mount bushings the market has to offer and it's all included in one convenient set. Manufactured from dense molded SBR to factory specifications for originality. Each set contains all bushings, upper and lower shouldered bushings with steel sleeve inserts (where required) to mount the body to the frame. Replacing the original bushings with OE style rubber bushings is a sure way of retaining originality and mounting the body exactly the way the factory intended.

Note: \*Manufactured in correct hardened cantboard material.

W2062*	1958-60	convertible.....	49.99 set
W2052	1958	exc. conv.....	99.99 set
W2070	1959	exc. conv.....	99.99 set
W2110	1960-64	exc. conv.....	39.99 set
W21101	1961-64	convertible.....	59.99 set
BM1003B	1965-66	2 dr h/dtp/edan.....	84.99 set
BM1004B	1965-66	convertible.....	89.99 set
BM1005B	1967-68	2 dr h/dtp/edan.....	79.99 set
BM1006B	1967-68	convertible.....	99.99 set
BM1007B	1969-70	2 dr h/dtp/edan.....	79.99 set
BM1008B	1969-70	convertible.....	89.99 set




## ENERGY SUSPENSION Universal Body Mount Bushings

Aluminum body mounts are too harsh for street use and tend to break, causing damage to other parts. Energy Suspension's specially formulated polyurethane body mount sets combine the best qualities of both—they're soft enough for a smooth ride, and yet rugged enough for the most demanding road or track. Bushing 1 measures: 2-1/4" o.d. x 0.81". Bushing 2 measures: 2" o.d. x 0.44".

94101G black ..... 32.99 set



# Body Mount Bushings



34167R




34138G

## 1960-96 Body Mount Bushing Set

Classic Industries® offers polyurethane bushings for full size models. These unique bushings are designed to never wear out as conventional bushings do. These unique bushings are self-lubricating, never squeak, are weather resistant and are produced using the latest polyurethane materials. Replace your original body mount bushings with these new polyurethane style bushings. These sets will replace all of your body mount bushings.

*Note: \*Steel sleeves and washers are not included with this bushing set.*

Model	Color	Price
<b>Sedan and Wagon</b>		
34166G 1960-64	black	149.99 set
34166R 1960-64	red	151.99 set
<b>Convertible</b>		
34167G 1961-64	black	213.99 set
34167R 1961-64	red	214.99 set
<b>2 Door Hardtop</b>		
34138G 1965-70	black	104.99 set
34138R 1965-70	red	104.99 set
<b>Except Police and Taxi</b>		
34145G 1991-96	black	136.99 set
34145R 1991-96	red	136.99 set
<b>Police, Taxi, and Race Cars</b>		
34136G* 1991-96	black	164.99 set
34136R* 1991-96	red	164.99 set



PE71340R

## 1965-70 Body Mounts

With Prothane's polyurethane body mount bushings, you can drastically improve your ride in just a few hours. These high-quality polyurethane bushings not only outperform even new OE rubber bushings, but they also last much longer and are less prone to deteriorate. They give you extra rigidity for excellent handling, and yet are forgiving enough for those long hauls.

PE71340G	1965-70	2 door hardtop	124.99 set
PE71340R	1965-70	2 door hardtop	124.99 set



BM1033



BM1034


## 1971-90 Body Mount Bushings

Reproduction 1971-90 Impala, Bel Air, Biscayne, and Caprice body mount bushings. These sets contain all bushings needed to mount your body to the frame. Bushings are made of high grade, non-recycled, styrene-butadiene rubber (SBR) for excellent abrasion and crack resistance, and good aging characteristics. Where applicable, all necessary steel sleeve inserts are included. These replacement bushings work just as well as, if not better than, the factory parts. With their excellent fit, finish, and function, they are ideal for restorations or repairs.

BM1033	1971-76	coupe, sedan....	199.99 set
BM1034	1977-90	coupe, sedan....	199.99 set



R1034



W21103

## 1967-70 Body Mount Bushing Bolt Set

A set of body mount bushing bolts that will replace the existing rusted or broken originals. Includes all necessary bolts to mount the body to the frame.

R1034	1961-64	hardtop/sedan.....	37.99 set
W21103	1961-64	convertible models ..	21.99 set
W2398	1965-66	2 dr hardtop/sedan ..	21.99 set
W2399	1965-66	convertible.....	27.99 set
W2400	1967-68	2 dr hdtsp/sedan/ conv	21.99 set
W2401	1969-70	2 dr hdtsp/sedan/ conv	21.99 set



## 1958-63 Body Mount Shims

Reproduction body mounting shims for 1958-63 full size models. Manufactured in the correct shape and thickness for a proper fit. Sold as a set of ten.

152630	1958-63.....	18.99 set
--------	--------------	-----------



## 1964-72 Body Alignment Shims

Shims are very important items when installing and aligning sheet metal. Used to align body panels, these shims are available in various thicknesses to suit most alignment situations. Please check your originals to be sure you are ordering the correct size and number of shims necessary for your replacement. Sold in sets of 10. Amount required varies.

C2001	1964-72	6mm.....	10.99 set
-------	---------	----------	-----------



C2004



## Universal Body Shims

Correct zinc-plated body shims used on various GM vehicles. Available in 10 or 50 piece sets.

1-1/4" x 1-1/8" with 3/8" Bolt Slot			
C2005	1/16"	10 piece.....	5.99 set
A3155	1/16"	50 piece.....	17.99 set
31551	1/16"	individual.....	.69 ea
C2004	1/8"	10 piece.....	5.99 set
A3156	1/8"	50 piece.....	22.99 set
31561	1/8"	individual.....	.59 ea
1-3/4" x 1-1/4" with Offset 1/2" Bolt Slot			
A2452	1/16"	50 piece.....	25.99 set
A2453	1/8"	50 piece.....	19.99 set

STEERING, SUSPENSION, REAR END & BRAKES

# Coil Springs

New!



SMS658A

## 1958-88 Front Coil Springs

Replace your front springs with original style reproduction springs. Each spring is designed to fit as original and features the correct spring rate. We stock a large variety of OE style springs for fast delivery. Be sure you're getting the correct springs for your year and model with Classic Industries' replacement coil springs.

For a complete list of 1958-88 coil spring applications visit [www.classicindustries.com](http://www.classicindustries.com).

Note: \*Except station wagon models.

SMS658A	1958	6 cyl.....	97.99 pr
SMS658A	1958	V8.....	97.99 pr
SMS658A	1958	wagon.....	97.99 pr
SMS6084	1958	all, HD.....	96.99 pr
SMS6084	1959-60	6 cyl, ex. com.....	96.99 pr
SMS6000	1959	6 cyl com.....	86.99 pr
SMS6004	1960	6 cyl com w/o AC.....	89.99 pr
SMS6000	1960	6 cyl com w/o AC.....	86.99 pr
SMS6000	1959-60	V8, w/o AC.....	86.99 pr
SMS6004	1959-60	V8, w/o AC.....	89.99 pr
SMS6000	1961-62	6-cyl w/o AC.....	86.99 pr
SMS6004	1961-62	6-cyl w/o AC.....	89.99 pr
SMS6000	1961-62	V8, w/o AC, ex SS.....	86.99 pr
SMS6004	1961-62	V8, w/o AC, ex SS.....	89.99 pr
SMS658A	1961-62	V8, SS.....	97.99 pr
SMS658A	1961-62	wagon.....	97.99 pr
SMS6084	1963-64	L6 w/o AC, ex SS.....	96.99 pr
SMS6000	1963-64	L6 w/AC, ex SS.....	86.99 pr
SMS6084	1963-64	409, SS.....	96.99 pr
SMS6084	1963-64	6 cyl, wagon.....	96.99 pr
SMS6000	1963-64	V8, w/o AC, ex SS.....	86.99 pr
SMS6004	1963-64	V8, w/o AC, ex SS.....	89.99 pr
SMS6084	1963-64	SB, w/o AC, SS.....	96.99 pr
SMS658A	1963-64	SB, w/o AC, SS.....	97.99 pr
SMS658A	1963-64	409, SS.....	97.99 pr
SMS6000	1963-64	SB, wgn, w/o AC.....	86.99 pr
SMS658A	1963-64	SB, wgn, w/AC.....	97.99 pr
SMS6084	1963-64	409, wgn, w/o AC.....	96.99 pr
SMS6004	1963	409, wgn, w/AC.....	89.99 pr
SMS658A	1964	409, wgn, all.....	97.99 pr
SMS6192	1965-68	6 cyl, 1.5" std.....	93.99 pr
SMS6192	1965-68	6 cyl, 4 dr, std.....	93.99 pr
SMS6194	1965-68	6 cyl, 4 dr, HD.....	84.99 pr
SMS6192	1965-68	SB w/o AC.....	93.99 pr
SMS6304	1965-68	SB with AC.....	99.99 pr
SMS6084	1965-68	BB w/o AC.....	97.99 pr
SMS658A	1965-68	BB with AC.....	97.99 pr
SMS6304	1969-70	6 cyl, std.....	99.99 pr
SMS6322	1969-70	6 cyl, HD.....	97.99 pr
SMS6304	1969-70	SB.....	99.99 pr
SMS6304	1969-70	BB w/o AC.....	99.99 pr
SMS6322	1969-70	BB with AC.....	97.99 pr
SMS6356	1971-72	V8.....	107.99 pr
SMS8000	1973	SB w/o AC.....	109.99 pr
CS5268	1974-75	SB w/o AC.....	124.99 pr
SMS8000	1973-75	SB with AC.....	109.99 pr
CS5030	1973	BB w/o AC.....	131.99 pr
CS874	1973	BB with AC.....	99.99 pr
CS874	1974-75	BB w/o AC.....	99.99 pr
CS5282	1974-75	BB with AC.....	184.99 pr
CS5032	1976	BB w/o AC.....	114.99 pr
CS6446	1976	BB with AC.....	129.99 pr
CS5376	1977-79	V8, w/o AC, std.....	93.99 pr
CS78	1977-79	V8, w/o AC, std.....	120.99 pr
CS584	1977-79	V8, w/o AC, HD.....	109.99 pr
CS5030	1977-79	V8, w/o AC, HD.....	131.99 pr
CS5404	1980-88	V8.....	117.99 pr

New!



SMS661

SMS609V

## 1958-96 Rear Coil Springs

Replace your rear springs with original style reproduction springs. Each spring is designed to fit as original and features the correct spring rate. We stock a large variety of OE style springs for fast delivery. Be sure you're getting the correct springs for your year and model with Classic Industries' replacement coil springs.

For a complete list of 1958-96 coil spring applications visit [www.classicindustries.com](http://www.classicindustries.com).

Note: \*Except station wagon models.

### Standard Replacement

SMS661*	1958	6 cylinder.....	97.99 pr
SMS661*	1958	V8.....	97.99 pr
SMS6041	1958-64	wagon.....	94.99 pr
SMS661*	1959-60	6 cylinder.....	97.99 pr
SMS661*	1959-60	V8.....	97.99 pr
SMS6033*	1959-64	all - HD.....	97.99 pr
SMS6033*	1961-62	6 cylinder.....	97.99 pr
SMS661*	1961-62	V8.....	97.99 pr
SMS661*	1963-64	6 cylinder, V8.....	97.99 pr
SMS6187	1965-68	all - standard.....	76.99 pr
SMS6131	1965-68	all - HD.....	84.99 pr
SMS6431	1969-70	all - HD.....	76.99 pr
SMS6363	1971-73	all - standard.....	77.99 pr
CS5455	1974-76	all - standard.....	102.99 pr
SMS5549	1971-76	all - HD.....	75.99 pr
CS5245	1977-79	all.....	59.99 pr

### Variable Rate

SMS609V	1965-68	all.....	102.99 pr
MY601V*	1969-70	exclude wagon.....	88.99 pr
SMS607V	1969-70	wagon.....	79.99 pr
SMS611V	1971-72	all.....	89.99 pr
SMS613V	1973-76	all.....	99.99 pr
CC623	1977-96	wagon.....	74.99 pr
CC621	1977-96	sedan.....	79.99 pr



GW850

## 1958-96 Performance 1" Drop Coil Springs

These coil springs have been measured and tested to provide proper spring rates to eliminate the bobble and bounce, delivering a great ride with responsive handling. These springs will reduce the ride height by approximately one inch and give the car a slight attitude. Sold in pairs.

Note: \*Except station wagon models.

### Front

GW830	1958-64	SB.....	172.99 pr
GW848	1958-64	BB.....	181.99 pr
GW860	1965-68	SB.....	178.99 pr
GW870	1965-68	BB.....	181.99 pr
GW890	1969-70	SB.....	175.99 pr
GW810	1994-96	all.....	198.99 pr

### Rear

GW850*	1958-64	all.....	185.99 pr
GW850*	1965-68	all.....	178.99 pr

New!



FC6000D

## 1958-70 Performance Drop Coil Springs

CFP performance drop front coil springs are an ideal choice for people seeking a more aggressive stance, better ride and handling from their 1958-70 Chevrolet full size models. Installed, you get greatly improved handling performance, the stance you want, and ride quality you are looking for. Sold in pairs, black powder coated.

Front	FC6000D	1958-64	SB - 2.5" drop	139.99 pr
	FC6000D	1958-64	BB - 3" drop...	139.99 pr
	FC6192D	1965-70	SB - 1.5" drop	139.99 pr
	FC6000D	1965-70	BB - 2" drop...	139.99 pr

New!



RCS661D



RCS6041D

## 1958-70 Performance Drop Coil Springs

CFP performance 1-1/2" drop rear coil springs are an ideal choice for people seeking a more aggressive stance, better ride and handling from their 1958-64 Chevrolet B-Body. Installed, you get greatly improved handling performance, the stance you want, and ride quality you are looking for. Coil springs are sold in pairs and are black powder coated.

Note: \*Except station wagon models.

Rear	RCS661D*	1958-64	all - 1.5" drop	139.99 pr
	RCS6041D	1958-64	wgn - 1.5" drop	139.99 pr
	RCS6187D*	1965-70	all - 1.5" drop	139.99 pr

New!



## 1958-70 Rear Coil Spring Retainers

Reproduction rear coil spring to control arm retaining brackets for 1965-70 Chevrolet full size models. These reproduction brackets are manufactured from a high quality stamped steel to factory specifications. Includes LH and RH brackets and mounting hardware.

Y3002P	1965-70	LH and RH.....	79.99 pr
--------	---------	----------------	----------

# Coilovers



## Front Coil Spring Insulator

Molded rubber front coil spring insulators that mount between the coil springs and the frame. These insulators will help keep the springs from riding on the frame metal to metal. Coil spring insulators were not original on all vehicles but can be used on most coil spring application with a 3.630" - 4.300" inner diameter coil spring. This insulator is 1/4" thick. Sold individually. Measures: 5-5/16" o.d., 3-3/4" i.d. lip height 7/16".

Note: These insulators will increase ride height equal to the thickness of the insulator.  
 W1006 2 required..... 12.99 ea

## 1958-77 Front or Rear Coil Spring Spacer

Reproduction 9/16" coil spring spacer for 1958-77 models. This spacer is manufactured from durable EPDM rubber and was used correct the ride height on vehicles that did not sit level. Will raise the ride height approximately 1/2". Fits front or rear, order as needed.

14927 1958-77 LH or RH..... 16.99 ea



## 1971-96 Rear Coil Spring Isolators

Rear upper coil spring isolators from Prothane look great and reduce noise. Their polyurethane construction solves the common problem of worn out original rubber pads. 1/4" thick, 2-1/8" i.d., (71-90 3-11/16" o.d.) (91-96 3-1/2" o.d.) Available in black or red.

PE71706G 1971-90 black..... 7.99 pr  
 PE71706R 1971-90 red..... 7.99 pr  
 PE71710G 1991-96 black..... 6.99 pr  
 PE71710R 1991-96 red..... 6.99 pr



## Universal Coil Spring Isolators

These polyurethane coil spring isolators are made of superior HYPERFLEX polyurethane material. Saves replacing again and again lasting from 3 to 10 times longer than rubber isolators.

96106R 2-1/8" i.d. 4-1/8" o.d..... 15.99 set  
 96120R 3-3/4" i.d. 5-7/16" o.d..... 32.99 set



## AME Adjustable Spanner Wrench

All-important tools for adjusting coilover shocks and struts. Feature rubberized handles for non-slip convenience. This special adjustable spanner wrench fits virtually all applications.

AM401100 ..... 54.99 ea




## 1958-96 Front Coilover Set

Aldan American's front coilover conversion sets are designed to set your stance and ride firmness exactly where you want it. Includes single adjustable coilover shocks with 6 way adjustable valving. Coilovers deliver superior handling and ride quality for a drastic improvement over stock shocks and springs. These coil springs are designed to fit directly into the factory, upper spring pockets. Coilovers are engineered for use with factory, or aftermarket control arms. Made in USA.

300134 1958-70 small block..... 659.99 pr  
 300135 1958-70 big block..... 659.99 pr  
 300132 1978-96 all..... 659.99 pr



single adjustable double adjustable



YC110696 GD507105C

## 1958-96 Front Coilover System

QA1's adjustable front coilover system for 1958-96 Impala and Caprice models are engineered from the ground up to offer unmatched performance over stock suspension setups. Designed specifically for replacing the factory shocks and springs. This combination offers ride height adjustment and variable position valving adjustment for performance not found in other kits.

Single: 18 way single adjustable shocks are tailored for street driven vehicles that also hit the track.  
 Double: 18 way tunability for rebound and compression allows you to dial in your suspension for any driving condition.

Single Adjustable  
 YC110696 1958-70 450 lb/in..... 699.99 pr  
 YC110697 1958-70 550 lb/in..... 699.99 pr  
 YC110698 1958-70 650 lb/in..... 699.99 pr  
 GS507105C 1971-96 500 lb/in..... 699.99 pr  
 GS507106C 1971-96 600 lb/in..... 699.99 pr

Double Adjustable  
 YC110706 1958-70 450 lb/in..... 899.99 pr  
 YC110707 1958-70 550 lb/in..... 899.99 pr  
 YC110708 1958-70 650 lb/in..... 899.99 pr  
 GD507105C 1971-96 500 lb/in..... 899.99 pr  
 GD507106C 1971-96 600 lb/in..... 899.99 pr



single adjustable double adjustable



RCK52387 RCK52364

## 1958-76 Rear Coilover System

QA1's adjustable rear coilover system for 1958-76 Impala and Caprice models will give you the ride height you are looking for while offering comfort and performance. Allows you to fine tune or dial in your ride. This combination offers ride height adjustment and variable position valving adjustment for performance not found in other kits. Easy bolt-on installation.

Single: 18 way single adjustable shocks are tailored for street driven vehicles that also hit the track.

Double: 18 way tunability for rebound and compression allows you to dial in your suspension for any driving condition.

Single Adjustable  
 RCK52386 1958-70 170 lb/in..... 826.99 pr  
 RCK52387 1958-70 200 lb/in..... 826.99 pr  
 RCK52388 1958-70 220 lb/in..... 826.99 pr  
 RCK52361 1971-76 250 lb/in..... 779.99 pr  
 RCK52362 1971-76 300 lb/in..... 779.99 pr

Double Adjustable  
 RCK52389 1958-70 170 lb/in..... 1035.99 pr  
 RCK52390 1958-70 200 lb/in..... 1035.99 pr  
 RCK52391 1958-70 220 lb/in..... 1035.99 pr  
 RCK52364 1971-76 250 lb/in..... 977.99 pr  
 RCK52365 1971-76 300 lb/in..... 977.99 pr



## Adjustable Coilover Spanner Wrench

Spanner wrench, fully adjustable - Universal with any hook groove style coilover shock. Fully adjustable for various size lock nuts and retainers. Steel frame construction with comfort grip rubber handle. Made in USA.

WR11241 universal..... 39.99 ea

# Shock Absorbers

## GR-2



### 1958-96 GR-2 Gas Shock

KYB's GR-2 series is specially designed to deliver a smooth, comfortable ride. A patented check valve minimizes foaming and aeration to make sure the ride stays smooth, even under rough conditions. For that new car ride purchase a set of GR-2 series shocks, struts, or cartridges.

Note: \*Except 1958-60 with air suspension. \*\*Except police and taxi.

Front	Year	all	Price
KY343127*	1958-64	all	32.99 ea
KY343128	1965-70	all	30.99 ea
KY343127**	1971-96	sedan	32.99 ea
KY344081	1971-96	police & taxi	34.99 ea
KY343127	1971-96	station wagon	32.99 ea

Rear	Year	all	Price
KY343130*	1958-96	all	29.99 ea
KY343157	1971-96	station wagon	26.99 ea




### 1958-96 Gas-a-Just Shock

KYB's Gas-a-Just shocks are designed to deliver maximum driving control and performance. Gas-a-Just's higher gas pressure keeps trits glued to the road while its high strength, mono-tube configuration provides extra rugged durability and fade free performance. For a high-performance ride purchase a set of Gas-a-Just Shocks.

Note: \*Except 1958-60 with air suspension. \*\*Except police and taxi.

Front	Year	all	Price
KG4550*	1958-64	all	43.99 ea
KG4515	1965-70	all	44.99 ea
KG4515**	1971-96	sedan	44.99 ea
KG4548	1971-96	police and taxi	54.99 ea
KG4515	1971-96	station wagon	44.99 ea

Rear	Year	all	Price
KG5507*	1958-96	all	43.99 ea
KG5504	1977-96	station wagon	39.99 ea



### 1958-96 Rear Shock Kit

Aldan American Tru-Line shocks are designed to work with factory or aftermarket rear end shock absorber setups. The shocks feature 2" bodies machined from 6061 T-6 billet aluminum providing a lightweight, high strength solution for reducing unsprung weight. They use factory shock mounting locations for an OE-quality fit. Gain improved handling and better ride quality with Aldan American Tru-Line rear shocks.

100114	1958-96	single adjust.	519.97 pr
--------	---------	----------------	-----------



### 1958-96 Bolt-in Shocks

Engineered to be the ultimate direct replacement shock absorber. Features all aluminum design for minimum weight, urethane bushings, and individually dyno-tested and calibrated to assure uniform performance. Threaded (3/8" x 2-1/2") stem mount is designed to fit into the upper mount of most vehicles, while the open crossbar and pin mount are manufactured with urethane bushings with 350% more material, improving load distribution and extending bushing life. "Deflective Disk Valving" in the pistons eliminates spring fatigue. Rebuildable if necessary. Made in USA. Sold in pairs. Available with single or double adjustment and non-adjustable factory prep valving for street performance applications.

Note: \*1" shorter in stroke.

#### Non-Adjustable

14245515	1965-96	front	848.99 pr
K142697	1965-85	rear	848.99 pr

#### Single Adjustment

K822261*	1958-64	front	658.99 pr
14145515	1965-70	front	648.99 pr
K822291	1958-64	rear	658.99 pr
K141697	1965-70	rear	648.99 pr

#### Double Adjustment

K822262*	1958-64	front	858.99 pr
14245515	1965-70	front	848.99 pr
K822292	1958-64	rear	858.99 pr
K142697	1965-70	rear	848.99 pr



### 1958-96 Sensa-Trac Shock Absorber

Get the best shocks available for your vehicle. Sensa-Trac® shocks and struts have groove tube technology that features precision tapered grooves that allow fluid to flow freely around the piston, creating a smoother ride under the wide range of driving conditions. During emergency maneuvers or braking, the piston travels between the grooves firming up the ride for added safety and control when it is needed most.

Note: \*Except police car. \*\*Without air suspension.

#### Bel Air/Biscayne

5765	1958-64	front	42.99 ea
5766	1958-64	rear	36.99 ea
5801	1965-75	rear	35.99 ea
5802	1965-75	rear	28.99 ea

#### Caprice

5801	1966-96	front	35.99 ea
5802	1966-81	rear	28.99 ea
5802	1982-96	rear - station wagon	28.99 ea
5955*	1982-96	rear - sedan & coupe	26.99 ea

#### Impala

5765**	1958-64	front	42.99 ea
5766**	1958-64	rear	36.99 ea
5801	1965-85	front	35.99 ea
5802	1965-70	rear	49.99 ea
5955*	1982-85	rear	26.99 ea
5906	1994-96	front	46.99 ea
5906	1994-96	rear	36.99 ea



### 1958-90 Drag Shock

Lakewood drag shocks feature state-of-the-art 10 stage valve design which provides excellent steering line reaction and stable high speed operation, superior to any other shock on the market today. These shocks feature multiple valve stages, as the vehicles speed increases, the characteristics of the shock change. All Lakewood drag shocks will mount in the stock locations without modification.

#### 9010 Series Front - Race Only

Will let the front end rise quickly to provide as much weight transfer as possible to the rear wheels on initial launch. Works best on vehicles where maximum rear wheel traction is required.

Important: These shocks are not designed for street use.

#### 7030 Series Front - Street and Strip

Used for overall improved handling on the strip or when quick front end lift is not needed. Works best on medium to high horsepower vehicles with wide tires and low to medium horsepower vehicles with slicks. This is the perfect shock for vehicles that are driven both on the street and on the strip.

#### 5050 Series Rear - Street and Strip

Used to properly load the rear wheels and prevent over reaction and wheel hop. This shock is the best overall choice for vehicles that are driven both on the street and the strip. Use with leaf or coil springs.

LW40300	1958-64	rear 50/50 Series	90.99 ea
LW40310	1958-64	rear 70/30 Series	88.99 ea
LW40101	1965-90	front 90/10 Series	88.99 ea
LW40112	1965-90	front 70/30 Series	88.99 ea
LW40300	1965-90	rear 50/50 Series	90.99 ea
LW40310	1965-90	rear 70/30 Series	88.99 ea

## QA1



### 1958-96 Stocker Star Shock

QA1 offers Stocker Star Shocks in your choice of fixed, single adjustable and double adjustable configuration. The fixed, non-adjustable version is a rebuildable and revalveable shock for the budget conscious owner. The single adjustable shock lets you simultaneously change the compression and rebound with one knob, choosing 18 valving options. The double adjustable shock offers two knobs to adjust compression and rebound separately, resulting in 324 valving options to fine tune your ride for any type of driving. All shocks have polyurethane bushings and are sold individually. Two required per axle.

Note: Some disassembly or modification may be necessary to mount these shocks.

#### Front Shocks

559013	1958-90	non-adjustable	154.99 ea
559011	1958-90	single adjustable	198.99 ea
559012	1958-90	double adjustable	296.99 ea
559015	1958-96	non-adjustable	159.99 ea

#### Rear Shocks

559023	1958-90	non-adjustable	154.99 ea
559021	1958-90	single adjustable	198.99 ea
559022	1958-90	double adjustable	296.99 ea

# Shock Absorbers

New!

**Gabriel HD**  
 HIGH DUTY



GBS2118

GBS2051

## 1958-64 Classic Shock Absorber

Classic or collectible car owners can now have modern ride technology with the Gabriel Classic shock. Gas charged designs resist compression and improve rebound to keep your tires in contact with the road, while also reducing the fluid foaming that may degrade damping and lead to fade. Application tuned to meet the specific needs of your vehicle, Gabriel Classics ensure excellent handling, stability, and control, without compromising driving comfort. All Gabriel Classic shocks include a chrome piston rod to reduce wear and ensure proper seal lubrication.

GBS2118	1958-64	front	.....	29.99	ea
GBS2051	1958-64	rear	.....	27.99	ea

**KONI**



80401087

## 1965-96 Performance Shock Absorber

Koni front and rear shocks for 1965-96 Chevy full size models. Koni dampers are available in Special D adjustable, and STR.T non-adjustable for street driven vehicles. These high-quality shocks possess excellent road-handling properties with an exceptional level of comfort for performance applications. Each strut is backed by Koni with a limited lifetime manufacturer's warranty. Sold individually and in kits. Kits consist of 2 shocks and 2 struts.

<b>Front Struts</b>					
80401087	1965-96	Special D	red ....	127.99	ea
80501046	1965-96	STR.T	orange	66.99	ea

<b>Rear Shocks</b>					
80401088	1977-96	Classic	red ....	143.99	ea
80501047	1977-96	STR.T	orange	84.99	ea

<b>Front and Rear Kit</b>					
KN468	1977-96	Special D	red ....	512.99	kit
KN469	1977-96	STR.T	orange	288.99	kit



S32066

## 1965-96 Full Size

### Monro-Matic® Plus Shock Absorber

Get the best shocks available for your vehicle. Monro-Matic® Plus shock absorbers are nitrogen gas charged and feature velocity sensitive valving and all weather fluid, which offers full size models improved comfort at an economical price.

*Note: \*Except police car.*

<b>Bel Air/Biscayne</b>					
S32066	1965-75	front	.....	31.99	ea
S33082	1965-75	rear	.....	34.99	ea

<b>Caprice</b>					
S32066*	1966-96	front	.....	31.99	ea
S33082*	1966-96	rear	.....	34.99	ea

<b>Impala</b>					
S32066*	1965-85	front	.....	31.99	ea
S33082*	1965-85	rear	.....	34.99	ea
S33123	1994-96	front	.....	20.99	ea



BN461104 - inner details



GN11203 - end details



BN461104

GN11203

## 1966-96 Full Size Shock

If you've never experienced the exhilaration of driving a vehicle equipped with Bilstein Shocks, you're in for a pleasant surprise. You'll soon discover there is quite literally, nothing like it. Bilstein's shock bodies are precision formed through a unique seamless extrusion process. This provides superior strength along with high finish tolerances that are usually associated with surgical instruments. The finished body is then mated with a solid, induction hardened steel chrome-plated and polished shaft, machined valving components and highest quality seals. Combined with extreme attention to detail, Bilstein provides you with the closest thing to a hand built shock available today. Conventional shocks slowly lose efficiency and eventually fail over a period of time causing excessive tire and suspension wear. Of all your suspension components, nothing works harder than your shock absorbers, making it critical you pick the right ones for your vehicle. Bilstein gas pressure shock absorbers are the least expensive, fastest way to dramatically improve the ride, handling and control of your vehicle. Plus, with Bilstein's limited lifetime warranty, you may never have to purchase shock absorbers again. Sold individually.

### Front - 2 Required

BN461104	1966-72	Caprice.....	108.99	ea
BN461104	1975-85	Impala.....	108.99	ea
BN461104	1975-90	Caprice.....	108.99	ea
BN461516	1991-96	Caprice.....	106.99	ea
BN461104	1994-96	Impala SS.....	108.99	ea

### Rear - 2 Required

GN11203	1975-77	Caprice.....	103.99	ea
GN11203	1975-85	Impala.....	103.99	ea
GN11203	1979-96	Caprice.....	103.99	ea
BN461517	1991-96	Caprice.....	100.99	ea
GN11203	1994-96	Impala SS.....	103.99	ea

New!

**ACDelco**



## 1986-89 ACDelco Shock

Keep your 1986-89 Chevrolet Caprice running smoothly with ACDelco premium gas charged shock. This is a direct replacement for your old worn out shocks. And for those vehicles with older springs.

<i>Note: Premium Gas Charged shocks are sold individually, 2 required per axle.</i>					
5506	1986-89	front	.....	36.99	ea



## 1959-64 Lower Rear Shock Bolt

Reproduction of the often damaged or rusted lower rear shock mounting bolt. This essential bolt was utilized to correctly install the shock absorber to the lower spring mounting perch. For use with coil springs only. SAE thread 5/8" - 18 and 1/2" - 20.

B9297	1959-64	.....	43.99	pr
-------	---------	-------	-------	----

New!

**AMK**



G4S86K



G7119K



G4S86K

## 1958-76 Front Shock Mounting Hardware

Reproduction front shock mounting hardware for 1958-76 full size models. This high quality hardware set features original style fasteners with the correct black phosphate & oil finish and headmarks.

<b>Upper</b>					
G4S86K	1965-76	10 piece	.....	12.99	set

<b>Lower</b>					
G7119K	1958-69	8 piece	.....	12.99	set
G4S86K	1970-76	8 piece	.....	13.99	set

**Chassisworks**  
 THE ORIGINAL SHOCK SOURCE



## 1958-64 Rear Air Bag System

Chassisworks' rear air bag system provides a simple air suspension solution for your 1958-64 Chevrolet full size. Using supplied hardware, the bag assembly is assembled and then bolted to the factory upper seat. The lower cup merely sets inside the factory lower spring seat. Includes bolt-on cups for OEM style control arms, air bags, and shocks. Cups are powder coated metal black.

<i>Note: Shipped oversize.</i>					
K581882D	1958-64	.....	559.99	set	

# Rear Suspension

**REAR LOWER CONTROL ARMS**



GW842

## 1958-96 Rear Lower Control Arms

Tubular rear lower control arms are designed to be a direct replacement of the stock arms and reduce the twisting loads at the frame bracket location. One of the weak links in the rear suspension is the frame bracket to the frame. As the suspension moves through it's travel, twisting loads are placed on the frame bracket. The harder the bushing used in these locations the greater the twisting loads are placed on the frame. Therefore realizing this problem we designed the new lower control arm with spherical bearing and rubber bushing. The bearing system mounted to the frame allows the rear suspension to move properly without placing twisting loads on the frame bracket. The bearing will allow the control arm to pivot or twist without shifting laterally. This also provides a smoother ride with less resistance and better rear end stability. Included is a special coil spring cushion that adds additional isolation for a quiet ride. Sold in pairs.

GW842 1958-64 .....	397.99 pr
GW843 1965-70 .....	397.99 pr
GW120 1994-96 .....	340.99 pr

**REAR LOWER CONTROL ARMS**



GW94

## 1958-70 Adjustable Rear Upper Control Arm

This adjustable upper control arm has a rubber bushing on the rear end side and a spherical bearing on the frame side. The arm allows you to adjust pinion angle without using the old style shims. The spherical bearing swivels and allows for the twisting action of the arm when the rear end goes over bumps and as the chassis rolls. This reduces the load on the frame bracket and frame cross member. The arm is powder coated black and is supplied with new mounting hardware.

GW94 1959-64 all .....	179.99 ea
GW51 1965-67 early 1967 .....	178.99 ea
GW54 1967-70 late 1967 .....	248.99 ea
GW53 1969-70 all .....	179.99 ea

**REAR LOWER CONTROL ARMS**



GW95

## 1958-68 Heavy-Duty Adjustable Rear Upper Control Arm

This heavy-duty adjustable upper control arm has a spherical bearing on both ends of the control arm. This double bearing designed arm allows you to adjust pinion angle without using the old style shims. This type of upper control arm would be used with high horsepower cars either on the street or for drag racing applications. Also great for vehicles with hydraulics. The bearings are Teflon lined so no lubrication is required. By using a double bearing upper control arm additional side loads are reduced on the frame and rear end brackets. The arm is powder coated black and is supplied with new mounting hardware.

GW95 1959-64 .....	218.99 ea
GW52 1965-68 .....	215.99 ea



## 1958-64 Lower Rear Control Arms

These are upgraded reproduction versions of the lower rear control arms used on 1959-64 Chevrolet Impala, Bel Air, and Biscayne models. The arms are reinforced (boxed) for strength so they are great for vehicles equipped with hydraulic systems. These steel arms include the bushings and lower coil spring braces. Includes bushing that need pressing before installation.

B9296 1959-64 all .....	230.99 pr
-------------------------	-----------



## 1958-64 Rear Upper Torque Arm

Reproduction upper torque arm for 1959-64 full size models. This is a new stamped steel control arm with new bushings installed. Replace bent, cracked or crushed upper control arm. Sold as each.

*Important: Check your vehicle to know how many upper torque arms you have. Your vehicle may have one or two arms.*

B9298 1959-64 .....	\$4.99 ea
---------------------	-----------



## 1958-64 Adjustable Upper Trailing Arm

Eliminate wheel hop and improve traction with these quality fabricated adjustable upper trailing arms for all 1959-64 full size models. Sold individually.

H1213 1959-64 adjustable .....	259.99 ea
--------------------------------	-----------



## 1958-64 Lower Trailing Arms

Eliminate wheel hop and improve traction with these quality fabricated lower trailing arms for all 1959-64 full size models. Sold in pairs.

H1313 1959-64 stock length .....	599.99 pr
----------------------------------	-----------



## 1958-64 Tubular Trailing Arms

Replace your worn out trailing arms with new CPP Totally Tubular arms. Original replacements come with rubber bushings. Totally Tubular arms are a stronger alternative to the factory arms and include patented bushings that are self-lubricating and will outlast any material on the market.

A659010B 1959-64 upper .....	129.99 ea
A659020B 1959-64 lower .....	278.99 pr

New!



A65910B



A65920B

## 1958-64 Rear Tubular Trailing Arms Kit

Replace your worn out trailing arms with new CPP Totally Tubular arms. Original replacements include rubber bushings. Totally Tubular arms are a stronger alternative to the factory arms and include patented bushings that are self-lubricating and will outlast any material on the market. Available in black powder coated.

<b>1 Upper Trailing Arm, 1 Pair Lower Trailing Arms</b>	A65910B 1959-64 black .....	408.99 ea
<b>2 Upper Trailing Arms, 1 Pair Lower Trailing Arms</b>	A65920B 1959-64 black .....	538.99 ea



H1214

## 1965-70 Adjustable Upper Trailing Arm

Eliminate wheel hop and improve traction with these quality fabricated adjustable upper trailing arms for all 1965-70 full size models.

H1214 1965-66 adjustable .....	259.99 ea
H1215 1967-70 adjustable .....	259.99 ea



## 1965-70 Lower Trailing Arms

Eliminate wheel hop and improve traction with these quality fabricated lower trailing arms for all 1965-70 full size Chevrolet models. Sold in pairs.

H1314 1965-70 stock length .....	529.99 pr
----------------------------------	-----------

# Rear Suspension



## 1985-96 QA1 Tubular Rear Trailing Arms

QA1 Performance Street Series control arms provide a better ride and improved handling performance. These control arms offer weight savings over the stock arms, use polyurethane bushings for comfort, durability and low friction movement, and contain a maintenance free ball joint for long lasting strength. Upper arms feature a light weight aluminum cross shaft and offer significant weight savings. Coilovers required, not compatible with factory coil springs and shocks.

**Note:** \*LH or RH, sold individually, vehicles equipped with a 12 bolt rear end require a second upper control arm.

<b>Upper Tubular - Non-Adjustable</b>	
5295QA*	1965-68 12-5/8"..... 169.99 ea
5296QA*	1969-70 9-5/8"..... 169.99 ea
<b>Upper Tubular - Adjustable</b>	
5297QA*	1965-68 12-5/8"..... 219.99 ea
5298QA*	1969-70 9-5/8"..... 219.99 ea
5254QA	1971-96 LH and RH..... 350.99 pr
<b>Lower Tubular - Non-Adjustable</b>	
5294QA	1965-70 LH and RH..... 378.99 pr
<b>Lower Tubular - Adjustable</b>	
5201QA	1971-96 LH and RH..... 465.99 pr



## 1958 Rear Bushing Set

Freshen up the rear suspension of your 1958 full size model and smooth out your ride with a rear bushing set. Includes 10 bushings to service the rear suspension.

A58820 1958..... 212.99 set



## 1959-76 Rear Trailing Arm Bushing

Replacement rear trailing arm bushing for 1959-76 Chevrolet full size models. These bushings will replace your original worn out bushings and are manufactured like original for a perfect fit.

17261	1959-64	upper arm - front .....	11.99 ea
17261	1959-64	upper arm - rear.....	11.99 ea
17262	1959-64	lower arm - front.....	12.99 ea
17261	1959-64	lower arm - rear.....	11.99 ea
17261	1965-70	lower arm - front.....	11.99 ea
17267	1965-70	upper front/rear.....	12.99 ea
17267	1965-70	lower rear.....	12.99 ea
17267	1971-76	upper front.....	12.99 ea
17267	1971-76	lower front/rear.....	12.99 ea



## 1982-96 Billet Trailing Arms

Eliminate wheel hop and improve traction with these quality billet aluminum trailing arms. These arms are a huge improvement over the stock stamped steel arms. They're very light, super strong and are CNC-machined from solid billet stock. They also include greasable polyurethane bushings. These stock length trailing arms will fit all 1982-96 Impala and Caprice models. The upper arms are adjustable to correct your pinion angle on lowered cars. For the ultimate in performance and great looks, you won't find a better suspension arm available. Get your Impala or Caprice to put the power down and handle with these awesome suspension arms. Includes hardware and instructions.

**Note:** \*Lower control arms permit use of Impala SS rear sway bar.

### Stock Length

<b>Sedan</b>	A657501	1982-96	lower control arms	292.99 set
	A657502	1982-96	upper control arms	292.99 set

<b>Wagon*</b>	A657504	1982-96	lower control arms	319.99 set
	A657502	1982-96	upper control arms	292.99 set

### 0.75" Extended Length Set

0.75" has been added to the center-to-center length. This is to properly center the rear wheel within the wheel well, solving the issue of the wheel being positioned too far forward from the factory. This is important when upgrading your wheel and tires or lowering your vehicle. Includes hardware and instructions.

A657503	1994-96	rear control arms.....	652.99 set
---------	---------	------------------------	------------



## 1991-96 Impala and Caprice Lower Rear Trailing Arms

Eliminate wheel hop and improve traction with these quality trailing arms. They are CNC-machined, TIG welded, powder coated gloss black, and include greasable polyurethane bushings. These stock length trailing arms will fit all 1991-96 Impala and Caprice models. Sold as a pair. We also offer a hardware set which includes Grade 8 nuts and bolts for installing your trailing arms.

<b>Lower Trailing Arms</b>	
H1305	1991-96..... 389.99 pr
<b>Hardware Set</b>	
H1709	1991-96..... 49.99 ea



## 1994-96 X-Tend Rear Suspension System

Eliminate wheel hop, improve traction and center the rear wheels in the wheel openings with this X-Tend rear suspension system. It is constructed from TIG welded 120 wall steel tubing, powder coated gloss black, and include greasable polyurethane bushings. These extended length trailing arms will fit all 1994-96 Impala SS models.

H1811	1994-96	Impala SS.....	821.99 set
-------	---------	----------------	------------

# Rear Suspension



## 1958-64 Control Arm Bolts

Replacement bolts with nuts for the rear lower control arms on 1958-64 full size models.

Front of Control Arms - 5/8" - 18 x 3-7/8"

B9299 1958-64 4 piece..... 11.99 set

Rear of Control Arms - 5/8" - 18 and 1/2" - 20

B9297 1959-64 6 piece..... 43.99 pr



## 1958-64 StrongArm Rear Upper Arm

This StrongArm is a precision engineered tubular rear upper arm from Ridetech designed for 1959-64 full size Chevrolet models including Impala, Bel Air, and Biscayne. Features adjustable rod end to eliminate bushing bind for better ride quality and performance. Get control of your suspension with Ridetech!

11066698 1959-64 rear upper ..... 189.99 ea



## 1958-64 StrongArm/Panhard Bar Set

Rear upper StrongArm and adjustable panhard bar for 1959-64 Impala models. Includes R-Joints. Some models have two rear upper control arms and will need an additional StrongArm.

11066699 1959-64 2 piece set..... 414.99 set



## 1958-64 Rear Panhard Rod

If your full size is feeling a little loose in the corners, maybe the rear panhard rod is worn out. This replacement panhard rod which features installed bushings will restore stability to your 1959-64 full size model during cornering. For vehicles that are lowered or have a hydraulic system installed, an adjustable pan hard bar is necessary to keep the rear end aligned properly. Available in black or chrome.

B9286 1959-64 non-adj. black ... 59.99 ea

14049 1959-64 adjustable black ... 82.99 ea

14050 1959-64 adjustable chrome 142.99 ea



## 1958-70 Adjustable Rear Panhard Bar

Later location of the rear end has always been a problem. This is due to the angle of the panhard bar at ride height. Raising or lowering the ride height shifts the rear end laterally away from the center of the car, plus depending on the final angle of the panhard bar if it is not parallel to ground it causes the rear end to be unstable around turns and over bumps. To fix the problem we offer an adjustable panhard bar that uses a Hex adjuster, a bearing rod end, and a greasable urethane bushing. The panhard bar can be adjusted on the vehicle for centering. If the panhard bar is not parallel to ground, based on the vehicles ride height, a new adjustable panhard bar frame bracket is available. The bracket installs on the frame surrounding the stock mounting location and converts it to a multi-hole frame mount. The multi-hole bracket allows you to bolt the panhard bar on parallel to ground or as close as possible based on your ride height. This will correct the rear end lateral location problem. These items are powder coated black and include mounting hardware.

Note: Welding is required.

### Panhard Bar and Mounting Bracket

GW843 1958-64..... 258.99 set

GW504 1965-70..... 331.99 set

### Panhard Bar

GW844 1958-64..... 179.99 ea

GW505 1965-70..... 181.99 ea

### Mounting Bracket

GW845 1958-64..... 95.99 ea

GW506 1965-70..... 163.99 ea



## 1958-64 Adjustable Panhard Rod

Reduce unwanted wheel hop and compensate for changes in ride height with this adjustable panhard rod for all 1959-64 full size models.

H1513 1959-64 adjustable ..... 229.99 ea



## 1965-70 Adjustable Panhard Rod

Reduce unwanted wheel hop and compensate for changes in ride height with this adjustable panhard rod for all 1965-70 full size Chevrolet models.

H1514 1965-70 adjustable ..... 229.99 ea



## 1965-70 QA1 Adjustable Panhard Bar

QA1's panhard bars resist unwanted flex and twisting, keeping the axle properly located under the chassis for improved cornering. This bar is specifically designed for your 1965-70 Chevrolet full size models and is adjustable. Powder coated gloss black for lasting durability and corrosion resistance.

5289QA 1965-70 black ..... 190.99 ea



## 1958-64 Rear Panhard Rod Bushing

Replacement rear panhard rod bushing used on 1959-64 full size models. If your full size model is feeling loose around corners, no need to replace the complete panhard bar, just replace the bushings. These quality reproductions are the way to go without replacing the whole bar.

CX2035 1959-64 2 required ..... 9.99 ea



## 1958-70 Rear Track Bar Bushings

Under normal circumstances your suspension shifts slightly when you turn a corner. The amount of shifting that takes place is largely determined by the quality of track arm (aka panhard rod) bushings installed on your vehicle. Your track arm, and it's supporting bushings, are designed to accomplish several tasks: keeping your suspension aligned with the rest of your vehicle, eliminating excess body roll, and increasing your overall handling. Available in black or red.

### All Models

PE71209G 1959-64 black ..... 10.99 set

PE71209R 1959-64 red ..... 10.99 set

Models with 1-1/8" and 1-1/17" I.D. Bar Ends

PE71207G 1965-70 black ..... 12.99 set

PE71207R 1965-70 red ..... 12.99 set

Models with 1-1/8" I.D. on Both Ends

PE71208G 1965-70 black ..... 9.99 set

PE71208R 1965-70 red ..... 9.99 set



# Rear Suspension



GW847



GW846

## 1958-64 Rear Frame Support

These supports are designed to add strength to the rear frame crossmember. The crossmember holds the attachment points for the rear upper control arm(s) depending on your frame. During hard acceleration, the upper control arm is trying to pull away from the frame. Add the vast improvements of tire science and current horsepower levels and it's easy to see why your frame could use additional support. Both supports require welding during final installation. There is also no interference between parking brake cables or exhaust. Both braces tick high up and contour along the floor. Some vehicles have one upper control arm while others have two. We recommend installing both sides, even if you have only one upper control arm.

**Important:** If your vehicle has only one upper control arm order the GW847. Order both if your vehicle has two upper control arms.

GW846	1958-64	LH.....	108.99 ca
GW847	1958-64	RH.....	108.99 ca



GW941



GW507

## 1958-64 Rear Anti-Squat Bracket

Making the vehicle have better traction is what this is all about. The anti-squat set changes the geometry of the rear suspension by providing a different angle on the upper control arm. By changing this angle, the load transfer to the tires is changed, increasing traction. This takes the place of the factory bracket and simply bolts on.

**Important:** The multi-position bracket is designed for Global West's upper control arms. The factory arm is dimensionally too large to take advantage of the adjustability. If you need a replacement bracket, the stock arm can be used in the upper most hole.

GW941	1959-64.....	44.99 ca
GW507	1965-68.....	44.99 ca
GW508	1968-70.....	51.99 ca



end details



## Slip Shaft Driveline

Slip shaft driveline features a aluminum housing. They are self-adjustable 3-3/4" collapsed to 36-1/2" expanded. This driveline minimizes wear and tear on the carrier bearing on vehicles where the ride height has been altered.

CS5802	1958-64.....	258.99 ca
--------	--------------	-----------



## 1958-64 Driveshaft Support Bearing

Designed for full size vehicles equipped with 2 piece driveshafts and with a bearing i.d. 1.1811". The OE style center support bearing is surrounded by a rubber cushion and supports the center of the driveshaft assembly.

C1004	1958-64	OE style steel/rubber	27.99 ca
-------	---------	-----------------------	----------



## 1958-64 HD Driveshaft Support Bearing

This is a heavy-duty center support bearing designed for longer-lasting service life for high-performance applications to support the center of the driveshaft assembly. Manufactured from machined and polished billet aluminum with a precision roller bearing enclosed in high strength polyurethane material. A worn center support cushion or bearing can cause a severe vibration of the driveshaft assembly. Designed for vehicles equipped with 2 piece driveshafts and with a bearing i.d. 1.1811". Includes grade 8 mounting bolts.

CS5801	1958-64	alum/polyurethane....	119.99 ca
--------	---------	-----------------------	-----------



USA

## Universal Driveshaft Safety Loop

Required and approved by all major racing sanctioning bodies. This universal driveshaft safety loop is fully adjustable to fit most vehicles. The four piece design is manufactured from 1/4" thick, 2" wide mild steel, bright zinc-plated and includes all necessary hardware. LW18000 all models zinc-plated.... 56.99 ca



G4796K



G7048K

## 1965-81 Universal Joint Strap & Bolt Set

Reproduction driveshaft universal joint strap and bolt set for 1965-81 full size models. This high-quality hardware set features original style straps and fasteners with the correct black phosphate and oil finish.

Features 1.56" Center to Center Straps		
G4796K	1965-74	6 piece..... 14.99 set

Features 1.82" Center to Center Straps		
G7048K	1975-81	6 piece..... 14.99 set



## 1958-70 Universal Joint U-Bolt Set

Reproduction driveshaft knuckle universal joint U-bolt set for 1958-70 full size models. This high-quality hardware set features original style fasteners with the correct black phosphate and oil finish.

G4629K	1958-70	10 piece.....	9.99 set
--------	---------	---------------	----------



## 1958-75 U-Joint U-Bolt

Steel U-joint U-bolt for 1958-75 Chevrolet full size models. Measures: 5/16"-18 x 1 and 13/16" x 1.41". 358938 1958-75 individual..... 2.99 ea



## Rear U-Joint Bolt Kit

Replace faulty U-joint bolts with original mounting bolts. 1-13/32" center to center stud. 5/16"-18 thread. R6046..... 10.99 kit

# Rear Axle Components



## 1959-70 9" Ford Bolt-in Housing and Axle Package

All Moser 9" Ford housings are made with new heavy-duty housing cores, seamless steel tubing (3" o.d., 1/4" wall), new brackets, new housing ends, and new bushings. Bolt-in housing and axle packages include new housing, custom alloy axles (28, 31, 33, or 35 spline), ball bearings, up to 1/2" studs and heavy-duty retainer plates. Made in USA.

**Important:** Original, factory type brakes are not compatible with these housings. Aftermarket rear drum or disc brake conversion is required.

**Note:** Special order, must be prepaid. Shipped double oversize.

M12157	1959-64	1459.99 ea
M12162	1965-70	1459.99 ea



## 1958-64 9" Ford Bolt-in Housing

Moser uses only the best materials when producing our 9" housings. Our heavy-duty banjos are reinforced in critical stress point areas, thickened up considerably when compared to OEM! Our 3" diameter tubing is not only seamless, but also a 1/4" thick. We also use newly stamped high strength brackets that are considerably thicker than used OEM brackets. Included with each housing produced are newly forged housing ends.

**Important:** Original, factory type brakes are not compatible with these housings. Aftermarket rear drum or disc brake conversion is required.

**Note:** Special order, must be prepaid. Shipped double oversize.

M12155	1959-64	829.99 ea
--------	---------	-----------



## 1966-96 C-Clip Axles

Moser offers forged steel street axles for 10 and 12 bolt Chevrolet rear ends. These axles are non-tapered, with hardened bearing seats and machined C-clip grooves to fit OE applications. Made in USA.

**Note:** Special order, must be prepaid.

10 Bolt, 31-5/16" Long - 28 Spline	318.99 pr
M12149 1966-70	

12 Bolt, 31-5/16" Long - 30 Spline	318.99 pr
M12150 1966-70	

10 Bolt, 30-3/8" Long - 30 Spline	318.99 pr
M12151 1991-96 w/rear drum brakes	

10 Bolt, 30-15/16" Long - 30 Spline	318.99 pr
M12152 1991-96 w/rear disc brakes	

## 1965-96 Axle Shaft Lock

Original style replacement locks for applications below. Fits 1965-96 with .150 horseshoe. 2 required.

G6045 1965-96	7.99 ea
---------------	---------

## 1958-96 Universal Joint

If your classic Chevrolet has annoying vibrations and noise coming through your floor pans like a cheap earthquake simulator, you may need to replace your universal joints. Regain smooth operation of your drivetrain with high-quality replacement U-Joints. All U-Joints come complete with caps and clips for installation.



369	1958-65	front/rear	with outside snap rings	12.99 ea
369	1958-64	center	with outside snap rings	12.99 ea
534G	1966-70	front	with Turbo-Hydrumatic	12.99 ea
355	1966-70	rear	with Turbo-Hydrumatic	15.99 ea
369	1966-70	front/rear	without Turbo-Hydrumatic	12.99 ea
534G	1971-72	front	exc. station wagon	12.99 ea
534G	1971-72	center/rear	with machined yokes, exc. wagon	12.99 ea
534G	1971-72	front/rear	with inside snap rings, wagon	12.99 ea
369	1971-72	front/rear	with outside snap rings, wagon	12.99 ea
534G	1973	front	exc. station wagon	12.99 ea
534G	1973	center/rear	with machined yokes, exc. wagon	12.99 ea
534G	1973	front/rear	with inside snap rings, wagon	12.99 ea
369	1973	front/rear	with outside snap rings, wagon	12.99 ea
534G	1974-76	front	with inside snap rings, exc. wagon	12.99 ea
534G	1974-76	center/rear	with inside snap rings, exc. wagon	12.99 ea
369	1974-76	front	with outside snap rings, exc. wagon	12.99 ea
369	1974-76	center/rear	with outside snap rings, exc. wagon	12.99 ea
534G	1974-76	front/rear	with inside snap rings, wagon	12.99 ea
369	1974-76	front/rear	with outside snap rings, wagon	12.99 ea
534G	1977-78	front/rear	with inside snap rings	12.99 ea
534G	1979	front/rear	with outside snap rings, exc. wagon	12.99 ea
534G	1979	front	with CV joint	12.99 ea
534G	1979	center/rear	with CV joint	12.99 ea
534G	1980-96	front/rear	with inside snap rings	12.99 ea
331	1980-96	front/rear	with outside snap rings	16.99 ea



Moser uses only the best materials when producing our 9" housings. Our heavy-duty banjos are reinforced in critical stress point areas, thickened up considerably when compared to OEM! Our 3" diameter tubing is not only seamless, but also a 1/4" thick. We also use newly stamped high strength brackets that are considerably thicker than used OEM brackets. Included with each housing produced are newly forged housing ends.

**Important:** Original, factory type brakes are not compatible with these housings. Aftermarket rear drum or disc brake conversion is required.

**Note:** Special order, must be prepaid. Shipped double oversize.

M12155	1959-64	829.99 ea
--------	---------	-----------



## 1966-96 C-Clip Axles

Moser offers forged steel street axles for 10 and 12 bolt Chevrolet rear ends. These axles are non-tapered, with hardened bearing seats and machined C-clip grooves to fit OE applications. Made in USA.

**Note:** Special order, must be prepaid.

10 Bolt, 31-5/16" Long - 28 Spline	318.99 pr
M12149 1966-70	

12 Bolt, 31-5/16" Long - 30 Spline	318.99 pr
M12150 1966-70	

10 Bolt, 30-3/8" Long - 30 Spline	318.99 pr
M12151 1991-96 w/rear drum brakes	

10 Bolt, 30-15/16" Long - 30 Spline	318.99 pr
M12152 1991-96 w/rear disc brakes	

## 1965-96 Axle Shaft Lock

Original style replacement locks for applications below. Fits 1965-96 with .150 horseshoe. 2 required.

G6045 1965-96	7.99 ea
---------------	---------



## 1958-96 Rear Axle

These rear axles are built to stand up to the demands of high-performance applications. Made from 1541H steel, these axles contain significantly more manganese than 1040 or 1050 steel versions. This greatly increases strength and durability—without being a whole lot more expensive. This results in axle shafts that are approximately 20 to 25 percent stronger than the OEM units. Sold individually.

### 17 Spline

Dropout - 28-7/8" LH, 30-1/4" RH Long	
UR586817L 1958-64 LH	413.99 ea
UR586817R 1958-64 RH	413.99 ea

### 28 Spline

10 Bolt - 31-3/8" Long	
UR657228 1965-72 LH or RH	277.99 ea

### 30 Spline

10 Bolt - 31-3/8" Long	
UR9196308 1991-96 LH or RH	274.99 ea

10 Bolt - 31-1/16" Long	
UR9196306 1991-96 LH or RH	289.99 ea

12 Bolt - 31-3/8" Long, 5 Lug	
UR657030 1965-70 LH or RH	299.99 ea

## 1985-96 Rear

### Axle Housing Fill Plug

Genuine GM replacement plug which is removed when draining or filling the differential oil.

G7128 1985-96 7.625" diameter	32.99 ea
-------------------------------	----------



## 1958-64 Rear Axle Filler Plug

Reproduction rear axle filler plug. Features correct square head plug and leather gasket.

TF800154 1958-64 plug and gasket	17.99 ea
TF500374 1958-64 leather gasket	3.99 ea



## 1971-96 Rear Axle 7/16" Ventilator

Genuine GM rear axle ventilator for 1971-96 full size models with 8-1/2" ring gear. Installs in 7/16" diameter hole.

1263177 1971-96	9.99 ea
-----------------	---------



## 1962-96 Axle/Trans 3/8" Ventilator

OE's reproduction ventilator for 1962-96 full size Chevrolet models that have a 3/8" hole for a ventilator.

15771000 1962-96 3/8"	2.99 ea
-----------------------	---------



## C-clip Eliminators

Our improved C-clip eliminators eliminates the factory C-clip axle retention and provides a safety hub with sealed, press-on bearings. Extra internal seal to help prevent leakage. The C-clip eliminators are available for Moser factory type axles with a 1.533" bearing seat. Sold in pairs. Made in USA.

10 Bolt and 12 Bolt Chevrolet Axle Housing	
M12153 1.533" bearing seat	199.99 pr

STEERING, SUSPENSION, REAR END & BRAKES

# Rear Axle Components



## 1959-64 9" Housing and Axle Set



These housings are designed and built to go into your muscle car with a minimal amount of effort. It is setup with the Aftermarket Brake Configuration Standard which is: 2-1/2" brake space with late model big Ford housing ends, and a 2.80 center hole in the drum or rotor. Axles include 5 x 4-3/4" bolt pattern with installed 7/16" wheel studs 1/4" thick heavy-duty bearing retainer plates and tapered Timken Set 20 wheel bearings pressed on. Set includes the "9-Plus" housing (3" x .188 wall tubing) with brackets. Also includes 31 spline performance axle kit. These are made from USA steel in the USA.

Note: Shipped double overize.

A6591311 1959-64 mono-leaf ..... 1949.99 set



CE932A

### All 3rd Members Include:

- Nodular Iron "Sportsman" Gear Case w/3.062" Caps
- Nodular Iron Big Bearing Pinion Support
- Nodular Iron 1330 Series Short Yoke
- Nodular Iron Tractor Lock, TwinTrac, or Detroit Locker
- New Ring and Pinion in These Ratios: 3.00, 3.50, 3.70, or 4.11
- Timken Bearings and Performance Oil Seals



## 9-Plus 31 Spline 3rd Members



These are built and ready-to-install in your 9" rear end. The Detroit TwinTrac is a helical gear style performance differential that maximizes wheel traction and enhances driving and handling characteristics. The TwinTrac operates as a standard or open differential under normal driving conditions, allowing one wheel to spin faster or slower as necessary. Operation of the TwinTrac is smooth, quiet and automatic. The unit will engage without any driver knowledge or action required. It also has no wearable parts and requires no maintenance, meaning less time in the garage and more on the road.

CE932A	31 spline	3.00 ratio	1749.99 ea
CE932C	31 spline	3.50 ratio	1749.99 ea
CE932D	31 spline	3.70 ratio	1749.99 ea
CE932F	31 spline	4.11 ratio	1749.99 ea



## 9" Rear End Oil Service/Install Kit

Currie 9" rear end oil service/install kit contains: three 1 liter (1.06 quart) bottles of Currie 85-140 weight GL-6 racing gear oil, 9" third member gasket, set of 10 lock nuts and aluminum crush washers.

CE9015 9" ..... 64.99 ea

New!



55P308

## 1958-64 3rd Member Assembly

Complete professionally rebuilt 1958-64 GM 8.2" third member includes all new components (except housing). Comes completely assembled, ready to bolt into your vehicle. Every third member includes an original GM gear case (inspected, thermal cleaned and shot peened), new: bearings, seals, Yukon Duragrip Limited-Slip differential, Elite ring & pinion and pinion yoke (fits 1310 series u-joint). Designed for 1955-64 GM style 8.2" full size passenger car rear ends with 17 spline axles and 17 spline pinion.

Note: Shipped overweight.

55P308	1958-64	3.08	1794.99 ea
55P355	1958-64	3.55	1794.99 ea
55P373	1958-64	3.73	1794.99 ea
55P411	1958-64	4.11	1794.99 ea

New!



## 1958-64 3rd Member Gasket

Third member housing gasket for 1958-64 Chevrolet full size models. This is the gasket between the third member and the axle housing.

TF500375 1958-64 ..... 3.99 ea

## 1958-64 FELPRO 3rd Member Gasket

This high-quality, extra thick differential gasket for 1958-64 Impala/full size differential is manufactured to provide maximum sealing.

T1724 1958-64 ..... 4.99 ea



## 1958-96 Rear Axle Bearing



Genuine GM or premium replacement rear axle bearings for all 1958-96 models. Always check the bearings and seals whenever removing the rear drums for signs of wear. 2 required per vehicle.

Note: GR230 is a Delco bearing.

W607	1958-64	police and taxi	124.99 ea
W607	1958-64	exc. police and taxi	124.99 ea
W6408	1965	12 bolt	6.99 ea
W507	1965	10 bolt	17.99 ea
W6408	1966-75	exc. B&O type axles	6.99 ea
WB100	1971-76	8.5" rg w/B&O axles	39.99 ea
W6408	1976-81	8.875" rg exc.	17.99 ea
		9.5"x2" brks	6.99 ea
WB90	1977-79	8.5" rg w/B&O axles	26.99 ea
W507	1977-81	7.5" & 8.5" w/c. G & K	17.99 ea
W507	1977-81	8.875" rg w/9.5"x2" brks	17.99 ea
W507	1982-96	exc. wagon	17.99 ea
W6408	1982-96	wagon, exc. 1987 w/3.23 rear axle ratio	6.99 ea
W507	1987	axle ratio	17.99 ea
GR230	1965	10 bolt	16.99 ea
GR230	1977-81	7.5" & 8.5" ring gear w/type C, G&K axles	16.99 ea
GR230	1977-81	8.875" ring gear w/9.5" x 2" brakes	16.99 ea
GR230	1982-96	exc. wagon	16.99 ea



W1563

W6409

## 1965-96 Rear Axle Repair Bearing



Classic Industries® offers a complete sealed repair bearing that will replace the rear axle bearing on your full size model when damage has occurred to the axle shaft from a worn out bearing. This bearing is a sealed, self-contained, pre-lubed unit that is engineered to relocate the load area of the bearing on the axle shaft to the area just outboard of the damaged section of the axle. 2 required per vehicle.

Note: This should be considered a temporary fix until you can replace the damaged axle.

W1563	1965	10 bolt	19.99 ea
W6409	1965	12 bolt	19.99 ea
W6409	1966-75	exc. B&O type axles	19.99 ea
W6409	1976-81	8.875" ring gear exc. 9.5" x 2" brakes	19.99 ea
W1563	1977-81	7.5" & 8.5" ring gear w/type C, G & K axles	19.99 ea
W1563	1977-81	8.875" ring gear w/9.5" x 2" brakes	19.99 ea
W1563	1982-96	exc. wagon	19.99 ea
W6409	1982-96	wagon, exc. 1987 w/3.23 rear axle ratio	19.99 ea
W1563	1987	wgn w/3.23 rx axle ratio	19.99 ea

# Rear Axle Components



W5573



W8660



W8835



712146

## 1958-66 Rear Axle Bearing Seal

Prevent premature bearing or brake failure! Replace aging, cracked, or deteriorated rear axle seals to keep gear oil and grease in the axle tube where it belongs. 2 required per vehicle.

W5573	1958-64	1/4" thick	9.99 ea
W8660	1965	12 bolt ...	4.99 ea
W8835	1965	10 bolt ...	4.99 ea
W8660	1966-75	exc. 860s	4.99 ea
W2689	1971-76	8.5" ...	4.99 ea
W8660	1976-81	8.875" ...	4.99 ea
712146	1977-79	8.5" ...	4.99 ea
W8835	1977-81	7.5" & 8.5" ...	4.99 ea
W8835	1977-81	8.875" ...	4.99 ea
W8835	1982-96	exc. wagon	4.99 ea
W8660	1982-96	w/23 ratio	4.99 ea
W8835	1987	w/23 ratio	4.99 ea

**New!**



## 1958-64 Rear Axle Bearing Retainer

Reproduction rear axle bearing retainer for 1958-64 Chevrolet full size models. This reproduction retainer plate is manufactured from a high-quality stamped steel to factory specifications. This retainer plate is a reproduction of the 1957 model, but can be used from 1958-64 without any shims or issues. LH or RH sides.  
LH or RH sides.  
L6037 1958-64 ..... 36.99 ea

**New!**



## 1958-64 Rear Axle Bearing Retainer Hardware

Reproduction rear axle bearing retainer hardware for 1955-64 Chevrolet full size models. This high-quality stud set is manufactured to factory specifications and features the correct square head and knurled shaft. Includes 4 studs, 4 lock washers, and 4 nuts. Two sets required per vehicle. LH or RH sides.  
CL6009 1958-64 ..... 22.99 kit

**NEW! AUTHORIZED**



## 1958-64 Rear Axle Flange Gasket

Reproduction axle flange gaskets for 1958-64 Impala and full size Chevrolet models. Die-cut from original style gasket material for an exact replacement.

RAG001 1958-64 ..... 5.99 pr

**New!**

**FELPRO**



## 1958-64 Rear Axle Flange Gasket

Premium replacement rear axle flange gasket. Needs to be replaced when replacing your rear axle bearings. Sold individually.

WS188 1958-64 ..... 2.99 ea

**NEW!**



## 1964-86 Rear Axle I.D. Tag

Genuine I.D. tag which is installed on 1964-86 Impala models indicating the correct lubrication requirement.

363739 1964-86 ..... 9.99 ea



G7171

## Pinion Gear Crush Sleeves

Your choice of Genuine GM 8-1/2" 10 bolt sleeves or 8-7/8" 12 bolt sleeves. Keep your GM vehicle all GM by using OEM original parts.

G7171 10 bolt 8-1/2" ... 2.99 ea

G7172 12 bolt 8-7/8" ... 13.99 ea

**New!**



## 1965-96 Ten Bolt Ring and Pinion

Motive Gear gearset is made from first-run steel, they never use recycled metal. This allows Motive Gear Performance ring and pinions to handle the extreme torque from high-horsepower racing engines. Ring and pinion, 30 spline pinion, 8-1/2", 10 bolt.

**1965-96 Full Size**

RP888342 3.42 ratio ... 399.99 set

G885373 3.73 ratio ... 371.99 set

**New!**



RP888342

## 12 Bolt Ring and Pinion Set

Includes 12 bolt, 8-7/8" ring gear and pinion includes ring and pinion only (not a set). For a complete assembly also purchase 12 bolt ring and pinion shim set. 12 bolt bearing set and 12 bolt installation set listed below.

**Note:** Classic Industries® recommends professional installation. All ring and pinion sets are non-returnable with no warranty implied.

RP888342 3.42 ratio ... 349.99 ea

RP888373 3.73 ratio ... 349.99 ea

RP888411 4.10 ratio ... 319.99 ea

RP888456 4.56 ratio ... 453.99 ea

RP888488 4.88 ratio ... 254.99 ea

**New!**



## 12 Bolt Ring and Pinion Installation Set

Replacement set includes 12 bolt gasket and installation washers, etc. For use with 12 bolt design.

GG088100 12 bolt ..... 79.99 set

**MOSER**



## Main Cap Stud Set

Reduce unwanted movement inside the rear end and increase strength with a high-quality main cap stud set with 4 nuts and 4 washers.

**10 Bolt and 12 Bolt Chevrolet**

M12146 4 piece ..... 53.99 set

**New!**



## 1958-64 Differential Spider Gear Adjustment Spanner Nut Hardware

This 1958-64 Chevrolet differential spider gear adjustment spanner nut hardware is a reproduction of a Genuine GM part. Completes one rear end.  
CL11018 1958-64 ..... 44.99 kit

**POWERTRAX**

No-Slip Traction System™

**LOCK RIGHT**



LR1910

**USA**

## 1965-96 Positive Locking Differential

The Lock Right system offers a revolutionary design that is exceptionally rugged and yet ingeniously simple! Just replace the existing spider gears with a pair of Lock Right driver and coupler gears in your existing stock, open differential assembly. Installs in 1-2 hours. No extra modification or setup since the ring and pinion gears are unaffected and no special tools, calibration equipment or fixtures are needed! Made in USA.

**Note:** Not for use with Positraction or Limited-Slip differentials, use in stock, open differentials only.

**10 Bolt, 28 Spline Axle**

LR1940 1965-71 8.2" ... 445.99 ea

LR1920 1972-75 8.5" ... 372.99 ea

LR1931 1977-96 7.625" 452.99 ea

SG1920 1964-75 shaft 20.99 ea

**12 Bolt, 30 Spline Axle**

LR1910 1965-71 8.875" 380.99 ea

LR12535 1965-71 spring 19.99 ea

SG1910 1965-72 shaft 16.99 ea

**10 Bolt, 26 Spline Axle**

LR1930 1975-93 7.5" ... 550.99 ea



14315

14316

## Positraction Differential Fill Plug

Reproduction differential fill plug for vehicles equipped with either a 10 bolt or 12 bolt positraction differential. 3/4"-16 or 1"-20 plugs.

14315 3/4" ..... 18.99 ea

14316 1" ..... 18.99 ea

**Liste**



## Handy Packer Bearing Packer

The Handy Packer works on bearings up to 3-1/2" o.d. The grease stays in the tool cavity, not on your hands. To pack a bearing, place the bearing on the piston. Press down on the cap until the cold grease is forced out and the new grease shows on top of the bearing with less mess.  
Y34550 ..... 25.99 ea

# Rear Axle Components



## Differential Bearing Set for 10 and 12 Bolt

These sets are designed to replace the differential bearings on Chevrolet models. Basic bearing sets include bearings and races, gasket (or RTV silicone), washers, and nuts. Order the master bearing set if you require ring gear bolts, or select the super master bearing set to include the ring gear bolts, rear axle seals, and bearings.

**Basic Bearing Set - Regular Bearings**  
 R10CR 10 bolt 8.2" 86.99 set  
 R12CR 12 bolt 8.875" 79.99 set

**Basic Bearing Set - Timkin Bearings**  
 UR10841 58-64 8 1/2 dropout 199.99 set  
 UR10821 10 bolt 8.2" 253.99 set  
 UR10851 10 bolt 8.5" 199.99 set  
 UR12881 12 bolt 8.875" 226.99 set

**Master Bearing Set - Regular Bearings**  
 R10CRMKT 63-72 8.2" 118.99 set

**Master Bearing Set - Timkin Bearings**  
 R94RMKT 58-64 8 1/2 dropout 193.99 set  
 R10RMKT 70-75 8.5" 114.99 set  
 UR10822 10 bolt 8.2" 292.99 set  
 UR10852 10 bolt 8.5" 228.99 set  
 UR12882 12 bolt 8.875" 274.99 set

**Super Master Bearing Set - Timkin Bearings - Includes Axle Bearings and Seals**  
 UR10823 10 bolt 8.2" 146.99 set  
 UR10853 10 bolt 8.5" 148.99 set  
 UR12883 12 bolt 8.875" 111.99 set



## Bow Tie Differential Cover

Reinforced lightweight aluminum rear end cover designed to strengthen the rear housing case in heavy torque situations. The familiar Bow Tie emblem is raised and precision milled on a black crinkle coated surface. Each cover includes two bolts to stabilize bearing main caps, a fluid capacity plug, a magnetic drain plug, and Grade 8 mounting bolts. Exterior of the cover has a black crinkle finish.

Note: \*7.5", \*\*8.2", 8.5".

141697 1965-72 12 bolt 189.99 ea  
 141696\*\* 1971-81 10 bolt 189.99 ea  
 141695\* 1973-96 10 bolt 189.99 ea



## 1965-96 Diff Cover and Gasket

Reproduction or Genuine GM differential covers for 1965-96 models. Choose unfinished, black, or chrome.

### Differential Covers

#### 10 Bolt

**Reproduction - Chrome**  
 T4786 1965-72 ..... 24.99 ea  
 T9072 1982-96 ..... 37.99 ea

**Reproduction - Black**  
 A9500575 1994-96 all... 48.99 ea

#### 12 Bolt

**Reproduction - OE Style**  
 KW577 1965-72 ..... 39.99 ea

**Reproduction - Chrome**  
 T4787 1965-72 ..... 37.99 ea

### - Rear End Cover Gaskets -

#### 10 Bolt

**Reproduction**  
 T4883 1964-72 8.2" 5.99 ea

**Genuine GM**  
 G7119 1971-96 8.5" 16.99 ea

#### 12 Bolt

**Reproduction**  
 T4352 1965-72 8.75" 6.99 ea




## Performance Cover

Strengthen your 10 or 12 bolt Chevrolet rear with a Moser Performance Cover. These 356-T6 aluminum covers are designed to reduce gear deflection to increase ring and pinion gear life as well as improve the appearance of your vehicle. The whole cover weighs only 6 lbs and includes all bolts, washers, and gaskets needed.

**10 Bolt Ring Gear**  
 M12144 w/8.5", 8.2" ..... 215.99 ea

**12 Bolt**  
 M12145 car axle 7110 215.99 ea



## Aluminum Differential Cover

B&M cast aluminum rear end cover was designed to strengthen the rear end by preventing case distortion. Constructed of A356-O-T6 aluminum, this rugged unit also dissipates heat much faster than the stock factory unit to prolong the life of your ring and pinion gears.

Note: \*12 bolt, \*\*10 bolt.

A9800120\* 8.875" ring gear 256.99 ea  
 A9800121\*\* 8.2" 8.5" ring gear 261.99 ea




## 1965-96 Differential Cover

Reinforced lightweight aluminum rear end covers designed to strengthen the rear housing case in heavy torque situations. The PERFECT LAUNCH logo is prominently displayed on a precision milled surface. Includes 2 bolts to stabilize bearing main caps, fluid capacity and magnetic drain plugs, and mounting bolts. All covers have a black painted finish.

Note: \*7.5", \*\*8.2", 8.5".

69502 1965-70 12 bolt 149.99 ea  
 66668\* 1971-81 10 bolt 146.99 ea  
 66667\*\* 1973-96 10 bolt 146.99 ea



## 1968-96 Diff Chrome Cover Bolt Set

Special stainless steel bolts to complete the installation of your chrome rear end cover. Fits both 10 bolt and 12 bolt applications. Set of 12.

AR43732 1966-96 ..... 22.99 set

## Chrome Rear End Cover Bolt Set

Original style Hex head chrome-plated bolts in your choice of polished chrome or polished stainless steel. These bolts are very high-quality reproductions in dazzling bright polished finish. Available for both 10 bolt and 12 bolt applications.

**10 Bolt - 12 Piece Set**

AK125A chrome ..... 25.99 set  
 AK125B stainless ..... 46.99 set

**12 Bolt - 12 Piece Set**

AK126A chrome ..... 30.99 set  
 AK126B stainless ..... 55.99 set



C-Flames D-Bow Tie E-SS G-350 H-454

## Differential Cover Bolt Set

This dress-up differential cover bolt set features popular Chevrolet logos stamped directly onto the head of the chrome-plated bolts. Perfect for stock or chrome covers.

Note: \*Specify logo suffix: C-Flames, D-Bow Tie, E-SS, F-RS, G-350, H-454.

### 5/16" x 1/2" Bolts

56458C 10 bolt ..... 29.99 set  
 56459C 12 bolt ..... 35.99 set

### 5/16" x 3/4" Bolts


Chrome  
 56475C 10 bolt ..... 30.99 set  
 56476C 12 bolt ..... 36.99 set

Stainless Steel  
 56475S 10 bolt ..... 23.99 set  
 56476S 12 bolt ..... 28.99 set



**Differential Cover Bolt**  
 These feature style bolts attach the differential cover to the differential on models with 10 bolt and 12 bolt rear ends. Features correct original head markings.

14328 5/16" x 1/2" ..... 2.99 ea



## 1965-96 Rear End Cover Bolt Set

Special chrome-plated bolts to complete the installation of your chrome rear end cover. Fits both 10 and 12 bolt covers.

T9278 1965-96 12 piece 12.99 set

## Synthetic Gear Oil

Used by Joe Gibbs Racing in every rear end differential and transmission gear box. This fully synthetic, unique SAE 75W-110 gear oil reduces operating temperatures by up to 15 degrees compared to other brand gear oils.

JG630 quart ..... 28.99 ea  
 JG631 case of 12 qts. .... 347.99 ea  
 JG617 5 gallon pail ..... 521.99 ea

## Max-Gear Gear Oil

Max-Gear is an ultra tough automotive gear oil, designed to maximize power and provide protection heavily loaded gears. Rear run smoother, quieter, cooler and longer without overhauls. Max-Gear combines the highest quality synthetic oils with Royal Purple's proprietary Synslide additive technology. All viscosities are formulated with hypoid friction modifiers necessary for use in clutch or cone type differentials. No additional additives are necessary.

### Quarts

RP1030 75W90 ..... 17.99 ea

RP1031 75W140 ..... 19.99 ea

### Case of 12 Quarts

RP12500 75W90 ..... 248.99 cs

RP12301 75W140 ..... 239.99 cs

## Rear Axle Lubricant

Genuine GM rear axle lube for use on all rear lines. Limited-slip additive is available for limited-slip differentials and is required when replacing fluid. 4 oz. additive.

G7103 ltd-slip additive ..... 10.99 ea

# Front Disc Brake Conversions



WBK5558

## 1958-64 Original Offset Wheel Brake Set

This is a true original offset brake set for 1958-64 full size Chevrolet vehicles. These sets use forged aluminum billet hubs with slip-on rotors and large GM calipers. Get the best stopping power for your wheels in the same location as drums. Includes all brackets and hardware.

Note: Shipped overweight

WBK5558	1958	698.99 set
WBK5964	1959-64	698.99 set



TR102133

## 1958-64 Stock Spindle Front Disc Brake Conversion

Looking to convert your classic Chevrolet full size to disc brakes? This conversion is the answer. These sets include rotors, master cylinder, proportion valve and brake booster. Available for manual or power brake systems, in your choice of a standard setup with plain rotors or with drilled/slotted rotors and black powder coated calipers or with drilled/slotted rotors and black powder coated calipers and chrome master cylinder (and chrome booster on power brake systems). Sets with drilled/slotted rotors also include braided stainless flex hoses.


Note: Shipped overweight.

### Power Brakes

<b>Standard Rotors - Natural Caliper Color</b>			
TR102121	1958	gold booster	661.99 set
TR104121	1959-64	gold booster	661.99 set
<b>Drilled/Slotted Rotors - Black Caliper Color</b>			
TR102122	1958	gold booster	810.99 set
TR102123	1958	chrome booster	913.99 set
TR104122	1959-64	gold booster	810.99 set
TR104123	1959-64	chrome booster	913.99 set

### Manual Brakes

<b>Standard Rotors - Natural Caliper Color</b>			
TR102131	1958-64	gold booster	566.99 set
<b>Drilled/Slotted Rotors - Black Caliper Color</b>			
TR102132	1958-64	gold booster	715.99 set
TR102133	1958-64	chrome booster	788.99 set



TR102101



TR102103



TR102111

## 1958-64 Stock Spindle Four Wheel Disc Brake Conversion

Looking to convert your classic Chevrolet full size to 4 wheel disc brakes? This conversion is the answer. These sets rotors, master cylinder, proportion valve and brake booster. Available in manual or power brake systems, and as a standard setup with plain rotors or with cross drilled/slotted rotors and black powder coated calipers or with cross drilled/slotted rotors and black powder coated calipers and chrome master cylinder (and booster on power systems). Sets with cross drilled/slotted rotors also include braided stainless flex hoses.

Note: Shipped double overweight.

### Power Brakes

<b>Standard Rotors - Natural Caliper Color</b>			
TR102101	1958	gold booster	1129.99 set
TR104101	1959-64	gold booster	1129.99 set
<b>Drilled/Slotted Rotors - Black Caliper Color</b>			
TR102102	1958	gold booster	1417.99 set
TR102103	1958	chrome booster	1513.99 set
TR104102	1959-64	gold booster	1417.99 set
TR104103	1959-64	chrome booster	1513.99 set

### Manual Brakes

<b>Standard Rotors - Natural Caliper Color</b>			
TR102111	1958-64		1039.99 set
<b>Drilled/Slotted Rotors - Black Caliper Color</b>			
TR102112	1958-64		1322.99 set
TR102113	1958-64		1417.99 set



BK2013



BK2014



BK2010

## 1958-68 Stock Spindle Front Disc Brake Conversion Set

Convert your vehicle to disc brakes without changing spindles or lowering the vehicle. Moves wheels out 3/8" and works with most 15" wheels.

Note: Shipped overweight.

**Conversion Set without Brake Booster**  
This set includes: disc brake bracket set, rotors, loaded calipers, bearings, seals, dust caps, spindle nuts, and hoses.

BK2013	1958-64	406.99 set
BK2014	1965-68	406.99 set

**Conversion Set w/Power Brake Booster**  
This set includes everything in the previous set and adds proportioning valve, master cylinder with pre-bent hard lines, and a 7", 8", or 9" power brake booster.

BK2007	1958-64	7" brake booster	718.99 set
BK2008	1958-64	8" brake booster	718.99 set
BK2009	1958-64	9" brake booster	718.99 set
BK2010	1965-68	7" brake booster	718.99 set
BK2011	1965-68	8" brake booster	718.99 set

### Replacement Front Brake Lines

Replacement brake lines for models with CPP front brake upgrade kit part #BK2007 or BK2008.

BL103	1958-64	brake lines	74.99 set
-------	---------	-------------	-----------

STEERING, SUSPENSION, REAR END & BRAKES

# Rear Disc Brake Conversions



## 1958-70 Brake Front Disc Set

Baer Brakes are known for exceptional braking performance and outstanding quality. Offering many upgrade and conversion brake sets that far exceed OE equipment performance.

**Important:** \*Increases track width by .500 per side compared to stock.

Note: R - red, B - black, S - silver. Photo for illustration purposes only, set contents may vary. Additional parts may be needed for installation. Shipped overweight.

### SS4+

This set features the S4 four piston calipers, 11" x 2" piece slot, drill, zinc-plated rotors, stainless steel brake hoses, fully assembled aluminum hubs, mounting brackets, and hardware included.

Note: 15" minimum wheel size. Uses common 4 piston pad (ADR1).

### Stock Spindles

4301433*	1958-68	1394.99 set
4301447	1969-70	1394.99 set



BB4001



BB4012

## 1958-70 Big Brake Conversion Set

This big brake system uses 52mm piston calipers to grab massive cross drilled and gas slotted rotors to provide a 60% increase in stopping over the popular C5 caliper. Front sets are compatible with stock drum brake spindles and include 13" rotors, calipers, hoses, bearings, seals, mounting brackets, and hardware. Rear sets include: 12" rotors, calipers, mounting brackets, hoses, wheel studs, hard lines, E-brake cables and hardware. The 4 wheel set includes: a 4 wheel disc manual/power master cylinder and proportioning valve. Calipers are available with a black rust inhibitive coating or powder coated red.

**Important:** These brakes require 17" wheels or larger.

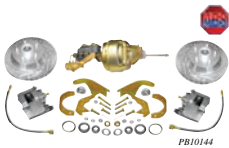
Note: \*With 2" drop spindles. Shipped overweight.

### Front Only

BB4001	1958-64	black	918.99 set
BB4001R	1958-64	red	918.99 set
BB40012*	1958-70	black	1148.99 set
BB40012R*	1958-70	red	1148.99 set

### Front and Rear

BB4012	1958-64	black	1797.99 set
BB4012R	1958-64	red	1797.99 set
BB5012	1965-68	black	1797.99 set



PB10144



PB10150

## 1958-70 Front Bolt-On Disc Brake System

This true bolt-on solution from ABS Power Brake will bolt up to the OEM spindles. Included with the system are all brackets needed, master cylinder and proportioning valve so you can select the correct combination (disc/drum or disc/disc). Available with 10-3/4" or 12" rotors. Rotors are cross drilled/slotted.


Note: Shipped overweight.

### With Booster

Includes a new 8" dual power brake booster combo.			
PB10144	1958-64	10-3/4" rotors	1096.99 set
PB10146	1965-68	10-3/4" rotors	1149.99 set
PB10148	1969-70	10-3/4" rotors	1149.99 set

### Without Booster

PB10150	1958-64	10-3/4" rotors	720.99 set
PB10154	1969-70	10-3/4" rotors	720.99 set



## 1958-64 Stock Rear End Disc Brake Conversion Set

In the complicated world of restoration, Classic Industries® offers the restorer some of the most innovative products on the market with aftermarket products as well as the latest in retro style technology. These stock rear end disc brake wheel sets are another product in a long line of new items currently being offered for the first time. You can now replace the original rear end drum brakes with this set. Includes: rotors, loaded calipers with built-in emergency brake, emergency brake cable, brake lines, axle hard lines and all mounting hardware. Will work with C-clip eliminators.

Note: Factory axle flange may have to be trimmed down. Shipped overweight.

RB3001	1958-64	598.99 set
--------	---------	------------



TR103101

## 1958-64 Rear Disc Brake Conversion

This rear disc conversion set includes brackets to mount the calipers, fully loaded new calipers, rotors, flex hoses, hardware, and a pair of rear cables. Also available without parking brake and cables.

Note: Shipped overweight.

### With Parking Brake


TR103101	1958-64	10 and 12 bolt.	548.99 set
----------	---------	-----------------	------------

### Without Parking Brake/Cables

TR103102	1958-64	10 and 12 bolt.	444.99 set
----------	---------	-----------------	------------



PB10122



PB10125

## 1958-70 Bolt-On Rear Disc Upgrade Set

Classic Industries® has the just the thing. Available either with 10-1/2" OEM size rotors with 5-3/4" bolt pattern on GM 10 and 12 bolt rear ends, or 10-3/4" on Ford 9" rear ends (works with OEM size wheels), or as a big brake upgrade with 12" rotors (requires 16" or larger wheels). This is a true bolt-on solution from ABS Power Brake—it mounts to the OEM differential housing. Included with the system are all required brackets, calipers, parking brake cables, and all necessary hardware.

**Important:** \*PB64748 and \*PB10125 require 16" or larger wheels.

Note: Shipped overweight.

### 10 and 12 Bolt Rear Ends

#### Plain Rotors

PB10121	1965-70	10-1/2"	720.99 set
---------	---------	---------	------------

#### Cross Drilled/Slotted Rotors

PB10122	1965-70	10-1/2"	821.99 set
PB64748*	1965-70	12"	821.99 set

#### Ford 9" Rear Ends

#### Plain Rotors

PB10123	1958-70	10-3/4"	720.99 set
---------	---------	---------	------------

#### Cross Drilled/Slotted Rotors

PB10124	1958-70	10-3/4"	821.99 set
PB10125*	1958-70	12"	827.99 set



WARNING: Cancer and Reproductive Harm - www.P63Warnings.ca.gov

# Power Brake Components



HBK5564SS



HBK5564S9

## 1958-84 Hydra Stop Hydraulic Assist System

This high-quality direct bolt-in hydraulic "Show Stopper" brake system is designed to upgrade manual or vacuum assisted brakes with a powerful and modern hydraulic assist unit. Using all new parts, this unit puts out an amazing 1800 psi at the wheels! Package includes: hydraulic brake assist unit with billet aluminum firewall mounting bracket, chrome master cylinder with chrome adjustable prop valve distribution block, chrome accumulator cover, stainless pressure hoses, rubber return hoses and all necessary fittings and hardware for installation.

Note: \*Small block or floor shift. \*\*Big block or column shift.


HBK5564SS\* 1958-64 ..... 1128.99 set  
HBK5564S9\*\* 1958-64 ..... 1198.99 set



## 1958-85 Brake Booster/Master Combo

Black Out power brake conversion for the 1958-65 Chevrolet full size consists of booster and Wilwood master cylinder and Black Out adjustable proportioning valve.

A550009 1958-65 combo ..... 599.99 set



J85315171

## 1958-88 Master/Booster/Valve Combo

Put some shine under your hood with this chrome master cylinder, booster and proportioning valve combination assembly. Includes polished aluminum master cylinder and cap, 8" chrome dual diaphragm booster, and chrome combination valve with lines and brake lamp switch. Available for disc front/drum rear or four wheel disc brake setups.

Note: For 1958 use bracket BBR002S; for 1959-68 use bracket BBR00AS.

Disc Front/Drum Rear  
J85315171 1958-68 ..... 372.99 ea

Four Wheel Disc  
J85315672 1958-68 ..... 372.99 ea



HBC5864WB

HBC6570WP

## 1958-70 Hydroboost Power Booster

Hydroboost hydraulic brake assist power booster fits 1958-70 Chevrolet Impala and generates up to 1800psi of line pressure to the brake calipers. It is fitted with a Wilwood master cylinder and a Black Out or polished adjustable proportioning valve.

HBC5864WB 1958-64 ..... 857.99 set  
HBC5864WP 1958-64 polished..... 921.99 set  
HBC6570WB 1965-70 Black Out..... 921.99 set  
HBC6570WP 1965-70 polished..... 921.99 set



PB809D

## 1958-70 Dual Diaphragm Booster/Master/Prop Valve Combo

Quality all-new dual diaphragm brake booster/master cylinder/proportioning valve combinations mount up close to the firewall for added valve cover clearance and improved pedal ratio for full use of master cylinder travel, which means a higher, firmer, and safer pedal. Original style gold cadmium finish or chrome finish with stainless steel balls and lines.

Important: Units for vehicles with front and rear drum brakes do not include proportioning valve, bracket or lines.

### Gold Cadmium Finish

Models with Front and Rear Drum Brakes  
PB115D 1958-64 7" booster..... 384.99 ea  
PB181D 1965-70 7" booster..... 388.99 ea  
PB186D 1965-70 8" booster..... 384.99 ea  
PB189D 1958-64 8" booster..... 388.99 ea  
PB191D 1965-70 8" booster..... 388.99 ea

Models with Front Disc and Rear Drum Brakes  
PB109D 1958-64 7" booster..... 388.99 ea  
PB181D 1965-70 7" booster..... 388.99 ea  
PB181D 1958-64 8" booster..... 388.99 ea  
PB824D 1965-70 8" booster..... 388.99 ea

### Chrome Finish

Models with Front and Rear Drum Brakes  
PB115DC 1958-64 7" booster..... 531.99 ea  
PB116DC 1965-70 7" booster..... 588.99 ea  
PB181DC 1958-64 8" booster..... 594.99 ea  
PB189DC 1965-70 8" booster..... 588.99 ea  
PB181DC 1958-64 9" booster..... 594.99 ea

Models with Front Disc and Rear Drum Brakes  
PB109DC 1958-64 7" booster..... 588.99 ea  
PB181DC 1965-70 7" booster..... 589.99 ea  
PB181DC 1958-64 8" booster..... 588.99 ea  
PB824DC 1965-70 8" booster..... 588.99 ea




5864FBB

## 1958-70 Midnite Series Booster Combo

Midnite Series 1958-70 Impala and full size vacuum assisted brake booster with a black finish with aluminum master cylinder, aluminum proportioning valve, mounting brackets, lines, and hardware for an easy install.

5864FBB 1958-64 ..... 388.99 ea  
6570FBB 1965-70 ..... 388.99 ea



PB819

PB1810C

## 1958-70 Single Diaphragm

### Booster/Master/Prop Valve Combo

Quality all-new single diaphragm brake booster/master cylinder/proportioning valve combinations mount up close to the firewall for added valve cover clearance and improved pedal ratio for full use of master cylinder travel, which means a higher, firmer and safer pedal. Original style gold cadmium finish or chrome finish with stainless steel balls and lines. 7", 8", or 9" single diaphragm booster.

Important: Units for vehicles with front and rear drum brakes do not include proportioning valve, bracket or lines.

### Gold Cadmium Finish

Models with Front and Rear Drum Brakes  
PB815 1958-64 7" booster..... 365.99 ea  
PB816 1965-70 7" booster..... 388.99 ea  
PB818 1958-64 8" booster..... 384.99 ea  
PB819 1965-70 8" booster..... 388.99 ea  
PB821 1958-64 9" booster..... 388.99 ea  
PB822 1965-70 9" booster..... 361.99 ea

Models with Front Disc and Rear Drum Brakes  
PB809 1958-64 7" booster..... 388.99 ea  
PB810 1965-70 7" booster..... 388.99 ea  
PB811 1958-64 8" booster..... 388.99 ea  
PB824 1965-70 8" booster..... 388.99 ea  
PB812 1958-64 9" booster..... 298.99 ea  
PB826 1965-70 9" booster..... 388.99 ea

Models with Front and Rear Disc Brakes  
PB824 1965-70 8" booster..... 388.99 ea  
PB826 1965-70 9" booster..... 388.99 ea

### Chrome Finish

Models with Front and Rear Drum Brakes  
PB815C 1958-64 7" booster..... 294.99 ea  
PB816C 1965-70 7" booster..... 388.99 ea  
PB819C 1965-70 8" booster..... 588.99 ea

Models with Front Disc and Rear Drum Brakes  
PB809C 1958-64 7" booster..... 588.99 ea  
PB810C 1965-70 7" booster..... 588.99 ea  
PB811C 1958-64 8" booster..... 588.99 ea  
PB824C 1965-70 8" booster..... 588.99 ea  
PB826C 1965-70 9" booster..... 588.99 ea



A28138

## Disc Brake Master Cylinder and Booster

Complete 7" and 9" booster and master cylinder assemblies are specifically built with the disc brake conversion in mind. These are completely new master cylinders. The combination unit is ready-to-install and is perfect for tight fitting applications like big block with roller rockers, or street rods and customs that require the booster to mount below the floor boards. The 9" combination unit is ready-to-install and is perfect for small block and street rod or custom applications. The boosters are finished in an anodized gold and the master cylinder is in raw cast color.

A28136 with 7" booster combo ..... 206.99 ea  
A28138 with 9" booster combo ..... 172.99 ea



# Master Cylinders



## 1958-98 Brake Master Cylinder

These hydraulic brake master cylinders use aluminum and iron castings for an exact match to the design of your vehicle's original equipment. Technologically advanced components ensure safe and reliable braking. With these premium products, you can be certain that your replacement brakes perform just like your original equipment.

### 1958-70 Drum Brake Master Cylinders

<b>Manual Brakes</b>		
MC21000	1958-61 1" bore.....	67.99 ea
<b>Power Brakes fits Bendix Booster - Octagon Shape</b>		
MC21000	1959-61 1" bore.....	67.99 ea
<b>Power Brakes fits Moraine Booster - Round Shape</b>		
MC31999	1959-61 1" bore.....	100.99 ea

### Manual or Power Brakes

MC36006	1962-66 1" bore.....	53.99 ea
MC36242	1962-66 7/8" bore.....	100.99 ea
MC36239	1967-70 1" bore, silver lid.....	69.99 ea
MC36233A	1967-70 1" bore, gold lid.....	111.99 ea

### 1967-96 Disc Brake Master Cylinders

<b>Manual Brakes - Front Disc</b>		
MC36280A	1967-68 correct style.....	98.99 ea
MC36280	1967-68 replacement.....	67.99 ea
MC36367	1969-70 1" bore, deep.....	74.99 ea
MC36317	1969-70 1-1/8" bore, deep.....	73.99 ea
MC36361	1971-80 1-1/8" bore, shallow.....	77.99 ea
MC36306	1971-80 1-1/8" bore, shallow.....	47.99 ea
MC39308	1981-85 30mm bore.....	74.99 ea
MC39328	1981-90 1-1/8" x 1-9/16" bore.....	62.99 ea
MC39952	1991-92 28.6mm x 40mm bore.....	53.99 ea
MC390128	1993-94 1-1/4" bore.....	131.99 ea
MC390250	1995 1-1/4" bore.....	122.99 ea
MC39952	1995-96 28.6mm x 40mm bore.....	53.99 ea
MC390250	1996 1-1/4" bore.....	122.99 ea

### Power Brakes - Front Disc

MC36280A	1967-68 correct style.....	98.99 ea
MC36280	1967-68 replacement.....	67.99 ea
MC39018	1969-70 1-1/8" bore, deep.....	51.99 ea
MC36317	1969-70 1-1/8" bore, deep.....	73.99 ea
MC36361	1971-72 1-1/8" bore.....	77.99 ea
MC36306	1971-80 1-1/8" bore, shallow.....	47.99 ea
MC39308	1981-85 30mm bore.....	74.99 ea
MC39328	1981-90 1-1/8" x 1-9/16" bore.....	62.99 ea
MC39952	1991-92 28.6mm x 40mm bore.....	53.99 ea
MC390128	1993-94 1-1/4" bore.....	131.99 ea
MC390250	1995 1-1/4" bore.....	122.99 ea
MC39952	1995-96 28.6mm x 40mm bore.....	53.99 ea
MC390250	1996 1-1/4" bore.....	122.99 ea



## 1967-69 Original Style Master Cylinder

Reproduction master cylinder for 1967-69 models with front disc and rear drum brakes. This master cylinder features the GM casting numbers on the cylinder and bleeder valves. A must for any purist! Casting #5468309.

E358	1967-69 disc/drum.....	120.99 ea
------	------------------------	-----------



## Universal Cast Iron Master Cylinder

This is the Corvette Style cast iron brake master cylinder that is used as a replacement cylinder or in master/booster conversions. Features a 1" bore master cylinder with 9/16" and 1/2" ports on both sides for easier installations. Includes a piston adapter that will allow for power or manual applications. Works on either disc/drum or drum/drum applications.

MM2M01321	universal.....	60.99 ea
-----------	----------------	----------



## Smooth Master Cylinder

CPP 1" or 1-1/8" bore smooth black or chrome master cylinder. These aluminum 2 port master cylinders feature a smooth body design with a bolt-on lid. Includes a bullet adapter to easily convert from a deep bore to a shallow bore power brake setup.

MC100BAS	1" black.....	119.99 ea
MC100CAS	1" chrome.....	89.99 ea
MC118BAS	1-1/8" black.....	79.99 ea
MC118CAS	1-1/8" chrome.....	89.99 ea



## Electric High Power Master Cylinder

The most innovative system on the market today, this bolt-on solution replaces the OEM brake booster/master cylinder with a compact billet aluminum master cylinder that does not rely on vacuum for power assist. Complete with a remotely mounted power supply, this fully self-contained unit allows the master cylinder to provide between 1400 and 2500 psi. Measures: 8-3/4" long and 3-1/2" wide.

PB10569	all models.....	1695.99 set
---------	-----------------	-------------



## Tandem Master Cylinder

These tandem outlet master cylinders are configured for manually actuated, four wheel disc brake applications. They feature a slotted mounting flange that accommodates both hole centers between 3.22" and 3.40". The bodies also feature two through hole mounts on 6.40" centers for side mounting to frame members or other secure elements of the chassis. These master cylinders are manufactured with a 7/8", 1", or a 1-1/8" piston bore providing options for matching volume and stroke requirements, and fluid outlets on both sides of the cylinder to simplify plumbing based on mount location. Available with natural, black, or polished finish.

### Natural Finish

2609439	7/8" bore.....	230.99 ea
2608555	1" bore.....	230.99 ea
2608556	1-1/8" bore.....	230.99 ea

### Black Finish

2609439BK	7/8" bore.....	277.99 ea
2608555BK	1" bore.....	277.99 ea
2608556BK	1-1/8" bore.....	277.99 ea

### Polished Finish

2609439P	7/8" bore.....	277.99 ea
2608555P	1" bore.....	277.99 ea
2608556P	1-1/8" bore.....	277.99 ea



## Disc Brake Master Cylinder & Prop Valve

This dual master cylinder and proportioning valve assembly keeps brake proportioning adjustments uncomplicated. Designed for manual and power front disc/rear drum or four wheel disc brake applications. Available in natural finish, bright finish or Wilwood's exclusive black E-coat.

**Important:** DOT 3 or 4 brake fluid recommended. Not for use with DOT 5 silicone fluid.

<b>1-1/8" Bore for Power Assisted Brakes</b>		
26113270	natural finish.....	359.99 set
26113270P	bright finish.....	401.99 set
26113270BK	black finish.....	401.99 set

<b>1" Bore for Manual Brakes</b>		
26113269	natural finish.....	359.99 set
26113269P	bright finish.....	401.99 set
26113269BK	black finish.....	401.99 set
<b>7/8" Bore for Manual Brakes</b>		
26113271	natural finish.....	359.99 set
26113271P	bright finish.....	401.99 set
26113271BK	black finish.....	401.99 set

<b>15/16" Bore for Manual Brakes</b>		
26113262	natural finish.....	359.99 set
26113262P	bright finish.....	401.99 set
26113262BK	black finish.....	401.99 set

# Master Cylinder Components



## 1958-85 Brake Master Cylinder Rebuild Set

These master cylinder rebuild sets are an exact match to the design of your vehicle's original equipment. With these premium products, you can be certain that your replacement brakes perform just like your original equipment. One set required per cylinder.

### 1958-70 Drum Brake Master Cylinder

**1" Bore Manual Brakes**

MK234	1958-61	OE cylinder only	19.99 set
MK234	1962-63	exc. metallic linings	19.99 set
MK234	1964-66	exc. Bendix cyl.	19.99 set

### 1" Bore Power Brakes

MK235	1959-61	Moraine brakes	13.99 set
MK234	1962-63	replacement cyl only	19.99 set
MK234	1962-63	Moraine brakes	19.99 set
MK234	1964-66	Bendix brakes	19.99 set
MK234	1964-66	Moraine brakes	19.99 set

### 1967-85 Disc Brake Master Cylinder

**Power Brakes**

MK501	1967-70	1-1/8" bore	27.99 set
MK1420	1981-84	30mm bore	22.99 set
MK1420	1984	30mm bore	22.99 set
MK1420	1985	30mm bore	22.99 set
MK1420	1985	30mm bore	22.99 set



## 1962-73 Master Cylinder Gasket

Reproduction master cylinder to firewall gasket used on all vehicles equipped without power brakes.

1256659	1962-73	.....	4.99 ea
---------	---------	-------	---------



## 1965-66 Master Cylinder Firewall Plug

Reproduction of the plug that mounts to the firewall in the opening under a manual brake master cylinder.

N3000	1965-66	w/manual brakes	14.99 ea
-------	---------	-----------------	----------



## Master Cylinder Pushrod Set

This set helps when rebuilding your master cylinder and power booster on your power brake system. Includes plastic sleeve (boot), 2 push pins (1 for a shallow master cylinder, 1 for a deep master cylinder) and the attaching clevis.

PBK10	.....	.....	15.99 set
-------	-------	-------	-----------



## Manual Pushrod Set

Special heavy-duty pushrod converts vehicles equipped with power brakes to manual brakes. Uses present master cylinder. Must have deep hole in piston.

398721	.....	.....	27.99 set
--------	-------	-------	-----------

## NEW! OEM AUTHORIZED



## Universal Master Cylinder Pushrod Kit

Universal fit GM style master cylinder pushrod kit that includes the parts necessary to install on the 10 most common combinations. This 10 piece adjustable master cylinder push rod kit works with power and non-power applications. Accommodates eyelet, clevis and bellcrank configuration.

154235	universal	10 piece	14.99 ea
--------	-----------	----------	----------



## Universal Adjustable Brake Pushrod Set

This universal brake pedal pushrod set allows many common configurations for custom installation of power boosters or manual master cylinders. Adjustable length set contains all the necessary components for pedal engagement and height adjustment for most common types of installations. Set includes: adjustable length pushrods, unions, clevis, eyelet and retainer. Includes adapters for 10 common master cylinder pushrod configurations with both power and manual brake systems.

A1726	universal	.....	69.99 set
-------	-----------	-------	-----------



## 1958 Master Cylinder Hardware Set

Master cylinder hardware set for 1958 Impala models. Fits standard or power brakes. For original equipment master cylinder only. Includes: original style bolt, 2 copper washers, and brass junction block for a complete replacement.


BH400114	1958	4 piece	31.99 set
BH400115	1958	copper washers	6.99 set



## Master Cylinder Steel Brake Lines

Features tight 90 degree bends at the master cylinder end. Both lines feature inverted flare ends. The longer of the 2 lines measures approximately 12" from the bend to the end.


PV06	3/8"-24	.....	17.99 ea
------	---------	-------	----------



## Master Cylinder Steel Lines

Steel brake lines from master cylinder to combination valve, this pair of lines are correctly bent for mounting the proportion brake valve under the master cylinder. Features: one 9/16"-18 inverted ends on both side and one 1/2"-20 master side. 3/8"-24 inverted ends.

PV07	bottom	.....	17.99 set
PV08	side	.....	17.99 set



## 1958-66 Brake Distribution Block

These distribution blocks are for 1958-66 full size models. These blocks mount to the frame and the single master cylinder line screws into the top while the left and right front screws into the sides and the front to rear screws into the back. Often these blocks are missing or discarded with the old lines. These brass blocks are exact reproductions with the correct size, shape, and thickness.

BH400104	1958	rear housing	19.99 ea
BJB400	1959-64	rear housing	19.99 ea
BJB401	1958-64	LH	19.99 ea
BJB402	1958-64	RH	19.99 ea
14779	1965	all	23.99 ea
14780	1966	all	23.99 ea
14781	1965-66	dual	38.99 ea

# Master Cylinder Components

New!



## 1964-66 Master Cylinder Cover

Reproduction brake master cover for 1964-66 models. Manufactured to original specifications featuring gold cadmium-plating and correct stamped instructions.

A8500403 1964-66..... 18.99 ea



J9101



T9332B



E338



T9334



K0075

## 1967-80 Master Cylinder Cover

Reproduction master cylinder covers for 1967-80 Impala models. Features chrome-plating or gold cadmium finish as indicated.

Note: \*Cover only.

**Single for 3" x 5-5/8"**

**Chrome-Plated**  
J9101 1970-80 with bail..... 6.99 ea

**Single for 4-7/8" x 2-3/8"**

**Chrome-Plated**  
T9332B 1967-69 with bail..... 7.99 ea

**Gold Cadmium**  
E338\* 1967-70 manual drum..... 16.99 ea

**Dual for 3" x 5-3/4"**

**Chrome-Plated**  
T9334 1967-80 with bails..... 10.99 ea

**Gold Cadmium**  
K0075\* 1967-80 disc brakes..... 14.99 ea



14296

## 1967-69 Master Cylinder Cover Bail

These are reproductions of the master cylinder cover bails used on original disc brake master cylinders from 1967-69. These are correct in every way and will fit master cylinders with specific casting numbers ending in either 309 or 346.

14296 1967-68 cast #346..... 21.99 pr  
14295 1969 cast #309..... 19.99 pr



## 1981-96 GM Snap-On Brake Master Cylinder Cover

Replacement master cylinder cover for models with Delco Moraine master cylinders. Measures: 4-1/8" x 6-1/2".

42041 1981-96..... 10.99 ea

New!

OER AUTHORIZED



## 1981-96 Chrome Master Cylinder Cover

When you're dressing up your engine compartment, don't forget about the master cylinder cover. We now offer a high-quality chrome replacement to fit late model GM cars and trucks for a dash of flash under your hood.

T9635 1981-96 3-1/2" x 6"..... 9.99 ea

New!



MC1001B - installed



MC1001B



MC1001P



MC1002B



MC1002P

## Master Cylinder Cover

Customize your Wilwood tandem master cylinder with a new top cover plate. CNC-machined from 6061 aluminum and engineered to be a direct bolt on using the factory screws. These cover plates are available in either a black anodize or polished finish and are manufactured in the USA.

**Important:** This is master cylinder cap only. Master Cylinder pictured but not included.

**Finned Cap**  
MC1001B black..... 68.99 ea  
MC1001P polished..... 68.99 ea

**Billet Cap**  
MC1002B black..... 68.99 ea  
MC1002P polished..... 68.99 ea

New!

OER AUTHORIZED



## 1967-69 Master Cylinder Diaphragm/Gasket

OER® Authorized rubber diaphragm/gasket for 1967-69 Chevrolet full size models with single bail master cylinder covers. Fits many drum brake master cylinders that require a 2-3/8" x 4-7/8" single bail lid.

T3041B 1967-69 full size..... 3.99 ea

OER AUTHORIZED



## 1967-70 Dual Bail Master Cylinder Cover Diaphragm

Reproduction master cylinder cover diaphragm for models with Delco Moraine style 3" x 5-3/4" master cylinder covers. Replaces OE #s 5455516, 18060006.

**Dual Bail Diaphragm**  
5455516 1967-70 for 3" x 5-3/4" covers.. 7.99 ea

OER AUTHORIZED



## 1971-80 Single Bail Master Cylinder Cover Diaphragm

Replacement master cylinder cover diaphragm is for use on models with Delco Moraine power master cylinders.

**Single Bail Diaphragm**  
T3042B 1971-80 for 3" x 5-5/8" covers.. 5.99 ea



## 1981-91 GM Master Cylinder Cover Diaphragm

Genuine GM master cylinder cover diaphragm is for use on 4-1/8" x 6-1/2" plastic master cylinder reservoir. G8564 1981-91..... 12.99 ea


# Power Boosters



## 1958-68 Master Cylinder/Booster Combo

Brake booster worn out? Replace it with a new integral combination master cylinder and brake booster for models with front discs and rear drum brakes. Available with 9" or 11" booster. The 11" set includes combo valve. Both master cylinders have 1.125" bore.

GF902109 1958-68 9" booster..... 180.99 ea



## 1959-70 Booster with Bracket

Reproduction 9" Delco style booster for 1959-70 Chevrolet full size models. Includes brake pedal rod extension and tall brackets.

RS909421 1959-70 9" ..... 143.99 ea



## 1968-74 Delco-Moraine Power Booster

When restoring your classic back to original, one of the hardest things to find is an original Delco-Moraine power brake booster, and if you do, it probably isn't in very good condition. This booster features the correct Delco-Moraine stamping on the face and gold cadmium plating. Ready-to-install, booster includes a vacuum fitting, boot, and pushrods. Made in USA.

PB011 1968-74 11 inch..... 190.99 ea



## Roll Control

Used primarily in drag racing to provide positive locking action to the front wheels of race cars. In tests, the Hurst Roll Control has proved a 1/100,000 of a second release time and vibration tests have seen up to 30 G's applied without mechanical failure. Roll Control installation set that includes: lines, fittings and connectors is sold separately.

1745000 Hurst Roll Control set..... 173.99 set  
 5671510 installation set..... 65.99 set



## 1971-86 Reman. Power Brake Booster

Having trouble with your power brakes? If your vacuum draw is weak, at a level less than 18" of Hg, you may need to replace your power brake booster. Over time, the internal rubber components of the booster can deteriorate, especially if rich gasoline fumes enter the vacuum lines. Replace defective brake boosters and make sure your vehicle has the power to stop safely!

**Important:** The listings below are for the power brake booster only and do not include the master cylinder assembly (sold separately). Boosters are not currently available in original OEM color.

**Note:** \*With vacuum switch. \*\*Without vacuum switch.

PB77508	1971-72	dual diaph Delco, 11"	119.99 ea
PB77508	1973-74	dual diaph Delco, 11"	119.99 ea
PB77508	1975-76	all.....	119.99 ea
PB77511	1977	passenger cars.....	99.99 ea
PB77508	1977	S/W, w/Delco unit.....	119.99 ea
PB77508	1978	all.....	119.99 ea
PB77508	1979-80	gas engine.....	119.99 ea
HB76105	1979-80	w/diesel, hydro boost	137.99 ea
PB77510*	1981-85	gas engine.....	101.99 ea
PB7509*	1981-85	gas engine.....	109.99 ea
HB76106	1981-85	w/diesel, hydro boost	171.99 ea
PB77510*	1986-90	gas engine.....	101.99 ea
PB77509*	1986-90	gas engine.....	109.99 ea
PB77511	1991-93	passenger car.....	137.99 ea
PB71093	1992	police, taxi.....	101.99 ea
PB71093	1993	taxi.....	101.99 ea
PB71091	1993	police.....	108.99 ea
PB74801	1994-95	with 2 wheel disc.....	109.99 ea
PB74815	1994-95	with 4 wheel disc.....	129.99 ea
PB74801	1996	w/2 whl disc w/o taxi	109.99 ea
PB74815	1996	police, taxi.....	129.99 ea
PB74815	1996	with 4 wheel disc.....	129.99 ea



## Universal Chrome Power Booster

Universal 8" dual diaphragm power brake booster for a variety of full size models. When ordering an universal brake booster please make sure you have the correct brackets or pedal assembly for your application. 3-3/8" Bolt Pattern (Firewall Side) and 3-5/8" Center to Center Bolt Hole (Master cylinder Side)

**Note:** Will need adjustable pedal rod extension and the correct clevis for your application.

PB846C universal chrome..... 143.99 ea



## Universal Power Brake Booster

Universal replacement power brake boosters for a variety of car or truck models. Perfect choice when space is at a premium or custom applications. Will require adjustable pedal rod and correct clevis for your application. Sold separately. Available in various sizes and finishes.

<b>7" Single Diaphragm</b>			
PB1080A	zinc.....	59.99 ea	
PB1080B	black.....	56.99 ea	
PB1080C	chrome.....	84.99 ea	
<b>7" Dual Diaphragm</b>			
PB1081A	zinc.....	89.99 ea	
PB1081B	black.....	89.99 ea	
PB1081C	chrome.....	114.99 ea	
<b>8" Single Diaphragm</b>			
PB1082A	zinc.....	69.99 ea	
PB1082B	black.....	118.99 ea	
PB1082C	chrome.....	84.99 ea	
<b>8" Dual Diaphragm</b>			
PB1083A	zinc.....	82.99 ea	
PB1083B	black.....	89.99 ea	
PB1083C	chrome.....	115.99 ea	
<b>8" Bendix Style Dual Diaphragm</b>			
PB1084A	zinc.....	118.99 ea	
PB1084B	black.....	159.99 ea	
PB1084C	chrome.....	134.99 ea	
<b>9" Slim Single Diaphragm</b>			
PB1085A	zinc.....	69.99 ea	
PB1085B	black.....	99.99 ea	
PB1085C	chrome.....	109.99 ea	
<b>GM Style 9" Single Diaphragm</b>			
PB1086A	zinc.....	91.99 ea	
PB1086B	black.....	139.99 ea	
PB1086C	chrome.....	94.99 ea	
<b>GM Style 11" Single Diaphragm</b>			
PB1088A	zinc.....	99.99 ea	
PB1088B	black.....	109.99 ea	
PB1088C	chrome.....	144.99 ea	



## Electronic Vacuum Pump Set

It takes 16" of vacuum to properly activate your vehicle's power brake booster. Sometimes, big cammed or supercharged engines don't create enough vacuum to operate the booster, making it more difficult to stop. This vacuum pump will supply the booster with the needed vacuum so your brakes will function properly.

VP28146 vacuum pump..... 203.99 pr

# Power Booster Components



## 1963-96 Brake Booster Check Valve

Reproduction power brake booster vacuum check valve, correct in fit and function, and, produced in the original "correct" color. Includes rubber grommet.

PB10010	1963-66	faces forward	42.99 ea
KW529	1967-93	exc. police opt. repro	19.99 ea
G9671	1993	with police opt. GM	24.99 ea
G9671	1994-96	all models, GM	24.99 ea



## Brake Booster Components

Reproduction 1964-72 GM full size vehicle power brake booster components. Each part is designed to OE specifications.

### Check Valve and Grommet Set

Includes the check valve and rubber grommet for Delco-Moraine brake booster.

MP500800 1964-72 9" or 11" booster 24.99 set

### Rear Pushrod Boot

Located at the rear of the booster, the boot is used to protect the pushrod and rear of the booster from harmful elements. Fits Delco-Moraine brake boosters.

PB100100	1964-66	with 9" booster	19.99 ea
PB100100	1967-72	with 11" booster	19.99 ea

### Booster Inlet Seal Set

Includes: the front master cylinder seal, check valve and grommet, tail stock silencer, rear boot, and rear boot silencer. Fits Delco-Moraine brake boosters.

PB100101 1964-70 9" or 11" booster 59.99 set

### Booster Repair Set

Reproduction brake booster repair set. Each set includes the necessary components to bring your booster back to factory specifications.

<b>Delco-Moraine</b>			
PB100106	1958		232.99 set
PB100107	1959-61		191.99 set
PB100109	1963		232.99 set
PB100102	1964-66	with 9" booster	139.99 set
PB100103	1967-74	with 11" booster	150.99 set
<b>Bendix</b>			
PB100108	1959-60		191.99 set
MP500816	1962-66	9" booster	145.99 set

## 1958-84 Brake Firewall Pushrod Boot

Reproduction power brake firewall pushrod boot for 1958-64 Chevrolet full size models. This mounts on the firewall on the inside of the vehicle. This keeps out dirt, oil, water, and fumes from the engine compartment getting into the interior of the vehicle through the power brake hole in the firewall.


587215 1958-64 full size..... 9.99 ea



## 1958-64 Booster Mounting Brackets

These brackets are designed to mount 4-bolt aftermarket master cylinder/booster combinations to the firewall on 1958-64 Chevrolet full size models. This is a high rise style mount that is perfect for engines with tall valve covers that need additional clearance. Includes bracket, lever for master cylinder booster, dust boot, and adjustable rod with clevis and pin.

BBK006 1958-64 full size..... 107.99 set



## 1958-68 Booster Mounting Brackets

These are brackets for designed for the combination universal master cylinder/booster from The Right Stuff to mount the booster to the firewall. These brackets are available in OE gold steel, stainless steel, black and chrome.

Note: For use on gold color on GF902109, stainless steel on J85315171 and J85315672 universal master cylinder/booster combination.

**OE Gold Color**

BBK002	1958	full size	20.99 pr
BBK004G	1959-68	full size	20.99 pr

**Stainless Steel**

BBK002S	1958	full size	40.99 pr
BBK004S	1959-68	full size	32.99 pr

**Black**

BBK002B	1958	full size	15.99 pr
BBK004B	1959-68	full size	20.99 pr

**Chrome**

BBK002C	1958	full size	22.99 pr
BBK004C	1959-68	full size	24.99 pr

## 1958-68 Booster Mounting Brackets

These brackets are designed for aftermarket master cylinder/booster combinations, to mount the booster to the firewall of 1959-68 full size models. Will fit most aftermarket 7", 8", 9", or 11" boosters with the standard 3-3/8" square bolt pattern.

BBK004 1958-68 full size..... 20.99 pr



## Offset Power Brake Booster Bracket

This offset bracket moves the booster 2" to the left and 1-3/4" up for additional clearance. This provides the necessary clearance for tall valve covers. Includes hardware for mounting bracket to the booster and booster rod.

TF500365 1958-64..... 248.99 ea

## Universal Power Brake Booster Bracket

These brackets are designed for mounting aftermarket 4 bolt master cylinder/booster combinations to the firewall of almost any vehicle that has a flat area for mounting a booster. Universal fit for most aftermarket 7", 8", 9", or 11" boosters with the standard 3-3/8" square bolt pattern. Great way to mount a booster on your street rod, hot rod, or resto-mod truck. Popular choice for mounting booster on the firewall of practically any 1949-77 GM car or 1940-66 Chevrolet or GMC truck.

154829A	gold zinc-plated	20.99 ea
154829B	black	20.99 ea
154829C	silver zinc-plated	20.99 ea



## 1964-75 Power Brake Tube

Reproduction steel tube which installs between the intake manifold vacuum fitting and the power brake booster hose on 1964-75 Chevrolet Caprice and Impala small and big block engines.

Note: \*Use with K0167, K0122, and K0123 vacuum fitting.

K099091*	1964-70	small block	29.99 ea
K0125	1968-69	big block	48.99 ea
K0126	1970	big block	23.99 ea
K0307	1971-75	big block	30.99 ea



## 1967-72 Power Brake Hose Set

Reproduction thick walled rubber power brake hose. This hose fits between the intake manifold tube and the power brake booster and often deteriorates due to brake fluid spillage and engine compartment heat. Includes: 2 black pinch clamps, check valve, and grommet.

K0131 1967-72 BB 9-1/2" hose..... 19.99 set

# Brake Components




## Universal Brake Combination Valve

GM prop valve set for disc/drum or disc/disc setup. Sets include: proportioning valve mounting bracket and left side mount lines. For use with 9/16" and 1/2" ports master cylinders. Disc/drum includes: two 3/8"-24 ports for the front brakes and one 9/16"-18" port for the rear. Disc/disc includes: one 1/2" port for the front brakes and one 9/16"-18 port for the rear. Both include dash warning light connector.

**Front Disc, Rear Drum Brakes**  
 PV29200 universal brass..... 79.99 set  
 PV29200B universal black..... 79.99 set  
 PV29200C universal chrome..... 79.99 set


**Front Disc, Rear Disc Brakes**  
 PV49200 universal brass..... 79.99 set  
 PV49200B universal black..... 79.99 set  
 PV49200C universal chrome..... 79.99 set



## 1967-72 Brake Combination Valve Set for Drum to Disc Conversion

The brake combination valve provides proper front to rear brake force balance. This set includes fluid metering and distribution block and system failure light switch. Includes a custom bracket to mount to master cylinder, avoiding frame/header clearance problems. Also includes pre-bent master cylinder to combination valve lines.

391350 1967-72 drum/disc brakes... 114.99 set  
 391351 1967-72 disc/disc brakes... 114.99 set



## 1967-72 Brake Combination Valve

If you need a new disc brake metering valve or want the more updated look of a brake combination valve in your 1967-70 full size, or need a replacement for a 1971-72, these carefully machined reproduction brass combination valves are the perfect replacement solution. Will fit and function for all 1967-72 models with either factory disc/drum, disc/drum or disc/disc brake conversions. Available as a valve only or as a set including: valve, bracket, and hardware, and as a set including: valve, bracket, hardware, and lines.

**Combination Valve Sets**  
 PV71K 1967-72 w/disc/drum brakes 109.99 set  
 PV72K 1967-72 w/disc/disc brakes... 101.99 set

**Combination Valves Only**  
 PV71 1967-72 w/disc/drum brakes... 45.99 ea  
 PV72 1967-72 w/disc/disc brakes... 82.99 ea

**Mounting Bracket Only**  
 PVB71 1967-72 mounting bracket.... 14.99 ea

**Mounting Brackets with Correctly Bent Lines**  
 PV01 1967-74 LH mount..... 24.99 set  
 PV02 1967-74 RH mount..... 24.99 set



## Disc/Drum Brake Metering Valve

This universal brake proportioning valve kit is designed to replace a missing or damaged factory proportioning valve on models with disc front and drum rear brakes (dual reservoir M/C). Combination valve kit is a necessary item when installing a disc brake conversion kit in a classic car. Includes: proportioning valve, mounting bracket, adapter fittings, warning switch pigtail, instructions, and a special tool to help bleed the system.

2B091C universal..... 136.99 ea



- Rotary adjustment to regulate pressure
- Five 3/8" ports
- Two Front ports and One Rear port
- Two Ports feed master cylinder
- Five 3/8"-24 brake line fittings
- Brake light sensor wiring pigtail

## Universal Adjustable Combination Valve

Universal adjustable brake combination valve. Features a rotary adjustment to regulate brake pressure. Includes five stainless steel fittings for 3/8" brake line, brake light switch, wiring pigtail, and residual valves where applicable.

Note: \*With residual valves.

PB1109 valve only..... 70.99 ea  
 PB1110\* with drum/drum..... 95.99 ea  
 PB1112\* with disc/drum..... 95.99 ea  
 PB1113\* with disc/disc..... 85.99 ea



## 1958-77 Chrome Proportioning Valve

Chrome proportioning valve for disc/drum conversions or replacement of defective valve on disc/drum brakes.

TF500239 1958-77 chrome..... 130.99 ea



## Adjustable Proportioning Valve

The next generation adjustable proportioning valve from Wilwood combines the latest refinements in manufacturing processes and materials to deliver precise pressure metering and unyielding strength from its compact and lightweight, forged billet design. Precision proportioning from 100 to 1000 psi. At full release, valve is capable of up to 57% reduction in line pressure. The new, smaller body accommodates easy mounting in a variety of locations in conjunction with two .25" diameter holes on 1.00" centers. Along with standard 1/8" NPT inlet and outlet ports and two 1/8" NPT to 3/8-24 inverted flare brake line adapters included with each valve makes installation simple.

2608419..... 48.99 ea

## 1967-69 Disc Brake Metering Valve

Cosmetically correct reproduction valve for all 1967-69 models with disc brakes. The metering valve prevents the front brakes from locking up before the rear brakes have had a chance to activate. A bad metering valve can cause severe nose diving during braking and excessive front brake pad wear. Mounts remotely to the master cylinder, including original style mounting bracket.

F68691 1967-69 with disc brakes.... 52.99 ea

# Brake Components



## Adjustable Proportioning Valve

The PROP-BLOCK is a precision-machined combination distribution block and adjustable proportioning valve in one. The valve connects to the master cylinder and distributes brake fluid to all four wheels, while the adjustable proportioning valve regulates rear brake pressure, maintaining correct bias between front and rear brakes. A built-in switch activates brake lights when brake pedal is depressed.

**Important:** This is not a direct factory replacement for original blocks and some line modifications may be necessary.

APVDB black anodized finish..... 94.99 ea  
APVDBC chrome finish..... 104.99 ea



## Universal Proportion Valve Block

Universal proportion valve and distribution block all in one. Features a rotary adjustment to regulate rear brake pressure and help maintain correct brake bias between front and rear. Distribution block connects to master cylinder and distributes brake fluid to all four wheels. Includes five stainless steel fittings for 3/16" brake line, brake light switch, and wiring pilot.

PB1107 without lines and bracket ..... 70.99 ea  
PB1108 w/pre-bent lines and bracket 116.99 ea



## Residual Pressure Valve

A 2 pound valve is used in disc brake systems where the master cylinder is mounted below the horizontal plane of the calipers and fluid drain back occurs from gravity and vibration, thereby causing excessive caliper piston retraction and a longer brake pedal stroke. A 10 pound valve is used with drum brake vehicles to compensate for return spring tension in the drums. Fittings are included.

**2 Pound Valve - Blue**  
26013783 with fittings..... 22.99 ea  
**10 Pound Valve - Red**  
26013784 with fittings..... 22.99 ea



## Universal Residual Pressure Valve

Residual pressure valves retain a minimum brake line pressure to help eliminate excessive pedal travel in both disc and drum brake systems. The 2 pound valve is used in disc brake applications where the master cylinder is mounted below the horizontal plane of the calipers. With drum brakes, a 10 pound valve is used to compensate for return spring tension and maintain wheel cylinder sealing in the drums. Residual Pressure Valves are made from billet aluminum and color coded for easy identification. Valves with fittings are supplied with two 1/8-27 NPT to 3/4-24 inverted flare female fittings that will fit most domestic 3/16th hard brake line.

**2 Pound Valve - Blue**  
PV2924BL with fittings ..... 10.99 ea  
**10 Pound Valve - Red**  
PV2924RD with fittings ..... 10.99 ea



## Universal Brake Proportioning Valve Bottom Mount Bracket

Universal fit proportioning valve/combination valve mounting brackets mount the combination valves either to the frame or directly under the master cylinder, providing access to lines and fittings. Each stamped steel bracket is chrome-plated or zinc-plated for superior corrosion resistance.

153652A zinc ..... 11.99 ea  
153652B chrome ..... 16.99 ea



## Universal Brake Proportioning Valve LH Mount Bracket Set

Universal fit bracket to mount the proportioning valve on the LH side of the master cylinder towards the driver side fender. Will fit most aftermarket 7-11 boosters with a GM style master cylinder. Mounting hardware is provided.

153653A zinc-plated..... 11.99 set  
153653B chrome-plated..... 14.99 set



## Proportioning Valve Bleed Tool

Proportioning valve bleed tool for all non-adjustable GM style proportioning or combination valves. Designed to replace the warning light switch during the brake bleeding process to lock the low pressure shut valve and allow fast and easy brake system bleeding. P19842 all GM style valves..... 9.99 ea



## Bleeder Screw Dust Caps

These dust caps are installed in seconds on your brake bleeder screws to keep road debris and the elements from plugging the orifice.

KW561 ..... 4.99 pr



## 1962-96 Brake Bleeder Valve

Bleeder valves should be replaced whenever rebuilding your brakes. After years of use the valve can become stripped, broken, or clogged.

12489575 1962-79 5/16"-24 ..... 4.99 ea  
K0103 1965 disc brakes..... 16.99 set  
K0104 1967 drum brakes..... 7.99 set  
D91161 1979-96 all..... 7.99 ea



## 1967-72 Brake Bleeder Screw Set

Reproduction brake bleeder screw set for 1967-72 full size models with front disc brakes. This high quality bleeder screw set features the correct size original style bleeders with the correct finish. Includes 2 for the master cylinder, 2 for the front calipers and 2 for the rear wheel cylinders.

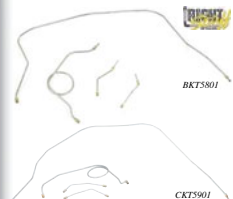
G6579K 1967-72 6 piece..... 12.99 set



Now you can bleed your hydraulic braking system quickly and easily by yourself. Speed Bleeders simply replace your original bleeder screws at each wheel cylinder or caliper. The patented, spring loaded check valve in each speed bleeder lets you open the bleeder once, and leave it open until you've finished bleeding that wheel. Sold in pairs.

**Front**  
2208D disc 1/4"-28 ..... 18.99 pr  
2208E disc 3/8"-20 ..... 18.99 pr  
2208F disc 10mm-1.0 ..... 18.99 pr  
2208G disc 3/8"-3.4 ..... 18.99 pr  
2208H disc 10mm-1.0 ..... 18.99 pr  
**Rear**  
2208D drum 1/4"-28 ..... 18.99 pr  
2208E drum 3/8"-20 ..... 18.99 pr  
2208F disc 10mm-1.0 ..... 18.99 pr  
2208H disc 10mm-1.0 ..... 18.99 pr

# Brake Line Sets



## Front Brake Line Set

This reproduction front brake lines are made from OEM material for a stock look or Stainless Steel which offers a longer life span and custom look. They include all the necessary components from the distribution block/proportioning valve forward. All lines have the correct color coded fittings, have been pre-fitted for easy installation, are machine double flared for a safe, no leak fit. Reproduced with the discriminating restorer in mind.

**Important:** Photos for illustration purposes only, set contents may vary.

**Emissions Note:** \* Non-CARB compliant (not legal for emission controlled vehicles).

### Original Material

Standard Brakes	Year	Quantity	Price
BKT5801	1958	4 piece	62.99 set
BKT5901	1959-61	4 piece	62.99 set
CKT5901	1960	4 piece - El Camino	62.99 set
BKT6201	1962-64	4 piece	62.99 set
BKT6501	1965	3 piece	62.99 set
BKT6601	1966	3 piece	62.99 set
BKT6701	1967-68	4 piece	70.99 set
BKT6901	1969	4 piece	70.99 set

### Power Brakes

BKT5802	1958	4 piece	62.99 set
BKT5902	1959-61	4 piece	62.99 set
CKT5902	1960	4 piece - El Camino	62.99 set
BKT6202	1962-64	4 piece	62.99 set
BKT6502	1965	3 piece	62.99 set
BKT6602	1966	3 piece	62.99 set
BKT6702	1967-68	4 piece	70.99 set

### Power Disk

BKT6703	1967-68	5 piece	70.99 set
BKT6903	1969	5 piece	70.99 set
BKT7003	1970	5 piece	70.99 set

### Power Drum

BKT6902	1969	4 piece	70.99 set
---------	------	---------	-----------

### Stainless Steel

Standard Brakes	Year	Quantity	Price
BKT5801S	1958	4 piece	83.99 set
BKT5901S	1959-61	4 piece	83.99 set
CKT5901S	1960	4 piece - El Camino	83.99 set
BKT6201S	1962-64	4 piece	83.99 set
BKT6501S	1965	3 piece	77.99 set
BKT6601S	1966	3 piece	77.99 set
BKT6701S	1967-68	4 piece	101.99 set
BKT6901S	1969	4 piece	101.99 set

### Power Brakes

BKT5802S	1958	4 piece	83.99 set
BKT5902S	1959-61	4 piece	83.99 set
CKT5902S	1960	4 piece - El Camino	83.99 set
BKT6202S	1962-64	4 piece	83.99 set
BKT6502S	1965	3 piece	77.99 set
BKT6602S	1966	3 piece	77.99 set

### Power Disk

BKT6703S	1967-68	5 piece	101.99 set
BKT6903S	1969	5 piece	101.99 set
BKT7003S	1970	5 piece	101.99 set

### Power Drum

BKT6902S	1969	4 piece	101.99 set
BKT6702S	1967-68	4 piece	101.99 set



## Front to Rear Brake Line

This reproduction front to rear brake lines are made from OEM material for a stock look or Stainless Steel which offers a longer life span and custom look. All lines have the correct color coded fittings, have been pre-fitted for easy installation and is machine double flared for a safe, no leak fit. Reproduced with the discriminating restorer in mind.

**Note:** Shipped double oversize.

### Original Material

BIN5801	1958	all	42.99 ea
BIN5901	1959-64	all	42.99 ea
CIN606EC	1960	El Camino	63.99 ea
BIN6501	1965	all	51.99 ea
BIN6601	1966	all	51.99 ea
BIN6701	1967-68	all	51.99 ea
BIN6901	1969	all	51.99 ea
BIN7001	1970	all	51.99 ea
BIN7101	1971	all	51.99 ea
BIN7501	1975	all	51.99 ea
BIN9501	1995-96	Impala SS	63.99 ea

### Stainless Steel

BIN5801S	1958	all	63.99 ea
BIN5901S	1959-64	all	63.99 ea
CIN606CS	1960	El Camino	89.99 ea
BIN6501S	1965	all	77.99 ea
BIN6601S	1966	all	77.99 ea
BIN6701S	1967-68	all	77.99 ea
BIN6901S	1969	all	77.99 ea
BIN7001S	1970	all	77.99 ea
BIN7101S	1971	all	77.99 ea
BIN7501S	1975	all	77.99 ea
BIN9501S	1995-96	Impala SS	89.99 ea



## Rear Axle Brake Lines

This reproduction rear axle brake lines are made from OEM material for a stock look or Stainless Steel which offers a longer life span and custom look. All lines have the correct color coded fittings, have been pre-fitted for easy installation and is machine double flared for a safe, no leak fit. Reproduced with the discriminating restorer in mind.

### Original Material

BRA5801	1958	all	31.99 pr
BRA5901	1959-64	all	31.99 pr
BRA6501	1965-69	w/std rear	31.99 pr
BRA6701	1967-70	w/std rear	31.99 pr
BRA7101	1971-73	w/std rear	31.99 pr
BRA7501	1975	w/std rear	31.99 pr
BRA8401	1984	Impala	31.99 pr
BRA8901	1989	Caprice	31.99 pr
BRA9501	1995-96	w/std rear	31.99 pr

### Stainless Steel

BRA5801S	1958	all	44.99 pr
BRA5901S	1959-64	all	44.99 pr
BRA6501S	1965-69	w/std rear	44.99 pr
BRA6701S	1967-70	w/std rear	44.99 pr
BRA7101S	1971-73	w/std rear	44.99 pr
BRA7501S	1975	w/std rear	44.99 pr
BRA8401S	1984	Impala	44.99 pr
BRA8901S	1989	Caprice	44.99 pr
BRA9501S	1995-96	w/std rear	44.99 pr



## Stainless Steel Braided Flexlines

Wilwood's stainless steel braided flexline sets are manufactured to high-quality standards and are available in various styles. These premium grade flexline sets have been designed for application specific sets. They are available as an optional item when ordering your disc brake sets and include all the required fittings. Wilwood highly recommends using these high-quality flexlines as replacement for the OE rubber hoses.

### Application Specific Flexline Set

2207056	1964-72 - front	69.99 set
22010509	1979-90 - front	69.99 set

### Universal Flexline Sets

16" Flexline Set	with 3/8"-24 chassis fitting	69.99 set
2207699	with 3/8"-24 chassis w/M10 Banjo	80.99 set

18" Flexline Set	with 3/8"-24 chassis fitting	69.99 set
2206471	with 7/16"-24 chassis fitting	80.99 set

### Flexline Sets for D52 Calipers

14" Flexline Set	with 3/8"-24 chassis fitting	80.99 set
------------------	------------------------------	-----------

16" Flexline Set	with 3/8"-24 chassis fitting	69.99 set
22011372	with 7/16"-24 chassis fitting	80.99 set

18" Flexline Set	with 3/8"-24 chassis fitting	69.99 set
2206471	with 7/16"-24 chassis fitting	80.99 set
22011373	3/8"-24 to 7/16" Banjo	80.99 set

20" Flexline Set	with 3/8"-24 chassis fitting	69.99 set
22011718	3/8"-24 to 7/16" Banjo	86.99 set

22" Flexline Set	with 3/8"-24 to 7/16" Banjo	80.99 set
22011719	3/8"-24 to 7/16" Banjo	80.99 set

2206956		
2206412		
2206457		

22013125		
22013124		

2206956		
2206412		
2206457		

22013125		
22013124		

2206956		
2206412		
2206457		

22013125		
22013124		

2206956		
2206412		
2206457		

22013125		
22013124		

2206956		
2206412		
2206457		

22013125		
22013124		

## Brake Line Fitting

Wilwood's brake line fittings are manufactured to high-quality standards and are available in various sizes and configurations.

### Caliper Fitting

-3 Male to 1/8"-27 NPT Male		
2206956	straight	10.99 ea
2206412	45 degree	10.99 ea
22013125	90 degree	9.99 ea

### Frame Fitting

-24 Inverted Flare to -3 Male		
22013124	3/8"	9.99 ea
2206457	7/16"	10.99 ea

-1.0 Inverted Flare to -3 Male		
2206413	10mm	10.99 ea
2206890	10mm	15.99 ea

### Adapter

-24 Female IF to 1/8"-27 NPT Male		
2200628	3/8" - 4 piece	10.99 set



# Brake Line Components

New!

Inline tube



CIB202



CIB204



CIB205



CIB206



CIB207



CIB216

## 1958-89 Brake Line Clip Set



Reproduction brake line clip sets for 1958-89 GM full size models. This clip set includes all clips necessary to secure the brake lines to the chassis of the vehicle. These clips are manufactured to factory specifications featuring the correct thickness metal, contour, and plating. Each clip set will install 1 set of brake lines.

### Stock Applications

CIB202	1958-66	8 piece	22.99 set
CIB204	1967-68	14 piece	27.99 set
CIB205	1969-70	28 piece	38.99 set
CIB206	1971-76	27 piece	44.99 set
CIB207	1977-89	25 piece	32.99 set

### Disc Brake Conversion

CIB216	1958-64	16 piece	17.99 set
CIB217	1965-70	16 piece	17.99 set

New!



## 1958-88 Front Brake Line Clips



Reproduction brake line clips for 1958-68 Chevrolet full size models. Each clip secures the brake line to the brackets on the frame. Also secures brass brake distribution block on the rear housing.

BH400110 1958-68 4 piece..... 4.99 set

New!

AUTORIZED



## 1958-90 Brake/Fuel Line Clip



Double line push-in service replacement style brake and fuel line retaining clip for 1958-90 Chevrolet full size models. Manufactured from spring steel to factory specifications. Tube diameter: 1/4"-3/8" hole diameter required is 9/32". Finished in bright silver zinc.

1380949 1958-90 push-in style..... 3.49 ea

AUTORIZED

## 1967-72 Brake Line Clip

Reproduction under body brake and fuel line clip for 1967-72 GM models. This clip secures the brake and fuel line to the under body to keep the brake and fuel lines out of harm's way. This is a 3/16" single line R-profile style clip. Sold individually. Finished silver zinc for rust resistance.

1253541 1967-72 OE - 3/16"..... 2.99 ea

## Universal Brake Line Clip

Service replacement style clip designed to connect hydraulic brake tube. Differs slightly in appearance than an original factory clip, but will fit and function correctly in many applications. Replaces OE #s 343464, 11609780, 11609821.

BC110 universal..... 1.99 ea

New!



K0094

## Brake and Fuel Line Clip



Correct clip for attaching brake and fuel lines to the frame on various GM models. These clips are made of galvanized steel and are designed to accept one 3/8" and one 1/4" steel fuel line or one steel brake line. Bolt hole is 3/8", bolt not included. Sold as a set of 7 or as each.

K0094 set of 7..... 17.99 set  
K22163 individual..... 2.99 ea

New!



A9700131



A9700134

## Braided Line Clamp Set



Note: Head line fastening system for braided lines. This system will keep your braided lines secure and look great while doing it! Once fastened down with the included hardware, your lines will snap in and out of these clamps for a clean and simple installation. Clamps are made from high strength copolymer acetal plastic and are heat resistant to 180 degrees. Made in USA.

A9700131	AN-3 or 1/4" line	16.99 ea
A9700132	AN-4 or 7/16" line	17.99 ea
A9700133	AN-6 or 9/16" line	21.99 ea
A9700134	AN-8 or 5/8" line	26.99 ea

New!



A9700112

USA

## Notched Metal Line Clamps



This new line fastening system will keep your metal lines secure and look great while doing it! Once fastened down with the included hardware, your lines will snap in and out of these clamps for a clean and simple installation. Available in 6 piece sets or in a 56 piece shop assortment. Clamps are made from high strength copolymer acetal plastic and are heat resistant to 180 degrees F.

Note: \*Includes: eighteen 3/16" clamps, ten 1/4" clamps, eighteen 3/8" clamps, ten 1/2" clamps, and the hardware.

A9700111	6 piece	3/16"	16.99 set
A9700112	6 piece	1/4"	17.99 set
A9700113	6 piece	3/8"	19.99 set
A9700114	6 piece	1/2"	23.99 set
A9700115*	56 piece	combo.	188.99 set



BSA13


## 1958-96 Armor Spring Brake Line Shield



Correct shielding used on original brake lines for OEM restorers who want exact originality. Includes enough footage to allow you to replace or install shields on your original or replacement brake lines.

BSA14	1958-73	1/4"	8 feet	22.99 ea
BSA16	1958-95	5/16"	8 feet	27.99 ea
BSA13	1958-96	3/16"	8 feet	22.99 ea
BSA18	1958-96	3/8"	8 feet	30.99 ea

# Brake Hose Sets



## 1958-90 Hydraulic Brake Flex Hose

These high-quality replacement brake hoses are just what is needed to complete your brake system. These hoses are extra durable and produced using DOT approved brake fluid resistant ribbed hose.

### Gold Cadmium Finish

These hoses are produced with the original style fittings and are plated in the correct gold cadmium finish. Also includes the correct flex hose clip attached directly to the hose.

Front			
FH45	1958-66	drum	14.99 ea
FH03	1967-70	disc - 15-1/2"	14.99 ea
FH14	1967-70	drum	14.99 ea
FH46	1967-70	disc	22.99 ea
G5694	1977-78	disc	14.99 ea
Rear			
FH47	1958-62	all	33.99 ea
FH33	1963	w/14-1/2" rear hose	14.99 ea
FH45	1963	w/15-5/8" rear hose	14.99 ea
FH33	1964	all	14.99 ea
FH49	1965	16-3/8" length	18.99 ea
FH36	1966	all	23.99 ea
FH50	1967-68	all	19.99 ea
FH51	1969-70	12-3/4" length	33.99 ea
G5693	1974-90	drum	14.99 ea

### Stainless Steel Finish

All hoses are made to meet or exceed SAEJ1401 and FMVSS 106 standards.

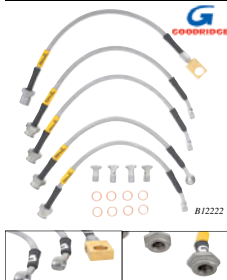
Front			
BH32070	1958-66	drum	9.99 ea
BH36555	1967-70	drum	9.99 ea
BH36617	1967-70	disc	36.99 ea
BH36646	1971-73	disc	13.99 ea
BH36773	1974-76	disc	10.99 ea
Rear			
BH26913	1958-63	w/15-5/8" rear hose	24.99 ea
BH35017	1963-64	w/14-1/4" rear hose	9.99 ea
BH36528	1965	all	31.99 ea
BH36565	1966	all	13.99 ea
BH36543	1967-68	all	9.99 ea
BH36588	1969-70	all	13.99 ea
BH36692	1971-72	drum	31.99 ea
BH36765	1971-76	all	12.99 ea
BH36767	1974-90	all	9.99 ea



## 1958-70 Hydraulic Brake Flex Hose

Get the best in appearance and extreme performance with braided stainless hoses. Our hoses feature a single crimp/swage fitting on each end with a black nylon jacket for a clean, professional look. Unlike many of the braided stainless hose kits out there, these braided stainless hoses are bolt-on replacements with no need for ugly screw-on adapters or fittings. A clear coating on the hose itself allows for easy cleaning. Full DOT approval is assurance that these hoses are safe for use on any public roadway. Banjo bolts and copper washers are included when needed.

FH45S	1958-66	front drum	54.99 ea
FH47S	1958-62	rear	43.99 ea
FH33S	1963	rr w/14-1/2" rr hose	38.99 ea
FH45S	1963	rr w/15-5/8" rr hose	54.99 ea
FH33S	1964	rear	38.99 ea
FH49S	1965	rear	52.99 ea
FH36S	1966	rear	41.99 ea
FH14S	1967-70	front drum	33.99 ea
FH03S	1967-70	front disc	35.99 ea
FH50S	1967-68	rear	52.99 ea
FH51S	1969-70	rear	41.99 ea



B12222 - end details

## 1991-96 Steel Brake Hose Set

Increased stopping power, better pedal feel, and improved safety are some of the qualities you can expect with stainless steel brake lines. Eliminate "mushy brake" feel caused by rubber lines that swell under pedal pressure. These quality brake lines are subjected to a 9 step quality assurance testing process including pressure testing each line up to 3000 psi. All lines are DOT certified and T.U.N. (Germany) approved. The Caprice set includes 3 hoses, and the Impala SS set includes 5 hoses.

B12221	1991-96	Caprice w/rear drum	124.99 set
B12222	1994-96	Impala SS	186.99 set



## 1959-64 Disc Flex Brake Hoses

These high-quality replacement rubber brake flex hoses are just what you need to complete your brake system rebuild. Includes C-clips. Sold in pairs, fits LH or RH side. Hoses have a 10mm banjo bolt hole and a female 3/8"-24 threaded end.

FH309	1959-64	front	51.99 pr
-------	---------	-------	----------



## 1958-68 Rear Brake Hose Tee Fitting

Replacement brake hose fitting. This brass tee fitting can be used on all 1958-68 rear brake hoses with a 7/16"-20 thread size. The tee fitting is often thrown away with the rear brake hose. This fitting is designed to solve several hours of headache and problems trying to remove the old fitting from the hose without damaging it.

BF02	1958-68		12.99 ea
------	---------	--	----------



## 1969-86 Brake Line Hose Bolts

Specialty drilled bolt that secures the brake line to the caliper.

393706	1969-77	7/16"-20	14.99 set
393705	1978-86	10mm	13.99 set



## 1978-83 Brake Hose Banjo Bolt Set

Reproduction single piston caliper brake hose banjo bolt and copper washer set. Features the factory correct 5/8" bolt head. Includes 2 bolts and 4 crush washers.

1253565	1978-83	10mm-1.5	9.99 set
---------	---------	----------	----------



## 1969-77 Brake Hose Copper Washer Seal

Reproduction brake hose copper washer seal. Sold individually, use as required.

B11283	1969-77	45° i.d. x .03 thick	99 ea
--------	---------	----------------------	-------

# Parking Brake Parts

New!



A9507801



A9507807



A9507808



## 1958-93 Push Button Parking Brake

The E-Stop is the perfect E-brake for stock or custom vehicles. It not only frees up room on the chassis and in the cab but doubles as an anti-theft device when the button is hidden. It works with any kind of brake system that can accept an E-brake cable. Includes the actuator, the control box with switch and wire connectors. It replaces hand, pedal, or lever brake and mounts conveniently under the vehicle's carriage. The E-Stop attaches directly to your current E-brake cable and has a micro-computer that regulates the proper amount of pressure to your braking system - it will only pull up to 600 lbs before its locked down. For safety, the brake is inoperable while the ignition is on. Made in USA.

**Important:** If your brake cables are old, we recommend purchasing Lokar's universal rear parking brake cables. You have a choice of a black housing BC80B or a stainless steel housing BC80. It will make the installation easier and cleaner.

A9507801	standard set .....	519.99	set
A9507807	replacement controller .....	159.99	ea
A9507808	replacement actuator .....	449.99	ea

New!



BAF202

BAF201

## 1977-96 Parking Brake Drum Lever

Reproduction parking brake lever for 1977-96 Chevrolet full size models with 9-1/2" rear drum brakes. This is the lever that gets pulled by the parking brake cable and holds the shoes to the drum.

BAF201	1977-96	LH .....	14.99	ea
BAF202	1977-96	RH .....	14.99	ea

New!



## 1977-80 Park Brake Lever Bar and Spring

Reproduction parking brake lever bar, and spring set for 1977-80 Impala and Caprice models with 9-1/2" brakes. Manufactured to factory specifications out of stamped steel, and heat treated for added strength. Includes park brake lever, horizontal guide, and spring.

153586	1977-80	LH .....	34.99	set
153587	1977-80	RH .....	34.99	set

New!



## 1958-64 Parking Brake Spreader Bar

Reproduction parking brake spreader bar for 1958-64 models. Mounts inside the brake drum. 2 required per vehicle.

BRS001	1958-64 .....	9.99	ea
--------	---------------	------	----



## 1965-88 Park Brake Guide Bar Springs

Reproduction park brake guide bar springs for full size models. These are the green springs for the park brake guide bar.

A9500101	1965-88 .....	11.99	pr
----------	---------------	-------	----



## 1958-64 Park Brake Adjusting Rod

Reproduction park brake adjusting rod for all 1958-64 full size models. Prevent your vehicle from rolling away when parked by ensuring the function of your parking brake. Designed to exact specifications, this reproduction rod attaches between the rear park brake idler lever and the equalizer for park brake adjustment. Includes: nuts, lock washer, and cotter pin.

92062	1958-64 .....	29.99	set
-------	---------------	-------	-----



## 1982-96 Parking Brake Switch

Located in the parking brake release handle of 1982-96 full size models, this reproduction parking brake switch is needed to alert the driver whenever the parking brake is applied on the vehicle.

SW2090	1982-96 .....	4.99	ea
--------	---------------	------	----

New!



## 1958 Parking Brake Handle

Reproduction parking brake release handle for 1958 Chevrolet full size models. Features correct contours and lettering to restore and improve the appearance of your interior.

A5869	1958	handle .....	27.99	ea
-------	------	--------------	-------	----



C1006



3893178

3893179

## 1961-69 Parking Brake Release Handle

Reproduction parking brake release handles for 1961-69 full size models. The OER® reproduction is manufactured to OEM specifications and features the correct lettering for an exact replacement. Choose between the OER® reproduction, the GM service replacement part, or the chrome reproduction handle. All handles will install on your original shaft and feature the words "BRAKE RELEASE" as pictured.

C1006	1961-67	black repro .....	7.99	ea
3893178	1968-69	chrome repro .....	11.99	ea
3893179	1968-69	black OER® .....	8.99	ea



## 1970-76 Park Brake Release Rod Grommet

OER® reproduction park brake release rod grommet for 1970-76 full size models. Manufactured in injection molded ABS replicating the original in fit and functionality. A necessary component when repairing or replacing the park brake assembly. One required per vehicle.

3945592	1970-76 .....	5.69	ea
---------	---------------	------	----

# Impala Parking Brake Cables & Cable Sets

Parking brake cables and components for 1958-79 Impala models. These parking brake components are available individually or as a set

in your choice of original material or stainless steel. All our sets will include installation hardware for that specific set.



## 1958-64 Impala, Bel Air, Biscayne Models

### Intermediate Cables

91984	1958-64	OE material	21.99 ea
1253467	1958-64	stainless steel	24.99 ea

### Rear Cables

92041	1958-64	OE material	19.99 ea
92060	1958-64	OE material	74.99 pr
1253468	1958-64	stainless steel	49.99 ea



## 1958-66 Impala, Bel Air, Biscayne, Caprice Models

### Parking Brake Cable Sets

1253475	1965-66	OE material	119.99 set
1253476	1965-66	stainless steel	179.99 set

### Front Cables

1253470	1965-66	OE material	44.99 ea
1253471	1965-66	stainless steel	54.99 ea

### Intermediate Cables

92308	1965-66	OE material with Powerglide	21.99 ea
1253472	1965-66	stainless steel with Powerglide	19.99 ea

### Rear Cables

92267	1965	OE material	23.99 ea
1253473	1965	stainless steel	49.99 ea
92267	1966	OE material	23.99 ea
1253474	1966	stainless steel	49.99 ea



## 1967-70 Impala, Bel Air, Biscayne, Caprice Models

Note: \*For models with TH400 only.

### Parking Brake Cable Sets

1253483	1967-70	OE material	119.99 set
1253485*	1967-70	OE material	119.99 set
1253484*	1967-70	stainless steel	179.99 set
1253486*	1967-70	stainless steel	179.99 set

### Front Cables

92325	1967-70	OE material	26.99 ea
92444*	1967-70	OE material	26.99 ea
1253477	1967-70	stainless steel	54.99 ea
1253478*	1967-70	stainless steel	54.99 ea

### Intermediate Cables

1253479	1967-70	OE material	14.99 ea
92410*	1967-70	OE material	16.99 ea
1253480	1967-70	stainless steel	19.99 ea
1253481*	1967-70	stainless steel	24.99 ea

### Rear Cables

92267	1967-70	OE material	23.99 ea
1253482	1967-70	stainless steel	49.99 ea



## 1971-76 Impala, Bel Air, Biscayne, Caprice Models

### Parking Brake Cable Sets

1253493	1971-76	OE material	139.99 set
1253494	1971-76	stainless steel	189.99 set

### Front Cables

1253487	1971-76	OE material	49.99 ea
1253488	1971-76	stainless steel	59.99 ea

### Intermediate Cables

1253489	1971-76	OE material	14.99 ea
1253490	1971-76	stainless steel	19.99 ea

### Rear Cables

1253491	1971-76	OE material	44.99 ea
1253492	1971-76	stainless steel	54.99 ea



## 1977-79 Impala and Caprice Models

### Rear Cables

1253495	1977-79	OE material	LH	54.99 ea
1253497	1977-79	OE material	RH	64.99 ea
1253496	1977-79	stainless steel	LH	64.99 ea
1253498	1977-79	stainless steel	RH	74.99 ea




## Parking Brake Cable


Complete the installation of your Wilwood parking brake set! These cable sets are compatible with all Wilwood internal drum parking brake sets, including the Dynalite and Superlite sets. This cable connects Wilwood's parking brake mechanism to your vehicle's OE equalizer assembly. The cables are simple to install and adjust. The black cable housing finish disappears under the vehicle for a clean looking undercarriage.

3309371 parking brake cable set with clevises ..... 159.99 set

# Parking Brake Cable Parts



EC8001




EC8001B

## Under Dash Parking Brake Cable

Lokar connector cables are designed to mount directly to the under dash, foot operated brake and connect with Lokar universal rear brake cables. These cut-to-fit 6' long cables are available with either a black or stainless steel housing.

EC8001	stainless steel housing	.....	205.99 ea
EC8001B	black housing	.....	139.99 ea



EC80



EC80B

## Universal Rear Parking Brake Cable

Lokar universal rear brake cables are designed to work with the Lokar under dash foot operated brake cables. The outer housing is designed with a specially extruded liner for extended life of the cable, and the stainless cable resists moisture. Features adjustable cable lock and clevis and come complete with two 8' cut-to-fit housings, cables, cable bracket, and spacers. Available with either a black or stainless steel housing.

EC80	stainless steel housing	.....	333.99 ea
EC80B	black housing	.....	232.99 ea



## Parking Brake Cable Set

Universal emergency brake cable kit. With a 108" total length, you can cut-to-fit any application with ease. This hassle-free kit is designed for use with either pull handle or foot brake and includes all necessary hardware for a simple installation.

UNIVEC	black housing	.....	100.99 set
--------	---------------	-------	------------

New!

CPP

## Parking Brake Cable Set

CPP emergency brake cables are rear cables made to connect the original front cables to your rear callipers. These cables are made specifically for each application to ensure an easy installation and fit. Can be used for disc or drum brake applications. Removable end allows cable to be cut to length.

EBC90356	black housing	.....	59.99 set
----------	---------------	-------	-----------



## Park Brake Cable Adjustment Nuts

Park brake cable adjustment nuts for the right rear cable.

A9500106	1960-78	.....	1.99 pr
----------	---------	-------	---------



## 1958 Park Brake Cable Boot

Replacement rubber boot for the emergency brake cable for 1958 models. This rubber boot is manufactured with EPDM rubber replicating the original in configuration and functionality.

472597	1958	.....	2.99 ea
--------	------	-------	---------



1253469

3875092

537485



6256437

1253500

## 1958-76 Parking Brake Cable Hardware

Parking brake cable hardware for 1958-76 Chevrolet full size models. Listed below are the various equalizers, connectors, hooks, clips, cable guides, and more that are necessary to maintain your parking brake in good working order.

### Cable Clips

1253469	1958-64	U-shape clip	.....	2.99 ea
3875092	1965-66	OER® - 3 required	.....	2.69 ea
3875092	1967-70	OER® - 3 required	.....	2.69 ea
3875092	1971-76	OER® - 3 required	.....	2.69 ea

### Intermediate to Rear Connectors

537485	1958-64	OER®	.....	4.49 ea
537485	1965-66	OER®	.....	4.49 ea
537485	1967-70	OER®	.....	4.49 ea
537485	1971-76	OER®	.....	4.49 ea

### Equalizers

6256437	1965-66	OER®	.....	9.99 ea
6256437	1967-70	OER®	.....	9.99 ea
6256437	1971-76	OER®	.....	9.99 ea

### Parking Brake Hooks

1253500	1965-66	Powerglide, MT	.....	8.99 ea
1253501	1967-70	TH350, TH400, MT	.....	11.99 ea



## 1971-90 Park Brake Cable Retainer

Reproduction park brake cable retainer for 1971-90 Impala and Caprice models. Manufactured in die-stamped steel with clear zinc-plating for corrosion resistance. Retainer attaches over the brake cable spring and holds the cable in place. 1 required per vehicle.

1385078	1971-90	all	.....	2.99 ea
---------	---------	-----	-------	---------

New!



## 1958-64 Brake Cable Clips

Parking brake cable clips for 1958-64 Impala models. Replace your missing or rusted brake cable clips with these fine reproductions. Attaches parking brake cable. 1 pair required per vehicle.

BH400113	1958-64	Impala	.....	5.99 pr
----------	---------	--------	-------	---------

New!



L6057P

## 1958-64 Park Brake Pulley & Bracket Set

Reproduction parking brake firewail pulley and bracket set for 1958-64 Chevrolet full size models. Manufactured to factory specifications. The brackets bolt to the firewail/floor pan and guide the cable to the idler assembly. Complete with new rollers.

Note: \*The original lower bracket was welded to the frame. The lower bracket in this set can be either welded or bolted to the frame.

L6057P	1958	all	.....	139.99 set
L6058P	1959-60	all	.....	139.99 set
L6066P*	1961-64	all	.....	139.99 set



Pile

Y44220

## Emergency Brake Cable Release Pliers

These pliers can be used on many domestic vehicles with an emergency brake cables at the rear wheels. Works on drum brake and disc applications, quick and easily pushes the emergency brake cable out the spring/connector for service or replacement.

Y44210	.....	.....	.....	17.99 ea
Y44220	.....	.....	.....	21.99 ea

STEERING, SUSPENSION, REAR END & BRAKES

# Brake Components



## 1967-96 Replacement Disc Brake Rotor

Premium grade replacement brake rotors feature machined non-friction surfaces for better balancing, creating a cleaner, more finished looking rotor that dissipates heat effectively to provide better stopping power, especially in repeated stopping situations. Each rotor features a double disc ground finish to virtually eliminate run out thickness variations, producing a non-directional finish for better pad and rotor break-in. The 1967-70 rotors were originally a 2 piece design, now replaced with a one piece design.

Note: \*Replaces factory 2 piece rotor design.

### Front Rotors

#### For 4 Piston Calipers

E286*	1967-68	5 x 4-3/4"	214.99 ea
CB2082A	1971-76	5 x 5"	68.99 ea
CB2088A	1977	5 x 5"	88.99 ea
CB2089A	1978-90	5 x 5"	74.99 ea

#### 11-1/64" Diameter

CB2099A	1977-78	5 x 4-3/4"	57.99 ea
CB2091A	1979-90	5 x 4-3/4"	57.99 ea


#### 11-55/64" Diameter with ABS Ring

CB2101A	1991-96	5 x 5"	111.99 ea
---------	---------	--------	-----------

### Rear Rotors

#### 11-39/64" Diameter

CB2121A	1994-96	5 x 5"	35.99 ea
---------	---------	--------	----------



## 1967-96 Sport Rotor - Drilled/Slotted

Performance wheels and tires are best complemented with these direct replacement drilled and slotted rotors. These rotors resist cracking under stress, prevent glazing of the pads, add bite, and improve wet and dry braking performance. Every rotor is produced from a high-quality casting and finished in a durable corrosion resistant coating.

### Front Rotors

11-7/8" Diameter			
CB2082DL	1971-76 LH	5 x 5"	193.99 ea
CB2082DR	1971-76 RH	5 x 5"	193.99 ea

#### With 11" Rear Drums

CB2088DL	1977 LH	5 x 5"	188.99 ea
CB2088DR	1977 RH	5 x 5"	188.99 ea

#### With 9-1/2" Rear Drums

CB2099DL	1977-78 LH	5 x 4-3/4"	175.99 ea
CB2099DR	1977-78 RH	5 x 4-3/4"	175.99 ea

#### 11-1/64" Diameter

CB2091DL	1979-90 LH	5 x 4-3/4"	176.99 ea
CB2091DR	1979-90 RH	5 x 4-3/4"	176.99 ea

#### 11-55/64" Diameter with ABS Ring

CB2101DL	1991-96 LH	5 x 5"	261.99 ea
CB2101DR	1991-96 RH	5 x 5"	261.99 ea

### Rear Rotors

#### 11-39/64" Diameter

CB2121DL	1994-96 LH	5 x 5"	141.99 ea
CB2121DR	1994-96 RH	5 x 5"	141.99 ea



## 1971-96 Sport Rotor - Slotted

Direct replacement rotors are 1 piece, slotted discs for your factory brake system. They offer improved cooling as well as a signature "short slot" design which wipes away the debris of used friction material that otherwise accumulates between the rotor and pad, keeping fresh pad material exposed to the rotor and reducing pad glazing. The edges sweeping the pad slightly increase the effective coefficient of friction, or "bite", amplifying brake system response. By providing an escape path for water, slotted rotors can also improve initial brake response under wet conditions.

### Front Rotors

#### 11-7/8" Diameter

CB2082BL	1971-76 LH	5 x 5"	180.99 ea
CB2082BR	1971-76 RH	5 x 5"	180.99 ea

#### With 9-1/2" Rear Drums

CB2099BL	1977-78 LH	5 x 4-3/4"	162.99 ea
CB2099BR	1977-78 RH	5 x 4-3/4"	162.99 ea

#### 11-1/64" Diameter

CB2091BL	1979-90 LH	5 x 4-3/4"	163.99 ea
CB2091BR	1979-90 RH	5 x 4-3/4"	163.99 ea

#### 11-55/64" Diameter with ABS Ring

CB2101BL	1991-96 LH	5 x 5"	249.99 ea
CB2101BR	1991-96 RH	5 x 5"	249.99 ea

### Rear Rotors

#### 11-39/64" Diameter

CB2121BL	1994-96 LH	5 x 5"	129.99 ea
CB2121BR	1994-96 RH	5 x 5"	129.99 ea



## 1971-96 Sport Rotor - Slotted Cryo

These rotors are given a cryogenic treatment. Deep cryogenic treatment is a one time process that permanently improves the performance and service life of metal components. The rotors are cooled to -300 degrees F, then gradually heated to +300 degrees F, before being slowly returned to room temperature. Although not apparent to the naked eye, the improvements to the rotor are significant. The cryogenic treatment process redistributes residual stress in the rotor giving it extra protection against thermal distortion, extending the wear life of the brake disc.

Note: Special order. Must be prepaid, non-returnable.

### Front Rotors

#### 11-7/8" Diameter

CB2082CL	1971-76 LH	5 x 5"	204.99 ea
CB2082CR	1971-76 RH	5 x 5"	204.99 ea

#### With 9-1/2" Rear Drums

CB2099CL	1977-78 LH	5 x 4-3/4"	187.99 ea
CB2099CR	1977-78 RH	5 x 4-3/4"	187.99 ea

#### 11-1/64" Diameter

CB2091CL	1979-90 LH	5 x 4-3/4"	188.99 ea
CB2091CR	1979-90 RH	5 x 4-3/4"	188.99 ea

#### 11-55/64" Diameter with ABS Ring

CB2101CL	1991-96 LH	5 x 5"	269.99 ea
CB2101CR	1991-96 RH	5 x 5"	269.99 ea

### Rear Rotors

#### 11-39/64" Diameter

CB2121CL	1994-96 LH	5 x 5"	155.99 ea
CB2121CR	1994-96 RH	5 x 5"	155.99 ea

## New! In-line tube



## 1965-72 Disc Brake Conversion Nut Set

This 18 piece hardware set includes the front rotor and spindle nuts, washers, pins necessary to hold the rotor or drum to the spindle, spindle to the upper/lower control arms and the spindle to the end link. For use with disc or drum brakes.

1253510 1965-72 18 piece..... 24.99 set

## New! In-line tube



## 1964-72 Spindle Nut and Washer Set

This hardware set includes the front nuts, washers and pins needed to hold the rotor to the spindle for disc brakes and hub for drum brakes.

1253509 1964-72 6 piece..... 12.99 set



## Brake Caliper/Brake Drum Paint System

Available in 11 colors, this system is the most complete brake caliper paint set available with brush-on application, high gloss finish, and the heat resistance of up to 950 degrees F! Includes: two component paint system, caliper cleaner, brush and mixing stick. Seals and protects from oils and corrosion. Choose from red, yellow, blue, silver, black, purple, green, white, gold, orange, or pink. Contains enough paint for 4 large calipers or 2 brake drums.

G221160 specify color..... 84.99 set

## 1968-96 Single Piston Caliper Repair Set

Fits 1968-96 GM OEM single piston front calipers. Each set repairs 1 caliper and includes a new caliper piston, piston boot, piston seal, brake pad retainer spring, 2 caliper bolts, 2 caliper bolts guides, 4 caliper bolt o-rings, and a bleeder screw.

PB10015 1968-96..... 37.99 set

# Replacement Calipers

New!



## 1958-96 Big Bore Front Caliper Set

All new design to replace the popular small piston GM metric (510) caliper. The bore size has been increased (2-3/4" piston) to offer more than a 20% increase in stopping power. This new caliper is universal and can be used on the left and right sides. The casting has been cleaned up to make chrome, powder coat, or custom painting look even better. This caliper is lighter, stronger, has more stopping power, and fits any application that uses the small GM metric (510) caliper. Calipers have all new parts, loaded with standard D154 brake pads, clips, slide pins, banjo bolts, washers, and bleeder screws (banjo and bleeder are 10mm-1.50). These calipers can replace D154 type GM metric calipers (1978-88 mid-size and 1983-02S10) included on most Mustang II conversions. These are included in CPP Big Bore Caliper-Disc Brake Conversions.

Note: Mounting pin to mounting pin is 5-1/2".

TF500308 1958-96 ..... 138.99 set



14011291R



grey

black

red



## 1968-96 D52 Front Caliper Upgrade Set

Wilwood's D52 front caliper set is a direct bolt-on 2 piston replacement for the factory original single calipers on many 1968-96 full size models. Forged billet aluminum bodies, stainless steel pistons, and competition style high-temperature seals put an end to the rust, bore pitting, and seal failures that plague the OE caliper design. D52 calipers mount in the stock location over stock rotors, use the original style OE D52 brake pads and an OE 7/16"-20 banjo bolt brake line mounting. Set contain Wilwood's hardened slide pins and BP-10 high friction pads. Vehicles 1978 and up with M10-1.5 banjo bolts will require new brake lines.

Note: \*For use on vehicles with 1.28" thick x maximum 12.19" diameter rotors. \*\*For use on vehicles with 1.04" wide (thick) x maximum 12.19" diameter rotors. Request flex hose set 22011371.

14011290\* 1968-76 grey anodized 440.99 set  
14011290BK\* 1968-76 blk pder coat... 440.99 set  
14011290R\* 1968-76 red pder coat... 440.99 set  
14011291\*\* 1969-96 grey anodized 440.99 set  
14011291BK\*\* 1969-96 blk pder coat... 440.99 set  
14011291R\*\* 1969-96 red pder coat... 440.99 set



RC4213

## 1971-96 Front Disc Brake Caliper

These premium loaded calipers are built to be consistent with Federal Safety Standards for quality, performance and safety. We provide our loaded calipers with premium disc brake pads to provide the braking performance you need.

Note: \*Excluding 9-1/2" rear drum brakes.

### Front Calipers

RC4213 1971-76 RH all..... 124.99 ea  
RC10506\* 1994-96 RH Impala/Caprice 99.99 ea

New!

OE AUTHORIZED



front view

## Universal Front Caliper Set

Brand new reproduction (not rebuilt) brake caliper that was factory-installed for many years on a wide variety of GM mid-size vehicles. This caliper will fit any bracket/spindle designed for the large GM calipers with the 7" mount width. Features include a 7/16"-20 inlet so you can use the readily available brake hoses and hardware from Pre-1978 GM midsize models. Supplied with brake pads. Sold as a pair.

Note: Depending on the spindle and rotor size it will not fit most applications running 14" wheels, nor will it fit on most 15" drum brake wheel applications.

154897 front LH and RH..... 137.99 pr

New!


OE AUTHORIZED



## Universal Front Caliper Set

Reproduction single piston metric calipers like those that were standard equipment on 1978-88 GM mid-size vehicles. Features a 2.375" single piston, shielded bottom inlet, and 5-1/2" mounting bolt spacing. The compact size will save 3-1/2 lbs. per side compared to mid-size 1969-77 calipers that are often used in performance brake conversions. IMCA approved. No core charge required since these are brand new units. Sold in pairs.

154902 front LH and RH..... 119.99 pr



## 1969-77 Brake Caliper Hose Bolt

Reproduction of the front disc caliper hose bolt for 1969-77 models with single piston calipers.

E225 1969-77 ..... 5.99 ea

New!

OE AUTHORIZED



## 1978-85 Rear Caliper Set

Reproduction calipers based on the 1978-+ factory GM style metric calipers that accept either original GM or Lokar type emergency brake cables. Fluid inlets are tapped to accept 7/16"-20 banjo fittings. Each caliper includes the bracket to attach the emergency brake cable, slider bolts, and brake pads. The bleeder hole is 10mm x 1.5. Mount bolt spacing is 5.45". Sold as a pair.

154896 1978-85 rear ..... 169.99 pr

New!

OE AUTHORIZED



RC4343

RC4344

## Universal Rear Disc Conversion Caliper

Replacement brake disc conversion caliper is a sure stop for an OE replacement caliper. Installation is easy thanks to quality workmanship and OE Design. Includes hardware and organic pads. For use with non-staggered shock brake kits only. Hardware is included.

RC4343 LH black ..... 210.99 ea  
RC4344 RH black ..... 210.99 ea



WK516

## 1967-96 Front Caliper Rebuild Set

Caliper rebuild sets are designed to match your vehicle's original equipment. You can be certain that when you rebuild your brake calipers, they perform as well as your originals. One set required per caliper.

### 4 Piston Caliper

WK516 1967-68 front caliper ..... 73.99 set

### 2-15/16" 1 Piston Caliper

CB2567 1967-96 front caliper ..... 4.99 set

ACDelco



## 1968-96 Disc Brake Caliper Bolt Sleeve

The caliper bolt sleeve allows the caliper assembly to slide on the bolts to allow proper pad to rotor clearance. Worn or damaged sleeves and bolts can be noisy and dangerous. Use on single piston calipers. 2 required per caliper.

Note: \*Except Impala SS, police, and taxi.

D9405 1968-93 all ..... 3.99 pr

D9406 1994-96 all ..... 3.99 pr

# Brake Pads

**OE AUTHORIZED**



## 1965-64 Disc Brake Caliper Brackets

These disc brake spindle brackets will work with the stock spindles on full size Chevrolet models from 1958-64. Use these to upgrade to front disc brakes using 11" GM rotors and small GM calipers from intermediate GM models and large GM calipers from 1970-78 Camaro models. Will work on 5" x 4-3/4" bolt patterns.

**Note:** \*Works with most 14" wheels that are intended for disc brakes. Will increase track width 3/8" per side, 3/4" overall width. \*\*Requires 15" or larger diameter wheels intended for disc brakes.

153646\*\* 1958 w/large GM caliper 69.99 pr  
 153645\* 1958-64 w/metric calipers... 55.99 pr



## 1965-68 Disc Brake Conversion Brackets

Disc brake conversion caliper mounting brackets include spindle nuts, spacers, and mounting hardware. Brackets are designed to work with existing stock spindles and with most 15" disc brake wheels.

**Note:** Moves wheels out 3/8" on each side.

6568BBK 1965-68 Impala..... 97.99 pr

**New!** **OE AUTHORIZED**



## Mustang II Caliper Bracket Set

Our Mustang II caliper brackets are built from cast iron for superior strength. Designed to install on Stock or 2" drop spindles from a 1974-1978 Mustang II coupled with 1978 and newer GM calipers, sold separately. For GM bolt pattern wheels use 1970-78 Camaro rotors. Sold as a pair. Available in a natural cast finish.

154898 natural cast..... 46.99 pr



## 1968-96 Disc Brake Caliper Mounting Bolt

Reproduction caliper mounting bolts for 1968-96 single piston calipers. Sold as a pair.

**Note:** \*Except Impala SS, police, and taxi.

E226 1968-93 all..... 9.99 pr  
 E226\* 1994-96 all..... 9.99 pr

**ACDelco**



## 1968-96 Disc Brake Caliper Sleeve Bushing

Along with the caliper bolt and sleeve there are 2 large (outer) bushings and 2 small (inner) bushings on each caliper which can be the cause of noise or uneven brake pad wear if worn or missing.

**Note:** \*Except Impala SS, police, and taxi.

D9402 1968-93 all outer..... 2.99 ea  
 D91001 1968-93 all inner..... 6.99 ea  
 D9402\* 1994-96 all outer..... 2.99 ea  
 D91001\* 1994-96 all inner..... 6.99 ea



## 1968-96 Disc Brake Pad Retainer Clip

Recommended replacement whenever rebuilding discs. For 1968-96 single piston disc brakes. 2 required.

**Note:** \*Except Impala SS, police, and taxi.

H5404 1968-93..... 3.99 pr  
 H5404\* 1994-96..... 3.99 pr

**New!**



## 1967-96 HPS Ferro-Carbon Brake Pads

Hawk Performance High-Performance street brake pads for 1967-96 Chevrolet full size. HPS disc brake pads are world renowned for their smooth braking feel, consistent release characteristics, and increased stopping power. These pads are excellent for spirited street driving providing a 20-40% increase stopping power and higher resistance to brake fade than standard replacement pads. Hawk's unique Ferro-Carbon compound achieves a higher friction co-efficient than conventional materials but are gentle on rotors, low dust, and virtually noise free. Made in USA.

**Front Pads**  
 HB103590 1967-96 standard..... 142.99 set



## 1968-96 Replacement Brake Pads

Manufactured using the same positive molding process utilized by OE suppliers. Positive molding uses extreme pressure to compress the friction material and bond it to the backing plate. This process assures consistent friction material density throughout the pad, resulting in even wear and performance characteristics throughout the life of the brake pad. Available in three specialized formulas suited for varied applications and driving styles. Semi-metallic, Extended Wear, and Ceramic.

**Note:** \*With rear drum. \*\*With rear disc brakes.

### Semi Metallic Pads

**Front Pads**  
 CB2299A 1968-85 1 piston caliper..... 30.99 set  
 CB2299A 1977-89 wagon, police, taxi 30.99 set  
 CB2299A 1990-92 w/9.5" rear drum... 30.99 set  
 CB2302A 1993 police, taxi..... 37.99 set  
 CB2299A 1993 except police, taxi 30.99 set  
 CB2299A\* 1994-96 exc. wgn/police/taxi 30.99 set  
 CB2302A\*\* 1994-96 Impala SS..... 37.99 set

### Extended Wear Pads

**Front Pads**  
 CB2299E 1977-89 wagon, police, taxi 36.99 set  
 CB2299E 1990-92 w/9.5" rear drum... 36.99 set  
 CB2302E 1993 police, taxi..... 46.99 set  
 CB2299E 1993 except police, taxi 36.99 set  
 CB2301E\* 1994-96 wagon, taxi..... 39.99 set  
 CB2301E\*\* 1994-96 Caprice..... 39.99 set  
 CB2302E\*\* 1994-96 Impala SS..... 46.99 set

### Rear Pads

CB2304E 1994-96 Caprice/Impala SS 40.99 set

### Ceramic Pads

**Front Pads**  
 CB2299C 1968-85 1 piston caliper..... 38.99 set  
 CB2299C 1977-89 wagon, police, taxi 38.99 set  
 CB2299C 1977-89 exc. wgn/police/taxi 38.99 set  
 CB2299C 1990-92 w/9.5" rear drum... 38.99 set  
 CB2299C 1993 except police, taxi 38.99 set  
 CB2299C\* 1994-96 exc. wgn/police/taxi 38.99 set



## 1968-96 Fleet Performance Brake Pads

These fleet performance Para Aramid semi-metallic brake pads are specifically engineered to perform in pursuit, rescue, and emergency driving conditions. The fleet performance pad can safely stop vehicles from high speeds and will continue to work at very high temperatures.

**Note:** \*With rear drum.

CB2299F 1968-85 1 piston caliper..... 51.99 set  
 CB2299F 1977-89 wagon, police, taxi 51.99 set  
 CB2299F 1990-92 w/9.5" rear drum... 51.99 set  
 CB2299F 1993 except police, taxi 51.99 set  
 CB2299F\* 1994-96 exc. wgn/police/taxi 51.99 set



# Replacement Brake Parts



CB2294A

## 1967-96 Semi-Metallic Brake Pads

These semi-metallic brake friction offers exceptional stopping power and is available for most vehicles on the road. They feature: low dust, shimmed to eliminate noise and vibration, formulated for reduced noise, semi-metallic compounds, and 100% Asbestos and copper free formula. Brake pads comply to current brake friction material legislation.

**Note:** \*With rear drum. \*\*With rear disc brakes.

### Front Pads

CB2294A	1967-68	4 piston caliper	31.99 set
CB2301A*	1994-96	wagon, taxi	19.99 set
CB2301A**	1994-96	Caprice	19.99 set

### Rear Pads

CB2304A	1994-96	Impala/SS/Caprice	15.99 set
---------	---------	-------------------	-----------



CB2016

CB2033

## 1958-96 Impala and Full Size Front and Rear Brake Drum

These brake drums provide all the features and benefits of original style components. These vehicle specific premium drums provide consistent quality, strength, performance and reduced noise. Sold individually.

**Note:** \*Except HD and police.

### Front Drums - 5 x 4-3/4"

CB2016*	1958	11" x 2"	all.....	73.99 ea
CB2315	1959-70	11" x 2-3/4"	all.....	77.99 ea

### Rear Drums - 5 x 4-3/4"

CB2016*	1958-70	11" x 2"	all.....	73.99 ea
CB2033	1977-90	9-1/2" x 2"	prem. ....	61.99 ea
CB2033A	1977-90	9-1/2" x 2"	stand. ....	46.99 ea

### Rear Drums - 5 x 5"

CB2026	1971-93	11" x 2"	3/4" wide	53.99 ea
CB2024	1971-96	11" x 2"	4" wide	79.99 ea
CB2497	1971-76	12" x 2"	wagon	120.99 ea
CB2042	1991-96	9-1/2" x 2"	Imp/Cap	47.99 ea



## 1958-70 Brake Drum Anti-Vibration Spring

Reproduction anti-vibration springs for all 1958-70 models equipped with factory drum brakes. Spring fits in the groove around 11" brake drums.

**Note:** Fits original style drums with a spring groove.

H2316	1958-70	.....	14.99 ea
-------	---------	-------	----------



H2532



H2533

## 1977-84 Drum Brake Adjuster Set

This set includes the brake shoe adjustment sprocket, brake shoe upper retainer and adjustment plate. Excellent for use when replacing 9-1/2" x 2" brake shoes.

H2532	1977-78	LH	.....	12.99 set
H2533	1977-78	RH	.....	11.99 set
H2590	1979-84	LH	.....	14.99 ea
H2591	1979-84	RH	.....	15.99 ea

**New!**

ACDelco



## 1977-84 Drum Brake Adjusting Screw

Genuine GM rear driver side drum brake adjusting screw assembly is the engineered replacement for your Chevrolet full size models.

D9367	1977-84	rear - LH	.....	1.99 ea
-------	---------	-----------	-------	---------



BP4024

G1429

## 1971-90 Front Disc Brake Backing Plate

We offer the Genuine GM type front disc brake backing plates which are commonly known as "dust shields". These backing plates will help to keep road splash and debris from affecting the front brakes. The heavy-duty model offers more coverage of the rotor for additional protection.

R7081	1971-90	LH and RH	.....	41.99 pr
BP4023	1971-90	LH	.....	14.99 ea
BP4024	1971-90	RH	.....	14.99 ea
G1429	1971-90	LH - heavy-duty..	.....	59.99 ea

## 1971-96 Disc Brake Backing Plate Gasket

Correct gasket for 1971-96 Impala models. The gasket inserts between the steering knuckle and backing plate, helping to eliminate metal to metal contact noise.

G5181	1971-96	.....	1.99 ea
-------	---------	-------	---------



CB2100

## 1958-96 Brake Shoes

These brake shoes are designed to provide the best overall premium performance for everyday driving conditions. 100% Asbestos-free formulas. Available in bonded styles.

**Note:** \*Except wagon, police, taxi. \*\*For wagon, police, taxi.

### Front Shoes

CB2036B	1958	11" x 2"	.....	24.99 set
CB2035	1959-70	11" x 2-3/4"	.....	49.99 set

### Rear Shoes

CB2100B	1958	11" x 1-3/4"	.....	61.99 set
CB2036B	1959-70	11" x 2"	.....	24.99 set
G17364	1971-76	12" x 2"-wagon	.....	83.99 set
CB2079B**	1971-96	11" x 2"	.....	22.99 set
CB2038B*	1977-96	9-1/2" x 2"	.....	21.99 set

**New!**



## 1958-96 Brake Shoe Guide Plate

Replacement brake shoe guide plate for all 1958-64 Chevrolet full size models equipped with drum brakes.


BH400116	1958-64	full size	.....	5.99 ea
----------	---------	-----------	-------	---------



## 1976-96 Brake Shoe Guide Plate

Correct replacement for full size models not equipped with disc brakes. 2 15/16" o.l. x 7/64" thick.

5460399	1976-96	.....	1.99 ea
---------	---------	-------	---------



## 1963-76 Rear Brake Shoe Hold Down Set

Original style brake hold down set designed to replace the springs and other components as shown. Each adjuster set will fit both LH and RH sides.

F73183S	1963-70	all.....	5.99 set
F73183S	1971-76	except wagon.....	5.99 set

**New!**



LD6009P

Y06006P

## 1958-70 Front Brake Shoe Anchor Bolts


Reproduction front brake shoe anchor bolt and butterfly guide plate for 1958-70 Chevrolet passenger car models. This high quality anchor bolt is manufactured to factory specifications. LH or RH.

L06009P	1958-64	front.....	48.99 ea
Y06006P	1965-70	front.....	54.99 ea

# Replacement Brake Parts



BH400101



H2318

## 1958-96 Brake Hardware Set

Rebuilding or replacing your brakes doesn't have to be a painful experience. Completely replace worn-out or missing springs and bring your brakes back to proper working condition. Rear sets for 9-1/2" x 2" drum brakes.

### Complete Axle Sets

BH400101	1958	front and rear.....	59.99 set
BH400102	1958	rear only.....	33.99 set
BH400103	1958	rear only.....	33.99 set
H2317	1959-62	front OE axle.....	27.99 set
H2318	1959-62	rear OE style.....	33.99 set
H2319	1977-78	rear drum.....	23.99 set
H2320	1979-84	rear drum.....	21.99 set
H2322	1985-96	rear drum.....	21.99 set

### Brake Shoe Retaining Pin Set

H40192	1967-81	per axle.....	5.99 set
--------	---------	---------------	----------



H2313

## 1958-70 Self-Adjusting Conversion Set

Save time adjusting brakes by installing this conversion set. This set converts manually adjusted brakes on full size Chevrolet models to self-adjusting brakes.

H2311	1958	front.....	49.99 set
H2312	1958	rear.....	49.99 set
H2310	1958	front and rear.....	76.99 set
H2314	1959-70	front.....	49.99 set
H2315	1959-70	rear.....	49.99 set
H2313	1959-70	front and rear.....	84.99 set



## 1960-62 Brake Hardware

Set contains hardware for a brake job in front or rear, for 1 axle only, 2 sets required for complete vehicle. Set includes: hold down springs, return springs and miscellaneous hardware. Does not include adjusters. For use on original style brakes only.

TF500114	1960-62	front or rear.....	11.99 set
----------	---------	--------------------	-----------



## 1958-96 Drum Brake Wheel Cylinder

These wheel cylinders match the design of your vehicle's original equipment. They are built for long service life and feature the highest quality components for superior resistance to heat, corrosion, and leakage. These wheel cylinders will deliver consistent, safe, and reliable performance.

### Front Cylinders

WC1133	1958	1-1/8"	LH	all	53.99 ea
WC114	1958	1-1/8"	RH	all	53.99 ea
WC20932	1959	1-1/8"	LH	all	23.99 ea
WC20933	1959	1-1/8"	RH	all	21.99 ea
WC34151	1960-64	1-3/16"	LH	all	19.99 ea
WC34152	1960-64	1-3/16"	RH	all	19.99 ea
WC37078	1965-70	1-3/16"	LH	all	9.99 ea
WC37079	1965-70	1-3/16"	RH	all	9.99 ea

### Rear Cylinders

WC13387	1958-64	1"	LH/RH	all	7.99 ea
WC13388	1958-64	1"	RH	all	7.99 ea
WC37080	1965-76	1"	LH	wagon, police, taxi	6.99 ea
WC37080	1965-76	1"	RH	wagon, police, taxi	6.99 ea
WC37048	1971-80	15/16"	LH	exc. wagon, police, taxi	6.99 ea
WC37048	1971-80	15/16"	RH	exc. wagon, police, taxi	6.99 ea
WC37024	1977-93	7/8"	LH	with 9-1/2" drums	14.99 ea
WC37024	1977-93	7/8"	RH	with 9-1/2" drums	14.99 ea
WC37080	1981-89	1"	LH	wagon, police, taxi	6.99 ea
WC37080	1981-89	1"	RH	wagon, police, taxi	6.99 ea
WC37048	1981-90	15/16"	LH	exc. wagon, police, taxi	6.99 ea
WC37048	1981-90	15/16"	RH	exc. wagon, police, taxi	6.99 ea
WC37048	1990	15/16"	LH	wagon with 11" x 2" brakes	6.99 ea
WC37048	1990	15/16"	RH	wagon with 11" x 2" brakes	6.99 ea
WC37116	1990-91	7/8"	LH	11" x 2" brakes exc. wagon	9.99 ea
WC37116	1990-91	7/8"	RH	11" x 2" brakes exc. wagon	9.99 ea
WC37080	1991-93	1"	LH	wagon	6.99 ea
WC37080	1991-93	1"	RH	wagon	6.99 ea
WC37080	1992-93	1"	LH	11" x 2" exc. wagon, w/3.08	6.99 ea
WC37080	1992-93	1"	RH	11" x 2" exc. wagon, w/3.08	6.99 ea
WC37048	1992-93	15/16"	LH	11" x 2" exc. wagon, exc. 3.08	6.99 ea
WC37048	1992-93	15/16"	RH	11" x 2" exc. wagon, exc. 3.08	6.99 ea
WC37024	1994-96	7/8"	LH	with 9-1/2" drums	14.99 ea
WC37024	1994-96	7/8"	RH	with 9-1/2" drums	14.99 ea
WC37080	1994-96	1"	LH	11" x 2" HD, exc. police, taxi	6.99 ea
WC37080	1994-96	1"	RH	11" x 2" HD, exc. police, taxi	6.99 ea
WC37116	1995-96	7/8"	LH	11" x 2" HD, police, taxi	9.99 ea
WC37116	1995-96	7/8"	RH	11" x 2" HD, police, taxi	9.99 ea

## 1958-93 Drum Brake Wheel Cylinder Rebuild Set


These wheel cylinder rebuild sets are an exact match to the design of your vehicle's original equipment. With these quality products, you can be certain that your replacement brakes perform as good as your original equipment. One set required per cylinder.

### Front Cylinders

WK36	1958-59	1-1/8"	all	.....	7.99 set
WK237	1960-70	1-3/16"	all	.....	5.99 set

### Rear Cylinders

WK21	1958-70	1"	all	.....	6.99 set
WK21	1971-76	1"	wagon, police, taxi for replcmnt cylinder	.....	6.99 set
WK423	1971-80	15/16"	exc. wagon, police, taxi	.....	5.99 set
WK21	1981-89	1"	wagon, police, taxi for replcmnt cylinder	.....	6.99 set
WK423	1981-90	15/16"	exc. wagon, police, taxi	.....	5.99 set
WK21	1991-93	1"	wagon for replacement cylinder	.....	6.99 set
WK21	1992-93	1"	exc. wagon, w/3.08 for replcmnt cylinder	.....	6.99 set
WK423	1992-93	15/16"	11" x 2" exc. wagon, exc. 3.08	.....	5.99 set



WK21



## Universal Brake Adjuster Hole Cover

Reproduction brake adjuster hole cover/plus for a wide range of GM models with drum brakes. 1 required for each drum brake assembly. Sold as a set of 4.

J1141	1-1/4" x 9/16" x 7/16" thick.....	3.99 set
-------	-----------------------------------	----------



## 1958-70 Wheel Cylinder French Lock Washer

Wheel cylinder anchor bolt french lock washer. Front only. Service replacement for some models.

TF500181	1958-70.....	1.99 ea
----------	--------------	---------

# Replacement Brake Parts



## 1958-70 2" Drop Disc Brake Spindles

This 2" drop spindle is for use when you want to lower your disc brake converted vehicle a full 2", can be used on 1958-64 models that have already been upgraded with a stock spindle disc kit. Requires caliper bracket part BS7003 (sold separately). 1965-70 models require an 11" disc conversion kit. These spindles are precision cast from high-quality Ductile Iron, with 4140 chromoly CNC-machined pins. Accepts the factory ball joints and stock steering arms. These are the best engineered, and best fitting drop spindles available for your vintage Chevy!

**Note:** Will not work with drum brakes. Works with most 15" or larger disc brake wheels.

BS7001 1958-70 spindles only..... 248.99 pr

OEER AUTHORIZED



## 1958-64 2" Drop Spindles

2" drop spindles for 1958-64 Chevrolet full size models. Spindles have an integrated GM G-Body caliper mount for GM G-Body brakes both factory and aftermarket that attach to OEM style mount locations. This feature broadens the choices of brake caliper combinations. The 2" drop spindle features a relocated axle to lower your vehicle's stance without sacrificing suspension travel. Pressed spindle pin construction with integral steering arm.

**Note:** Use with 1958-64 Chevy full size and Impala minimum rim size 15" to 18" diameter depending on width.

153638 1958-64..... 159.99 pr



## 1959-64 Brake Spindles — Stock Height

Reproduction stock height spindles for 1959-64 Chevrolet full size models. Will work with disc or drum brakes. Has spacer for use with drum. The spindle pin is 1/4" longer than original to help in forming disc brakes.

TF500391 1959-64 stock..... 218.99 pr

New!



## 1965-70 Brake Spindles — Stock Height

Reproduction brake stock height spindles for 1965-68 Impala and full size models. Perfect for that stock height replacement.

**Note:** Will work for 1969-70 when using CPP Brake kits.

CP30114 1965-70 stock..... 218.99 pr

OEER AUTHORIZED



## 1980-90 Front Disc Brake Spindles

Replacement spindles features a new outer bearing/race (#S34) which allows the spindle to be used with the 1973-77 GM 11" diameter rotor that came on mid-size GM vehicles with the 5 x 4-3/4" bolt pattern. Spindle height is approximately 7-5/8". Designed for stock upper and lower ball joints.

153639 1980-90..... 219.99 pr

New!

OEER AUTHORIZED



## Mustang II Forged Steel Spindle Set

Our Mustang II stock height front spindles are built from forged steel and heat treated for superior strength. Extremely popular for use on street rod applications due to the wide array of rotor sizes, and compatibility with a wide range of brake calipers.

154891 stock height..... 159.99 pr

154892 2" drop..... 166.99 pr

OEER AUTHORIZED



## 1959-64 Drop Spindle Disc Brake Brackets

These disc brake spindle brackets will work with the 2" drop disc brake spindles #BS7001 for 1958-70 full size Chevrolet models already converted to factory 11" rotors with cast iron, single piston calipers or models with large calipers and 12" rotors.

BS7003 1958-70 with 11" rotors..... 88.99 pr

BS7004 1958-70 with 12" rotors..... 88.99 pr

OEER AUTHORIZED



## 1961-96 GM Spindle Nut, Dust Cap, Washer Set

These convenient sets include dust caps, spindle nuts, keyed washers, and cotter pins that do both sides of the vehicle. Each set includes: two 3/4" x 20 with 1-1/16" Hex head spindle nuts, two plated 1/8" x 1-1/2" cotter pins, two 1-25/32" or 2-1/16" o.d. wheel bearing dust caps, and two keyed spindle washers. Fits a variety of GM vehicles from 1961-96.

153642 1961-75 1-25/32" caps..... 16.99 set

153643 1976-96 2-1/16" caps..... 16.99 set

OEER AUTHORIZED



## 1958-96 Spindle Nut and Cotter Pin Kit

Hex head spindle nut and plated 1/8" x 1-1/2" cotter pin for securing drum or rotor to spindle. Kit contains one nut and one cotter pin. 3/4"-20 with 1-1/16" Hex.

K9142 1958-96 2 required..... 2.99 kit


New!

OEER AUTHORIZED

## 1958-96 Spindle Nut

Front spindle nut for 1958-96 Chevrolet full size models. 3/4"-20 with 1-1/16" Hex head spindle nut for securing drum or rotor to spindle. Sold individually. 2 required per vehicle.

1365236 1958-96..... 1.99 ea



## 1964-72 Steering Nut Set

This hardware set contains the steering nuts necessary to mount the spindle to the control arms, the tie rod ends to the center link and secure the steering arms.

1253513 1964-72 20 piece..... 13.99 set



## 1964-96 Steering Knuckle Spindle Washer

Replacement steering knuckle washer used between the outer bearing and the spindle nut. For 1964-96 models.

BW2 1964-96..... 8.99 ea

# Wheel Bearings



## 1958-64 Forged Hub Roller Bearing Set

This new roller bearing forged aluminum hubs are stronger and safer than any other hub currently on the market. Features new studs, installed bearing races, and weighs 2 pounds less than the factory hubs. Ideal for disc conversions that require original hubs. Includes: 2 hubs with studs, bearings, seals, and spindle nut hardware.

TF500086 1958-64 224.99 set



## 1961-96 Complete Wheel Bearing Kit

Quit searching for all the individual components you need when replacing your worn out wheel bearings and seals. Buy the kit and save time and money! Our wheel bearing and seal kit includes 1 inner and 1 outer Delco, or premium replacement wheel bearing with races, 1 premium replacement wheel seal, 1 premium replacement spindle washer, 1 premium replacement spindle nut, one cotter pin, and a replacement grease cap.

Notes: Kit K9144, K9146, K9147, K9148 features Delco bearings. 2 required per vehicle.

**With Aftermarket Bearings**

K9130	1961-68	drum	34.99 kit
K9131	1967	disc	24.99 kit
K9137	1967	all	29.99 kit
K9132	1968	disc	34.99 kit

**With Delco Bearings**

K9147	1971-75	all	89.99 kit
K9148	1976	all	89.99 kit
K9144	1977	all	57.99 kit
K9139	1977	all	44.99 kit
K9146	1978	with 12" rotors	65.99 kit
K9140	1978	with 12" rotors	43.99 kit
K9144	1978	with 11" rotors	57.99 kit
K9139	1978	with 11" rotors	44.99 kit
K9140	1978-89	all	43.99 kit
K9146	1979-96	all	65.99 kit



## 1958-96 Front Inner Wheel Bearing

Delco or premium quality replacement inner wheel bearing for 1958-96 models. Replace your worn out original wheel bearings to maintain proper alignment and smooth rolling. Always check the bearings whenever removing the brake drum or rotor.

Notes: 2 required per vehicle.

WB70	1958-60	all	54.99 ea
WB60	1961-68	all	10.99 ea
WB50	1969-76	all	9.99 ea
WB60	1977-96	all	10.99 ea
GR228	1961-68	Delco	25.99 ea
GR228	1977-96	Delco	25.99 ea



## 1958-96 Front Outer Wheel Bearing

Delco or premium quality replacement outer wheel bearing for 1958-96 models. Replace your worn out original wheel bearings to maintain proper alignment and smooth rolling. Always check the bearings whenever removing the brake drum or rotor.

Notes: 2 required per vehicle.

WB67	1958-60	all	14.99 ea
WB20	1961-68	all	8.99 ea
WB30	1969-76	all	10.99 ea
WB20	1977	all	8.99 ea
WB20	1978	all with 11" rotors	8.99 ea
WB30	1978	all with 12" rotors	10.99 ea
WB30	1979-90	all	10.99 ea
GR874	1961-68	Delco	11.99 ea
GR852	1969-76	Delco	25.99 ea
GR874	1977	Delco	11.99 ea
GR872	1978	Delco w/12" rotors	25.99 ea
GR874	1978	Delco w/11" rotors	11.99 ea
GR872	1979-96	Delco	25.99 ea



## 1958-96 Front Wheel Bearing Seal

Prevent premature bearing or brake failure! Replace aging, cracked or deteriorated wheel seals to keep your wheel bearing grease where it belongs... lubricating your wheel bearings! Genuine Delco or replacement seals available for all models.

Notes: 2 required per vehicle.

W7107	1958-60	all	11.99 ea
W7934	1961-68	all drum	9.99 ea
8705	1967	all disc	3.99 ea
W9406	1968	all disc	9.99 ea
W9406	1969-70	all	9.99 ea
8871	1971-96	all	3.99 ea



## 1961-96 Front Wheel Bearing Grease Cap

Replace your dented or missing grease caps with current production GM or replacement grease caps. Your wheel bearings will last much longer when covered and protected from moisture and road debris, while retaining the grease within the bearing hub.

Notes: 2 required per vehicle.

WC54	1961-75	1-25/32" o.d.	2.99 ea
WC53	1976-96	2-3/32" o.d.	9.99 ea
GR237	1976-96	2-3/32" o.d. - GM	13.99 ea



## 1961-69 Front Wheel Bearing Cap

Reproduction wheel bearing cap for 1961-68 Impala and full size models. Stamped steel cap includes the "button" like the factory original. Sold in pairs.

3775190 1961-69 18.99 pr



## Hi-Temp Wheel Bearing Grease

When replacing or just repacking your wheel bearings, don't use ordinary grease. Protect those bearings with a high-quality, high temperature bearing grease. This is a very stable aluminum complex thickened grease used for the lubrication of wheel bearings, chassis ball joints and other bearing applications operating under severe conditions. This product assures high temperature protection from excessive heat generated by disc brakes. Also pickup the perfect tool for the mechanic who is tired of packing bearings by hand. This universal bearing packer works on most cone type bearings.

GR224 14.9 oz. can 11.99 ea  
Y65250 universal bearing packer 12.99 ea



## Bearing Race and Seal Driver

When it comes time to install bearing races, you'll find this tool to be an excellent way of saving time. Includes all you need to install or remove bearing races.

Y12600 49.99 set



## Seal Puller

This tool is great for pulling oil or grease seals. Convenient tool that comes in handy when needed.

Y56750 20.99 ea

# Brake Tools



## Brake System Power Bleeder

This is a simple, one person operation with no external power source needed. Includes a precision pressure gauge for safe operation and you can flush the entire hydraulic system without frequently refilling the reservoir. This unit features a large reservoir that holds up to 2 quarts of brake fluid. Complete system includes reservoir with gauge, hoses, fittings, instructions as well as two adapters that will fit most GM master cylinders.

- Bleeder**  
 14227 bleeder with universal adapters 99.99 ea  
**1958-96 Adapter**  
 1102 for threaded master cylinder..... 44.99 ea  
**1958-96 Adapter**  
 1108 for plastic twist-lock cap..... 29.99 ea



## Mityvac Brake Bleeder

The Mityvac Brake Bleeding set can be used on virtually all hydraulic systems including most ABS systems. It's a rugged, low cost professional tool which enables one person to efficiently bleed brakes, clutches, or other hydraulic systems. Choose from our sturdy polymer plastic bleeder, designed for occasional use, or step up to the heavy-duty model designed for the professional mechanic.

- 04000 "professional" model..... 139.99 set  
 06820 "do-it-yourselfer" model..... 61.99 set



## One Man Brake Bleeder

Loosen the bleeder screw and fill with brake fluid. Pump the brakes until the hose is free of bubbles. Everything is included to quickly bleed brakes with no mess. Plastic bottle collects discharged fluids. Complete instructions included.

- Y19200 ..... 10.99 set



## Brake Bleeder Wrench

These will ensure that you don't strip the bleeder nuts on your calipers or cylinders. Check size before ordering.

Y10950 1/4" x 3/8"..... 10.99 ea  
 Y10900 5/16" x 3/8"..... 8.99 ea



## Brake Adjustment Tool

Speed up star wheel adjusting on drum brakes by simply inserting the tool through the slot in drum backing plate. A different angle at each end adapts to many various models.

- Y50700 ..... 4.99 ea



Y46750



Y44800

## Brake Spring Removal Tool

The standard tool will remove springs that are set over a post. The heavy-duty brake spring tool will remove springs installed through a hole.

- Y46750 standard tool..... 14.99 ea  
 Y44800 heavy-duty (lg. brake springs)..... 13.99 ea



## Brake Spring Pliers

Removes and installs shoe return springs on most drum brakes. Socket end removes spring from anchor stud. Notched end installs spring on anchor. Pliers remove and install the return spring to outside of brake shoe.

- X298 ..... 24.99 ea



Y10400

## Brake Cylinder Hone

Special abrasive pads polish the cylinder without cutting. Controlled pressure, three abrasives, and flexible driver give good stability and speed. Stones are 1" long. Range 1-1/2" to 3-1/8".

- Y10400 hone..... 25.99 ea  
 Y10490 set of replacement abrasives..... 6.99 set



This unique tool makes changing disc brake pads easy. The tool compresses the disc brake piston for easy installation of pads.

- Y24400 ..... 10.99 ea



Y25750

## Speedy Brake Pad Spreader

The pistol grip ratcheting action and the fast acting plunger compress disc brake pistons in seconds. This makes brake pad replacement a snap.

- Y24300 single piston pad spreader..... 49.99 ea  
 Y25750 dual piston pad spreader..... 64.99 ea



## Double Flaring Tool Set

If your brake or fuel lines need to be flared, this is the right tool for you. This set allows the user to make single or double SAE flares to exact dimensions. Great item to keep in your tool box.

- Y13110 ..... 41.99 set



## Tubing Bender

This tool make bends easy without the tube collapsing. Tube benders can be used for bending copper or steel tubing such as brake, fuel, transmission cooler, or power steering lines.

- V025700 5/16" and 3/8" lines..... 59.99 ea

## Brake Fluid

Willwood offers two grades of high-performance brake fluid. Hi-Temp<sup>®</sup> 570 for severe heat. EXP 600 Plus for extreme performance under the high heat of professional motor sports. Always add new fluid to a clean system. Sold by the case.

- EXP 600 Plus - 626° Boiling Point**  
 2908478 six 16.9 oz bottles..... 136.99 ea  
**Hi-Temp 570 - 570° Boiling Point**  
 2902210 six 12 oz bottles..... 75.99 ea

## High-Performance Brake Fluid

StopTech High Performance Brake Fluid meets and exceeds current DOT 4 Federal Motor Vehicle Safety Standards. High-Performance DOT 4 Brake Fluid is compatible with modern ABS and stability systems. It mixes with all DOT 3 and 4 products. Choose from street or racing formulations. Sold in durable 500ML metal containers.

- CB2560 street formula..... 23.99 ea  
 CB2566 racing formula..... 39.99 ea



## Brake And Parts Cleaner

This powerful Brake And Parts cleaner quickly cuts through grease and grime, but it does not leave an oily film. This fast drying formula gets the job done while using less spray compared to watered down cleaners. Non-chlorinated.

- JG1210 14 oz. can..... 5.99 ea  
 JG1211 12 - 14 oz. cans..... 71.99 ea



2908478

136.99 ea

Hi-Temp 570

2902210

75.99 ea



CB2560

23.99 ea

CB2566

39.99 ea



JG1210

# Rally Wheels & Accessories



Standard Style Rally Wheel Cap

Disc Brake Style Rally Wheel Cap

## Standard Style Rally Wheel Kit

These 5 x 5" lug pattern standard Rally wheel kits include center cap ornaments of the type originally used on vehicles without disc brakes. The ornaments feature the wording "Chevrolet Motor Division" encircling a Bow Tie.

Note: Shipped overweight.

### 15" x 7" Rally Wheel Kit

- 4 15" x 7" Trim Rings - 2-1/2" Deep
- 4 15" x 7" Rally Wheels
- 4 Center Cap Bases
- 4 Standard Ornaments
- 16 Ornament Screws

RWK37 with silver wheels..... 768.99 kit

### 15" x 8" Rally Wheel Kit

- 4 15" x 8" Trim Rings - 3" Deep
- 4 15" x 8" Rally Wheels
- 4 Center Cap Bases
- 4 Standard Ornaments
- 16 Ornament Screws

RWK38 with silver wheels..... 729.99 kit

### 15" x 10" Rally Wheel Kit

- 4 15" x 10" Trim Rings - 3" Deep
- 4 15" x 10" Rally Wheels
- 4 Center Cap Bases
- 4 Standard Ornaments
- 16 Ornament Screws

RWK39 with silver wheels..... 931.99 kit

### 15" x 8" and 15" x 10" Mixed Size Rally Wheel Kit

- 2 15 x 8" Trim Rings - 3" Deep
- 2 15 x 10" Trim Rings - 3" Deep
- 2 15" x 8" Rally Wheels (front)
- 2 15" x 10" Rally Wheels (rear)
- 4 Center Cap Bases
- 4 Standard Ornaments
- 16 Ornament Screws

RWK40 with silver wheels..... 829.99 kit

## Disc Brake Style Rally Wheel Kit

These 5 x 5" lug pattern Rally wheel kits include center cap ornaments of the type originally used on vehicles with disc brakes. The ornaments feature the wording "Chevrolet Motor Division" and "Disc Brakes" encircling the Bow Tie.

Note: Shipped overweight.

### 15" x 7" Rally Wheel Kit

- 4 15" x 7" Trim Rings - 2-1/2" Deep
- 4 15" x 7" Rally Wheels
- 4 Center Cap Bases
- 4 Standard Ornaments
- 16 Ornament Screws

RWK45 with silver wheels..... 724.99 kit

### 15" x 8" Rally Wheel Kit

- 4 15" x 8" Trim Rings - 3" Deep
- 4 15" x 8" Rally Wheels
- 4 Center Cap Bases
- 4 Standard Ornaments
- 16 Ornament Screws

RWK46 with silver wheels..... 687.99 kit

### 15" x 10" Rally Wheel Kit

- 4 15" x 10" Trim Rings - 3" Deep
- 4 15" x 10" Rally Wheels
- 4 Center Cap Bases
- 4 Standard Ornaments
- 16 Ornament Screws

RWK47 with silver wheels..... 935.99 kit

### 15" x 8" and 15" x 10" Mixed Size Rally Wheel Kit

- 2 15 x 8" Trim Rings - 3" Deep
- 2 15 x 10" Trim Rings - 3" Deep
- 2 15" x 8" Rally Wheels (front)
- 2 15" x 10" Rally Wheels (rear)
- 4 Center Cap Bases
- 4 Standard Ornaments
- 16 Ornament Screws

RWK48 with silver wheels..... 829.99 kit



plain center cap



Chevrolet Motor Division with Bow Tie Cap



Chevrolet Motor Division Center Cap



General Motors Corp Center Cap

## Derby Cap Rally Wheel Kits

These 5 x 5" lug pattern Rally wheel kits are available painted silver with your choice of plain derby cap, derby cap with "Chevrolet Motor Division" encircling a Bow Tie on the center cap ornament or derby cap with "Chevrolet Motor Division" without a Bow Tie on the center cap ornament.

Important: Must specify logo suffix: A - plain, B - Chevrolet Motor Division with Bow Tie or C - Chevrolet Motor Division without Bow Tie.

Note: Shipped overweight.

### 15" x 7" Rally Wheel Kit

- 4 15" x 7" Trim Rings - 2-1/2" Deep
- 4 15" x 7" Rally Wheels
- 4 Center Caps - A, B, C or D

RWK53A	silver wheels.....	775.99 kit
RWK53B	silver wheels.....	827.99 kit
RWK53C	silver wheels.....	827.99 kit
RWK53D	silver wheels.....	843.99 kit

### 15" x 8" Rally Wheel Kit

- 4 15" x 8" Trim Rings - 3" Deep
- 4 15" x 8" Rally Wheels
- 4 Center Caps - A, B, C or D

RWK55A	silver wheels.....	735.99 kit
RWK55B	silver wheels.....	787.99 kit
RWK55C	silver wheels.....	787.99 kit
RWK55D	silver wheels.....	803.99 kit

### 15" x 10" Rally Wheel Kit

- 4 15" x 10" Trim Rings - 3" Deep
- 4 15" x 10" Rally Wheels
- 4 Center Caps - A, B, C or D

RWK57A	silver wheels.....	947.99 kit
RWK57B	silver wheels.....	999.99 kit
RWK57C	silver wheels.....	999.99 kit
RWK57D	silver wheels.....	1015.99 kit

### 15" x 8"/15" x 10" Mixed Size Rally Wheel Kit

- 2 15 x 8" Trim Rings - 3" Deep
- 2 15 x 10" Trim Rings - 3" Deep
- 2 15" x 8" Rally Wheels - Front
- 2 15" x 10" Rally Wheels - Rear
- 4 Center Caps - A, B, C or D

RWK59A	silver wheels.....	841.99 kit
RWK59B	silver wheels.....	893.99 kit
RWK59C	silver wheels.....	893.99 kit
RWK59D	silver wheels.....	909.99 kit

# Rally Wheels & Accessories



## Rally Wheel Kit with Early Style Caps

Save big when replacing your wheels with a Rally wheel kit from Classic Industries®. We offer a wide selection of kits including same size or mixed sizes. Each kit includes a complete set of four Rally wheels, wheel caps, trim rings, and lug nuts. 5 lug, 4-3/4" bolt pattern.

*Note: Special shipping rate applies. Shipped overweight.*

### Chevrolet Motor Division Caps

RWK01	14" x 6"	861.99 kit
RWK02	14" x 7"	667.99 kit
RWK03	15" x 7"	829.99 kit
RWK04	15" x 8"	814.99 kit
RWK17	15" x 7/15" x 8"	827.99 kit

### Disc Brake Caps

RWK19	14" x 6"	817.99 kit
RWK20	14" x 7"	624.99 kit
RWK16	14" x 6/14" x 7"	721.99 kit
RWK21	15" x 7"	787.99 kit
RWK22	15" x 8"	772.99 kit
RWK18	15" x 7/15" x 8"	785.99 kit



## Rally Wheel Kit with Late Style Caps

Save big when replacing your wheels with a Rally wheel kit from Classic Industries®. We offer a wide selection of kits including same size or mixed sizes. Each kit includes a complete set of four Rally wheels, wheel caps, trim rings, and lug nuts. 5 lug, 4-3/4" bolt pattern.

*Note: Special shipping rate applies. Shipped overweight.*

### Plain Caps

RWK25	14" x 6"	829.99 kit
RWK27	14" x 7"	658.99 kit
RWK29	15" x 7"	798.99 kit
RWK31	15" x 8"	783.99 kit
RWK35	15" x 7/15" x 8"	797.99 kit

### Chevrolet Motor Division Caps

RWK05	14" x 6"	878.99 kit
RWK06	14" x 7"	685.99 kit
RWK07	15" x 7"	848.99 kit
RWK08	15" x 8"	838.99 kit
RWK14	15" x 7/15" x 8"	846.99 kit

DEF AUTHORIZED



3901715



3908762

## Early Rally Cap Ornament

Correct hubcap ornament installed on models with Rally wheels without disc brakes. Includes mounting screws.

### Disc Brakes

3901715	individual	27.99 ea
PR125	4 ornaments	82.99 set

### Chevrolet Motor Division

3908762	individual	24.99 ea
PR126	4 ornaments	71.99 set



## Rally Wheel Ornament Screw

Special factory screws designed for early and late style Rally wheel ornaments. Holds the ornament or center cap to the hubcap retainer.

3824195	individual	1.79 ea
R306	16 piece	14.99 set

DEF AUTHORIZED



WC3

WK1014C

## Early Rally Wheel Center Cap

Original style for models with factory disc brakes. This center cap is sold without the ornament allowing you to use the ornament of your choice. Available in chrome or stainless steel. Sold individually or in a set of 4.

Chrome	WK1014C	individual	27.99 ea
	WR1014C	set of four	106.99 set

### Stainless Steel

WK1014S	individual	36.99 ea
WR1014S	set of four	140.99 set

### Stainless Steel without Ornament

WC3	individual	15.99 ea
WC5	set of four	59.99 set

DEF AUTHORIZED



WK1012



CMD

Bow Tie

## Late Rally Wheel Center Cap

Each Rally wheel center cap is available with the words "Chevrolet Motor Division" in the center. Chevrolet Motor Division caps are available with or without Bow Tie.

### Individual Caps

WK10120	CMD	52.99 ea
WK1012	CMD Bow Tie	52.99 ea

### Set of Four

WR10120	CMD	190.99 set
WR1012	CMD Bow Tie	179.99 set

DEF AUTHORIZED



WK1013

WK1012A

WK1012NL

## Plain Rally Wheel Center Cap

### Custom Application

Plain Economy Cap - Plastic	WK1013	set of 4	68.99 set
	WK1013	individual	22.99 ea

Plain Short Derby Cap - Metal	WK1012A	set of 4	144.99 set
	WK1012A	individual	37.99 ea

Plain Tall Derby Cap - Metal	WK1012NL	set of 4	151.99 set
	WK1012NL	individual	39.99 ea

# Rally Wheels & Accessories



## Painted Rally Wheel Set

Save when purchasing a complete set of 4 Rally wheels! Each set is beautifully finished in Argent silver powder coating. Wheel trim rings and caps sold separately.

Item #	Size	Offset	Backspace	Price
R14X6S	14" x 6"	6mm	3-3/4"	547.99 set
R14X7S	14" x 7"	-3mm	4-1/8"	403.99 set
R14X8S	14" x 8"	-19mm	3-3/4"	550.99 set
R15X6S	15" x 6"	7mm	3-3/4"	415.99 set
R15X7S	15" x 7"	6mm	4-1/4"	559.99 set
R15X8AS	15" x 8"	-6mm	4-1/4"	579.99 set
R15X8B	15" x 8"	-19mm	3-3/4"	619.99 set



## Chrome Rally Wheel Set

Save when purchasing a complete set of 4 Rally wheels! Each set is beautifully finished in polished chrome. Each wheel includes an aftermarket plain police style center cap. For a more authentic Chevrolet Rally wheel appearance, use our Chevrolet Rally wheel caps and trim rings sold separately.

Item #	Size	Offset	Backspace	Price
R14X6C	14" x 6"	+6mm	3-3/4"	759.99 set
R14X7C	14" x 7"	0mm	4".....	771.99 set
R15X7C	15" x 7"	6mm	4-1/4"	849.99 set
R15X8AC	15" x 8"	-6mm	4-1/4"	895.99 set



## Cast Aluminum Rally Style Wheel Set

The Rally is a clean, traditional hot rod wheel design. This 1 piece cast aluminum design offers better durability and weight savings over traditional steel alternatives. Features a silver powder coated face with a machined lip, 5 x 4-3/4" and 5 x 5" dual lug patterns. Fits most modern brake upgrades while accommodating to original equipment backspacing. Includes economy plastic derby center caps. Wheels also accepts alternative design caps. Sold in sets of 4. Lug nuts are sold separately.

**Important:** Some aftermarket lug nuts will not clear the center cap.

*Note: Shipped overweight.*

Wheel Sets of 4	Price
A950785 15" x 7".....	899.99 set
A950785 17" x 8" / 17" x 9".....	1205.99 set
A950785 17" x 8".....	1187.99 set
A950785 17" x 9".....	1223.99 set

**Lug Nuts**

WL700101 7/16" x 20 standard.....	99 ea
WL700105 7/16" x 20 set of 20.....	3.99 set
WL700120 7/16" x 20 set of 20.....	17.99 set

**Center Caps - Rally Plastic Cap - Set of 4**  
disc brake dish..... 199.99 set



## Painted Rally Wheel

Replace a rusty, pitted or missing wheel with a new reproduction Rally wheel. Each wheel is beautifully finished in Argent silver powder coating. These wheels available in 5 x 4-3/4" bolt pattern and are available in a variety of sizes to fit your specific needs. Center caps and trim rings are sold separately.

*Note: Shipped overweight.*

Item #	Size	Offset	Backspace	Price
DK14X6	14" x 6"	6mm	3-3/4"	143.99 ea
DK14X7	14" x 7"	-3mm	4-1/8"	92.99 ea
DK14X8B	14" x 8"	-19mm	3-3/4"	145.99 ea
DK15X6	15" x 6"	7mm	3-3/4"	95.99 ea
DK15X7	15" x 7"	6mm	4-1/4"	128.99 ea
DK15X8B	15" x 8"	19mm	4".....	162.99 ea
DK15X8A	15" x 8"	-6mm	4-1/4"	133.99 ea
DK15X10	15" x 10"	-32mm	4-1/4"	179.99 ea



## Rally Wheels in Brilliant Chrome!

These chrome Rally wheels feature the 5 x 4-3/4" bolt pattern and are available in a variety of sizes to fit your specific needs. Each wheel includes an aftermarket plain police style center cap.

*Note: Include plain police style hubcap except DK16X7C.*

Item #	Size	Offset	Backspace	Price
DK14X6C	14" x 6"	+6mm	3-3/4"	203.99 ea
DK14X7C	14" x 7"	+0mm	4".....	207.99 ea
DK15X7C	15" x 7"	+6mm	4-1/4"	233.99 ea
DK15X8AC	15" x 8"	-6mm	4-1/4"	233.99 ea
DK16X7C	16" x 7"	+0mm	4".....	218.99 ea



## Cast Aluminum Rally Style Wheel

The Rally is a clean, traditional hot rod wheel design. This 1 piece cast aluminum design offers better durability and weight savings over traditional steel alternatives. Features a silver powder coated face with a machined lip, 5 x 4-3/4" and 5 x 5" dual lug patterns. Fits most modern brake upgrades while accommodating to original equipment backspacing. Includes economy plastic derby center caps. Sold individually. Lug nuts are sold separately.

**Important:** Some aftermarket lug nuts will not clear the center cap.

*Note: Shipped overweight.*

A950784 15" x 7".....	249.99 ea
A950786 17" x 8".....	329.99 ea
A950796 17" x 9".....	339.99 ea
A950797 18" x 8".....	349.99 ea



## 1968-85 Reproduction Rally Wheels

Reproduction steel Rally wheels for 1968-85 Chevrolet models. Manufactured in steel replicating the original in design and appearance. Each wheel comes beautifully powder coated in correct Argent silver finish. Lug pattern: 5 x 4-3/4". Sold individually.

*Note: Center caps, trim rings, and lug nuts sold separately.*

WT5655C	15" x 7"	4-1/4" BS.....	124.99 ea
WT5656C	15" x 8"	4-1/2" BS.....	134.99 ea

## Factory Style Stamped Steel Wheel

Factory style replacement stamped steel wheel features gloss black powder coating with OE style dimples for "dog dish" hubcap, and dimples by the valve stem. Perfect for a classic sleeper look!

**Important:** Rally hubcaps will not fit these wheels.

*Note: For trim rings use TK3000 for 14" x 6" and 14" x 7" and TK3125 for 15" x 7" wheels.*

4-1/2" Backspacing	Price
AR805004 1958-70 14" x 6".....	139.99 ea
4-3/4" Backspacing	Price
AR805015 1958-70 14" x 7".....	139.99 ea
AR805016 1958-70 15" x 7".....	139.99 ea



## Rally Wheel Center Cap

Center caps for Rally wheels. Available in chrome or stainless steel. Sold individually or in a set of 4.

**Police Style with Bow Tie**

WK1000C	chrome.....	26.99 ea
WK1000C	chrome.....	89.99 set
WK1000S	stainless.....	31.99 ea
WK1008S	stainless.....	107.99 set

**Police Style Plain**

WK1002C	chrome.....	24.99 ea
WK1002C	chrome.....	71.99 set
WK1002S	stainless.....	26.99 ea
WK1002S	stainless.....	89.99 set

**Baby Moon**

WK1008	chrome.....	15.99 ea
WK1008	chrome.....	53.99 set

**Spinner Style**

WK1018CL	chrome - LH.....	41.99 ea
WK1018CR	chrome - RH.....	41.99 ea
WK1018S	chrome.....	144.99 set
WK1018SL	stainless - LH.....	36.99 ea
WK1018SR	stainless - RH.....	36.99 ea
WK1018S	stainless.....	125.99 set

1 STEERING, SUSPENSION, REAR END & BRAKES



# Rally Wheel Trim Rings

OER AUTHORIZED



## Rounded Edge Style Stainless Steel Wheel Trim Ring

OER® Authorized Rally wheel trim rings for various GM models. These high-quality wheel trim rings are manufactured in polished stainless steel and feature a rounded over edge design similar in appearance to the original 1968-82 15" x 8" style GM trim rings. Multiple sizes available making it easy to match front and rear design when using different size wheels from front to back. Sold individually or in 4 piece sets.

<b>14" x 6", 1-1/2" Deep (Also Fits 14" x 7")</b>	
TR3000 set of 4.....	91.99 set
TK3000 individual.....	23.99 ea
<b>15" x 6", 1-1/2" Deep (Also Fits 15" x 5" &amp; 15" x 7")</b>	
TR3015 set of 4.....	121.99 set
TK3015 individual.....	31.99 ea
<b>15" x 8", 2-7/8" Deep (Also Fits 15" x 10")</b>	
TK3009 individual.....	23.99 ea
<b>15" x 7" Wheels, 2-1/4" Deep</b>	
TR3125 set of 4.....	117.99 set
TK3125 individual.....	30.99 ea
<b>15" x 8", 3" Deep (Also Fits 15" x 10")</b>	
9796696 set of 4.....	87.99 set
97966961 individual.....	24.99 ea
<b>16" x 7", 16" x 8", 1-1/2" Deep</b>	
TR3016 set of 4.....	89.99 set
TK3016 individual.....	26.99 ea



## 1958-97 Rally Wheel Lock Set

Protect your valuable Rally wheels and tires with these excellent quality wheel locks. Each lock is able to withstand hammers, chisels, and wrenches. Narrow groove key patterns and specially coded keys provide maximum security. No moving parts to damage or corrode. Set of four.

K24010	1968-90	1/2" - 20 stud.....	29.99 set
K24011	1988-90	7/16" - 20 thread.....	21.99 set
K24012	1991-97	1/2mm x 1.5" stud.....	21.99 set
70006	1967-81	lock caps - chrome	6.99 set
70005	1967-81	lock caps - black...	3.99 set



## Bow Tie Trim Ring Set

Stainless steel Bow Tie trim rings for Rally wheels. Each trim ring features 4 Bow Ties stamped on each ring. Sold in sets of 4.

TF500068	15" x 7".....	121.99 set
TF500069	15" x 8".....	114.99 set



## Round Lip Chrome Trim Ring

Excellent quality round lip chrome trim rings for 14" and 15" wheels. Get a stylish look with these custom trim rings. Available in various sizes. Sold individually or in a 4 piece set.

### Individual Trim Rings

<b>1-1/2" Deep</b>		
TK3005	14" x 6", 14" x 7".....	23.99 ea
TK3007	15" x 5", 15" x 6", 15" x 7".....	23.99 ea
<b>3" Deep</b>		
TK3009	15" x 8", 15" x 10".....	23.99 ea

### Trim Ring Sets

<b>1-1/2" Deep</b>		
TR3005	14" x 6", 14" x 7".....	89.99 set
TR3007	15" x 5", 15" x 6", 15" x 7".....	69.99 set
<b>3" Deep</b>		
TR3009	15" x 8", 15" x 10".....	86.99 set

OER AUTHORIZED



## Squared Edge Style Stainless Steel Wheel Trim Rings

OER® Authorized Rally wheel trim rings for various GM models. OER® high-quality Rally wheel trim rings are manufactured in polished stainless steel and feature a squared step edge design similar in appearance to the original 1967-77 style GM trim rings. These deep style trim rings give the wheel a wider look with the ring filling more area near the wheel center section. 14" x 7" also available in chrome. Sold individually or in 4 piece sets.

<b>Stainless Steel 14" x 7", 2-7/8" Deep</b>	
545910 set of 4.....	119.99 set
5459101 individual.....	24.99 ea
<b>Stainless Steel 15" x 7", 2-3/4" Deep</b>	
K9796696R set of 4.....	86.99 set
<b>Stainless Steel 15" x 7", 2-3/8" Deep</b>	
3901708 set of 4.....	87.99 set
39017081 individual.....	24.99 ea
<b>Chrome 14 x 7", 2-1/4" Deep</b>	
A9591010 set of 4.....	89.99 set
A9590010 individual.....	24.99 ea



## Rally Wheel Lug Nut Set

Classic Industries® offers a lug nut set for your Rally wheels. A perfect set to purchase if your lug nuts are stripped, worn out or rusted. All sets include: 20 lug nuts, 4 valve stems, 4 wheel locks and a key.

WK1	7/16" - 20 thread.....	41.99 set
WK2	1/2" - 20 thread.....	41.99 set

# Wheel Accessories



## 1961-62 Dog Dish Hubcaps

Reproduction hubcaps for 1961-62 full size Chevrolet models. This "Dog Dish" style hubcap features a bright chrome finish with black accents. Very popular on 348-409 vehicles.

14778 1961-62 4 piece..... 429.99 set

New



F230



F220

## Dog Dish Bow Tie Hubcaps

Reproduction dog dish style hubcaps originally for 1967-69 Chevrolet models. These caps are the correct configuration for various Chevrolet models, but can be used on most 1958-80 Chevy applications when a dog dish style cap is desired. Will fit our AS500504, AS500505, or AS500506 5 x 4-3/4" lug pattern factory steel wheels for the ultimate "sleeper look". 4 piece set.

F230 1968-69 style 4 piece..... 379.99 set  
F220 1967 style 4 piece..... 379.99 set



## 1963 Impala Hubcap

Reproduction hubcap for 1963 standard Impala models. This 14" hubcap is made of stainless steel and has the correct argon color. The center emblem is sold separately.

C6312 1963..... 64.99 ea



## 1964 Impala Hubcap

Reproduction hubcap for 1964 standard Impala models. This 14" hubcap is made of stainless steel. The center emblem is sold separately. Center emblem features the correct silver accents and a black center with a silver Bow Tie.

B9276 1964 hubcap..... 64.99 ea



G5691

WV1042A

881176

## 1992-96 Wheel Cap

Replace your missing or damaged wheel caps. For 1992-96 models. Available with Chevrolet Motor Division or Bow Tie center caps.

Note: \*For Rally cap center emblem, black with yellow Bow Tie use 469663.

### Sport Wheel Hubcap

G5691 1992-96 - GM..... 90.99 ea

### Chrome 5 Lug Wheel Caps

#### Individual Wheel Cap

WV1042A\* 1994-96 - repro..... 16.99 ea

#### Set of 4 Wheel Caps

K7003\* 1994-96 - repro w/o inserts... 53.99 set

881176 1994-96 - repro w/inserts... 93.99 set



153471

K151710BK

K151710SV

## 1994-96 Center Hubcaps

Reproduction center hubcaps for 1994-96 Chevrolet Impala models. Each set of 4 plastic caps has a brushed aluminum looking finish with a black center emblem (no logo). Bow Tie center emblems sold separately.

#### Hubcaps

153471 1994-96 set of 4..... 99.99 set

#### Bow Tie Center Emblems

K151710BK 1994-96 black/silver... 15.99 ea

K151710SV 1994-96 silver/black... 14.99 ea



1M5871R

CM1405

CM1405B

## 1958 Wheel Spinners and Emblem

This is a high-quality reproduction accessory wheel spinner for 1958 full size models with full wheel covers. The spinner and emblems have the correct Bow Tie crest emblem center.

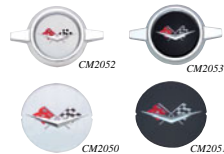
### Wheel Spinners - Set of 4

1M5871R 1958 chrome..... 209.99 set

### Spinner Emblem - Individual

CM1405 1958 red - 4 req..... 19.99 ea

CM1405B 1958 black - 4 req..... 20.99 ea



CM2052

CM2053

CM2050

CM2051

## 1959-60 Wheel Spinners & Emblem

Reproduction wheel cover spinners for 1959-60 models. Available in silver or black cross flag emblem design. Features correctly detailed and painted crossed flags emblems.

### Wheel Spinners - Set of 4


CM2052 1959-60 silver..... 385.99 set

CM2053 1959-60 black..... 385.99 set

### Spinner Emblem - Individual

CM2050 1959-60 silver - 4 req... 44.99 ea

CM2051 1959-60 black - 4 req... 44.99 ea



CM2195

## 1961-62 SS Wheel Cover Spinners

Reproduction wheel cover spinners for 1961-62 models. Each spinner is an exact duplicate of the original featuring Bow Tie logo. Includes mounting discs.

CM2145 1961 set of 4..... 359.99 set

CM2195 1962 set of 4..... 359.99 set

# Wheel Accessories



## 1962-63 Wire Wheel Cover Spinners ⚠️

Reproduction wire wheel cover spinners originally installed on 1962-63 full size Chevrolet models with wire wheels. Sold in a set of 4.

CM2195A 1962-63..... 209.99 set



## 1965-66 Caprice Wheel Spinners and Emblem ⚠️

Reproduction wheel cover spinners and replacement emblem for 1965-66 Caprice models. Features Bow Tie design.

**Wheel Spinners**  
CM2479 1965-66 set of 4..... 398.99 set  
**Spinner Emblem**  
CM2478 1965-66 4 required..... 46.99 ea



## 1965-66 Impala SS Wheel Spinners ⚠️

Reproduction wheel cover spinners and replacement emblem for 1965-66 SS models. Features "SS" logo.

**Wheel Spinners**  
CM2481 1965-66 set of 4..... 398.99 set  
**Spinner Emblem**  
CM2480 1965-66 4 required..... 46.99 ea



## 1961 Standard Wheel Cover Emblem ⚠️

Reproduction wheel cover emblem for 1961 models.  
CM2146 1961..... 48.99 ea



## 1962 Standard Wheel Cover Emblem ⚠️

This is a reproduction wheel cover emblem for 1962 standard models.


CM2196 1962..... 35.99 ea



## 1963-64 SS Wheel Cover Emblem ⚠️

Reproduction wheel cover emblem for 1963-64 Impala SS models.

CM2290 1963 emblem only..... 56.99 ea  
CM2390 1964 emblem only..... 50.99 ea



## 1963-64 Hubcap Center Emblem ⚠️

Reproduction hubcap center emblem for 1963-64 standard Impala models. Manufactured as original with the correct silver accents and a black center with a silver Bow Tie.

C6313 1963..... 29.99 ea  
B9271 1964..... 20.99 ea



## 1967 SS Wheel Cover Emblem ⚠️

Reproduction wheel cover emblem for 1967 SS models.  
CM2695 1967..... 58.99 ea



## 1969-73 Wheel Cover Emblem ⚠️

This is a reproduction wheel cover emblem for 1969-73 standard models.


CM5953 1969-73..... 32.99 ea



## 1969 Center Wheel Cap Assembly ⚠️

Reproduction center wheel cap assembly for 1969 full size models with finned wheel covers. 4-1/4" diameter emblem mounts to your finned wheel cover.

CM5953A 1969..... 76.99 ea



## 1990 Wheel Hubcap and Insert ⚠️

OER® reproduction GM center cap set for 1958-96 full size models. Manufactured from injection molded plastic, this center cap set features the correct original configuration and "Chevrolet" font in silver caps and a black background. Set includes 4 center caps and 4 emblems with peel and stick adhesive backing for easy installation.

**N90 Chrome Set**  
881203 1958-96 8 piece set..... 59.99 set  
**Individual Components**  
14012631 1958-96 hubcap..... 9.99 ea  
14066944 1958-96 insert..... 8.99 ea



## 1994-96 Wheel Cap Insert ⚠️

Replacement wheel cap insert for 1994-96 full size models. Black cap features yellow Bow Tie in the center. Sold individually. 4 required per vehicle.

469665 1994-96..... 16.99 ea

# Wheel Accessories



## Chrome Polara Style Wheel Covers

These chrome Polara style hubcaps provide classic 1950's styling with their chrome die-cast centers with white inserts. Sold in sets of 4. Available only in 15".  
CP500341 15" wheel covers ..... 259.99 set



## Chrome Lancer Wheel Covers

These chrome Lancer hubcaps provide classic 1950's styling with their chrome die-cast centers and black powder coated inserts. Sold in sets of 4.  
CP50032A 14" wheel covers ..... 245.99 set  
CP50032B 15" wheel covers ..... 216.99 set



## Rally Wheel Cap with Bullet Center

Looking for something a little different for your Rally wheels? Try these polished stainless steel Rally caps with bullet centers! Fits original Rally wheels and aftermarket Rally wheels. Sold in a set of 4.  
CP500170 Rally wheel caps ..... 151.99 set



## Chrome Vintage Curb Feelers

Forget running your beautiful wheels into the curb with these vintage coil style curb feelers! Universal fit. Sold as a pair. Get the valve stem cap adapters to use valve stem caps on your curb feelers!  
CP500173 vintage style curb feelers ... 17.99 pr  
CP50016B universal curb feelers ..... 13.99 pr



## Spider Wheel Covers

These Spider wheel covers provide classic 1950's styling to dress-up your classic vehicle. Sold in sets of 4. Choose from a black/white or all white checkered design around the edges. Available in 14" or 15".

14" Covers  
CP50014A white checkered ..... 337.99 set  
15" Covers  
CP50015A white checkered ..... 330.99 set



## Chrome Starburst Wheel Covers

These show quality chrome-plated starburst wheel covers will make your classic ride stand out from the crowd. Sold in sets of 4.

CP50028A 14" wheel covers ..... 98.99 set  
CP50028B 15" wheel covers ..... 92.99 set



## Chrome Fiesta Wheel Covers

These chrome fiesta hubcaps provide classic 1950's styling with their chrome die-cast centers and white checkerboard pattern. Sold in sets of 4. Available in 14" or 15".

CP50016A 14" wheel covers ..... 124.99 set  
CP50016B 15" wheel covers ..... 91.99 set



## Chrome Single Bar Wheel Covers

These chrome single bar wheel covers provide classic 1950's styling with their chrome die-cast centers. Sold in sets of 4. Available in 14" or 15".

CP50059A 14" smooth ..... 64.99 set  
CP50059B 15" smooth ..... 74.99 set  
CP50033A 14" bar only ..... 95.99 set  
CP50033B 15" bar only ..... 109.99 set  
CP50035A 14" bar/bullet ..... 104.99 set  
CP50035B 15" bar/bullet ..... 106.99 set



## Chrome Cross Bar Wheel Covers

These chrome cross bar hubcaps provide classic 1950's styling with their chrome die-cast centers and white inserts. Sold in sets of 4. Available in 14" or 15".

CP50030A 14" wheel covers ..... 275.99 set  
CP50030B 15" wheel covers ..... 235.99 set

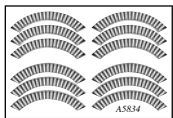


## 5 Lug Spider Caps

These spider caps centers are just the thing to make your 5 lug steel wheels stand out. Die-cast and chrome-plated for a show quality appearance. Includes mounting hardware. Fits most steel wheels. Sold in sets of 4.

KC60194 5 x 4-3/4" ..... 208.99 set  
CP500171 5 x 5" ..... 161.99 set

# Wheel Accessories



shown for illustration purposes only

## 1958 Wheel Cover Decals

Why waste time trying to paint those original wheel covers? This wheel cover decal set for 1958 Chevrolet full size models installs quickly and looks great. Set includes 12 decals for four wheel covers.

A5834 1958..... 77.99 set

## AUTHORIZED NEW!

### Universal 1/4" Wheel Spacer

OER® Authorized 1/4" billet CNC-machined aluminum wheel spacer for 5 x 4-3/4" bolt pattern. These 1/4" wheel spacers provide additional clearance for the installation of wide aftermarket wheels. Sold individually.

Note: Longer wheel studs recommended when using wheel spacers.

K151791 universal 1/4"..... 15.99 ea

## 1969-70 SS Wheel Paint Masking Set

This unique set offers owners the opportunity to do the restoration on their SS style wheels without the expense of going to a professional.

This easy to use set includes 25 paint masks (enough to do 5-spokes per wheel).

WMK2 1969-70 14" wheels..... 14.99 set  
 WMK3 1969-70 15" wheels..... 19.99 set



## Wheel Bolt Center Measuring Template

Accurately measure your wheel lug pattern. Determine the exact bolt center dimension for 4 and 5 lug wheels and hubs. The 4 lug identify 4 x 4-1/2", 4 x 110 mm, 4 x 108mm, 4 x 100mm and 4 x 98mm bolt patterns. The 5 lug identify 4 x 5-1/2", 5 x 5", 5 x 4-3/4", 5 x 4-1/2", and 5 x 4-1/4".

BCT400 4 lug..... 8.99 ea  
 BCT500 5 lug..... 8.99 ea



## "Hex Style" Wheel Center Cap

Designed exactly like the original as a two piece screw-on style cap that includes the ABS center cap, steel retainer and Phillips head screw. Originally installed on American Racing wheels of the 1960's and 70's including the 2005 Daisy wheel, T70, and T70R 5-spoke alloy wheels, but they may fit other aluminum wheels of the era that have a 2-1/2" center bore. Center caps are sold individually. 4 required per vehicle. Cap will accept a 1-3/4" embler.

K676 Hex style cap..... 14.99 ea




## Wheel Center Cap Retainer Set

These custom retainers are used to attach the center ornament to the cast aluminum SS Style wheels #251784: 17"x 8" or #251785: 17"x 9. Sold as a set of 4. Set of 10 screws to fit these retainers sold separately.

251710 set of 4 retainers..... 19.99 set

251715 set of 10 screws - 1/2" long..... 3.99 set



## 1958-72 Wheel Studs

These Grade 8 press-in Moser wheel studs are designed for rear axles with drum brakes. These are a great addition when installing Moser axles on your full size models or just replacing your old wheel studs. Sold as a set of 10. Measures: 7/16" - 20 x 1-3/4", thread 0.480".

M28060 1958-72 zinc..... 21.99 set

M28259 1958-72 black..... 21.99 set



## 1958-75 OE Style Wheel Stud Set

Reproduction wheel stud set for 1958-75 full size models which require 7/16"-20 x 1-1/4" wheel studs. Fits .47" hole. This high-quality lug stud set features 10 original style lug studs with a plain black hardened finish.

G6583K 1958-75 10 piece..... 20.99 set



## 1976-89 Wheel Stud

Original wheel studs for 1976-89 wheels. Used to hold the wheel onto the axle.

1/2"-20 x 1-3/4" G3155 1976-90 rear..... 3.99 ea

7/16"-20 x 1-1/4" A14228 1977-89 front w/11" rotors..... 3.49 ea



## Logo Valve Stem Caps

Valve stem logo caps are a perfect way to add that finishing touch to your wheels. The highly detailed, full color logos are fadeproof and waterproof for years of trouble-free use.

E5030724 blue Bow Tie logo..... 15.99 set

E5030725 red Bow Tie logo..... 15.99 set

E5030727 gold Bow Tie logo..... 15.99 set

E5030720 SS logo..... 15.99 set



## Custom Valve Stem Caps

Looking for something to set your wheels apart from the rest? Looking to add a personal touch to your curb feelers? Look no further than custom valve stem caps. Choose the design that suits your style. Sold as a set of 4.

Dice Style Caps red..... 5.99 set

CP50018A white..... 5.99 set

CP50018C black..... 5.99 set

CP50018D blue..... 5.99 set

8 Ball Style CP50020A black..... 5.99 set

CP50020B chrome..... 10.99 set

Bullet Head Style CP500242..... 9.99 set

Bullet Shell Style CP50057..... 7.99 set

Spike Style CP50056 chrome..... 11.99 set



## Tire Valve Stem

Original style replacement valve stem for all wheels with .453 inch. Each valve stem measures 1-1/4" long.

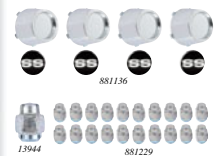
G6578 Genuine GM..... 5.99 ea

A10184 OER® Authorized..... 3.99 ea



WARNING: Cancer and Reproductive Harm - www.P63Warnings.ca.gov

# Wheels & Accessories



## 1969 SS Style Wheel and Accessories

Reproduction SS wheel for 1969 Impala models. Available in OE style finish. Center caps and trim rings sold separately. 5 x 4-3/4" bolt circle.

### SS Style Wheels - Silver

WV418A	1969	14" x 7" - 4-3/8" bs	159.99 ea
WV419A	1969	15" x 7" - 4-3/8" bs	169.99 ea
WV420A	1969	15" x 8" - 4-1/2" bs	174.99 ea

### SS Style Wheels - Chrome

WV418C	1969	14" x 7" - 4-3/8" bs	189.99 ea
WV419C	1969	15" x 7" - 4-3/8" bs	199.99 ea
WV420C	1969	15" x 8" - 4-1/2" bs	229.99 ea

### Trim Rings - Set of 4

A26100	1969	14" x 7"	119.99 set
K9796696R	1969	15" x 7"	86.99 set

### Wheel Ornaments

<i>Chrome Wheel Ornaments without SS Inserts</i>			
A26097	1969	each	17.99 ea

### Wheel Ornament Inserts - SS Emblems

3956772	1969	each	5.99 ea
13946	1969	set of 4	21.99 set

### Wheel Ornament Retainers without Hardware

A26098	1969	each	6.99 ea
R2567	1969	set of 4	27.99 set

### Ornaments, Retainers, and Hardware

153570	1969	without SS inserts	65.99 set
881136	1969	with SS inserts	82.99 set

### Lug Nuts

13944	1969	each	2.99 ea
881229	1969	set of 20	39.99 set

OE

## Aluminum SS Wheels and Accessories

Get the classic look of the steel SS road wheel from various GM models as a lightweight polished alloy! This wheel features a highly polished 5-spoke face and rim with contrasting black painted center. Includes a center cap without insert. 5 x 4-3/4" bolt pattern.



251784

**Important:** 15" wheels use #13944 lug nuts. 17" wheels use #71620 lug nuts. BS = backspace.

**Note:** 15" wheel caps accept 1-3/4" diameter inserts.

### Set of 4 Wheels

R4439	17" x 8"	set of 4	935.99 set
R4440	17" x 9"	set of 4	935.99 set

### Individual Wheels

251784	17" x 8"	4-1/2" bs	256.99 ea
251785	17" x 9"	5" bs	256.99 ea

### Wheel Ornament Inserts - SS Emblems

3956772	1-3/4" dia.	each	5.99 ea
13946	1-3/4" dia.	set of 4	21.99 set

### Lug Nuts

13944	for 15"	each	2.99 ea
881229	for 15"	set of 20	39.99 set
716201	for 17"	set of 5	13.99 set

## 17" Cast Aluminum 5-Spoke Wheel

17" cast aluminum version of the 5-spoke wheels originally available on 1970-81 Z28 models. Gunmetal powder coating with 5 x 4-3/4" bolt pattern. Accepts original style center caps (sold separately).



251780

**Important:** Not compatible with factory lug nuts. Use #716201 lug nuts on these wheels.

**Note:** Wheel sets include four wheels. Polished wheel can be painted. Shipped overweight.

Item #	Size	Offset	Backspace	Price
--------	------	--------	-----------	-------

251780	17" x 8"	0 mm	4-1/4"	256.99 ea
R4441*	17" x 8"	0 mm	4-1/4"	935.99 set
251782	17" x 9"	0 mm	5"	256.99 ea
R4443*	17" x 9"	0 mm	5"	935.99 set

### Acorn Style Lug Nuts

716201	7/16"-20	5 piece	13.99 set
--------	----------	---------	-----------

## 17" Cast Aluminum N90 Wheel

17" cast aluminum version of the N90 wheels originally installed on 1980-81 Z28 and 1986-88 Monte Carlo models with 5 x 4-3/4" bolt pattern. Wheels feature silver powder coating with machined edges and accept original style center caps (sold separately).



**Important:** Not compatible with factory lug nuts. Use #716201 lug nuts on these wheels.

**Note:** Wheel kit includes four wheels. Shipped overweight.

Item #	Size	Offset	Backspace	Price
--------	------	--------	-----------	-------

N901784	17" x 8"	0 mm	4-1/4"	256.99 ea
R4445*	17" x 8"	0 mm	4-1/4"	935.99 kit

### Acorn Style Lug Nuts

716201	7/16"-20	5 piece	13.99 set
--------	----------	---------	-----------

OE AUTHORIZED



PR148781

## 1958-96 IROC Replica Wheel

Bring the classic design of the 1985-87 IROC wheel to your classic car. This 1 piece alloy wheel is available with a machined finished face and gloss black accents or chrome-plated. Includes center cap.

**Important:** All wheels have OE offset.

**Note:** \*Add color code suffix when ordering emblems, available in black (BK) or silver (SV).

<i>Machined/Gloss Black - 5x 4-3/4", 4-1/2" Backspacing</i>			
PR148681	16" x 8"	.....	186.99 ea
PR148781	17" x 8"	.....	214.99 ea
PR148881	18" x 8"	.....	240.99 ea
PR148281	20" x 8"	.....	312.99 ea

<i>Chrome-Plated - 5 x 4-3/4", 4-1/2" Backspacing</i>			
PR148682	16" x 8"	.....	303.99 ea
PR148882	18" x 8"	.....	360.99 ea
PR148282	20" x 8"	.....	448.99 ea



RV28730A

RV57730P

389730C

## Classic 100 Wheel

These Classic 100 wheels by Rev Wheels give you that authentic "in the day" look with today's modern manufacturing, machining, and materials. Choose from anthracite, polished, or chrome finish. Available in 15", 17", 18", and 20" diameters. Includes the center cap. 5 x 5" bolt pattern. Lug nuts sold separately.

**Note:** Shipped overweight.

Item #	Size	Offset	Backspace	Price
--------	------	--------	-----------	-------

<i>Anthracite Center</i>				
RV28730A	20" x 8"	0 mm	4-1/2"	265.99 ea
RV2957315A	20" x 9.5"	+15mm	5-1/4"	287.99 ea

<i>Polished</i>				
RV57730P	15" x 7"	0 mm	4"	133.99 ea

<i>Chrome</i>				
RV57730C	15" x 7"	0 mm	4"	221.99 ea
RV58730C	15" x 8"	0 mm	4-1/2"	223.99 ea
RV89730C	18" x 9"	0 mm	5"	324.99 ea
RV28730C	20" x 8"	0 mm	4-1/2"	376.99 ea
RV2957315C	20" x 9.5"	+15mm	5-1/4"	317.99 ea

# Aftermarket Wheels



RV88610A



RV88610P



RV88610C

## Classic 100 Wheel

These Classic 100 wheels by Rev Wheels give you that authentic "in the day" look with today's modern manufacturing, machining, and materials. Choose from anthracite, polished, or chrome finish. Available in 15", 16", 17", 18", and 20" diameters. Includes the center cap. 5 x 4-3/4" bolt pattern. Lug nuts sold separately.

Item #	Size	Offset	Backspace	Price
<b>Anthracite Center</b>				
RV56610A	15" x 6"	0mm	3-1/2"	117.99 ea
RV57610A	15" x 7"	0mm	4.0"	150.99 ea
RV58610A	15" x 8"	0mm	4-1/2"	157.99 ea
RV77610A	17" x 7"	0mm	4.0"	170.99 ea
RV78610A	17" x 8"	0mm	4-1/2"	172.99 ea
RV79610A	17" x 9"	0mm	5.0"	183.99 ea
RV88610A	18" x 8"	0mm	4-1/2"	177.99 ea
RV89610A	18" x 9"	0mm	4-1/2"	178.99 ea
RV88610A	20" x 8"	0mm	4-1/2"	214.99 ea

Item #	Size	Offset	Backspace	Price
<b>Polished</b>				
RV56610P	15" x 6"	0mm	3-1/2"	140.99 ea
RV57610P	15" x 7"	0mm	4.0"	159.99 ea
RV58610P	15" x 8"	0mm	4-1/2"	168.99 ea
RV77610P	17" x 7"	0mm	4.0"	198.99 ea
RV78610P	17" x 8"	0mm	4-1/2"	207.99 ea
RV79610P	17" x 9"	0mm	5.0"	175.99 ea
RV88610P	18" x 8"	0mm	4-1/2"	233.99 ea
RV88610P	18" x 9"	0mm	4-1/2"	236.99 ea

Item #	Size	Offset	Backspace	Price
<b>Chrome</b>				
RV56610C	15" x 6"	0mm	3-1/2"	231.99 ea
RV57610C	15" x 7"	0mm	4.0"	236.99 ea
RV58610C	15" x 8"	0mm	4-1/2"	193.99 ea
RV77610C	17" x 7"	0mm	4.0"	277.99 ea
RV78610C	17" x 8"	0mm	4-1/2"	280.99 ea
RV79610C	17" x 9"	0mm	5.0"	290.99 ea
RV88610C	18" x 8"	0mm	4-1/2"	320.99 ea
RV89610C	18" x 9"	0mm	5.0"	262.99 ea
RV28610C	20" x 8"	0mm	4-1/2"	376.99 ea
RV295610C	20" x 9.5"	0mm	5-1/4"	317.99 ea

Most popular wheels are listed. Visit us online for additional sizes.



American Racing  
 TORQ-THRUST D

TT4661

## Torq-Thrust D

This classic design from American Racing Wheels burst on the scene way back in 1965 and became the most famous custom wheel of all time. The 1 piece alloy, 5-spoke design is a timeless classic. Get a true nostalgic look when adding a set of these precision machined beauties. Center cap included.

Note: Shipped overweight.

Item #	Size	Offset	Backspace	Price
<b>5 x 4-3/4" Bolt Pattern</b>				
<b>Gray Center/Machined Lip</b>				
TT4661	14" x 6"	-2 mm	3-3/8"	140.99 ea
TT5461	15" x 4-1/2"	-15 mm	2-1/8"	150.99 ea
TT5661	15" x 6"	+4 mm	3-5/8"	152.99 ea
TT5761	15" x 7"	-6 mm	3-3/4"	184.99 ea
TT5861	15" x 8-1/2"	-24 mm	3-3/4"	175.99 ea
TT5161	15" x 10"	-44 mm	3-3/4"	182.99 ea



American Racing  
 TORQUE THRUST II POLISHED WHEEL

TT24761

## Torque Thrust II Polished Wheel

A classic 5-spoke design with a modern flair. This handsome 2 piece alloy wheel comes fully polished and features a spoke design that is more tapered, creating a wider viewing area to unveil the disc brake stopping power behind your Impala. Many sizes to choose from. Includes center cap. Lug nuts sold separately.

Note: Shipped overweight.

Item #	Size	Offset	Backspace	Price
<b>5 x 4-3/4" Bolt Pattern</b>				
TT24761	14" x 7"	0 mm	4"	160.99 ea
TT25761	15" x 7"	-5 mm	3-3/4"	175.99 ea
TT25861	15" x 8"	-18 mm	3-3/4"	177.99 ea
TT25161	15" x 10"	-44 mm	3-3/4"	201.99 ea

Item #	Size	Offset	Backspace	Price
<b>5 x 5" Bolt Pattern</b>				
TT25873	15" x 8"	-18 mm	3-3/4"	177.99 ea

## T.T.O Alloy Wheel

This original straight spoke version of the Torq-Thrust is an icon of vintage and muscle cars throughout America. The T.T.O was originally offered in 1956 and quickly became the most sought after design of its time. Includes center cap.

Item #	Size	Offset	Backspace	Price
<b>5 x 4-3/4" Bolt Pattern</b>				
TT05765	15" x 7"	-6 mm	3-3/4"	161.99 ea
TT05861	15" x 8-1/2"	-24 mm	3-3/4"	175.99 ea



CCS11

CCS13

CCS02

CCS14

## Authorized American Racing Center Cap

The most popular custom wheels for classic muscle cars are now available with logo center caps or spinners.

Note: \*Includes screws.

Center Caps	Price
CCS11 polished dome.....	23.99 ea
CCS12* polished plain.....	21.99 ea
CCS14* chrome plastic cap.....	19.99 ea
CCS15 chrome embossed logo.....	27.99 ea
CCS16 chrome bullet.....	48.99 ea
CCS02 tri-bar spinner.....	139.99 ea

Installation Screws with Allen Wrench	Price
CCS17 mounts one cap.....	3.99 set



## Don't Forget the Hardware!

Classic Industries® now offers a lug nut set for your American racing wheels. All sets include: 20 lug nuts, 4 valve stems, 4 wheel locks, and a key.

WK4	7/16"-20 thread.....	41.99 set
WK5	1/2"-20 thread.....	41.99 set
WK6	12mm x 1.5 thread.....	41.99 set

## Superlite Wheel

The Superlite race wheel puts you back in the heart of the Trans Am Era. Pony car racing! These are a gravity cast, high-quality aluminum which is then heat and aged treated to T6 specification. Includes cap. Lug nuts sold separately.



Item #	Size	Offset	Backspace	Price
<b>5 x 4-3/4" Bolt Pattern</b>				
TA9158240	15" x 8"	0 mm	4"	303.99 ea
TA9158245	15" x 8"	0 mm	4-1/2"	303.99 ea
TA91795250	17" x 9-1/2"	0 mm	5-1/2"	410.99 ea

Item #	Price
<b>Lug Nuts</b>	
WK55 includes sixteen 7/16"-20 x 1.88" bulged with 3/4" head lug nuts, wheel lock set, and valve stems.	
WK56 includes sixteen 1/2"-20 x 1.88" bulged with 3/4" head lug nuts, wheel lock set, and valve stems.	
7/16"-20 x 1.88" Bulged with 3/4" Head	
WK555 set of 5.....	8.99 set
WK55 set of 20.....	41.99 set
1/2"-20 x 1.88" Bulged with 3/4" Head	
WK56 set of 20.....	41.99 set

# Era Correct Custom Wheels



## Magnum 500 Alloy Wheel

The Legendary Magnum 500 alloy wheel is the ultimate expression of the nostalgic muscle car attitude. This iconic design is enhanced with precision aluminum alloy construction and CNC-machined details for a show winning look. These wheels feature a gloss black and machined finish that is clear coated for a long-lasting durable shine. 5 x 4-3/4" bolt pattern. Center caps, valve stems, and lug nuts sold separately.

**Note:** \*For rear wheel only. Will not clear most front suspensions.

Item #	Size	Offset	Backspace	Price
A95500750	15" x 7"	7.0mm	4-1/2"	203.99 ea
A95508570*	15" x 8"	7.4mm	4-3/4"	214.99 ea
A95608570	16" x 8" 0mm	0mm	4-1/2"	214.99 ea

### Center Caps

Legendary Wheel Company center caps are die-cast with precision for a perfect fit and a show quality finish. Each emblem is its own work of art with unparalleled detail and correct accent colors. This Super Sport center cap is modeled after the original caps equipped on 1969-70 GM A-Body models. They utilize an easy-to-install mounting system designed to work exclusively on Legendary wheels that eliminates the risk of caps getting loose or being stolen. Sold individually.

A95500110 chrome SS cap..... 31.00 ea

### Lug Nuts

Lug nut for these wheels are chrome E/T Conical, 7/16" - 20, 3/4" Hex head.

A95500111 7/16" - 20 individual..... 3.99 ea

### Valve Stems

Set of 4 chrome valve stems.

A95500116 chrome 4 piece..... 8.99 set

**New!** **Old**



## Magnum 500 Alloy Wheels

OER® Magnum 500 alloy wheel for Chevrolet full size models. Features an iconic design rich in automotive history but is enhanced with more modern precision aluminum alloy construction and CNC-machined details for a show winning look and retro vintage style. Lug Pattern: 5 x 4-3/4".

**Note:** Center caps and lug nuts sold separately.

WT12735Z 15" x 7" 4-1/4" BS..... 189.99 ea



## Smoothie Wheel

The ultimate nostalgic wheel, the chrome smoothie provides a look like no other. It is often used with whitewalls and baby moons. A chrome moon center cap is included with each wheel, but with a little ingenuity, this wheel can provide many different looks for your vehicle. Available in a variety of different sizes. Lug nuts sold separately.

**5 x 4-1/2", 5 x 4-3/4"**

Item #	Size	Offset	Backspace	Price
3134605P	14" x 6"	7mm	3-3/4"	156.99 ea
3134705	14" x 7"	6mm	4"	172.66 ea
3135605P	15" x 6"	7mm	3-3/4"	167.99 ea
3135705P	15" x 7"	3mm	4-1/8"	184.99 ea
3135805	15" x 8"	-15mm	4-1/4"	179.99 ea
3135853	15" x 8"	-15mm	4-1/4"	179.99 ea
3135105	15" x 10"	-38mm	4-1/4"	196.99 ea

**5 x 5", 5 x 5-1/2"**

Item #	Size	Offset	Backspace	Price
3135653P	15" x 6"	7 mm	3-3/4"	167.99 ea
3135733P	15" x 7"	3 mm	4-1/8"	184.99 ea
3135853	15" x 8"	-15 mm	4-1/4"	179.99 ea
3135153	15" x 10"	-38 mm	4-1/4"	206.99 ea



## Center Cap for Smoothie Wheels

This cap is made exclusively for smoothie wheels, will not fit Rally wheels. Available in chrome or stainless steel. Sold individually or in a set of 4.


**Note:** \*With Bow Tie Logo.

### Police Style Caps

WK1003C	chrome	individual.....	20.99 ea
WK1003B*	chrome	individual.....	26.99 ea
WR1003C	chrome	set of 4.....	71.99 set
WK1003S	stainless	individual.....	27.99 ea

### Baby Moon Caps

WK1009	chrome	individual.....	15.99 ea
WR1009	chrome	set of 4.....	53.99 set



## Lug Nut Set for Smoothie Wheels

Classic Industries™ now offers a lug set for your smoothie wheels. A perfect set to purchase if your lug nuts are stripped, worn out, or rusted. All sets include: 16 lug nuts, 4 valve stems, 4 wheel locks, and a key.

WK1	7/16" - 20 thread.....	41.99 set
WK2	1/2" - 20 thread.....	41.99 set
WK3	12mm x 1.5 thread.....	41.99 set

## S/S Super Sport Wheel

The Cragar S/S wheel was first introduced in 1964. By 1974 the Cragar S/S had become one of the most popular wheels of the muscle car era. Because it was chrome-plated rather than polished aluminum, it held its shine and was easier to keep clean.

Instead of requiring time consuming polishing, the Cragar S/S was ready to show with a simple honing off and wiping down. Available in a variety of sizes and configurations, these wheels are now back in vogue with muscle car enthusiasts who prefer a custom look, but wish to keep their vehicle "period correct". Chrome aluminum center cap is included with each wheel. Lug nuts sold separately.



**14" Wheels - 5x4-1/2", 4-3/4", 5" Multi-Bolt Pattern**


Item #	Size	Offset	Backspace	Price
61164	14" x 6"	-3mm	3-3/8"	276.99 ea
61714	14" x 7"	3mm	4-1/8"	256.99 ea

**15" Wheels - 5x4-1/2", 4-3/4", 5" Multi-Bolt Pattern**

Item #	Size	Offset	Backspace	Price
61615	15" x 6"	-3mm	3-3/8"	283.99 ea
61715	15" x 7"	3mm	4-1/8"	283.99 ea
61815	15" x 8"	-6mm	4-1/4"	291.99 ea
61015	15" x 10"	-32mm	4-1/4"	330.99 ea

**17" Wheels - 5x4-3/4" Bolt Pattern**

Item #	Size	Offset	Backspace	Price
61734	17" x 7"	-6mm	3-3/4"	455.99 ea
617834	17" x 8"	-25mm	3-1/2"	455.99 ea
617834P	17" x 8"	0mm	4-1/2"	455.99 ea
617934	17" x 9"	-12mm	4-1/2"	468.99 ea
617934P	17" x 9"	12mm	5-1/2"	447.99 ea



## Mag Lug Nut Set for 14" and 15" Cragar S/S 81 Series Wheels

Lug nut sets include: 20 SS mag lug nuts, 20 center drilled, 20 offset drilled Cragar mag washers, 1 lock set, and 2 valve stems. For all 14" and 15" Cragar S/S wheels.

WK25	7/16" SS mag lugs.....	41.99 set
WK26	1/2" SS mag lugs.....	41.99 set
WK95	12mm x 1.5 SS mag lugs.....	43.99 set
WK28	14mm x 1.5 SS mag lugs w/o locks.....	41.99 set



## Acorn Lug Nut Sets for 17" Cragar S/S 81 Series Wheels

Lug nut set include: 20 bulged acorn lug nuts, 1 lock set and 4 valve stems. Designed to mount all 17" Cragar S/S wheels.

WK55	7/16" bulged acorn lugs.....	41.99 set
WK56	1/2" bulged acorn lugs.....	41.99 set
WK57	12mm x 1.5 bulged acorn lugs.....	41.99 set



# Era Correct Custom Wheels



## Cragar S/S Center Caps or Spinners

Replace your missing or damaged center cap with an original Cragar cap or dress-up your Cragar wheels with a new set of Cragar spinner caps.

090952 spinner set for S/S wheel..... 89.99 ea  
9090 center cap for S/S wheel..... 27.99 ea



## Cragar 32 Series Keystone Classics

If your vehicle is a 1960-70's model, chances are it came with narrow wheels and tiny bias ply tires. By the mid-1960's, aftermarket wheel swaps were commonplace among car enthusiasts. One of the most widely chosen aftermarket wheels available during the muscle car era was the Cragar Keystone Classic. Popular for their composite design, the chrome-plating on the Keystone Classics made them much easier to clean than aluminum or mag wheels because they required no polishing. Cleaning them was a breeze by just hosing them down and wiping them off. These wheels are now back in vogue with muscle car enthusiasts who prefer a custom look, but wish to keep their car "period correct". Chrome center cap is included with each wheel. Lug nuts sold separately.

Item #	Size	Offset	Backspace	Price
325799	15" x 7"	-6mm	3-3/4"	321.99 ea
325899	15" x 8"	-16mm	3-7/8"	321.99 ea



## Mag Lug Nut Set for

### 32 Series Keystone Classic Wheels

Lug nut sets include: 20 SS mag lug nuts, 20 center drilled, 20 offset drilled Keystone mag washers, 1 lock set, and 4 valve stems.

WK38 7/16" SS mag lugs..... 41.99 set  
WK39 1/2" SS mag lugs..... 41.99 set  
WK40 12mm x 1.5 SS mag lugs..... 43.99 set



## Keystone Classic Replacement Center Cap

Replace your missing or damaged center cap with an original Cragar cap or dress-up your Cragar wheels with a new set of Cragar spinner caps.  
KC0271 for Keystone Classic wheel..... 27.99 ea



## Cragar 390 Street Pro

The style of the Cragar Street Pro is reminiscent of the Halibrand Sprint which was made famous on the circle track cars of the 60's. The similarities stop there, however. Unlike the Halibrand which was made of magnesium and required constant polishing to retain its shine, the Cragar street pro is manufactured of a chrome-plated steel rim with a chrome-plated aluminum center. The price of original 60's era Halibrands has been pushed up by collectors and the new Halibrand wheels are also very pricey. So, if you'd like the look of a legend at about 1/4 of the price, the Cragar Street Pro is definitely the way to go. Chrome center cap is included with each wheel. Lug nuts sold separately.

Item #	Size	Offset	Backspace	Price
<b>15" Wheels - 5 x 4-1/2", 4-3/4" Dual Bolt Pattern</b>				
3905605	15" x 6"	-28mm	2-5/8"	372.99 ea
3905705	15" x 7"	-12mm	3-1/2"	372.99 ea
3905805	15" x 8"	-6mm	4-1/4"	379.99 ea
3905105	15" x 10"	-32mm	4-1/4"	386.99 ea
<b>17" Wheels - 5 x 4-1/2", 4-3/4" Dual Bolt Pattern</b>				
3907805P	17" x 8"	-6mm	4-1/4"	437.99 ea
3907905	17" x 9"	-12mm	4-1/2"	440.99 ea
3907905P	17" x 9"	6mm	5-1/4"	440.99 ea
<b>17" Wheels - 5 x 5" Dual Bolt Pattern</b>				
3907857P	17" x 8"	-6 mm	4-1/4"	229.99 ea



## Lug Nut Set for 390 Street Pro Wheels

All lug nut sets listed below include: 20 OE flanged lug nuts, 1 lock set, and 4 valve stems.

WK12 7/16" OE flanged lugs..... 41.99 set  
WK13 1/2" OE flanged lugs..... 41.99 set  
WK14 12mm x 1.5 OE flanged lugs..... 41.99 set  
WK15 14mm x 1.5 OE flanged lugs..... 41.99 set



## Cragar 390 Street Pro Replacement Center Cap

Replace your missing or damaged center cap with an original Cragar cap or dress-up your Cragar wheels with a new set of Cragar spinner caps.  
390SK spinner cap for Street Pro..... 141.99 ea



## American Racing Outlaw

In the 1980's the modular wheel became the hot ticket on any late 70's or 80's muscle car. The wheels were called modular because they consisted of 3 elements: an aluminum wheel center (in various styles), an inner rim, and an outer rim. The combination of these "modules" allowed for an unlimited range of possibilities when it came to wheel specifications. The true modulars, however, where a bit pricey for the average Joe. This soon led to an influx of modular copies and 1 piece wheels built with a modular look. This modular style wheel is manufactured by American Racing. It comes clear coated and includes center cap. It's a good choice if you're looking for a period correct wheel design at a great price.

5 x 4-3/4"				
Item #	Size	Offset	Backspace	Price
OL4761	14" x 7"	0mm	4"	144.99 ea
OL5761	15" x 7"	-6mm	3-3/4"	165.99 ea
OL5161	15" x 10"	-38mm	4"	183.99 ea
5 x 5"				
Item #	Size	Offset	Backspace	Price
OL5773	15" x 7"	-6 mm	3-3/4"	165.99 ea
OL5873	15" x 8"	-19 mm	3-3/4"	169.99 ea
OL5173	15" x 10"	-38 mm	4"	183.99 ea

# Wheel Accessories

**New!** **OEM AUTHORIZED**



N980172

N980171

## 1958-71 Conical Seat Lug Nut

Reproduction lug nuts for 1958-71 Chevrolet full size models. Use when mounting later style aluminum wheels on models that require American thread lug nuts. Each lug nut features the external thread to provide for the cosmetic screw-on plastic caps.

7/16"-20 Thread	gold	individual.....	2.99 ea
N980171	gold	set of 20.....	38.99



## 1958-81 OE Diamond Logo Lug Nut Set

Reproduction wheel lug nut set for 1958-81 full size models which require 7/16"-20 lug nuts. This high-quality lug nut set includes 20 original style lug nuts (with the 3 diamond logos) and correct electrolytic zinc and wax finish.

G5060K	1958-81	20 piece.....	36.99 set
--------	---------	---------------	-----------

**OEM AUTHORIZED New!**

## 1958-81 7/16"-20 High Crown Chrome Acorn Style Lug Nut Set

Reproduction early design high crown acorn lug nuts used with all 1967-81 Pontiac Rally I wheels, Rally II or Honeycomb wheels. Also used with 1969-70 Chevrolet SS Style and 1970-81 Z28 5-spoke wheel as well as Magnum 500 wheels and other popular wheels of the era. The design of the nut has been improved for longevity. Rather than having a chrome or stainless steel cap as originally designed, this nut is solid in design to prevent splitting or damaging the nut when using an impact wrench to tighten lugs. Sold as a set of 20.

DK79	58-81	set of 20.....	54.99 set
------	-------	----------------	-----------



24132

**New!** **OEM AUTHORIZED**

## 1958-96 Wheel Lock Lug Nut Set

This specially designed McGard nut wheel lock set is made to last a lifetime. Each lug nut lock is chrome-plated and case hardened completely through. The thread strength meets or exceeds OEM specifications Sets include 4 locks and key. Made in USA.

Chrome	24132	1958-89	7/16"-20.....	22.99 set
	24137	1991-96	12mm x 1.5.....	24.99 set
Black	24026	1991-96	12mm x 1.5.....	33.99 set



64001

64015

**New!** **OEM AUTHORIZED**

## 1958-96 Wheel Lug Nut

This specially designed McGard nut and lock set is made to last a lifetime. Each nut is identified by size directly on the head, chrome-plated and case hardened completely through. The thread strength meets or exceeds OEM specifications. Sets include 4 nuts.

1/2"-20 - Chrome	1968-20	13/16" Hex.....	12.99 set
7/16"-20 - Chrome	1968-20	3/4" Hex.....	17.99 set
64001	1958-90	13/16" Hex.....	7.99 set
64011	1958-90	3/4" Hex.....	17.99 set
12mm x 1.5 - Chrome	1991-96	13/16" Hex.....	15.99 set
64002	1991-96	3/4" Hex.....	14.99 set
64012	1991-96	3/4" Hex.....	14.99 set
12mm x 1.5 - Black	1991-96	3/4" Hex.....	17.99 set
64015	1991-96	3/4" Hex.....	17.99 set

**New!** **OEM AUTHORIZED**



WL700101 A1014 12675 A9550110

## 1971-96 GM Standard Lug Nuts

Reproduction lug nuts for 1971-96 Chevrolet full size models. These standard style 3/4" Hex head lug nuts are uncapped nuts that fit a wide variety of steel wheel applications where a hubcap covers the nut or where cosmetic appearance of the nut is not an issue and a capped nut or acorn nut is not needed.

<b>Individual Lug Nuts</b>			
WL700101	universal	7/16"-20.....	.99 ea
A1014	1971-75	1/2"-20.....	.99 ea
12675	universal	12mm x 1.50mm.....	.99 ea
A9550110	1991-96	12mm x 1.50mm.....	2.99 ea
<b>5 Piece Lug Nut Set</b>			
WL700105	universal	7/16"-20.....	3.99 set
<b>20 Piece Lug Nut Set</b>			
WL700120	universal	7/16"-20.....	17.99 set
R5143	universal	12mm x 1.50mm.....	17.99 set
K81199	1991-96	12mm x 1.50mm.....	53.99 set



K64000

## Lug Nuts and Locks

Each nut is identified by size directly on the head, chrome-plated and case hardened completely through. The thread strength meets or exceeds OEM specifications. Sets include 4 locks and 16 nuts.

13/16" Hex Head Lug Nuts			
K64000	1/2"-20 thread	chrome.....	73.99 set
K64001	7/16"-20 thread	chrome.....	64.99 set
K64002	12mm-1.5 thread	chrome.....	78.99 set
3/4" Hex Head Lug Nuts			
K64010	1/2"-20 thread	chrome.....	80.99 set
K64011	7/16"-20 thread	chrome.....	85.99 set
K64012	12mm-1.5 thread	chrome.....	79.99 set
K64015	12mm-1.5 thread	black.....	99.99 set

**7/16"-20 Stainless Steel Capped Acorn Style Lug Nut Set** **New!**

OER® correct reproduction late design low crown acorn lug nuts used with all 1967-81 Pontiac Rally I wheels, Rally II or Honeycomb wheels. Also used with 1969-70 Chevrolet SS Style and 1970-81 Z28 5-spoke wheel as well as Magnum 500 wheels and other popular wheels of the era. The design of the nut is the same as the original with a stainless steel cap over steel nut construction. Will install on original or reproduction wheels.



<b>Individual Lug Nuts</b>			
13944	universal	7/16"-20.....	2.99 ea
<b>20 Piece Lug Nut Set</b>			
881229	universal	7/16"-20.....	39.99 set

**New!** **OEM AUTHORIZED**



K151800

K151790

## Acorn OEM Bulge Style Wheel Lug Nut

OER® 1 piece acorn lug nuts are for the R15 style aluminum wheel or any aluminum wheel designed to use a factory style acorn nut. Available in standard and extended length, which gives the additional thread depth coverage that is necessary when running the wheels on the front of the vehicle with 25° spacers for wheel clearance. Sold individually or in a 10 piece set.

<b>For Use without Spacers</b>			
K151800	1991-92	7/16"-20.....	1.99 ea
K8717	1991-92	7/16"-20 - 10 pc.....	9.99 set
K151801	1991-92	12mm-1.5.....	1.99 ea
K8126	1991-92	12mm-1.5 - 10 pc.....	9.99 set

<b>For Use with 1/4" Spacers</b>			
K151789	1991-92	7/16"-20.....	1.99 ea
K8716	1991-92	7/16"-20 - 10 pc.....	11.99 set
K151790	1991-92	12mm-1.5.....	1.99 ea
K8125	1991-92	12mm-1.5 - 10 pc.....	11.99 set



WK43

**New!** **OEM AUTHORIZED**

## Steel Wheels Lug Nut Set

Lug nut sets include: 20 chrome acorn lug nuts, wheel lock set, and 4 valve stems.

WK41	7/16" lugs.....	41.99 set
WK43	12mm x 1.50 lugs.....	41.99 set

**New!** **OEM AUTHORIZED**

## RH Chrome Lug Nut

Keep your wheels secure and looking great with a brand new set of lug nuts. These chrome finished acorn style lug nuts feature 7/16"-20 thread and 13/16" overall Hex heads are available in RH thread. Sold individually.



WK81R	1960-76	RH.....	2.99 ea
-------	---------	---------	---------

# Reproduction Tires



Radial Oval Tire

Firestone Wide Oval Radial tire a product that will bridge the gap between authentic bias ply tires and modern radials. The raised white letter version, seen here, features correct sidewall markings, even down to the correct size of the letters.

C54880	FR70-14	raised white letter	376.99	ea
C55280	GR70-14	raised white letter	402.99	ea
C62490	FR70-15	raised white letter	439.99	ea
C62510	FR60-15	raised white letter	508.99	ea
C62680	GR70-15	raised white letter	448.99	ea
C54890	FR70-14	red line	376.99	ea
C55290	FR70-14	red line	402.99	ea
C62500	FR70-15	red line	423.99	ea
C62690	GR70-15	red line	448.99	ea

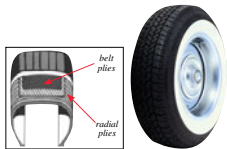


Classic Red Line Radial Tire

Classic Industries<sup>®</sup> is pleased to offer these reproduction style red line radial tires designed to give the appearance of an original tire. Each tire is new and offers a great way to retain originality. Poly/steel construction offers strength.

*Note: Wheel not included. Tires must be prepaidd.*  
*Shipped overseas.*

P20575R14R	radial	205/75-14	365.99	ea
------------	--------	-----------	--------	----



Classic Whitewall Radial Tire

Classic Industries<sup>®</sup> now offers reproduction whitewall radial tires designed to give the appearance of an original tire. Each tire is new and offers a great way to retain originality.

*Note: Wheel not included. Tires are special order and must be prepaidd. Shipped overseas.*

P20575R14W	radial	205/75-14	248.99	ea
P22575R14W	radial	225/75-14	277.99	ea
P22575R15W	radial	225/75-15	262.99	ea



Firestone Wide Oval Tires are Back!

These tires are manufactured from the original molds to bring you the highest quality muscle car tire available. Each tire features a 2 + 2 construction (2-ply polyester and 2-ply fiberglass). Available in raised white lettering, featuring the words Firestone and Wide "O" Oval, red lines, or pinstripe whitewall.

*Note: Tires must be prepaidd. Shipped overseas.*

Part #	Tire Size	Tread	Cross Sect.	Price
<b>Raised White Letter</b>				
T54850	F70 x 14"	6.67"	8.30"	363.99 ea
T55250	G70 x 14"	6.92"	8.75"	394.99 ea
T62480	F60 x 15"	8.75"	9.20"	454.99 ea

<b>Pinstripe</b>				
T54860	F70 x 14"	6.67"	8.30"	334.99 ea

Part #	Tire Size	Tread	Cross Sect.	Price
<b>Red Line (Wide Track)</b>				
T54690	E70 x 14"	6.38"	8.05"	348.99 ea
T54660	D70 x 14"	6.21"	7.85"	327.99 ea
T62470	F70 x 15"	6.71"	8.35"	410.99 ea
T62500	G70 x 15"	6.50"	8.50"	373.99 ea



Goodyear Quality with a Nostalgic Appearance

These Goodyear tires are produced with exact specifications offering the highest quality while maintaining complete originality! Now you can own the original Polyglas Goodyear tires, and because they are made from the same mold as the originals, you can count on the quality. Perfect for classic wheel types such as Rally wheels!

*Important: QW-1 Speedway Wide Tread.*

*Note: Tires must be prepaidd. Shipped overseas.*

Part #	Tire Size	Description	Price
<b>Raised White Letter</b>			
GYE7014	E70 x 14"	2/2 Polyglas	355.99 ea
GYE7014	F70 x 14"	2/2 Polyglas	375.99 ea
GYE7015W	E70 x 15"	QW-1 4 ply	512.99 ea
GYE7015	F70 x 15"	2/2 Polyglas	453.99 ea
GYE6015	F60 x 15"	2/2 Polyglas GT	440.99 ea
GYE6015	G60 x 15"	2/2 Polyglas GT	504.99 ea
GYE7015	G70 x 15"	2/2 Polyglas GT	419.99 ea

Part #	Tire Size	Description	Price
<b>350 Red Line</b>			
GYE7014R	E70 x 14"	custom wide	381.99 ea
GYE7014R	F70 x 14"	custom wide	405.99 ea
GYE7014WR	F70 x 14"	QW-1 4 ply	389.99 ea
GYE7014R	G70 x 14"	custom wide	449.99 ea
GYE7015R	F70 x 15"	custom wide	429.99 ea
GYE7015WR	F70 x 15"	QW-1 4 ply	442.99 ea
GYE7015R	G60 x 15"	2/2 Polyglas GT	503.99 ea

- 14 and 15" rim diameters
- 70 series available
- S-Speed rated (112 MPH)
- All season tread
- High tech tread design
- Backed by our life of the tread warranty
- U.S. DOT - approved for all U.S. highways
- ECE approved - meets or exceeds all requirements for the European community



BF Goodrich Silvertown Radial Tire

Classic Industries<sup>®</sup> offers these reproduction BF Goodrich Radial T/A Poly/Steel tires for various classic American cars. Each tire is manufactured to original specifications, is S-Speed rated and U.S. DOT approved for use on all U.S. highways. With its grippy all-season tread design and original style raised white letters, these tires will give both authenticity and safety to your classic car.

*Note: Wheel not included. Tires must be prepaidd.*

Tire Size	Tread	Section	Diam.	Price
<b>3/8" - Red Line</b>				
P20570R14RL	5.80"	8.00"	26.10	350.99 ea
P21570R14RL	6.40"	8.70"	25.90	367.99 ea
P22570R14RL	6.70"	8.90"	26.30	367.99 ea
P21570R15RL	6.40"	8.70"	26.90	360.99 ea
P22570R15RL	6.70"	9.00"	27.40	367.99 ea
P23570R15RL	7.080"	9.50"	28.00	388.99 ea

<b>3/8" - White Line</b>				
P21570R14WL	6.40"	8.70"	25.90	360.99 ea
P21570R15WL	6.40"	8.70"	26.90	388.99 ea
P22570R15WL	6.70"	9.00"	27.40	427.99 ea

- 14 and 15" rim diameters
- S-Speed rated (112 MPH)
- U.S. DOT approved for all U.S. highways
- ECE approved - meets or exceeds all requirements within the European community
- All season tread design



BF Goodrich Radial T/A Tire

Classic Industries<sup>®</sup> offers these reproduction BF Goodrich Radial T/A tires for various classic American cars. Each tire is manufactured to original specifications, is S-Speed rated and U.S. DOT approved for use on all U.S. highways. With its grippy all-season tread design and original style raised white letters, these tires will give both authenticity and safety to your classic car.

*Note: Wheel not included. Tires must be prepaidd.*

Tire Size	Description	Section	Tread	Price
P20570R14T	5.0"-7.0"	8.2"	25.4"	161.99 ea
P21570R14T	5.5"-7.0"	8.7"	25.9"	163.99 ea
P22570R14T	6.0"-7.5"	9.0"	26.5"	165.99 ea
P23560R14T	6.5"-8.5"	9.5"	25.1"	181.99 ea
P21560R15T	6.0"-7.5"	8.7"	25.2"	190.99 ea
P21560R15T	6.0"-7.5"	8.7"	26.0"	165.99 ea
P22560R15T	6.0"-8.0"	9.0"	25.6"	185.99 ea
P23560R15T	6.5"-8.5"	9.5"	26.1"	194.99 ea
P23570R15T	6.0"-8.0"	9.5"	28.0"	185.99 ea

**OER AUTHORIZED**

By *U.S. Radiator*

**COPPER/BRASS  
CONSTRUCTION**



CRD1203A



CRD1033A



**1958-76 OEM Style Replacement**

OER<sup>®</sup> Authorized radiators are manufactured from durable copper and brass materials and are designed to meet or exceed original cooling specifications. Features original style stamped tanks with 1/2" tube on 9/16" centers. OER<sup>®</sup> Authorized radiators mount correctly using original style brackets or top panels. Dimensions are for radiator core only.

**No Exchange Required!  
No Core Charge!**

*Important:* Radiators for 1965-70 models with automatic transmissions are available with 12-1/2" cooler line fitting spacing only.

*Note:* Fan shrouds, fan shroud brackets, radiator petcock, radiator cap, and shroud mounting clips are available separately. Due to dimensional differences, fan shrouds are not interchangeable between air conditioned models and non-air conditioned models. All radiators are shipped oversize.

**1958-60**

**3 Row**

15-1/2" x 25-1/2"			
CRD1063A	1959-60	L6-23S	AT... 618.99 ea
CRD1063S	1959-60	L6-23S	MT... 581.99 ea

15-5/8" x 25-1/4" x 1-1/4"			
CRD1073A	1959-60	V8-283	AT... 693.99 ea

17-1/2" x 25-1/2"			
CRD1073S	1959-60	V8-283	MT... 581.99 ea
CRD1083A	1959-60	V8-348	AT... 618.99 ea
CRD1083S	1959-60	V8-348	MT... 581.99 ea

18" x 19-1/4"			
CRD1043A	1958	V8-283	AT... 658.99 ea
CRD1043S	1958	V8-283	MT... 621.99 ea

19-3/4" x 19-1/4"			
CRD1033A	1958-60	L6-23S	AT... 658.99 ea
CRD1033S	1958	L6-23S	MT... 621.99 ea
CRD1053A	1958	V8-348	AT... 658.99 ea
CRD1053S	1958	V8-348	MT... 621.99 ea
CRD1053S	1958	V8-348	MT... 621.99 ea

**Radiators**



CRD1273A

CRD1373S



CRD1404S

CRD1454A

**4 Row**

17-1/2" x 25-1/2"			
CRD1084A	1959-60	V8-348	AT... 693.99 ea
CRD1084S	1959-60	V8-348	MT... 657.99 ea

**1961-63**

**3 Row**

15-1/2" x 23-1/2"			
CRD1093A	1961-63	23S, 283	AT... 608.99 ea
CRD1093S	1961-63	23S, 283	MT... 572.99 ea
CRD1093A	1961-63	V8-283	AT... 608.99 ea
CRD1093S	1961-63	V8-283	MT... 572.99 ea

17-1/2" x 25-1/2"			
CRD1103A	1961-63	283, 327	AT... 618.99 ea
CRD1103S	1961-63	283, 327	MT... 581.99 ea

17-1/2" x 23-1/2"			
CRD1113A	1961-63	V8-409	AT... 618.99 ea
CRD1113S	1961-63	V8-409	MT... 581.99 ea

**4 Row**

15-1/2" x 25-1/2"			
CRD1282S	1961-63	V8-409	MT... 908.99 ea

17-1/2" x 23-1/2"			
CRD1114A	1961-63	V8-409	AT... 693.99 ea
CRD1114S	1961-63	V8-409	MT... 657.99 ea

17-1/2" x 25-1/2"			
CRD1094A	1961-63	V8-409	AT... 908.99 ea
CRD1094S	1961-63	V8-409	MT... 877.99 ea

**1964-65**

**3 Row**

15-1/2" x 23-1/2"			
CRD1173A	1964-65	L6 230	AT... 608.99 ea
CRD1173S	1964-65	L6 230	MT... 572.99 ea
CRD1183A	1964	283, 327	AT... 608.99 ea
CRD1183S	1964	283, 327	MT... 572.99 ea
CRD1223A	1965	283, 327	AT... 618.99 ea

17-1/2" x 25-1/2"			
CRD1193A	1964	283, 327	AT... 618.99 ea
CRD1193S	1964	283, 327	MT... 581.99 ea
CRD1203A	1964	V8-409	AT... 618.99 ea
CRD1203S	1964	V8-409	MT... 581.99 ea
CRD1233A	1965	283, 327	AT... 569.99 ea
CRD1233S	1965	283, 327	MT... 581.99 ea
CRD1243S	1965	V8-409	AT... 581.99 ea
CRD1243S	1965	V8-409	MT... 581.99 ea
CRD1243S	1965	396, 409	AT... 581.99 ea
CRD1243S	1965	396, 409	MT... 581.99 ea

**4 Row**

17-1/2" x 25-1/4"			
CRD1214A	1964	409	AT... 693.99 ea
CRD1214S	1964	409	AT... 657.99 ea

17-1/2" x 25-1/2"			
CRD1204A	1964	V8-409	AT... 693.99 ea
CRD1204S	1964	V8-409	MT... 657.99 ea
CRD1305S	1964	409	MT... 797.99 ea
CRD1244A	1965	V8-409	AT... 693.99 ea
CRD1244S	1965	396, 409	MT... 657.99 ea
CRD1254S	1965	V8-427	AT... 693.99 ea
CRD1254S	1965	V8-427	MT... 657.99 ea
CRD1244A	1965	396, 409	AT... 693.99 ea
CRD1244S	1965	396, 409	MT... 657.99 ea

**1966-67**

**3 Row**

15-1/2" x 23-1/2"			
CRD1273A	1966-67	L6	AT... 608.99 ea
CRD1273S	1966-67	L6	MT... 572.99 ea
CRD1283A	1966	283, 327	AT... 608.99 ea
CRD1283S	1966	283, 327	MT... 572.99 ea
CRD1475A	1966	283, 327	AT... 695.99 ea
CRD1475S	1966	283, 327	MT... 657.99 ea
CRD1363A	1967	283, 327	AT... 608.99 ea
CRD1363S	1967	283, 327	MT... 572.99 ea

17-1/2" x 25-1/2"			
CRD1303A	1966	283, 327	AT... 618.99 ea
CRD1303S	1966	283, 327	MT... 581.99 ea
CRD1293A	1966	283, 327	AT... 618.99 ea
CRD1293S	1966	283, 327	MT... 581.99 ea
CRD1303A	1966	396	AT... 618.99 ea
CRD1303S	1966	396	MT... 581.99 ea
CRD1373A	1967	283, 327	AT... 618.99 ea
CRD1373S	1967	283, 327	MT... 581.99 ea
CRD1383A	1967	396	AT... 618.99 ea
CRD1383S	1967	396	MT... 581.99 ea

**4 Row**

15-1/2" x 23-1/2"			
CRD1476A	1966	283,327	AT... 834.99 ea
CRD1476S	1966	283,327	MT... 797.99 ea

17-1/2" x 25-1/2"			
CRD1304A	1966	396	AT... 618.99 ea
CRD1304S	1966	396	MT... 657.99 ea
CRD1384A	1967	396	AT... 693.99 ea
CRD1384S	1967	396	MT... 657.99 ea

17-1/2" x 28-3/8"			
CRD1479A	1966	283,327	AT... 834.99 ea

**1968-70**

**3 Row**

15-1/2" x 23-1/2"			
CRD1353A	1968	L6	AT... 608.99 ea
CRD1353S	1968	L6	MT... 572.99 ea
CRD1453A	1969-70	V8 SB	AT... 608.99 ea
CRD1453S	1969-70	V8 SB	MT... 572.99 ea

17-1/2" x 23-1/2"			
CRD1393A	1968	V8 SB	AT... 618.99 ea
CRD1393S	1968	V8 SB	MT... 581.99 ea

17-1/2" x 25-1/2"			
CRD1393A	1968	V8 SB	AT... 618.99 ea
CRD1393S	1968	V8 SB	MT... 581.99 ea
CRD1403A	1968	V8 SB	AT... 618.99 ea
CRD1403S	1968	V8 SB	MT... 581.99 ea
CRD1463A	1969-70	V8 SB	AT... 618.99 ea
CRD1463S	1969-70	V8 SB	MT... 581.99 ea

**4 Row**

15" x 23-1/2"			
CRD1454A	1969-70	V8 SB	AT... 693.99 ea
CRD1454S	1969-70	V8 SB	MT... 657.99 ea

17-1/2" x 23-1/2"			
CRD1404A	1968	V8 SB	AT... 693.99 ea
CRD1404S	1968	V8 SB	MT... 657.99 ea

17-1/2" x 25-1/2"			
CRD1404A	1968	V8 SB	AT... 693.99 ea
CRD1404S	1968	V8 SB	MT... 657.99 ea
CRD1414A	1968	396, 427	AT... 693.99 ea
CRD1414S	1968	396, 427	MT... 657.99 ea
CRD1464A	1969-70	V8 SB	AT... 693.99 ea
CRD1464S	1969-70	V8 SB	MT... 657.99 ea
CRD1474A	1969-70	V8 BB	AT... 693.99 ea
CRD1474S	1969-70	V8 BB	MT... 657.99 ea

**1971-76**

**4 Row**

17" x 28-3/8"			
CRD1477A	1971-76	V8	AT... 661.99 ea
CRD1477B	1971-76	V8	MT... 631.99 ea
CRD1478A	1971-76	V8	AT... 795.99 ea
CRD1478S	1971-76	V8	MT... 758.99 ea

AC, HEATER & COOLING SYSTEM

# Radiators



## 1958-86 Polished Aluminum Cooling System

Be Cool radiators are designed to provide the added cooling capacity required by high-horsepower engines. These all-aluminum radiators can be up to 40% lighter than traditional copper/brass radiators and feature high-quality aluminum welds to enhance the appearance of your vehicle. These are complete module cooling systems that include the polished aluminum radiator, radiator cap, electric fans, vented coolant recovery tank, aluminum fan mounting brackets, electric fan wiring harness, and all necessary installation hardware. Keep your engine cool with a Be Cool radiator!

**Important:** 19" and 22" radiator cooling systems feature a single fan. 25" and 27" radiator cooling systems feature a dual fan.

**Note:** Shipped double oversize.

Part No.	Year	Configuration	Core Size	Price
81101	1958	standard trans	downflow 19" x 18" core..	1499.99 set
83101	1958	auto trans	downflow 19" x 18" core..	1699.99 set
81016	1958-70	standard trans	crossflow 22" x 18" core..	1499.99 set
83016	1958-70	auto trans	crossflow 22" x 18" core..	1499.99 set
81224	1965-70	standard trans	crossflow 25" x 19" core..	1499.99 set
83224	1965-70	auto trans	crossflow 25" x 19" core..	1699.99 set
81008	1971-79	standard trans	crossflow 27" x 18" core..	1499.99 set
83008	1971-79	auto trans	crossflow 27" x 18" core..	1499.99 set
81018	1980-86	standard trans	crossflow 27" x 18" core..	1499.99 set
83018	1980-86	auto trans	crossflow 27" x 18" core..	1499.99 set



- Bolt-In Installation
- 60% Lighter Than Copper/Brass
- Up to 75% More Cooling Capacity
- Fully Welded Construction
- Heavy-Duty, Die-Stamped Tanks
- Extra Thick Hose Connections
- Billet Filler Neck
- 7 Plate Alum. Transmission Cooler

## 1958-90 Aluminum Performance Radiator

Upgrade your cooling system with a high-performance bolt-in radiator from Northern! Manufactured with race proven technology, these radiators feature a two row, 1" core tube design for maximum cooling efficiency. Northern fan and shroud assemblies are also available for a matched cooling system.

**Important:** Dimensions listed include the radiator, tanks and brackets.

**Note:** Shipped double oversize.

### Automatic

CR5203	1958	L6/SB/BB	25-1/8" x 23-1/16" x 3-1/8" ....	739.99 ea
CR5070	1959-70	L6/SB/BB	29" x 18-1/2" x 2-1/4" .....	339.99 ea
CR5026	1971-77	SB/BB	32-15/16" x 18-5/8" x 2-1/4" .....	369.99 ea
CR5026	1977-79	L6/SB	32-15/16" x 18-5/8" x 2-1/4" .....	369.99 ea
CR5028	1971-73	L6	25-3/8" x 18-5/8" x 2-1/4" .....	291.99 ea
CR5027	1980-90	SB/BB	30-3/4" x 18-5/8" x 3-1/8" .....	356.99 ea

### Manual

CR5203	1958	L6/283/348	25-1/8" x 23-1/16" x 3-1/8" ....	739.99 ea
CR5070	1959-70	L6/SB/BB	29" x 18-1/2" x 2-1/4" .....	339.99 ea
CR5055	1971-77	SB/BB	32-15/16" x 18-5/8" x 2-1/4" .....	341.99 ea
CR5055	1977-79	L6/SB	32-15/16" x 18-5/8" x 2-1/4" .....	341.99 ea
CR5057	1971-73	L6	25-3/8" x 18-5/8" x 2-1/4" .....	314.99 ea
CR5056	1980-90	SB/BB	30-3/4" x 18-5/8" x 3-1/8" .....	319.99 ea



## 1958-90 Polished Aluminum Radiator

These polished high-performance radiators are manufactured from TIG welded aircraft grade aluminum with brazed aluminum cores and billet filler necks. Each radiator offers high capacity cooling with louvered fins and 3/8" spacing between core tubes. Designed for direct fit installation. Radiator cap is included.

**Important:** All radiators have built in automatic transmission coolers and can be used in both automatic and manual transmission applications. Core size dimensions listed below.

**Note:** \*V6 only. Shipped oversize.

### Two Row Core


A6600120	1959-65	16-1/2" x 24-1/2" x 1-3/4"	RH in RH out ..	229.99 ea
A6600121	1963-68	16" x 25-1/4" x 1-3/4"	LH in RH out ..	221.99 ea
A7600102	1965	16" x 23-1/4" x 1-3/4"	RH in RH out ..	229.99 ea
A7600104	1971-73	17" x 20-3/4" x 1-3/4"	LH in RH out ..	229.99 ea
A6600122	1971-79	17" x 28-1/4" x 1-3/4"	LH in RH out ..	229.99 ea
A7600104*	1980-86	17" x 20-3/4" x 1-3/4"	LH in RH out ..	229.99 ea
A6600122	1986-90	17" x 28-1/4" x 1-3/4"	LH in RH out ..	229.99 ea

### Three Row Core

A6600123	1959-65	16-1/2" x 24-1/2" x 2-1/2"	RH in RH out ..	284.99 ea
A6600124	1963-68	16" x 25-1/4" x 2-1/2"	LH in RH out ..	284.99 ea
A7600106	1965	16" x 23-1/4" x 2-1/4"	RH in RH out ..	284.99 ea
A6600125	1969-70	15-1/2" x 23-1/2" x 2-1/4"	LH in RH out ..	284.99 ea
A7600110	1971-73	17" x 20-3/4" x 2-1/4"	LH in RH out ..	284.99 ea
A6600126	1971-79	17" x 28-1/4" x 2"	LH in RH out ..	284.99 ea
A560014	1971-85	17" x 20-3/4" x 1-3/4"	LH in RH out ..	269.99 ea
A7600110*	1980-86	17" x 20-3/4" x 2-1/4"	LH in RH out ..	284.99 ea
A6600126	1986-90	17" x 28-1/4" x 2"	LH in RH out ..	284.99 ea

### Four Row Core

A7600116	1958	18" x 18-7/8" X 2-3/4"	LH in RH out ..	341.99 ea
A6600127	1959-65	16-1/2" x 24-1/2" x 2-3/4"	RH in RH out ..	361.99 ea
A7600115	1965	16" x 23-1/4" x 2-3/4"	LH in RH out ..	341.99 ea
A6600128	1963-68	16" x 25-1/4" x 2-3/4"	LH in RH out ..	361.99 ea
A7600113	1971-73	17" x 20-3/4" x 2-3/4"	LH in RH out ..	361.99 ea
A6600129	1971-79	17" x 28-1/4" x 2-3/4"	LH in RH out ..	361.99 ea
A7600113*	1980-86	17" x 20-3/4" x 2-3/4"	LH in RH out ..	361.99 ea
A6600129	1986-90	17" x 28-1/4" x 2-3/4"	LH in RH out ..	361.99 ea



## 1959-83 Notched Aluminum Radiator

This aluminum radiator is made specifically for the 500 series power steering gear box for 1959-63 Chevrolet full size models. The core is made from high efficiency aluminum with a 15-1/2" x 25-1/2" x 2 rows of 1" tubes core. The lower tank has been notched to provide clearance for the 500 series.

**Note:** Shipped oversize.

AL010282ANDZ	1959-63	automatic	.....	649.99 ea
AL010282SNDZ	1959-63	manual	.....	615.99 ea

# Radiators



## New! 1959-60 Slim-Fit Aluminum Radiator System

PROFORM has completely rethought how the radiator, fan, thermostat, and shroud can come together seamlessly to create a unified radiator system that is under 4" thick, looks and works great, and is pre-assembled right out-of-the-box, ready for a custom fit into your muscle car or sport truck. With revolutionary engineering we flipped the motor around so instead of hanging on the outside, it's integrated directly into a uniquely designed core made with state-of-the-art brazing technology (with no meaningful cooling compromise). The core itself is a hybrid combination of traditional dual 1" tubes, and full core width extruded tubes. Combine this with a high-performance fan blade inserted into a smooth aluminum shroud, the result is the industry's thinnest, most streamlined look. Every PROFORM Slim-Fit Radiator includes a shroud, electric fan with adjustable thermostat, wiring harness, and radiator cap.

696951	1959-60	22" x 17"	manual	799.99 ea
696952	1959-60	22" x 17"	auto	799.99 ea



A6600143



A6600147

## 1960-96 Aluminum Core Economy Radiator

Keep your vehicle cool without breaking the bank! These direct fit, affordably priced radiators are built with high-quality materials for dependable cooling. Fits automatic or manual transmissions.

Note: Shipped overze.

1 Row					OST
A6600143	1966-68	250	16" x 25-1/4" x 1-1/4"	425.99 ea	
A6600143	1965-68	283	16" x 25-1/4" x 1-1/4"	425.99 ea	
A6600143	1968	307	16" x 25-1/4" x 1-1/4"	425.99 ea	
A6600143	1966-68	327	16" x 25-1/4" x 1-1/4"	425.99 ea	
1 Row without Engine Cooler					
A6600146	1994-96	265	17-1/4" x 30-1/2" x 1"	159.99 ea	
A6600146	1994-95	350	17-1/4" x 30-1/2" x 1"	159.99 ea	
1 Row with Engine Cooler					
A6600147	1994-95	265	17-1/4" x 30-1/2" x 1-1/4"	187.99 ea	
A6600147	1994-96	350	17-1/4" x 30-1/2" x 1-1/4"	187.99 ea	



## 1960-86 Polished Aluminum Radiator

Constructed of 100% polished aluminum, these beautifully raced radiators are built using no epoxy for trouble-free service. These beautifully polished radiators fit in the factory mounting location with predrilled brackets for easy installation. The factory fan shroud can be reused without modifications while the inlet and outlet are in the stock locations so the factory style radiator hoses can be used. Automatics are available with a built-in transmission cooler with the correct dimensions to use the factory transmission lines.

Note: Shipped double overze.

AR80252N1	1960-68	with AT	1049.99 ea
AR80253N1	1971-79	with MT	839.99 ea
AR80253N1	1971-79	with AT	1049.99 ea
AR80258N1	1980-86	with MT	839.99 ea
AR80258N1	1980-86	with AT	1049.99 ea



## 1966-68 Performance Aluminum Radiator

Mishimoto performance radiator for 1966-68 models offer 100% aluminum construction which provides greater heat and pressure tolerance, better heat dissipation, increased durability, improved cooling efficiency, and improved structural rigidity. All radiators feature a 3 row brazed aluminum core with an internal transmission cooler to provide optimal fluid temperatures for automatic transmissions. Each radiator includes a Mishimoto radiator cap, magnetic drain plug, and is backed by a manufacturer's lifetime warranty.

Important: Radiators will work with automatic or manual transmission vehicles.

Note: Shipped overze.

153529	1966-68	all	408.99 ea
--------	---------	-----	-----------



## 1961-67 and 1994-96 Aluminum Radiator

Improve the cooling capacity of your engine with Cold-Case performance radiators for 1961-67 and 1994-96 Impala models. Feature an all aluminum construction that is good at dissipating heat and saving energy, with 2 oversized cooling rows, and polished stamped tanks. All Cold-Case radiators are 100% TIG welded, pressure tested, and includes OE style fittings for both automatic and manual applications. All radiators manufactured by Cold Case are guaranteed to be free from material and workmanship defects for the life of your installation.

Note: \*Will fit in a 1961-65 impala as well. Water neck and upper hose needs to be swapped for a 1966-68 style to fit.

Cold-Case Radiators

CC4615	1961-65	all	382.99 ea
CC46162	1961-65	with 500 series steering box	382.99 ea
CC46146*	1966-67	all	382.99 ea
CC46163	1994-96	all	398.99 ea

Cold-Case Radiator Cap

CC46116	Use only with Cold-Case radiators.	23.99 ea
---------	------------------------------------	----------

# Radiators and Components



## 1971-85 Slim-Fit Radiator System

PROFORM has completely rethought how the radiator, fan, thermostat, and shroud can come together seamlessly to create a unified radiator system that is under 4" thick, looks and works great, and is pre-assembled right out-of-the-box. The core itself is a hybrid combination of traditional dual 1" tubes, and full core width extruded tubes. Combine this with a high-performance fan blade inserted into a smooth aluminum shroud, the result is the industry's thinnest, most streamlined look. Every PROFORM Slim-Fit Radiator includes a shroud, electric fan with adjustable thermostat, wiring harness, and radiator cap.

### 1971-79 - 26" x 15.3" Core

<b>Driver Side Inlet, Passenger Side Outlet</b>			
696252	1971-79	automatic	799.99 ea
696251	1971-79	manual	799.99 ea
696254	1971-79	LS conversion	799.99 ea

### 1980-85 - 26" x 15.3" Core

<b>Driver Side Inlet, Passenger Side Outlet</b>			
696402	1980-85	automatic	799.99 ea



## 1958-72 Radiator Petcock

The reproduction petcock is an exact duplicate of the original. It is manufactured to install on original or reproduction replacement radiators. Includes the correct fluted end.

K0085	1958-72	.....	5.99 ea
-------	---------	-------	---------



## 1958-66 Radiator Drain Petcock and Hose

Reproduction radiator drain petcock with hose for 1958-66 Chevrolet full size models. This petcock is available with 6' of rubber drain hose included. It is manufactured to install on original or reproduction replacement radiators.

TF600166	1958-66	petcock and hose	14.99 ea
----------	---------	------------------	----------



## Universal Slim-Fit Radiator System

PROFORM has completely rethought how the radiator, fan, thermostat, and shroud can come together seamlessly to create a unified radiator system that is under 4" thick, looks and works great, and is pre-assembled right out-of-the-box, ready for a custom fit into your muscle car or sport truck. With revolutionary engineering we flipped the motor around so instead of hanging on the outside, it's integrated directly into a uniquely designed core made with state-of-the-art brazing technology (with no meaningful cooling compromise). The core itself is a hybrid combination of traditional dual 1" tubes, and full core width extruded tubes. Combine this with a high-performance fan blade inserted into a smooth aluminum shroud, the result is the industry's thinnest, most streamlined look. Every PROFORM Slim-Fit Radiator includes a shroud, electric fan with adjustable thermostat, wiring harness, and radiator cap.

### Manual Transmission

6958017	17" x 17"	LH in, RH out	749.99 ea
6959017	17" x 17"	RH in, LH out	749.99 ea
6958019	19" x 17"	LH in, RH out	749.99 ea
6959019	19" x 17"	RH in, LH out	749.99 ea
6958021	21" x 17"	LH in, RH out	749.99 ea
6959021	21" x 17"	RH in, LH out	749.99 ea
6958023	23" x 17"	LH in, RH out	749.99 ea
6959023	23" x 17"	RH in, LH out	749.99 ea
6958026	26" x 17"	LH in, RH out	749.99 ea
6959026	26" x 17"	RH in, LH out	749.99 ea



## 1970-88 Radiator Isolators

Prothane radiator support bushings will help mount your radiator securely in the engine compartment. These high-quality polyurethane bushings not only outperform even new OE rubber bushings, but they also last much longer and are less prone to deteriorate. 4 piece set is available for vehicles with small or big block engines.

### Small Block

3.887" Length, 2.657" Channel Length			
PE71711G	1971-86	black	18.99 set
PE71711R	1971-86	red	18.99 set

### Big Block

4.188" Length, 3.407" Channel Length			
PE71712G	1971-86	black	18.99 set
PE71712R	1971-86	red	18.99 set



## 1970-76 Retainer Pad

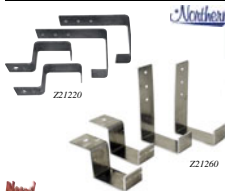
Reproduction radiator pads for 1970-76 full size models. Replacing the pad can help to secure the radiator.

371189	1970-76	SB	3-3/4"	7.99 ea
6264100	1973-76	BB	4-1/4"	12.99 ea



## 1977-86 Radiator Retaining Pads

Reproduction radiator retaining pads for 1977-86 models. Provides support while eliminating rattle and preventing metal to metal contact between the radiator and radiator mount. Fits upper and lower mounts. 62.0mm cutout. Replaces GM #371922. Sold in pairs. GN71922 1977-86 ..... 10.99 pr



## Universal Radiator Mounting Brackets

Universal aluminum radiator mounting set. Requires mounting pads (sold separately). Includes 2 upper brackets and 2 lower brackets.

Note: See part #Z21230 for rubber pads.

Z21220	steel	.....	29.99 set
Z21260	aluminum	.....	34.99 set



## Radiator Rubber Mounting Pads

GM radiator mount pads are great for positioning mounting studs to prevent rubbing and stress cracks. Cut-to-length, rubber molds to the radiator for an exact fit. Sold in pairs. Some applications may require more than one pair.

Z16516	6-1/2" x 1"	.....	8.99 pr
Z21230	6" x 1-3/4"	.....	5.99 pr

# Radiator Components



## 1958-64 OE Style RC-6 Radiator Cap

These hard to find, authentic radiator caps are marked with the OEM stamping for exact original reproduction. Manufactured for reliable 13 lb service.

850800 1958-64 13 lbs..... 46.99 ea



Show  
Quality!



side view



rivet detail

## 1965-67 OE Style Radiator Cap Hollow Rivet

Authentic reproduction radiator cap for the enthusiast who wants total originality in a reproduction cap. Features the correct cap rating along with all the correct markings as original. Long discontinued, the current GM replacement and other reproduction caps do not accurately represent the original cap. One of the features that sets OER's reproduction cap apart is the correct divot in the brass rivet in the center of the cap, just like the original. OER's reproduction is an exact replica of the original featuring correct markings as well as an accurate cosmetic appearance of the rivet in the center of the cap.

3886273 1965-67 ..... 36.99 ea



side view



back view

## 1965-73 OE Style Radiator Cap Flat Rivet

Authentic reproduction radiator cap for the enthusiast who demands total originality. Features the correct cap rating along with all factory markings, as original. Long discontinued, the current service replacement does not accurately represent the original cap. This reproduction is an authentic representation of the original.

861050 1965-71 all ..... 39.99 ea  
861050 1972 all except taxi ..... 39.99 ea  
861050 1973 all excl. recovery unit 39.99 ea



## 1965-73 Radiator Cap

ACDelco service replacement RC 15 (AC) radiator cap. Fits small block and big block.

G7134 1965-73 Delco ..... 14.99 ea



ST10229



ST10231



ST10329



ST10330

## 1958-93 Radiator Cap

Replacement radiator caps for 1958-93 full size models. Service replacement caps will be cosmetically different than the original but will fit and function properly. Available without the pressure release lever or with the pressure release lever.

**Without Lever**  
ST10228 1958-62 7 lbs ..... 5.99 ea  
ST10229 1958-64 13 lbs ..... 5.99 ea  
ST10230 1958-64 16 lbs ..... 5.99 ea  
ST10230 1965-76 16 lbs w/o recovery 5.99 ea  
ST10231 1977-93 16 lbs w/recovery ... 6.99 ea

**With Lever**  
ST10329 1958-64 13 lbs ..... 7.99 ea  
ST10330 1958-64 16 lbs ..... 7.99 ea  
ST10330 1965-76 16 lbs w/o recovery 7.99 ea  
ST10331 1977-93 16 lbs w/recovery ... 7.99 ea



## 1977-96 Radiator Cap

This Delco service replacement radiator cap for 1977-96 models.

G7136 1977-96 15 lbs ..... 13.99 ea

## Billet Aluminum Radiator Cap

Billet aluminum radiator cap for Chevrolet passenger car models to provide a unique custom look.

Rated at a 16 lb pressure rating.  
TF6017 16 lb rating ..... 27.99 ea



TF6017



MR2471S

MR2470B

## Thermocap Radiator Cap

Thermocap combines a high-quality pressurized radiator cap with a thermometer element, allowing you to know when it's safe to open your radiator without any guess work. Easy-to-read temperature gauge in Celsius and Fahrenheit.

Note: Specify red, blue, or silver when ordering.

MR2470 13 lbs ..... 44.99 ea  
MR2471 16 lbs ..... 56.99 ea



A5700246



A5700247



A5700248



## Custom Radiator Cap

Vintage style radiator caps to finish off your radiator. Tops are cast in A356 aircraft grade aluminum and polished to show quality shine. The internal cap is a Stant 16 psi rated radiator cap. Supplied as a two part assembly for allow proper alignment. Made in USA.

A5700246 finned style ..... 64.99 ea  
A5700247 aero style ..... 64.99 ea  
A5700248 sprocket style ..... 64.99 ea



TF600175



TF600176



TF600177

## Radiator Cap

Be Cool billet radiator caps rated at 13 lbs are recommended for all Be Cool radiators. The billet caps feature the Be Cool logo and are available in a round or octagon style and polished or natural finish. Also available is a machined aluminum Sure-Grip radiator cap with a Be Cool embossed emblem.

Note: Stock cooling systems are rated at 7 lbs.

**Round Billet Caps**  
TF600175 polished finish ..... 59.99 ea  
TF600178 natural finish ..... 49.99 ea

**Octagonal Billet Caps**  
TF600176 polished finish ..... 59.99 ea  
TF600179 natural finish ..... 49.99 ea

**Machined Sure-Grip Caps**  
TF600177 polished finish ..... 69.99 ea  
TF600180 natural finish ..... 59.99 ea



# Radiator Components



## 1994-96 Overflow Bottle

Correct replacement radiator overflow bottle with probe sensor designed for 1994-96 models.

G5607 1994-96..... 145.99 ea

New!



## Recovery Tank

It is very important to choose the right recovery tank to complement your cooling system. This proper size billet coolant recovery tank is recommended and also environmentally safer than an overflow tank.

7" x 3" with Inlet and Mount Bracket  
BC71003 polished finish..... 159.99 ea  
BC70003 natural finish..... 149.99 ea

AUTHORIZED



## Radiator Overflow Tank

These beautiful polished stainless steel radiator overflow tanks will give your engine compartment a clean, custom look. They are available in various sizes and feature a twist-on cap and mounting hardware.

G6721 2" x 13"..... 35.99 ea  
G6731 2" x 15"..... 34.99 ea  
G6741 2" x 17"..... 35.99 ea  
G6751 2" x 19"..... 46.99 ea  
G6761 3" x 10"..... 39.99 ea  
G6781 3" x 16"..... 44.99 ea



## Finned Aluminum Overflow Tank

Finish off your cooling system with this vintage style overflow tank. Made from cast aluminum and polished to a show quality finish. Tank holds 24 ounces and measures 13-3/4" tall with a 3-3/4" diameter. Features 1/4"-20 threaded mounting rib and tapped for a 1/4" NPT inlet fitting.

Note: Requires two 1/4"-20 bolts, are not included.  
A5700218..... 298.99 ea



A9600248



A9600249

New!

## Finned Aluminum Overflow Tank

This 13" cast aluminum finned tank is an excellent upgrade to your overflow system. Tank includes a cap.

A9600248 silver..... 80.99 set  
A9600249 black..... 80.99 set

New!



## Radiator Overflow Canister

When your radiator fluid gets too hot, it will blow through your overflow spout and all over your engine bay unless you have an overflow canister for this exact situation. PROFORM's new overflow canisters are anodized billet aluminum with brass fittings to give your engine bay a nice clean look. Canister measures 6-3/4" x 3".

69527 black anodized..... 100.99 ea  
69528 natural anodized..... 93.99 ea

## MISHIMOTO



MM13079



MM13080



MM13081



MM13082

New!

## Finned Aluminum Overflow Tank

Upgrade your plastic overflow tank with Mishimoto's universal 1 quart coolant overflow tank. Tank is constructed from durable 3mm thick aluminum, featuring stunning precision TIG welds. In addition, this overflow tank includes a sight tube, which provides an accurate look at your fluid level. This sight tube is removable and can be installed on either end of the tank, which is helpful when installing in a cramped engine compartment.

MM13079 black..... 62.99 ea  
MM13080 polished..... 62.99 ea  
MM13081 red..... 62.99 ea  
MM13082 blue..... 62.99 ea



## Aluminum Coolant Reservoir Tank

Whether you want to finish off the look of a tucked engine bay, or you just want to replace the dull, stock plastic tank, the aluminum coolant reservoir tank is the perfect solution. Offered as a comprehensive set, complete with a mounting bracket, hardware, and reinforced hose.

MM13083 black..... 92.99 set  
MM13084 polished..... 92.99 set  
MM13085 red..... 92.99 set

## 1991-93 Overflow Jar Cap

Keep your overflow bottle from leaking with this Genuine GM overflow bottle cap for 1991-93 Impala and Caprice models.

G5608 1991-93..... 14.99 ea



371978



15630112

NEW

## 1972-90 Radiator Overflow Jar Cap

OE's radiator overflow jar caps for 1972-90 full size models. Manufactured from injection molded ABS plastic to factory specifications and features the correct words "ENGINE COOLANT ONLY" on the cap.

Cap without Strap Retainer  
371978 1977-90..... 8.99 ea

Vented Cap with Seal  
15630112 1977-90..... 8.99 ea

Clear Cap with 2 Hose Outlets  
340194 1972..... 9.99 ea

ACDELCO



G5609

## 1994-96 Overflow Jar Cap

Keep your overflow bottle from leaking with this new Genuine GM overflow bottle cap.

G5609 1994-95 15 lbs..... 9.99 ea  
ST10239 1994-96 15 lbs..... 7.99 ea  
G5610 1996 18 lbs..... 14.99 ea

## 1968-81 Radiator Overflow Hose Retainer

Reproduction radiator overflow hose retainer clip for 1968-81 Chevrolet full size models.

Manufactured to factory specifications in spring steel replicating the original appearance and design. Mounts on the passenger side tank and holds the overflow hose in place.

14300 1968-81 stamped "AD"..... 10.99 ea

## 1962-69 Radiator Overflow Hose

This is a correct replacement hose which is used for the radiator overflow. It is produced with 3/8" OE style thin walled hose as original. Features correct 3 rib design. Measures 3' in length. Cut-to-fit.

B0056 1962-69 3/8" i.d. x 36"..... 4.99 ea

AUTHORIZED NEW!

## 1972-92 Radiator Overflow Hose

Service replacement radiator overflow hose for 1972-92 Chevrolet full size models. Can also be used for other applications where a thin walled 3/8" i.d. coolant hose is required. This has a maximum pressure of 50 psi and a temperature range of -40 degrees F to 257 degrees F. Includes 2 spring clamps.

RH65101 1972-92 3/8" i.d. x 30"..... 3.99 ea

# Fan Shrouds



UC4003BA



A - 1962-64  
Impala SS



C - 1961-64  
Impala Bow Tie



D - 1961-66  
Bow Tie Chevrolet

## 1961-66 Aluminum Radiator Filler Panels



Dress-up your engine bay with these custom aluminum upper radiator filter panels! These durable shop panels direct the air that normally escapes over the core support straight into the radiator to improve cooling. Available in your choice of black anodized, natural, or polished finishes with or without an etched logo.

Note: \*One piece panels shipped overseas.

### 1961-64 Filler Panels with Logo

#### Black Anodized

UC4002BA	1962.....	147.99 pr
UC4002BC	1962.....	147.99 pr
UC4003BA	1963.....	147.99 pr
UC4003BC	1963.....	147.99 pr
UC4004BA	1964.....	151.99 pr
UC4004BC	1964.....	147.99 pr
UC4004BD	1964.....	147.99 pr

#### Polished Aluminum

UC4001PC	1961.....	167.99 pr
UC4001PD	1961.....	171.99 pr
UC4002PD	1962.....	174.99 pr
UC4002PC	1962.....	167.99 pr
UC4003PD	1963.....	167.99 pr
UC4004PA	1964.....	167.99 pr
UC4004PC	1964.....	167.99 pr

### 1961-64 Filler Panels w/o Logo

#### Black Anodized

UC4011B	1961.....	115.99 pr
UC4012B	1962.....	115.99 pr
UC4013B	1963.....	115.99 pr
UC4014B	1964.....	115.99 pr

#### Natural Aluminum

UC4014N	1964.....	115.99 pr
---------	-----------	-----------

#### Polished Aluminum

UC4012P	1962.....	135.99 pr
UC4013P	1963.....	132.99 pr
UC4014P	1964.....	132.99 pr



UC4005BC



A - 1965-66  
Impala SS



C - 1965-66  
Impala Bow Tie



D - 1965-66  
Chevrolet Bow Tie

### 1965-66 Filler Panels with Logo

#### Black Anodized

UC4005BA*	1965.....	183.99 ea
UC4005BC*	1965.....	179.99 ea
UC4006BD*	1966.....	179.99 ea

#### Polished Aluminum

UC4005PA*	1965.....	202.99 ea
UC4005PC*	1965.....	202.99 ea

### 1965-66 Filler Panels w/o Logo

#### Black Anodized

UC4015B*	1965.....	186.99 ea
UC4016B*	1966.....	179.99 ea

#### Natural Aluminum

UC4015N*	1965.....	154.99 ea
----------	-----------	-----------

#### Polished Aluminum

UC4015P*	1965.....	189.99 ea
----------	-----------	-----------

## Universal Fan Shroud

Each shroud will fit all small block and big block radiators. All mounting hardware is included for installation. Simply remove your original fan shroud and replace it with this shroud. Will replace all plastic and OEM shrouds and are available in both chrome or EDP black finishes.

<b>3" Wide 20" Diameter Shrouds</b>	
T9453	chrome finish..... 45.99 ea
T9451	EDP black finish..... 43.99 ea
<b>5-1/2" Wide 20" Diameter Shroud</b>	
T9454	chrome finish..... 48.99 ea

#### Hardware Set

T9455	20 piece.....	9.99 set
-------	---------------	----------



T9451



T9454



Z40026



## Fan Shroud Set



Northern do-it-yourself fan shroud sets are an excellent way to get a custom fitted fan shroud for your radiator and engine driven fan! Designed to fit exactly on Northern radiators (where specified), as well as most stock or aftermarket radiators. Manufactured from .063" lightweight aircraft aluminum. Made in USA.

Note: \*2-1/2" depth, \*\*2-3/8" depth, †2-5/8" depth, ††2-7/8" depth.

Part	Height	Width	Application	
Z40020*	19-5/16"	16-3/4"	universal	84.99 set
Z40021*	19-5/16"	20-1/2"	universal	84.99 set
Z40022*	19-5/16"	22"	universal	84.99 set
Z40025*	17-7/8"	15-1/8"	universal	84.99 set
Z40027*	16"	22-1/4"	universal	84.99 set
Z40028*	16"	26-1/4"	universal	84.99 set
Z40029**	18-5/8"	15"	universal	84.99 set
Z40030††	18-1/2"	21-1/2"	universal	84.99 set
Z40031†	18-3/8"	22"	universal	84.99 set
Z40032	16"	21-1/8"	universal	84.99 set
Z40033*	25-1/8"	15"	universal	84.99 set
Z40023*	19-5/16"	25-3/4"	CR5027, CR5026	84.99 set
Z40024	19-5/16"	18-7/8"	CR5203	84.99 set
Z40026*	18-1/8"	28-1/8"	CR5060, CR5061, CR5065, CR5026	117.99 set
Z40034*	18"	20-1/2"	CR5028	84.99 set



748767



3862123



3867785



C1109

## 1959-66 Steel Fan Shroud



Reproduction fan shroud for 1959-66 models with a small or big block engine. Available in OE style steel replacement. For original style radiators only.

Note: Shipped overseas.

748767	1959-63	small block	119.99 ea
3862123	1964	small block	129.99 ea
3867785	1965-66	small block	159.99 ea
C1109	1965-66	big block	166.99 ea



3903956



748631

## 1966-76 ABS Plastic Small Block Fan Shroud



OER® reproduction injection-molded ABS radiator fan shroud for small block 1966-76 Impala and full size models with air conditioning.

Note: Shipped overseas.

3903956	1966-68	with AC	139.99 ea
748631	1971-76	with AC - 2 piece	169.99 set



# Radiator Components



## 1969-70 Big Block Fan Shroud Fastener

Correct clip used to attach the fan shroud to the radiator support on 1969-70 Impala models with a 396 engine. Measures: head diameter 1/2", stem diameter 9/32", stem length 3/4". Sold individually.  
A1016 1969-70 nylon ..... 1.29 ea

New!



## 1968-70 Lower Fan Shroud Clip

OER® OE style lower RH side fan shroud mounting clip for 1967-70 GM models with factory Harrison radiators. Attaches to the lower RH side of the radiator.  
3899881 1968-70 small block ..... 1.99 ea



## 1968-79 Lower Fan Shroud Mounting Clip

Reproduction fan shroud mounting clips needed to install a fan shroud on various models. Manufactured in quality stamped steel and treated with EDP coating for rust and corrosion prevention. When installing a fan shroud it will be necessary to use mounting clips on the lower portion of the shroud. This clip is installed on the bottom ends of the shroud. Provisions are molded into the shroud allowing attachment of the shroud to the radiator. Sold individually. Use as required.  
K10100 1968-79 ..... 1.29 ea

New!



side view

## 1969-70 Fan Shroud Mounting Clip

Reproduction fan shroud mounting clips needed to install a fan shroud on various models. Manufactured in quality stamped steel and treated with black phosphate coating for rust and corrosion prevention. When installing a fan shroud it will be necessary to use mounting clips on the lower portion of the shroud. This clip is installed on the bottom ends of the shroud. Provisions are molded into the shroud allowing attachment of the shroud to the radiator. Sold individually.  
3899880 1969-70 V8 engine ..... 1.99 ea

New!

## J-B Weld Radiator and Gas Tank Repair

J-B Weld AutoWeld for radiators, gas tanks and metal repair. This steel reinforced epoxy sets in 5 minutes and cures in an hour for a instant seal. Cure color is dark gray. Made in USA.



JBR217 1 oz. .... 4.99 ea



## "Liquid Chill" Engine Coolant and Additive

Mishimoto's Liquid Chill is a universal, synthetic coolant that will provide premium cooling and protection for your vehicle. Liquid Chill protects from boil over to 265 degrees F and from freezing down to -26 degrees F, inhibits corrosion, and reduces operating temps. Made with propylene glycol base and unique poly organic additives to allow for extended life of 2+ years or 250,000 miles before needing service in gasoline applications. One gallon jugs are available in full strength formula or 50/50 blend. For up to 30 degrees F cooler over just coolant alone, the universal Liquid Chill additive is available in 4 oz. bottles.

MMI13065 full strength coolant ..... 75.99 ea  
MMI13066 50/50 mix coolant ..... 48.99 ea  
MMI13067 additive ..... 18.99 ea

## Super Coolant

Purple Ice is a high-performance, synthetic, radiator coolant additive. It reduces engine heat by reducing the surface tension of the radiator fluids for improved heat transfer. Purple Ice fosters optimum coolant flow by helping to prevent formation of scale deposits in the radiator. Purple Ice is recommended for any water/glycol pressurized cooling system, including those using the traditional green silicate based glycols or the newer OAT or HOAT based glycols.

RP01600 12 oz. bottle ..... 10.99 ea  
RP12600 case of 12 - 12 oz. bottles ..... 131.99 cs



## Coolant System Protector

Impurities in well water can cause rust and corrosion inside the radiator, water pump, and cylinder heads. Over time, this can lead to a loss of cooling efficiency. Joe Gibbs Driven Coolant System Protector stops the adverse effect of hard water to help prevent cooling system damage.

JG1330 12 oz. bottle ..... 11.99 ea



## 1994-96 Coolant Crossover Pipe

Reproduction coolant cross over pipe for 1994-96 B-Body models. Manufactured to factory specifications, featuring original style bends, with 2 bolts and 4 gaskets included.

152905 1994 ..... 99.99 ea  
152904 1995-96 ..... 99.99 ea



## 1994-96 Coolant Crossover Pipe Bolt

Reproduction coolant cross over pipe bolt for 1994-96 Impala models. Manufactured to factory specifications with 2 gaskets included.

152903 1994-96 ..... 8.99 ea

New!



## Universal Hose Adapter Set

AutoMeter universal hose adapter sets for mounting gauge senders or probes directly into your heater or radiator hose. Ideal for vehicles with limited access to water passage ports on the engine. They are manufactured from solid brass or aluminum with male hose barb ends for an easy and secure installation.

AM2280 5/8" brass ..... 50.99 set  
AM2281 3/4" brass ..... 52.99 set  
AM2282 1-1/4" aluminum ..... 69.99 set  
AM2283 1-1/2" aluminum ..... 72.99 set



## Universal Coolant Filter

Prevent dangerous clogs in your cooling system with this in-line coolant filter. Featuring heavy-duty solid brass construction, this filter is installed in-line to prevent dirt and debris from entering and causing damage.

RF002 for heater hose ..... 47.99 set

New!



## Gano Coolant Filter

Available in high temperature clear plastic or heavy-duty machined brass style. Aircraft style hose clamps and instructions included. A must for any liquid cooled vehicle!

GF2 clear fits 1-5/8" i.d. hose ..... 59.99 ea  
GF3 brass fits 1-1/4" i.d. hose ..... 64.99 ea  
GF4 brass fits 1-5/8" i.d. hose ..... 64.99 ea

# Radiator Hoses



## 1958-96 Molded Radiator Hose

Don't entrust the life of your engine to old hoses suffering from dry-rot and deterioration! Replace your old hoses with these quality molded hose. Each hose features the correct bends for a tailored fit.

### 6 Cylinder

<b>Upper</b>			
MH090	1960	all	15.99 ea.
MH090	1962-70	cut-to-fit	22.99 ea.
MH093	1971-73	cut-to-fit	21.99 ea.
MH174	1980	all	9.99 ea.
MH173	1980-85	Buick engine	23.99 ea.
MH184	1981-90	all	9.99 ea.
<b>Lower</b>			
MH0149	1959	late model	24.99 ea.
MH093	1960	cut-to-fit	22.99 ea.
MH0149	1962	with AC	24.99 ea.
MH0608	1965-70	all	29.99 ea.
MH112	1971-73	all	13.99 ea.
MH149	1977-79	all	9.99 ea.
MH161	1980-85	Buick engine	11.99 ea.
MH273	1980-90	all	9.99 ea.

### 8 Cylinder

<b>Upper</b>			
MH06291	1958	283	26.99 ea.
MH090	1958-64	all	9.99 ea.
MH090	1965	396 cut-to-fit	15.99 ea.
MH133	1965	409	13.99 ea.
MH092	1966-67	cut-to-fit	22.99 ea.
MH063	1966-68	396, 427 w/AC	15.99 ea.
3827366	1966-69	BB w/o AC	13.99 ea.
MH095	1968	SB exc. 307 w/AP	24.99 ea.
MH095	1969	SB	24.99 ea.
MH301	1969	BB	9.99 ea.
MH095	1970	350, 400	24.99 ea.
MH301	1970	454	9.99 ea.
MH060	1971-76	cut-to-fit	28.99 ea.
MH077	1977-79	305, 350	16.99 ea.
MH177	1980-85	350 diesel	19.99 ea.
MH176	1980-90	4.4L, 5.0L, 5.7L	26.99 ea.
MH177	1986-90	5.0L Olds engine	19.99 ea.
MH101	1986-90	350, 400	18.99 ea.
MH530	1991-93	5.0L, 5.7L	12.99 ea.
MH62223	1994-96	5.7L	24.99 ea.
<b>Lower</b>			
MH067	1958-64	348, 409	15.99 ea.
MH043	1958-61	all	24.99 ea.
MH093	1958-63	283 cut-to-fit	22.99 ea.
MH093	1962-63	327 cut-to-fit	22.99 ea.
MH043	1963-63	409	24.99 ea.
MH093	1964	cut-to-fit	22.99 ea.
MH02228	1965	SB without AC	22.99 ea.
MH0292	1965	SB with AC	29.99 ea.
MH0228	1966-67	w/4" rad. spacer	22.99 ea.
MH0292	1966-67	w/2" rad. spacer	29.99 ea.
MH0292	1968	SB	29.99 ea.
MH0228	1968	SB 307 with AP	22.99 ea.
3942517	1968-70	all	29.99 ea.
MH091	1969	SB	21.99 ea.
MH326	1969	BB	21.99 ea.
MH091	1970	350, 400	21.99 ea.
MH326	1970	454	21.99 ea.
MH005	1971-76	305, 400 w/o AC	21.99 ea.
480200	1971-73	350, 400 with AC	16.99 ea.
MH60901	1971-76	402, 454	24.99 ea.
MH061	1977-81	267, 305, 350	11.99 ea.
MH190	1980-83	350 diesel	9.99 ea.
MH260	1982-90	4.4L, 5.0L, 5.7L	10.99 ea.
MH1010	1984-85	350 diesel	9.99 ea.
MH61110	1985-90	5.0L-307	24.99 ea.
MH1010	1986-90	5.0L Olds engine	10.99 ea.
MH057	1991-93	5.0L, 5.7L	12.99 ea.
MH1003	1994-96	5.7L with std. coil	4.99 ea.
MH62505	1994-96	5.7L with HD coil	32.99 ea.

CASE 3690901



## 1958-75 Factory Marking Radiator Hose

Replace your radiator hoses with these superb reproductions. Each hose is manufactured to exact original specifications and feature the correct markings as original.

### Upper Radiator Hose

RHK402	1958	283	49.99 ea.
RHK403	1958	348 with 3 x 2 barrel	49.99 ea.
RHK416	1958	348 with 4 barrel	69.99 ea.
3742375	1958	283, 348	27.99 ea.
RHK420	1958-61	6 cylinder	31.99 ea.
RHK417	1959-61	348 with 2 x 4 barrel	32.99 ea.
RHK419	1959-61	348 with 3 x 2 barrel	31.99 ea.
3754915	1959-61	348 4 bl without AC	19.99 ea.
3754915	1959-62	283, 327 w/o fuel inj	19.99 ea.
RHK411	1960-61	348 with 4 barrel	34.99 ea.
3780334	1960-64	396, 409, 427	40.99 ea.
RHK411	1961-64	409 without AC	34.99 ea.
RHK410	1962	6 cylinder	34.99 ea.
RHK414	1963-64	6 cylinder	33.99 ea.
3754915	1963-64	283, 327 with AC	19.99 ea.
3860451	1965	283, 327	21.99 ea.
3863106	1965	396 with AC, HP	27.99 ea.
3862778	1965	396/325 HP	29.99 ea.
3886703	1966-68	283, 307, 327, 350	21.99 ea.
3882883	1966-68	327, 350 with AC	27.99 ea.
3768769	1966-68	396, 427 w/AC, HP	29.99 ea.
3768769	1966-68	396, 427 standard	29.99 ea.
3880814	1969	396, 427 w/AC, HP	29.99 ea.
3880814	1969	396, 427 standard	29.99 ea.
3975918	1970	454	31.99 ea.
3956662	1970	exc. 454	19.99 ea.
3989342	1971-72	402, 454	29.99 ea.
3986380	1971-75	350, 400	31.99 ea.

### Lower Radiator Hose

RHK400	1958	6 cylinder	42.99 ea.
RHK401	1958	283	49.99 ea.
3742374	1958	348	19.99 ea.
RHK418	1958	348 with 3x2 blb lwr	34.99 ea.
3753752	1958-64	348, 409	23.99 ea.
3826901	1959-61	283	21.99 ea.
RHK404	1959-62	6 cylinder	42.99 ea.
RHK409	1959-64	348, 409	34.99 ea.
3826901	1962-64	283, 327 w/o AC	21.99 ea.
RHK412	1963-64	327 with HP, AC	44.99 ea.
RHK413	1963-64	6 cylinder	39.99 ea.
3870316	1964-67	SB with AC	27.99 ea.
3860448	1965	283, 327 with AC	21.99 ea.
3860450	1965	396 with AC, HP	29.99 ea.
3860450	1965-68	327, 350 with AC	30.99 ea.
3860448	1966-68	283, 327, 350 w/o AC	21.99 ea.
3881814	1966-68	396, 427 w/AC, HP	26.99 ea.
3942451	1966-68	396, 427 standard	29.99 ea.
3942516	1969	327, 350	31.99 ea.
3881814	1969	396, 427 w/AC, HP	26.99 ea.
3942451	1969	396, 427 standard	29.99 ea.
3845442	1970	454	39.99 ea.
3992083	1971-72	402, 454	34.99 ea.
3959488	1971-73	350	28.99 ea.
331748	1971-75	350, 400	31.99 ea.

## Radiator Hose Adapter Set

Set includes 3 adapters and 2 hose clamps. Includes: one 1-1/4" reducer, one 1-1/2" reducer, one 1-3/4" reducer, and two stainless hose clamps.



\$73.17 adapter set 17.99 set



## Silicone Engine Coolant Plumbing Set

Build your own custom silicon radiator hose system or add onto the basic set (Z71051) with these components! Coolant tubes are available in aluminum steel and stainless. Mandrel bent tubes feature beaded ends for a positive seal with the available high-quality reinforced black silicone hoses. Hoses and tubes are available in 1-1/4" to 1-3/4" diameters.

**Radiator Hose Set**  
Z71051 1-1/2" plumbing set 89.99 set

### Individual Components

<b>Aluminized Steel Coolant Tubes</b>			
Z71000	1-1/4" x 4' x 6'	90° bend	39.99 ea.
Z71001	1-1/2" x 4' x 6'	90° bend	39.99 ea.
Z71002	1-3/4" x 4' x 6'	90° bend	39.99 ea.
Z71003	1-1/4" x 4' x 6'	75° bend	39.99 ea.
Z71004	1-1/2" x 4' x 6'	75° bend	39.99 ea.
Z71005	1-3/4" x 4' x 6'	75° bend	39.99 ea.
Z71006	1-1/4" x 4' x 6'	45° bend	39.99 ea.
Z71007	1-1/2" x 4' x 6'	45° bend	39.99 ea.
Z71008	1-3/4" x 4' x 6'	45° bend	39.99 ea.
<b>Stainless Steel Coolant Tubes</b>			
Z71001	1-1/2" x 4' x 4'	90° bend	39.99 ea.
Z71002	1-3/4" x 4' x 4'	90° bend	39.99 ea.
Z71004	1-1/2" x 4' x 4'	75° bend	39.99 ea.
Z71005	1-3/4" x 4' x 4'	75° bend	39.99 ea.

### Reinforced Black Silicone Hoses

Z71031	1-1/4" x 5' x 5'	90° bend	29.99 ea.
Z71032	1-1/2" x 5' x 5'	90° bend	29.99 ea.
Z71033	1-3/4" x 5' x 5'	90° bend	29.99 ea.
Z71028	1-1/4" x 4' x 4'	45° bend	29.99 ea.
Z71029	1-1/2" x 4' x 4'	45° bend	29.99 ea.
Z71030	1-3/4" x 4' x 4'	45° bend	29.99 ea.
Z71025	1-1/4" x 6'	straight hose	19.99 ea.
Z71026	1-1/2" x 6'	straight hose	19.99 ea.
Z71027	1-3/4" x 6'	straight hose	24.99 ea.

### Step Up Down Hose Connector

Z71035	1-1/4" to 1-1/2" x 8"	29.99 ea.
Z71036	1-1/2" to 1-3/4" x 8"	29.99 ea.



## 1977-90 Silicone Radiator Hose

Replacement silicone radiator hoses for 1977-90 full size models. Unlike the degradation prone rubber hoses your truck currently has, every Mishimoto silicone hose is constructed from five layers of silicone with heat resistant embedded fibers to provide unmatched durability, heat tolerance, and pressure tolerance.

**Upper Hoses**  
153534 1980-90 305, 350, 400 63.99 ea

**Lower Hoses**  
153539 1977-79 250, 292 55.99 ea

# Radiator/Heater Hoses

## Goodyear Flexible Radiator Hose

If you're doing an engine swap in your full size Chevrolet, these flexible radiator hoses manufactured by Goodyear may be just what you need to complete the cooling system installation. A variety of sizes are available. Hose features a unique design that allows it to conform to a variety of bends and curves without kinking or collapsing.

HF1107	1-1/4" x 7-3/8"	5.99 ea
HF1111	1-1/4" x 11"	11.99 ea
HF1119	1-1/4" x 19-9/16" x 1-1/2"	19.99 ea
HF1123	1-1/4" x 23"	13.99 ea
HF1208	1-1/2" x 7-9/16"	5.99 ea
HF1211	1-1/2" x 10-11/16"	9.99 ea
HF1212	1-1/2" x 12-3/16"	9.99 ea
HF1317	1-1/2" x 16-5/16" x 1-3/4"	21.99 ea
HF1217	1-1/2" x 17-1/16"	9.99 ea
HF1318	1-1/2" x 19-1/2" x 1-3/4"	20.99 ea
HF1220	1-1/2" x 19-13/16"	19.99 ea
HF12205	1-1/2" x 20-1/2"	10.99 ea
HF1222	1-1/2" x 22"	22.99 ea
HF12228	1-1/2" x 22-7/8" 90 degree end	11.99 ea
HF1223	1-1/2" x 23" x 1-3/4"	23.99 ea
HF1225	1-1/2" x 25"	21.99 ea
HF1214	1-1/2" x 30"	18.99 ea
HF1316	1-3/4" x 16-5/16"	27.99 ea
HF1319	1-3/4" x 18-13/16"	29.99 ea
HF1323	1-3/4" x 23-1/2"	9.99 ea



## Flexible Stainless Steel Hose Set

This is an ideal replacement for your worn or rotted heater hoses. Non-corrosive construction conforms to tight bends and holds shape indefinitely. Rated for high temperatures and high pressure can be easily cut to custom lengths. This high-quality set will enhance any engine compartment.

**Note:** 48" radiator hose set has double quantity of end caps, sleeves, reducers, and clamps. Save money and make both upper and lower radiator hoses with one 48" set.

<b>Heater Hose Sets</b>	
S7313	polished ends..... 71.99 set
S7314	chrome ends..... 75.99 set
<b>Radiator Hose Sets - Polished Ends</b>	
S7301	12"..... 36.99 set
S7304	24"..... 56.99 set
S7307	36"..... 67.99 set
S7310	48"..... 98.99 set
<b>Radiator Hose Sets - Chrome Ends</b>	
S7302	12"..... 40.99 set
S7305	24"..... 59.99 set
S7308	36"..... 63.99 set
S7311	48"..... 95.99 set



## Radiator Hose Reducer Bushing

These rubber hose reducers are designed for custom applications to allow the use of a larger i.d. radiator hose with smaller inlets and outlets on radiators, water pumps and thermostat housings. Simply insert them into the hose before installation.

K1231	2" i.d. to 1-3/4" i.d..... 14.99 ea
K1232	1-3/4" i.d. to 1-5/8" i.d..... 10.99 ea
K1233	1-3/4" i.d. to 1-1/2" i.d..... 14.99 ea

## 1958-72 Heater Hose Set

Accurately detailed reproduction heater hose and clamps for 1958-72 Impala and full size Chevrolet models. Includes original style hose clamps. Reproduced in the USA.



OHK400	1958	all..... 39.99 set
OHK401	1959-64	all..... 39.99 set
OHK403	1965-68	Corbin style clamps.. 39.99 set
OHK404	1969-72	Whittek style clamps 42.99 set



## 1958-73 Heater Hose Set

Reproduction of the correct 3/4" and 5/8" hoses which will completely replace the essential hoses required for your heater assembly to work properly. May be used with small or big block engines.

**Note:** 3/4" hose includes GM markings. 5/8" hose also includes GM markings. \*\*Without GM markings.

CIA SPECIAL*	1958-91	..... 39.99 set
CIA	1967-69	..... 29.99 set
K0057**	1967-73	OEM type ribbed 40.99 set



## 1958-94 Heater Hose

Replacement heater hoses are available in both required diameters. These hoses can be used for nearly all applications from 1958-94.

YES210	1958-94	5/8" 5 feet..... 4.99 ea
YES215	1958-94	3/4" 5 feet..... 8.99 ea



## 1985-96 Molded Heater Hose

Replace your old hoses with these quality molded hoses manufactured by Goodyear. Each hose features the correct bends for a factory fit and appearance.

<b>Note: *Cut-to-fit.</b>		
MH4105	1985	4.3L 5/8"..... 12.99 ea
MH4206	1985	4.3L 3/4"..... 9.99 ea
MH4105	1986-87	4.3L hitr to crb w/oAC 12.99 ea
MH4206	1986-87	4.3L hitr to wp..... 9.99 ea
MH4105	1986-87	4.3L hitr to crb w/oAC 12.99 ea
MH4105	1988	4.3L valve to engine 12.99 ea
MH4206	1988	4.3L hitr to eng..... 9.99 ea
MH4106	1988	5.0, 5.7L 5/8"..... 13.99 ea
MH4206	1988	5.0, 5.7L 3/4"..... 9.99 ea
MH4105	1989-90	4.3L 5/8"..... 12.99 ea
MH4206	1989-90	4.3L 3/4"..... 9.99 ea
MH4107	1994-96	5.7L wp to tee..... 17.99 ea
MH4629	1994-96	5.7L tee to tank..... 11.99 ea
MH4630	1994-96	5.7L tee to heater..... 11.99 ea
MH4631	1994-96	5.7L valve to heater 9.99 ea
MH4364	1994-96	5.7L throttle body..... 8.99 ea



## Stainless Steel Heater Hose Fittings

These corrosion resistant stainless steel fittings can be threaded into the water pump and intake manifold to provide heater hose attachment points.

<b>For 5/8" I.D. Hose</b>	
PF1007	one 1-3/4" & one 2-7/8" long 31.99 pr
PF1006	two 1-3/4" long..... 26.99 pr
<b>For 3/4" and 3/4" I.D. Hose</b>	
PF1008	one ea 1-3/4" long..... 26.99 pr
PF1009	one 1-3/4" & one 2-7/8" long 31.99 pr



## Stainless Steel Heater Hose Fittings Set

Reproduction fittings that screw into water pump and to the manifold. Each stainless steel set features 2 fittings, two 1/2" pipe plugs and stainless steel thread sealant. Available in several different sizes. Made in USA.

PF1025	5/8" o.d. x 1-3/4" & 2-7/8" long... 44.99 set
PF1027	5/8" and 3/4" o.d. x 2-7/8" long... 44.99 set



## Heater Hose Fitting

This fittings are for use with heater hoses or bypass hoses attachments. Available in steel and stainless steel.

1/2" NPT for 5/8" I.D. Hose	..... 19.99 ea
1/2" NPT 5/8" i.d. x 2-7/8"	..... 18.99 ea
1/2" NPT for 3/4" I.D. Hose	..... 19.99 ea
PF1004	3/4" i.d. x 2-7/8"..... 18.99 ea



## 1969-81 Heater to Inlet Manifold Nipple

Correct replacement designed for 1969-81 models. 1-3/4" long. 1/2"-14 thread.

G9746	1969-81	V8 small block..... 14.99 ea
-------	---------	------------------------------

# Hose Clamps

**REF. AUTHORIZED**



## 1969-81 Heater Hose Bracket

Reproduction 2-1/4" heater hose bracket for 1969-81 Chevrolet full size models. This hose bracket is designed to secure two heater hoses to the alternator bracket to prevent damage of the hoses and keep the engine compartment neat and tidy in appearance.

3825416X 1969-81 metal loop..... 4.99 ea



## 1958-84 Heater Hose Bracket

Manufactured correctly as original. 3770259 holds the heater hoses to the fender skirt. The K556 includes the top alternator bracket and inner fender well bracket used to hold the heater hoses together.

3770259 1958-84 1 piece..... 6.99 ea  
K556 1958-84 2 piece..... 9.99 set



## Stainless Steel Heater Hose Bracket

Stainless steel version of the heater hose bracket that mounts to the top alternator bracket and keeps the two heater hoses together.

14280 angled tab..... 24.99 ea  
1010439 straight tab..... 27.99 ea



## Stainless Heater Hose Bracket

This is a universal clamp which holds the two heater hoses to the inner fender well. This is a stainless steel clamp that replaces the black push-in style clamp for a beautiful upgrade to your engine compartment.

13970 universal..... 29.99 ea



## OE Style Radiator Hose Clamp

Correct style Corbin, WITTEK, and side screw style radiator hose clamps used on various GM vehicles. Wire ring Corbin style were most commonly used on 1958 GM vehicles, WITTEK style tower clamps were most commonly used on 1959-72 GM vehicles and late style side screw were most commonly used on 1973-92 GM vehicles.

**1959-72 WITTEK Style Tower Hose Clamps**

0855 1959-72 2-1/16" - upper..... 4.99 ea  
0856 1959-72 2-1/4" - lower..... 3.99 ea  
0854 1959-72 2-5/16" - lower..... 4.99 ea

**1973-92 Late Style Side Screw Hose Clamps**

332024 1973-92 #24, 1"-2"..... 1.99 ea  
332028 1973-92 #28, 1-5/16"-2-1/4"..... 2.49 ea  
332032 1973-92 #32, 1-9/16"-2-1/2"..... 2.49 ea  
332040 1973-92 #40, 1-3/4"-3"..... 2.99 ea



AU5354



AU5357



0858



332012

## OE Style Heater Hose Clamps

Correct style Corbin wire, WITTEK tower style and flat band side screw heater hose clamps used on various 1958-92 GM vehicles.

### Corbin Clamps

AU5354	1958-68	9/16"	2.99 ea
AU5356	1958-68	11/16"	1.99 ea
AU5357	1958-68	3/4"	1.99 ea
A17087	universal	13/16"	1.99 ea
A5358	universal	15/16"	1.99 ea
A16603	universal	1-7/8"	1.99 ea
A16604	universal	2"	1.99 ea

### Tower Clamps

0857	1969-82	5/8"	3.99 ea
0858	1969-82	3/4"	3.99 ea

### Side Screw Clamps

332010	1983-92	5/8"	1.99 ea
332012	1983-92	3/4"	1.99 ea
A9591	universal	1-3/4"	3.99 ea



R085677

## Radiator and Heater Hose Clamp Set

Sets include the clamps for both the radiator and heater. Correct Corbin style pinch clamps and WITTEK tower style hose clamps used on 1958-72 GM vehicles. Tower clamps feature: WITTEK MFG. CO. CHICAGO, U.S.A. stamped on each clamp. Kits will also work on 1973 and newer vehicles.

R085677 1958-68..... 25.99 set  
R085678 1969-72..... 32.99 set



A9700116

## Notched Soft Line Clamps

This new line fastening system will keep your soft lines (heater hose, battery cables, AN lines, etc.) secure and look great while doing it! Once fastened down with the included hardware, your lines will snap in and out of these clamps for a clean and simple installation. Sets include 6 high strength copolymer acetal plastic clamps and installation hardware. Heat resistant to 180+ degrees F.

### 12" Heater Hose

A9700116 and #6 AC line..... 23.99 set

### 5/8" Heater Hose

A9700117 and #8 AC line..... 25.99 set

### 3/4" Heater Hose

A9700118 and #10 AC line..... 27.99 set



154128

## Radiator Hose Clamp

Authentic original looking, period correct, double wire hose clamp. For that last OEM detail in the engine compartment to give your engine a genuine appearance.

154128	2" to 1-3/4"	7.99 ea
156202	2-1/4" to 2"	7.99 ea
156212	2-1/2" to 2-1/4"	7.99 ea



B67425

## Universal Billet Hose Ends

Billet aluminum hose clamp ends from Billet Specialties. Clean alternative to plain hose clamps or loud anodized colors. They are available for both braided and rubber hose and in most popular sizes.

### Heater Hose

B67425	5/8"	rubber	20.99 ea
B67525	5/8"	braided	20.99 ea
B67625	3/4"	rubber	20.99 ea
B67725	3/4"	braided	20.99 ea

### Radiator Hose

B67825	1-1/2"	rubber	31.99 ea
B67925	1-3/4"	rubber	31.99 ea

## Heat Shrink Hose Clamp

This new advanced heat sensitive thermoplastic clamps that seals better in all conditions and temperature extremes. Easy-to-install with an ordinary heat gun.



A9600216

### Part#

Part#	Min I.D.	Max I.D.	O.D.	Price
A9600216	1/4"	1/2"	1 1/16"	5.99 ea
A9600217	3/8"	1 1/16"	1 3/16"	5.99 ea
A9600218	1/2"	3/16"	1 5/16"	5.99 ea
A9600219	5/8"	1 5/16"	1-1/16"	5.99 ea
A9600220	3/4"	1-1/16"	1-3/16"	5.99 ea
A9600221	7/8"	1-3/16"	1-1/2"	5.99 ea
A9600222	1"	1-3/16"	1-1/2"	7.99 ea
A9600223	1-1/4"	1-1/2"	1-3/4"	7.99 ea
A9600224	1-1/2"	1-3/4"	2"	8.99 ea
A9600225	1-3/4"	2"	2-1/4"	8.99 ea
A9600226	2"	2-1/4"	2-1/2"	8.99 ea



## Hose Clamp Pliers

This handy tool removes and installs spring tension hose clamps used on heater and radiator hoses. Adjustable tips screw in and out to fit clamps of all sizes. Ratcheting lock mechanism holds the clamp in an open position for easy removal and installation. Tips can be switched to accommodate different applications. Offset jaws allow access in hard to reach areas.

Y17100 hose clamp pliers..... 32.99 ea

# Cooling Fans



## 1958-71 Fan Blade



Reproduction fan 4 blade for various V8 or 6 cylinder GM engines. Outer diameter is 17-5/8" while the bolt pattern measures 1-3/4" and the center mounting hole diameter is 5/8". This is a quality replacement for your damaged or missing original. Not for use with a fan clutch. Includes hardware and replaces OE part #3735314, 3739265, 3839282.

B1017 1958-71 all 6 cylinder and V8 42.99 ea

OE AUTHORIZED




K193

## 1968-79 18" - 7 Blade Fan Blade



Economy and service replacement fan blades for 1968-79 models with a 18" diameter 7 blade fan.

K193 1968 396, 427 hi perf. .... 65.99 ea  
 K193 1969 6 cylinder with AC..... 65.99 ea  
 K193 1969 all 8 cylinder..... 65.99 ea  
 K193 1970 8 cylinder with AC..... 65.99 ea  
 K193 1970-79 6 cylinder with AC..... 65.99 ea  
 3947772 1968-79 service replacement 87.99 ea



51804




detail of stamping on date code fans

## 1968-70 Engine Cooling Fan Blade



This is the first truly correct reproduction date coded 1968-70 fan blade for Impala models. This 18" diameter, 7 blade, clutch style fan has the correct part number (3947772) and date code (E69) stamped on it. A must for the serious restorer!

51808 1968-69 M68.....	119.99 ea
51802 1969-70 A69.....	119.99 ea
51809 1969-70 B69.....	119.99 ea
51803 1969-70 C69.....	119.99 ea
51811 1969-70 D69.....	119.99 ea
51804 1969-70 E69.....	119.99 ea
51805 1969-70 G69.....	119.99 ea
51806 1969-70 J69.....	119.99 ea
51807 1969-70 M69.....	129.99 ea



51800

51801

## 1967-70 Non-Dated Coded Fan



Reproduction fan blade for 1967-70 Impala, Bel Air, and Biscayne models. This fan blade is manufactured in stamped steel to the original OE configuration. This 18" diameter blade features 5 or 7 blades and used with a clutch style fan on a short water pump.

51800 1967-68 5 blade ..... 100.99 ea  
 51801 1969-70 7 blade ..... 119.99 ea

OE AUTHORIZED



## 1971-78 19-1/2" - 7 Blade Fan Blade



OE<sup>®</sup> Authorized reproduction fan blade which was installed as original equipment on 1971-78 full size models with 19-1/2" diameter, 7 blade fan.

3991431 1971-78 ..... 74.99 ea



## High Performance Flex Fan



Derale's high-performance standard rotation flex fans include 6 blades (stainless steel or aluminum) and a polished and chrome-plated hub. A very good choice for applications with limited space between the radiator and water pump. Rated for engine speeds up to 8000 RPM. Fan spacer and mounting bolt set sold separately.

### Polished Stainless Steel Blades

19213 13".....	59.99 ea
19215 15".....	59.99 ea
19217 17".....	59.99 ea
19218 18".....	59.99 ea

### Red Anodized Aluminum Blades

19417 17".....	62.99 ea
19418 18-1/4".....	62.99 ea

### Blue Anodized Aluminum Blades

19517 17".....	62.99 ea
19518 18-1/4".....	62.99 ea



FL2016

FL2216



## Stainless Steel Flex Fan



Flex-a-lite fans are designed to flex or flatten out as the RPM's climb, helping to reduce engine drag for better performance and improved fuel economy. Fan features a premium, high tech silver coating that won't degrade or lose its luster in the harsh environment of an engine compartment. Available in standard or reverse rotation along with 4 different diameters and 6 blades.

**Important:** Must be used with a Flex-a-lite spacer or warranty will be voided. Fans feature 5/8" pilot hole with a 1-3/4" to 2-1/2" slotted bolt pattern.

### Standard Rotation - 6 Blades

FL2016 16" diameter.....	82.99 ea
FL2017 17" diameter.....	82.99 ea
FL2018 18" diameter.....	89.99 ea
FL1309 19" diameter.....	99.99 ea

### Reverse Rotation - 6 Blades

FL2216 16" diameter.....	82.99 ea
FL2217 17" diameter.....	94.99 ea
FL2218 18" diameter.....	96.99 ea

## Rigid Race Fan



Derale high-performance

replacement fans feature durable construction with excellent balance and are rated for up to 8000 RPM. Manufactured with a universal heavy-duty steel hub with a 5/8" pilot hole. Available with riveted steel or aluminum blades.

**Note:** Not for use with a fan clutch.

### Steel Blade Standard Rotation

17313 13".....	55.99 ea
17315 15".....	55.99 ea
17317 17".....	55.99 ea
17318 18".....	55.99 ea
17319 19".....	55.99 ea
17320 20".....	55.99 ea

### Aluminum Blade Standard Rotation

17513 13".....	59.99 ea
17515 15".....	59.99 ea
17517 17".....	59.99 ea
17518 18".....	59.99 ea

### Steel Blade Reverse Rotation

17417 17".....	55.99 ea
17418 18".....	55.99 ea
17419 19".....	55.99 ea
17420 20".....	55.99 ea

## Fan Clutch Fan



New!



This standard rotation clutch fan is designed to replace the factory fan, features an 8 hole dual bolt pattern center hub that fits most fan clutches.

Manufactured from sturdy steel hubs and fan blades, it produces maximum airflow and is rated up to 8000 RPM. Features a durable, attractive black powder coat finish.

17117 17".....	54.99 ea
17118 18".....	54.99 ea
17119 19".....	54.99 ea
17120 20".....	54.99 ea



17117

# Cooling Fan Components

New!

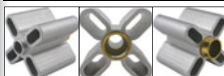


3927794 3927794B

## 1969-81 Full Size Fan Spacer

Correct reproduction fan spacers for 1969-81 Chevrolet full size models without a fan clutch. Locator pilot measure 5/8" in diameter. Bolt spacing is 1-1/4" center to center. Order according to length needed for your application.

3927794	1969-81	1-1/2" spacer	21.99 ea
3927794B	1969-81	2" spacer	19.99 ea
3927793	1970-74	2-9/32" spacer	39.99 ea



31520 - detail views



31520

### Specifications:

- Male pilot diameter: 5/8"
- Female pilot diameter: 5/8"
- Flange bolt spacing: 1-3/4" - 2-1/4"



## Aluminum Fan Spacer

This universal fan spacer is constructed from quality aluminum and features a clear anodized finish. Fits most domestic 5/8" pilot water pumps. Includes mounting hardware. Made in USA.

**Important:** Fan should have a minimum clearance of 3/4" from the radiator, belts, hoses, or pulleys.

31500	1/2"	14.99 ea
31510	1"	14.99 ea
31515	1-1/2"	14.99 ea
31518	1-3/4"	16.99 ea
31520	2"	16.99 ea
31540	2-1/4"	17.99 ea
31550	2-1/2"	18.99 ea



## Fan Spacer

This is a correct silver 1/2" replacement fan spacer for various applications.

FL14544	silver	1/2" spacer	25.99 ea
FL14548	silver	1" spacer	24.99 ea
FL14556	silver	2" spacer	29.99 ea



## Electric Fan Rubber Fan Spacer Set

Rubber spacers are used with Champion Series electric fans for proper spacing from the radiator.

MF112			5.99 set
-------	--	--	----------



C Flames D Bow Tie E SS logo G 350 H 454



56456SE

## Fan Spacer Bolt Set

Popular Chevrolet logos are stamped directly onto the head of the bolts, and are available in decorative chrome-plated or polished stainless steel versions.

**Note:** Most-placed logo suffix: C - Flames, D - Bow Tie, E - SS, G - 350, H - 454.

56456C	chrome	short 1-3/4" long	13.99 set
56457C	chrome	extended 2-3/4" long	16.99 set
56456S	stainless	short 1-3/4" long	11.99 set



G5639 - top view

G5639 - bottom view



G5639

G5666

## 1994-96 Engine Cooling Fan Motor

Commonly burnt out, the cooling fan motor is one of many components needed to keep the engine cooling system working properly. Replace your burnt out motor with a quality Genuine GM. Fits 1994-96 full size models.

### Models Except Taxi

G5639	1994-96	LH	53.99 ea
G5666	1994-96	RH	88.99 ea

### Taxi Models

G5638	1994-96	LH (i.d. #22137220)	95.99 ea
G3697	1995	LH (i.d. #22136544)	99.99 ea



## 1962-69 Fan Clutch to Water Pump Stud

Correct stud which allows the fan clutch to attach to the water pump.

333959	1962-69	4 required	3.99 ea
--------	---------	------------	---------



916141

## 1965-75 OEM Style Fan Clutch

Reproduction of the application specific, factory style fan clutch for 1965-75 Chevrolet models. Each fan clutch is designed to replicate the original in design, appearance, and fitment.

### 6" Clutch Diameter

Fan Clutch Specifications: 2-1/2" shaft (mounting plate to edge of clutch), 1-3/4" water pump bolt spacing, and 3" fan bolt spacing.

916141	1965-68	129.99 ea
--------	---------	-----------

### 6" Clutch Diameter

Fan Clutch Specifications: 2-3/4" shaft (mounting plate to edge of clutch), 2-1/8" water pump bolt spacing, and 3-1/4" fan bolt spacing.

939899	1969-75	129.99 ea
--------	---------	-----------

### 7-1/4" Clutch Diameter

Fan Clutch Specifications: 2-3/4" shaft (mounting plate to edge of clutch), 2-1/8" water pump bolt spacing, and 3-1/4" fan bolt spacing.

342754	1969-75	high-performance ..	129.99 ea
--------	---------	---------------------	-----------

New!



NEW

## 1980-84 Fan Clutch

Reproduction factory style thermal fan clutch for 1980-84 Impala models. Fan clutch is designed to replicate the original in design, appearance, and fit. Includes mounting hardware. Features an Eaton style coil type thermostatic element. Measures 7" diameter, 1-3/4" bolt pattern at water pump, 1-1/2" depth from fan to where it bolts to pump, 3-1/4" bolt pattern for fan. Replaces a wide variety of original OE part #'s including 1236786, 1245632, and others.

1236786	OE style.....	129.99 ea
---------	---------------	-----------



1256621

1256622

## Fan Clutch Hardware

Reproduction style bolt and studs used to attach the fan clutch to the water pump. Unlike other counterfeit reproduction, these replicate the original bolts and include the correct marking when required.

### Fan to Clutch Bolt Set

1256621	5/16" x 24 x 3/4"	bolt.....	8.99 set
---------	-------------------	-----------	----------

### Clutch to Water Pump Stud Set

1256622	5/16" x 24", 5/16" x 18"	stud	13.99 set
---------	--------------------------	------	-----------



# Cooling Fans

New!



67926185



67923185

## Brushless Electric Fan Powerpacks

Duralac brushless powerpacks provide the best performance when it comes to cooling performance for your engine. Duralac's NEW, high performing brushless fans with integrated fan controller, combined with their high performing shrouds is a combination that just can't be beat. These units feature a fully welded aluminum shroud measuring only 2-13/16" in depth and combined with the installed electric fan, the overall thickness is only 3-1/2". The dual 12", brushless electric fans are some of the most proven and reliable fans in our line-up and are specifically designed to thrive on thick, tight fin radiator cores. Offering a total of 4400 CFM. Don't forget they also have the built-in PWM fan controller with soft start technology. The controller utilizes Pulse Width Modulation to constantly adjust electric fan speeds from 0-100% to maintain temperature. This allows electric fans to operate at the percentage needed, instead of 100% all the time. This results in extra-longevity, increasing component life and eliminating amperage spikes.

### Brushless Dual 12" Fans

67942185	185°F	2200/2200 CFM	1499.99 set
67942195	195°F	2200/2200 CFM	1499.99 set
67942215	215°F	2200/2200 CFM	1499.99 set

67926185	185°F	2200/2200 CFM	1499.99 set
67926195	195°F	2200/2200 CFM	1499.99 set
67926215	215°F	2200/2200 CFM	1499.99 set

67938185	185°F	2200/2200 CFM	1499.99 set
67938195	195°F	2200/2200 CFM	1499.99 set
67938215	215°F	2200/2200 CFM	1499.99 set

### Brushless Single 17" Fan

67923185	185°F	2800 CFM	1149.99 set
67923195	195°F	2800 CFM	1149.99 set
67923215	215°F	2800 CFM	1149.99 set

67922185	185°F	2800 CFM	1149.99 set
67922195	195°F	2800 CFM	1149.99 set
67922215	215°F	2800 CFM	1149.99 set

New!



66836



66831



## Electric Dual Fan & Shroud Powerpack

This Duralac dual high output RAD fan powerpack assembly is part of the HO aluminum shrouded fan series that's designed with the application in mind. Based on some of the most common radiator core sizes sold today, this unit features an aluminum shroud and is only 4" in overall depth to offer an adjustable yet precision fit. The natural, non-finished aluminum shroud gives the user the freedom to polish, anodize, paint, or simply leave it raw to create a truly custom look for an affordable price. The dual 12" high output electric fans are some of the most proven and reliable fans in our line-up. Offering a total of 4000 CFM, this dual electric fan assembly generates the most real-world airflow in the smallest package on the market. Now add the digital PWM fan controller with built-in soft start technology. The controller utilizes Pulse Width Modulation to constantly adjust electric fan speeds from 0-100%, maintaining the optimal engine operating temperature.

### With Duralac PWM Controller

Dual 12" Fans - Aluminum Shroud	
High Output 300 Watt Motors - 4000 CFM	
66825	25-5/8" x 15-1/8"..... 679.99 ea
66826	25-5/8" x 17-1/8"..... 679.99 ea
66836	26-3/8" x 16"..... 679.99 ea
66837	27" x 18"..... 679.99 ea
66838	28-1/4" x 17"..... 679.99 ea
66842	26" x 18"..... 679.99 ea

Dual 11" Fans - Aluminum Shroud	
High Output 225 Watt Motors - 3750 CFM	
66830	22-1/2" x 19"..... 639.99 ea
66831	24" x 15-1/2"..... 639.99 ea
66833	24" x 17"..... 639.99 ea
66835	23-3/4" x 19-3/4"..... 639.99 ea

### Without PWM Controller

Dual 12" Fans - Aluminum Shroud	
High Output 300 Watt Motors - 4000 CFM	
16825	25-5/8" x 15-1/8"..... 439.99 ea
16826	25-5/8" x 17-1/8"..... 439.99 ea
16836	26-3/8" x 16"..... 439.99 ea
16837	27" x 18"..... 439.99 ea
16838	28-1/4" x 17"..... 439.99 ea
16842	26" x 18"..... 439.99 ea

Dual 11" Fans - Aluminum Shroud	
High Output 225 Watt Motors - 3750 CFM	
16830	22-1/2" x 19"..... 399.99 ea
16831	24" x 15-1/2"..... 399.99 ea
16833	24" x 17"..... 399.99 ea
16835	23-3/4" x 19-3/4"..... 399.99 ea

New!



66822



66827



## Electric Single Fan & Shroud Powerpack

This Duralac high output single RAD fan powerpack is part of the HO aluminum shrouded fan series designed with popular applications in mind. This assembly measures only 3" thick overall to offer an adjustable yet precision fit. The raw aluminum shroud gives the user the freedom to polish, anodize, paint, or simply leave it natural to create a truly custom look for an affordable price. The 17" high output 2-speed fan is one of the best in our line-up offering 2400 CFM when on high to create the most airflow possible in a compact size. Now add the digital PWM fan controller with built-in soft start technology. The controller utilizes Pulse Width Modulation to constantly adjust electric fan speeds from 0-100%, maintaining the optimal engine operating temperature.

### With Duralac PWM Controller

Single 17" Fan - Aluminum Shroud	
HO 2-Speed 265 Watt Motors - 2400/1800 CFM	
66818	18" x 18"..... 499.99 ea
66819	18-3/4" x 17-5/8"..... 499.99 ea
66821	20-3/4" x 17-5/8"..... 499.99 ea
66822	22-1/4" x 17-5/8"..... 509.99 ea
66823	21" x 16-3/4"..... 509.99 ea
66828	24" x 17"..... 509.99 ea

Single 14" Fan - Aluminum Shroud	
HO 2-Speed 265 Watt Motors - 2100/1500 CFM	
66820	20" x 16-3/8"..... 499.99 ea
66827	23 7/16" x 15-7/16"..... 499.99 ea

### Without PWM Controller

Single 17" Fan - Aluminum Shroud	
HO 2-Speed 265 Watt Motors - 2400/1800 CFM	
16818	18-3/4" x 17-5/8"..... 259.99 ea
16818	18" x 18"..... 259.99 ea
16819	18-3/4" x 17-5/8"..... 259.99 ea
16821	20-3/4" x 17-5/8"..... 259.99 ea
16822	22-1/4" x 17-5/8"..... 269.99 ea
16823	21" x 16-3/4"..... 269.99 ea
16828	24" x 17"..... 269.99 ea

Single 14" Fan - Aluminum Shroud	
HO 2-Speed 265 Watt Motors - 2100/1500 CFM	
16817	17" x 16-3/8"..... 259.99 ea
16820	20" x 16-3/8"..... 259.99 ea
16827	23 7/16" x 15-7/16"..... 259.99 ea



WARNING: Cancer and Reproductive Harm - www.P63Warnings.ca.gov


# Cooling Fans



## Electric Dual Fan & Shroud Powerpack

Get complete control of your engine temperature! Deralé Performance has combined their high performing shrouded powerpack with the ultimate fan controller. Using high output electric fans incorporated into an engineered shroud, this powerpack can conquer even the most difficult cooling conditions. The Dual 12" high output electric fans are some of the most proven and reliable fans in our line-up and are specifically designed to thrive on tight, thick fan radiator cores. Offering a total of 4000CFM. Now add the digital PWM fan controller with built-in soft start technology. The controller utilizes Pulse Width Modulation to constantly adjust electric fan speeds from 0-100%, maintaining the optimal engine operating temperature. Features a laser cut, powder coated steel shroud measuring 26" wide by 18" top to bottom and is only 4" in overall depth.

Dual 12" Fans - Steel Shroud	
With Deralé PWM Controller (#16797)	
60927 26" x 18" .....	649.99 set
Without PWM Controller	
16927 26" x 18" .....	409.99 ea



## HD 2-Speed Electric Fan Set

Deralé's most compact version of the high output single RAD fan series, this fan is a self-shrouded, symmetrical design with four molded mounting points. Motivated by a 2-speed .265 watt Bosch motor driving 11 patented skived blades, each includes a patented ratchet mounting system for a professional installation. Can be used as a pusher or puller fan by simply flipping brackets without changing direction of the unit.

11 Skived Blades - Overall Depth: 2-5/8"	
16212 12" 1450/1000 CFM .....	149.99 ea
16214 14" 2100/1500 CFM .....	154.99 ea
16217 17" 2400/1800 CFM .....	169.99 ea



## HO Extreme Electric Fan Set

Deralé Performance high output extreme electric fan sets. These fans are Deralé's most powerful single speed units and provide a low profile for limited space applications. Using a sealed IP68 certified (waterproof and dustproof) motor that lasts up to 3 times longer than normal electric fan motors, this puller fan is designed to provide maximum performance at high static pressure loads. Mounting kit and installation instructions included.

<b>10 Straight Blades</b>	
16108 8" 366 CFM 2" deep .....	99.99 ea
<b>5 Paddle Blades</b>	
16119 9" 755 CFM 3-3/4" deep .....	155.99 ea
16920 11" 1380 CFM 4" deep .....	159.99 ea
<b>10 Curved Blades</b>	
16109 9" 625 CFM 2" deep .....	99.99 ea
16110 10" 825 CFM 2-1/16" deep .....	99.99 ea
16112 12" 1328 CFM 2-7/16" deep .....	116.99 ea
16114 14" 1864 CFM 3-7/16" deep .....	159.99 ea
16116 16" 2024 CFM 3-7/16" deep .....	159.99 ea
<b>7 Curved Blades</b>	
16136 16" 1918 CFM 3-3/4" deep .....	169.99 ea



## 12" Electric Engine Cooling Fan Kit

Thermostatically controlled, it only operates when forced airflow is required (such as when idling, during stop and go traffic, pulling a load, driving up a grade, etc.). Can be mounted either in front or in back of the radiator. Kit includes: one 12" fan, thermostat fan control, and all mounting hardware (nothing else to buy).

<b>Note: Requires 5-1/4" clearance between radiator and water pump shaft (or belt driven fan). For extreme use, add a second fan (fan control will operate up to 2 electric fans).</b>	
EF6504 electric fan kit .....	99.99 kit
3640 12" fan only .....	74.99 ea
3647 fan control only .....	34.99 ea

**Power New!**

## High-Performance Electric Fan

Your stock fan robs your engine of up to 15 or more horsepower! Replace it with a rugged, quieter than straight blade, universal fit S-blade fan equipped with an adjustable 160-240 F degree thermostat. Bolts to your radiator supports using sturdy brackets. With a heavy-duty motor, and 15" diameter, this unit pulls up to 2,800 cfm of air. Amp draw: 14 amps. Mounting hardware and wiring included.



67029 18" x 16-1/8" x 4-1/4" ..... 184.99 ea



67010 67011



D141641

## High-Performance Electric Fan

These reversible fans help prevent overheating in stop-and-go traffic, designed to fit the most popular cars and trucks, increases gas mileage, improves engine performance, frees the water pump pulley for more RPM, installs in minutes with simple hand tools, 10", 12", 14", and 16" fans are (mount in front or back of radiator). Ultra thin design to fit cramped locations. Reinforced glass filled polypropylene blade and plastic housing for minimized weight. Nylon tie mounting kit included. Nominal fan size is based upon approximate overall assembly diameter. Your choice between a straight or S-blade.

Straight Blade			
10" x 2-1/2"	3000 RPM	7 amp	1000 cfm 38.99 ea
12" x 2-1/2"	3000 RPM	7 amp	1200 cfm 40.99 ea
14" x 4"	2500 RPM	8 amp	1650 cfm 49.99 ea
16" x 4"	2000 RPM	9 amp	2100 cfm 52.99 ea
<b>S-Blade</b>			
10" x 2-1/2"	3000 RPM	7 amp	1000 cfm 39.99 ea
12" x 2-1/2"	3000 RPM	7 amp	1200 cfm 43.99 ea
14" x 4"	2500 RPM	8 amp	1650 cfm 56.99 ea
16" x 4"	2000 RPM	9 amp	2100 cfm 64.99 ea
<b>With Red Bow Tie on Top of Shroud</b>			
10" x 2-1/2"	3000 RPM	7 amp	1000 cfm 44.99 ea
12" x 2-1/2"	3000 RPM	7 amp	1200 cfm 49.99 ea
14" x 4"	2500 RPM	8 amp	1650 cfm 71.99 ea
16" x 4"	2000 RPM	9 amp	2100 cfm 67.99 ea

AC, HEATER & COOLING SYSTEM

# Cooling Fans

MISHIMOTO



detail view

## 1966-68 Fan/Shroud Assembly

Keep your 1966-68 Impala cool with the Mishimoto performance fan shroud assembly! This unique electric fan shroud setup completely eliminates the stock, failure prone mechanical fan. The shroud mounts exclusively to Mishimoto's performance radiators and includes dual 12" high flow electric fans that produce over 1150 cfm of airflow.

153530 1966-68 dual 12" fans..... 318.99 ea

Northern



40004



40007

## Fan Shroud Assembly

High-quality electric fans and fan shroud assemblies are available to make a complete cooling module set. These are electric fans that include an aluminum fan shroud designed to fit the Northern aluminum radiators for advance cooling. Assemblies include all mounting hardware and wire leads. Switch not included.

### Shroud with Dual Fans

40007 10" fans for radiator CR5070... 334.99 ea  
Z40088 10" fans for radiator CR5027... 334.99 ea  
Z40086 10" universal ..... 424.99 ea  
Z40014 11" universal ..... 334.99 ea  
40004 12" fans for radiator CR5026... 354.99 ea  
40006 12" fans for radiator CR5027... 354.99 ea  
40004 12" fans for radiator CR5055... 354.99 ea  
**Shroud with Single Fan**  
40084 16" fans for radiator CR5028... 309.99 ea

**Dual Fan Wire Harness with Relay**  
40080 wire harness with relay ..... 54.99 ea

**Temperature Switch**  
Z18346 switch single wire ..... 64.99 ea



## Sycloane Electric Fan

The amazing Flex-a-lite Sycloane electric fan is the most efficient S-Blade fan blade on the market! This quiet fan mounts to the core and can be used to push or pull air through the radiator. The higher torque (17 amp) motor produces 2500 cfm of air flow, making these fans strong enough to replace your stock belt driven fan and fan clutch to gain more horsepower and torque. The sweep style blades squeeze out the maximum air flow possible. 16-5/8" x 15-3/4" x 4" mount. Universal mounting brackets are included.

FL398 16" fan..... 176.99 ea



## Black Magic S-Blade

If your vehicle is still running the factory engine driven fan, you're losing vital horsepower and not even getting the full cooling effect you should! By replacing your engine driven fan with an efficient electric unit, you can reduce unneeded drag on your engine to free up horsepower and improve your fuel economy. An engine driven fan can cost up to 17 HP to operate! This universal fit Flex-a-lite electric fan features computer engineered blades that are extremely quiet and efficient, and moves 3000 cfm of air to provide consistent cooling, regardless of engine RPM. Ring fans like this provide better blade support for impact resistance. This electric fan fits vehicles with 16" or wider radiator cores, and requires a mounting surface of 18" x 16" x 4-1/4" for an easy, bolt-in installation. Universal mounting brackets are included.

FL160 ..... 319.99 ea



SP2066

## Fan Switch

SPAL replacement temperature fan switch. Manufactured from stainless steel, hermetically sealed and feature a 38" NPT. Operating switch range 35 degrees F to 480 degrees F and max current/voltage 3 amp, 32 VDC and grounded case only.

SP2066 on 185°/off at 165° ..... 44.99 ea  
SP2067 on 195°/off at 175° ..... 55.99 ea



FL116



FL210

## Improves Horsepower, Extends Water Pump Life and Cools Faster!

Used as a primary fan, this unit frees up wasted horsepower and increases fuel mileage by eliminating drag caused by your standard engine mounted fan. Also increases water pump life by reducing strain on the water pump bearing assembly. When mounted in front of the radiator and used as an auxiliary fan in addition to your stock belt driven fan, this electric fan provides better cooling in any engine prone to overheating.

### Single Fan - Mounted in Front of Radiator

FL114 14" 14-3/4" x 14" x 3-1/4"..... 119.99 ea

FL116 16" 16-1/2" x 16" x 3-1/4"..... 122.99 ea

### Dual Fan - Mounted Behind Radiator

FL210 12" 15-1/2" x 26-1/4" x 2-5/8" 396.99 ea

New!



FL394



FL396

## S-Blade Electric Fan

These quiet fans mount to the core and can be used to push or pull air through the radiator. The high torque motor makes these fans strong enough to replace your belt driven fan and fan clutch. The sweep style blades squeeze out the maximum air flow possible.

14-1/2" x 13-7/8" x 3-3/4" Mount

FL394 14" fan 9.2 amp, 1530 cfm 124.99 ea

16-5/8" x 15-3/4" x 4" Mount

FL396 16" fan 13.5 amp, 1980 cfm 152.99 ea

# Cooling Fans



SP2020



SP2029

## High-Performance Dual Electric Fan

SPAL electric fans are manufactured for the most demanding cooling systems. Fans feature fully sealed waterproof/dustproof electrical motors to ensure maximum performance and durability. SPAL dual fan configurations combine efficiency and style by incorporating two high performance fans into a complete, custom made fan shroud.

### Dual Puller Fans with Shroud

<b>Paddle Blade</b> - 23.46" x 16.26" x 4.25"	
SP2020 11" 2720 cfm.....	385.99 ea
<b>Curved Blade</b> - 25.83" x 17.32" x 4.02"	
SP2029 12" 3168 cfm.....	538.99 ea



SP2004



SP2008

## Small Electric Fan

SPAL electric fans are manufactured for the most demanding cooling systems. These compact fans are perfect for remote oil coolers and other tight spaces. SPAL fans feature slide-in mounting flanges, fully sealed electrical motors and are designed to be mounted in various ways with many universal brackets, straps, and shrouds. Available in various sizes to best fit your application.

### Puller Fan

SP2002 4"	124cfm.....	67.99 ea
SP2004 5.2"	133cfm.....	67.99 ea
SP2007 6-1/2"	325cfm.....	88.99 ea
SP2009 7-1/2"	437cfm.....	88.99 ea
SP2010 7-1/2"	437cfm.....	67.99 ea


### Pusher Fan

SP2003 4"	124cfm.....	67.99 ea
SP2005 5.2"	133cfm.....	67.99 ea
SP2008 6-1/2"	325cfm.....	88.99 ea



SP2051

SP2030



SP2056

HP MP LP

## High-Performance Electric Fan

SPAL electric fans are manufactured for the most demanding cooling systems. Fans feature slide-in mounting flanges, and fully sealed waterproof electrical motors that are fully tested and individually balanced during the production process to ensure maximum performance and durability. SPAL fans are designed to be mounted in various ways and will mount with many universal brackets, straps, and shrouds.

*Note: \*High output fans require special wiring and upgraded electrical system to handle the additional current draw.*

### HP Puller Fans - 3.45" Depth

<b>Race Fan - Curved Blade</b>	
SP2055* 16" 2467 cfm, 10 blade.....	214.99 ea
SP2070 16" 1/4" mounting seal.....	16.99 ea

<b>High Output - Curved Blade</b>	
SP2021* 11" 1604 cfm, 5 blade.....	207.99 ea
SP2030* 12" 1870 cfm, 7 blade.....	230.99 ea
SP2056* 16" 1953 cfm, 7 blade.....	223.99 ea

<b>HP - Curved Blade</b>	
SP2031 13" 1451 cfm, 10 blade.....	172.99 ea
SP2041 13" 1777 cfm, 10 blade.....	172.99 ea
SP2049 14" 1864 cfm, 10 blade.....	172.99 ea
SP2057 16" 1918 cfm, 7 blade.....	188.99 ea
SP2060 16" 2024 cfm, 10 blade.....	172.99 ea

<b>HP - Paddle Blade</b>	
SP2011 9" 755 cfm, 5 blade.....	168.99 ea
SP2015 10" 1081 cfm, 5 blade.....	168.99 ea
SP2033 12" 1640 cfm, 5 blade.....	158.99 ea

### HP Pusher Fans - 3.45" Depth

<b>HP - Curved Blade</b>	
SP2032 12" 1381 cfm, 10 blade.....	172.99 ea

### Medium Profile Pusher Fans - 2.44"

<b>MP - Curved Blade</b>	
SP2037 12" 1266 cfm.....	108.99 ea

<b>MP - Straight Blade</b>	
SP2024 11" 932 cfm.....	103.99 ea
SP2035 12" 1097 cfm.....	103.99 ea
SP2051 14" 1310 cfm.....	106.99 ea
SP2062 16" 1469 cfm.....	108.99 ea

### Medium Profile Pusher Fans - 2.44"

<b>HP - Straight Blade</b>	
SP2036 12" 1009 cfm.....	108.99 ea

### Low Profile Puller Fans - 2.05"

<b>LP - Curved Blade</b>	
SP2019 10" 847 cfm.....	84.99 ea
SP2040 12" 909 cfm.....	93.99 ea

<b>LP - Straight Blade</b>	
SP2013 9" 543 cfm.....	74.99 ea
SP2038 12" 867 cfm.....	80.99 ea
SP2045 13" 962 cfm.....	92.99 ea
SP2053 14" 1038 cfm.....	92.99 ea
SP2064 16" 1074 cfm.....	92.99 ea



MF163



MF166

## Champion Series Low Profile Performance Fan

These Champion Series performance fans are the lowest profile of high and medium performance fans on the market. Quiet, reversible S-blade design gives you the choice of using it as a puller or a pusher fan. Manufactured from glass filled nylon. Includes: powerful sealed motor, four 90 degree mounting feet, mating locking pigtails, and rubber spacers. Recommended wire harness, temperature switch, and adjustable thermostat sold separately.

<b>High-Performance Fans - 3.19" Deep</b>	
MF122 12" 1565 cfm, 225 watt ...	169.99 ea
MF142 14" 2135 cfm, 225 watt ...	174.99 ea
MF163 16" 2170 cfm, 225 watt ...	184.99 ea

<b>Medium Performance Fan - 2.48" Deep</b>	
MF123 12" 1155 cfm, 130 watt ...	141.99 ea

<b>Medium Performance Fans - 2.87" Deep</b>	
MF146 14" 1555 cfm, 160 watt ...	148.99 ea
MF166 16" 1810 cfm, 160 watt ...	178.99 ea



MF107

## Challenger Series Performance Fan

These Challenger Series performance fans are economical, yet versatile enough for high-performance or daily drivers. Quiet, reversible S-blade design will operate as a puller or a pusher fan. Manufactured from glass filled nylon. Includes: four 90 degree mounting feet, mating locking pigtails, and rubber spacers. Recommended wire harness, temperature switch, and adjustable thermostat sold separately.

<b>13" High-Performance Fan</b>	
MF136 1560 cfm, 160 watt, 3.82" deep	117.99 ea

<b>16" High-Performance Fans</b>	
MF107 950 cfm, 160 watt, 3.87" deep	123.99 ea
MF162 2200 cfm, 225 watt, 4.35" deep	130.99 ea

AC, HEATER & COOLING SYSTEM

# Cooling Fan Components



## 16" Fan Mounting Gasket

SPAL fan gasket is a specifically designed rubber gasket for use exclusively with the 16" fan line. The gasket provides an additional 1/4" clearance from the cooler core and is ideal for mounting our pusher style fans.

*Note: Will not fit SP2056 and SP2057.*

SP2070 16" ..... 16.99 ea



## Cooling System Zinc Anode

Used in heavy-duty and marine applications to protect the cooling systems and its many components from damage due to electrolysis or coolant additive failure/breakdown. The introduction of the zinc anode will protect your cooling system from galvanic action as it "eats" the zinc rather than your cooling system. To be installed in the radiator as a replacement for the drain petcock in radiators that are equipped with a 1/4" NPT hole or any 1/4" NPT hole that is available in the cooling system.

FL32060 ..... 21.99 ea



## Fan Temperature Sending Unit

The temperature sending unit screws into the side of the cylinder head or on the intake manifold to operate the Champion or Challenger Series fans.

MF108 185° for carbureted engines..... 25.99 ea

MF109 195° for fuel injection engines 25.99 ea



## Temperature Sending Wire Cloth Insulator

This 3/16" i.d., 5/16" o.d. replacement cloth insulator, keeps your temperature sender harness well insulated from engine heat. Sold per foot. 2-3 feet required per vehicle.

K0163 ..... 2.49 ft



## Temperature Sending Unit Wiring Set

Reproduction wiring which extends from the front light harness to the temperature sending unit. Includes correct 24" insulator cover and 30" green wire with bullet, blade, or button type terminals included.


CA34620 ..... 18.99 set



## Universal Fan Mounting Bracket

SPAL universal fan mounting bracket. It can be used with most aftermarket and OEM radiator types. It is adjustable and features a black powder coated finish. Includes 1 metal strap bracket and 1 plastic foot. Requires 4 for proper installation.

SP2072 ..... 2.99 ea



## Universal Fan Mounting Rod

SPAL universal mounting rod brackets attach directly to the fan shroud. Manufactured from lightweight steel and plastic. Includes mounting clip. 4 required for proper installation.

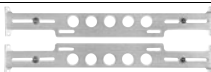
SP2071 ..... 5.99 ea

## Plastic Mounting Bracket

SPAL plastic fan mounting foot bracket. Four mounting brackets are required to complete proper installation. Sold individually. Available in either flat or raised design.

SP2073 flat ..... .99 ea

SP2074 raised ..... .99 ea



## Billet Aluminum Fan Brackets

Use this premium billet aluminum bracket set to mount your 14" or 16" Champion or Challenger Series fan. The set features four adjustable side angle brackets that attach to the side flange of the radiator. Mounting hardware is included.

MF105 billet aluminum fan brackets... 58.99 set



## Universal Fan Bracket Strip Set

This bracket set is used to mount your Champion or Challenger Series fan. Install the fan's 90 degree mounting feet (included with fan) to these four 7-1/4" long strips for solid support. Mounting hardware is included.

MF104 universal fan bracket strips..... 24.99 set



## 1994-96 Radiator Cooling/Fan Relay

Reproduction radiator cooling/fan relay designed to replace non-functional originals.

19307 1994-96 ..... 5.99 ea



## Electric Fan or Oil Cooler Mounting Set

These sturdy nylon electric fan and transmission cooler installation set includes 4 plastic rods, 4 retaining clips, and 4 foam mounting pads to provide a solid, trouble-free and installation-friendly method of securing an electric fan, transmission or engine oil cooler to any vehicle.

13001 4 rods with retainers ..... 5.99 set



## Adjustable Fan Temperature Sensor

Turn your electric fan on at whatever your desired temperature is with this adjustable temperature sensor. Sensor adjusts from 180-240 degrees F and helps prevent overheating in performance vehicles when driving at low speeds or when idling for long periods.

346932 180-240 degrees F ..... 109.99 ea



## Fan Harness Set

SPAL wiring harness sets are a must-have when installing an electric fan. Designed to safely integrate with OEM wiring harness. Feature a waterproof 40 amp relay, stainless steel switch with optional switched override capability along with printed wires which aid in installation. Thermo switch, fuse holder, connectors 1/2" adapter, and instructions are included.

SP2068 185 degrees harness ..... 118.99 set

SP2069 195 degrees harness ..... 125.99 set



## Electric Fan Wiring Harness

Dual fan wiring harness with the proper gauge and color coordinated wire, temperature sending unit, waterproof 40 amp relays and 30 amp fuse with holder. Includes installation guide and detailed diagrams. Can be used on any positive or negative 12 Volt DC vehicle with no modifications.

75095 harness ..... 39.99 ea

# Cooling System



## Dual Fan Wire Harness with Relay

When installing an electric engine cooling fan, a wire harness with relay is required. This dual fan wire harness with relay will allow safe control of 2 fans while using either an on-off switch or an adjustable temperature sensor. Switch and sensor not included.  
40080 wire harness with relay ..... 54.99 ea

**PAINLESS**



## Dual Fan - Dual Activation Fan Relay Set

The dual activation cooling fan relay set by Painless Performance is exactly what you need to dual fans off of a thermostatic switch and when your AC is on. Installation takes just a few minutes and your cooling fan will come on when the engine reaches the preset temperature of the thermostatic switch or when the AC is turned on. Set includes: three 40 amp relays with mounting bases, one fuse holder with 70 amp fuse, pre-terminated and printed wire harness, and your choice of thermostatic switch on/off temperatures (thread size: 3/8"-18 NPT), 1/2" NPT to 3/8" NPT adapter, mounting hardware and insulated terminals and detailed instructions.

30116 on 200°F, off 185°F ..... 125.99 set  
30117 on 185°F, off 175°F ..... 119.99 set  
30118 on 205°F, off 190°F ..... 149.99 set

**PAINLESS**



## Electric Fan Relay

Designed as inexpensive protection for your electric fan. Provides constant voltage, protects from voltage and amperage spikes. Choose from the regular fan relay or the weatherproof relay which are for the harsh weather conditions, these relays provide complete protection from the elements and ensure reliable and dependable performance. These sets utilize heavy-duty waterproof relays, weatherproof circuit breaker covers and extreme condition weatherproof shrinkable crimp-on terminals.

30101 standard ..... 25.99 set  
30130 weatherproof ..... 38.99 set  
30127 weatherproof w/205°F switch ..... 81.99 set  
30128 weatherproof w/195°F/185°F switch ..... 66.99 set  
30129 weatherproof w/185°F/175°F switch ..... 55.99 set



## Electric Fan Relay with Thermostat

The Fan-Thom II includes a threaded thermostat that screws into the engine block or manifold for a professional installation. Thermostat thread size: 3/8"-18 NPTF fitting.

**Electric Fan Relay**  
30102 195° on/185° off ..... 46.99 set  
P30103 185° on/175° off ..... 43.99 set

**Replacement Thermostats**  
30110 195° on/185° off ..... 28.99 ea  
30111 185° on/175° off ..... 28.99 ea



## Universal Electric Fan Relay Wiring Kit

Lock down superior cooling and eliminate both some noise and vibration with a Champion Cooling electric fan relay kit. Featuring heavy-duty, 1 piece construction with a permanent magnet motor and computer balanced, reversible swept blades, this top-of-the-line kit enables you to run your fan as a puller or pusher. 1-year warranty.

CCFKRL with thermostatic switch ..... 89.99 ea



## Electric Fan Relay Wiring Kit

Cold Case electric fan wiring kit for single or dual electric cooling fans. Includes thermostatic switch that turns on the fan(s) at 190 degrees F and turns them off at 170 degrees F. Operates single or dual fan setups. Includes: 12' wiring, thermostatic switch, weather resistant relay, and fan pigtail connectors.  
CC46179 with thermostatic switch ..... 96.99 ea



## Single Fan Pigtail Connector

Single male fan pigtail connector for Northern or SPAL sign fans. Required when not using Northern relay harness.

*Note: This same pigtail is included on Northern relay harness. Use part #40080 for Northern relay harness.*  
Z40079 pigtail connector ..... 9.99 ea



## PCM Controlled Fan Relay Set

This PCM controlled, weatherproof fan relay set is inexpensive protection for an electric fan and vehicle's wire harness. Relay activation by grounding the relay coil can be provided by most Powertrain Control Modules. Provides direct battery power, protects PCM from voltage spikes and prevents the fan from back feeding through the vehicle's wire harness.

30133 weatherproof 35 amp ..... 44.99 set

## Delayed Cooling System Shutdown

Timed cooling system shutdown features adjustable relays that keep power to the cooling fan and electric water pump (if equipped) when the key is shut off. This reduces the block temperature as much as possible without the risk of killing the battery. This is a timer circuit and does not use a thermostat or other fan control to operate.

TF900632 shutdown ..... 172.99 ea



## Cooling Fan Shutdown

This cooling fan shutdown set shuts down your electric cooling fan above 50-60 MPH to improve engine cooling by preventing the electric fan from fighting airflow through the radiator at highway speeds. The unit is adjustable and may be overridden by using the supplied dash mounted toggle switch. This set is designed to be used with the supplied signal generator which must be installed into the speedometer cable.  
TF900627 shutdown ..... 214.99 set



## Thermo Switch - Screw-In

Wire your dual electric fan/shroud assembly the easy way with this dual shroud wiring harness with relay and sender specifically designed dual electric fan setups. This wiring harness and relay kit will protect your vehicle's electrical system from the added draw of dual electric fans and proper gauge wiring ensures a stable electrical connection. The temperature switch activates "on" at 185 degrees F and shuts off when the temperature drops to 165 degrees F.

40078 185° on/165° off ..... 114.99 ea

# Cooling System

New!



## Multi-Fan Controller with Soft Start Technology

Now add the Derale Performance digital PWM Fan Controller with built-in soft start technology. The controller utilizes Pulse Width Modulation to constantly adjust electric fan speeds from 0-100%, maintaining the optimal engine operating temperature. This multi-fan controller has a built-in A/C Over-ride circuit and is designed to control as many 12 Volt brushed electric fans as desired, up to 70 amps combined. Even better, installation and calibration is a snap. It simply wires in-between your vehicle's battery and electric fans.

16797 digital PWM controller..... 239.99 ea

New!



## Variable Speed Fan Controller

Turns your electric fan on and off at your desired temperature. The control is right where it belongs, in your hands. Fans turn on at 60 percent power and fan speed increases as the temperature rises. You can easily adjust the activation temperature between approximately 160-240 degrees F. The fan controller includes a 1/8" NPT thread-in temperature sensor with bushing adapter. It features variable fan speed and a 40 amp rating. It works on 12 Volt systems only.

FN4001 with temp sending unit ..... 153.99 ea

## Electric Fan Controller

Includes a 70 amp relay and will work with your existing water temperature gauge, operating from the temperature sending unit already installed. A dedicated sending unit can be installed for applications without a water temperature gauge. Operating range of 150-250 degrees F and features fully programmable "fan on" and "fan off" temperature functions to suit any application. This also gives you the capability to leave the electric fan operating after the engine has been shut down for a user adjustable period of time. High-quality LED readout displays current temperature readings.

**Important:** Must use second relay, either part DD22701 30 amp relay or DD2702 70 amp relay for dual fan or 2-speed fan operation.

### Electric Fan Controller

DD2700 with 70 amp relay ..... 156.99 ea  
DD2800BT w/70 amp relay - Bluetooth ..... 156.99 ea

### Relays for Dual Fans

DD2701 30 amp relay ..... 12.99 ea  
DD2702 70 amp relay ..... 35.99 ea

### Dedicated Temperature Sensors

DD2703 1/8" NPT sensor ..... 17.99 ea  
DD2704 3/8" NPT sensor ..... 17.99 ea  
DD2705 1/2" NPT sensor ..... 17.99 ea

New!



## Adjustable Electric Fan Controller

This Derale high amperage fan controller breaks new ground in the industry of electric fan controllers. A bulletproof design, 35 amp per fan amperage rating, adjustability from 150-240 degrees F, and a die-cast bright finish aluminum cover. It's capable of controlling two separate 35 amp fans at different turn-on temperatures, with only a single probe. The first electric fan will be activated at the temperature set by the user followed by the second electric fan when the temperature becomes 10 degrees F warmer. Each electric fan will turn off at 10 degrees F below its turn-on temperature. Includes: wiring harness, fusible link, all necessary electrical connectors, and push-in style radiator probe.

### Single Electric Fan Controller

16778 push-in probe ..... 109.99 ea  
16779 3/8" NPT thread-in probe ..... 109.99 ea

### Dual Electric Fan Controller

16788 push-in probe ..... 139.99 ea  
16789 3/8" NPT thread-in probe ..... 139.99 ea

New!



## Electric Fan Controller

Turn your electric fan into a thermostat controlled fan! PROFORM's premium adjustable fan controller make this easy! The thread-in probe can be installed directly into the water jacket of the intake manifold, engine block, or cylinder head. The push-in probe can be installed between the fins of the radiator. Fan activation is adjustable between 150 and 240 degrees F. This fan controller is recommended for race and street applications.

69598 thread-in probe sensor ..... 47.99 ea  
69599 push-in probe sensor ..... 46.99 ea



## Fan Controller Set

The Mishimoto fan controller set is applicable to any 12V electric fan and includes all necessary components for installation. Features adjustable activation from 150 to 240 degrees F and deactivates once temperatures are reduced by 10 degrees F. This controller includes a built-in A/C override feature and is designed for use with 1-2 electric fans drawing a combined 25 amps or less.

153522 probe style ..... 77.99 set

## "Ice Box" Cooling Fan Control

Available as a dual fan/2-speed fan control unit. The sensor is simply tightened under an intake or water pump belt. It can then be adjusted to your exact preference for on and off temperature. It is equipped with an AC Request system to turn the cooling fan on whenever the AC Compressor engages (this feature does not have to be used). The dual fan control can operate two fans at different temperatures or a single 2-speed fan at different temperatures. Each unit has a fully adjustable operating range of 140-230 degrees.

Note: With Walker 2-speed fans.  
TF900635 dual control ..... 172.99 ea



## Electric Fan Controllers

These sets are designed to operate Champion or Challenger Series electric fans. Includes: a heavy gauge wire harness, relay, weatherproof fuse, and electrical connectors.

### Fixed Switch Fan Controllers

MF102 with 185 degree temp. sender 78.99 set  
MF103 with 198 degree temp. sender 78.99 set

### Adjustable Switch Fan Controllers

MF100 with adj. temperature switch ..... 78.99 set  
MF110 adjustable switch only ..... 25.99 set



## Adjustable Electric Fan Thermostat Set

These sets are designed to allow a wide range of temperature adjustments for your electric fan. The adjustment knob may be used to set a precise temperature desired for fan activation. The mounting bracket is made of brushed stainless steel for good looks and durability. The complete set includes the thermostat with bracket, a 30 amp relay, a 30 amp circuit breaker for overall protection, wiring, terminals, and mounting hardware.

### Specs on Adjustable Fan Thermostat:

Temp range - 32 degrees to 248 degrees F  
Accuracy: +/- 7.3 degrees F  
Differential: 7.3 degrees +/- 3.6 degrees F  
Important: Temperature refers to the temp of the capillary tube, not the coolant temp.

30104 with relay ..... 86.99 set  
30112 without relay ..... 54.99 set

# Goodyear Belts



## How Long Has it Been Since You Changed Your Belts? ⚠️

Make sure your belts are in top condition before starting off on your next road trip. Belts are so inexpensive, yet they are an often overlooked component of a restoration or daily driver... that is until something goes wrong. Don't risk the life and longevity of your engine for the sake of a few bucks. Replace your weathered belts before you get left stranded due to overheating, dead battery, etc. Better yet, buy a new set to install and keep a spare set just in case you should have a broken belt while on the road with your classic vehicle.

### 6 Cylinder

YE15405	1958-59	40-1/2"	fan and generator without ps, AC	6.99 ea
YE15450	1958-59	45"	fan and generator with ps, without AC	19.99 ea
YE15425	1958-59	42-1/2"	fan and generator with ps, AC	22.99 ea
YE15615	1958	61-1/2"	AC	24.99 ea
YE15590	1959	59"	factory installed AC	9.99 ea
YE15605	1959	60-1/2"	dealer installed AC	9.99 ea
YE15425	1961	42-1/2"	fan and 40A generator	22.99 ea
YE15510	1961	51"	fan and ps	9.99 ea
YE15570	1961	57"	factory installed AC	9.99 ea
YE15580	1961	58"	dealer installed AC	9.99 ea
YE15405	1961-62	40-1/2"	fan and generator	6.99 ea
YE15425	1962	40-1/2"	fan and 42A alternator	6.99 ea
YE15420	1962	42"	fan and 52A alternator without AC	22.99 ea
YE15405	1962	40-1/2"	fan and 52A alternator with AC	6.99 ea
YE15425	1962	42-1/2"	fan and 40A generator with ps, without AC	22.99 ea
YE15510	1962	51"	fan and 42A alternator	9.99 ea
YE15500	1962	50"	fan and ps with AC	9.99 ea
YE15390	1962	39"	fan and generator with ps, AC	6.99 ea
YE15390	1962	39"	fan and 42A, 52A alternator with ps, AC	6.99 ea
YE15390	1962	39"	fan and alternator/generator w/Cool Pack AC	9.99 ea
YE15555	1962	55-1/2"	fan and AC with ps	9.99 ea
YE15543	1962-63	54-3/10"	fan and AC	9.99 ea
YE15543	1962-63	42-1/2"	fan and 62A alternator without AC	22.99 ea
YE15415	1963	41-1/2"	fan and alternator without AC	6.99 ea
YE15390	1963	39"	fan and alternator with AC	9.99 ea
YE15500	1963	50"	ps without AC	9.99 ea
YE15510	1963	40-1/2"	fan and 42A alternator without AC	6.99 ea
YE15500	1963	50"	fan, alternator and ps with AC	9.99 ea
YE15390	1964	39"	fan and alternator without AC	6.99 ea
YE15390	1964	39"	fan and 62A alternator with AC, without ps	6.99 ea
YE15330	1964	33"	fan and 62A alternator with AC, ps	9.99 ea
YE15500	1964	50"	fan and 62A alternator & ps, with AC	9.99 ea
YE15560	1964	56"	fan and factory AC	9.99 ea
YE15415	1964	54-3/10"	fan and dealer AC	9.99 ea
YE15500	1964-65	50"	fan, alternator and ps, with factory AC	9.99 ea
YE15490	1964-65	49"	fan, alternator and ps, with dealer AC	6.99 ea
YE15500	1964-65	50"	fan, alternator and ps, without AC	9.99 ea
YE15310	1964-65	31"	alternator and ps, with AC	6.99 ea
YE15395	1964-66	39-1/2"	fan and 62A alternator, without AC	6.99 ea
YE15390	1965-66	39"	fan and 62A alternator, with AC	6.99 ea
YE15390	1965-68	49"	alternator, with dealer AC	9.99 ea
YE15495	1965	49-1/2"	fan and 62A alternator, and ps with AC	22.99 ea
YE15555	1965	55-1/2"	fan and factory AC	9.99 ea
YE15535	1965	53-1/2"	fan and dealer AC	22.99 ea
YE15310	1966	31"	alternator, without AC	6.99 ea
YE15500	1966	50"	alternator, without AC, AP	9.99 ea
YE15495	1966	49-1/2"	alternator, with AC, without AP	22.99 ea
YE15495	1966	49-1/2"	alternator, with AC, AP	22.99 ea
YE15490	1966	49"	factory installed AC	9.99 ea
YE15555	1966	55-1/2"	factory installed AC	9.99 ea
YE15543	1966	54-3/10"	dealer installed AC	9.99 ea
YE15500	1966	50"	fan without ps	6.99 ea
YE15375	1966-67	37-1/2"	fan and alternator, with dealer installed AC	9.99 ea
YE15300	1966-67	30"	ps to AP	6.99 ea
YE15310	1967	31"	alternator, with AC, PS, without AP	6.99 ea
YE15310	1967	31"	alternator, with AC, AP	6.99 ea
YE15495	1967	49-1/2"	alternator	22.99 ea
YE15495	1967-68	54-9/10"	fan and factory AC	9.99 ea
YE15543	1967-68	54-3/10"	fan and dealer AC	9.99 ea
YE15500	1967	50"	fan, alternator and AP, without ps	9.99 ea
YE15495	1968	49-1/2"	fan, alternator and ps	22.99 ea
YE15315	1968	31-1/2"	alternator, with AC, ps and AP	6.99 ea
YE15500	1968	50"	fan, alternator and ps without AC	6.99 ea
YE15310	1968-69	31"	ps to AP	6.99 ea
YE15390	1969	39"	fan and alternator, without AC	6.99 ea
YE15385	1969	38-1/2"	fan and alternator, with AC, without ps, AP	6.99 ea
YE15385	1969	38-1/2"	fan and 62A alternator, without AC	6.99 ea
YE15380	1969	38"	fan and 61A alternator, with AC	6.99 ea
YE15375	1969	37-1/2"	fan and alternator, with dealer AC	6.99 ea
YE15310	1969	31"	alternator, with dealer AC, ps or AP	6.99 ea
YE15485	1969	49-1/2"	fan, alt, ps and ps without AC	22.99 ea
YE15500	1969	50"	fan, alt, ps, w/AP or 61A alt. without AC	9.99 ea
YE15495	1969	49-1/2"	fan, alt, ps, w/AP & 61A alt. without AC	22.99 ea

YE15495	1969	49-1/2"	fan, alt. & ps, with factory AC without AP	22.99 ea
YE15500	1969	50"	fan, alt. & ps, with factory AC, AP	9.99 ea
YE15495	1969	49-1/2"	fan, alt. and ps, with dealer AC, AP	22.99 ea
YE15490	1969	49"	fan, alt. & ps, with dealer AC without AP	6.99 ea
YE15445	1969	54-1/2"	fan and 62A alternator, with AC	9.99 ea
YE15530	1969	53"	fan and dealer AC	9.99 ea
YE15495	1969	49-1/2"	fan, alternator and AP, with dealer AC	22.99 ea
YE15375	1970-73	37-1/2"	fan and alternator, without AC	6.99 ea
YE15485	1970-73	48-1/2"	fan, alt. and ps, without AC	6.99 ea
YE15515	1972-73	51-1/2"	fan and AP	22.99 ea
YE15480	1980	48"	fan, 63A, 70A alternator and AP	6.99 ea
YE15480	1980	48"	fan, 55A alternator and AP	6.99 ea
YE15480	1980	48"	fan, 63A, 70A alternator and ps, with AC	6.99 ea
YE15465	1980	46-1/2"	fan and alternator - Buick engine	6.99 ea
YE10390	1980	39"	fan to AP - Buick engine	6.99 ea
YE15370	1980-81	37"	ps without AC	6.99 ea
YE15555	1980-81	55-1/2"	AC and ps	9.99 ea
YE15455	1980-81	45-1/2"	fan & 70A alt., without AC - Buick engine	6.99 ea
YE15485	1980-81	48-1/2"	fan, 63A alt. and AC - Buick engine	6.99 ea
YE15515	1980-81	51-1/2"	fan, 70A alt. and AC - Buick engine	22.99 ea
YE15480	1980-82	48"	fan & 70, 85A alt., with AC - Buick engine	6.99 ea
YE15375	1980-85	37-1/2"	ps - Buick engine	6.99 ea
YE15450	1981	45"	fan and alternator, without AC - Buick engine	19.99 ea
YE15465	1981	46-1/2"	fan and alternator, with AC - Buick engine	6.99 ea
YE15470	1981	47"	fan, alternator and AP, without AC	6.99 ea
YE15480	1981	48"	fan, alternator and AP, with AC	6.99 ea
YE15480	1981	48-1/2"	fan and alternator, without AC	6.99 ea
YE15480	1981	48-1/2"	fan, 70A alternator and AP, without AC	6.99 ea
YE15480	1981	48-1/2"	fan, 70A alternator and AP, with AC	6.99 ea
YE15430	1981	43"	fan and ps, with AC	6.99 ea
YE15480	1982	48"	fan and 72A alternator	6.99 ea
YE15465	1982	46-1/2"	fan and 70, 85A alt., without AC - Buick	6.99 ea
YE15445	1982	44-1/2"	fan and alternator, without 70A alternator	6.99 ea
YE15465	1982	46-1/2"	fan and 70, 85A alt., without AC - Buick	6.99 ea
YE15430	1982	43"	fan and ps, without AC	6.99 ea
YE15425	1982	42-1/2"	fan and ps, with AC	22.99 ea
YE15370	1982	37"	ps with 37A alternator, without AC	6.99 ea
YE15375	1982	37-1/2"	ps with 37A alt.	6.99 ea
YE15360	1982-83	36"	fan to AP, without AC	6.99 ea
YE15335	1982-83	33-1/2"	fan to AP, with AC	19.99 ea
YE15328	1982-83	32-1/2"	fan to AP, without AC engine	19.99 ea
YE10375	1982-85	37-1/2"	fan to AP - Buick engine	6.99 ea
YE10445	1983-85	44-1/2"	fan and alternator	6.99 ea
YE15425	1983-84	42-1/2"	fan, 63A alternator and ps	22.99 ea
YE15370	1983-84	37"	fan, alternator and ps, without 63A alt.	6.99 ea
YE15370	1983-84	37"	ps with AC	6.99 ea
YE15355	1983-84	53-1/2"	fan, AC and ps	22.99 ea
YE15450	1983-85	45"	fan and alternator, without AC - Buick engine	19.99 ea
YE15480	1983-85	48"	fan and 70A alt., with AC - Buick engine	22.99 ea
YE15335	1984	33-1/2"	fan to AP	19.99 ea
YE15335	1985	33-1/2"	fan to AP, with rear window defogger	19.99 ea
YE15360	1985	36"	fan to AP, without rear window defogger	19.99 ea
YE4355	1985-88	43-1/2"	ps without AC	11.99 ea
YE15370	1985-88	37"	ps with AC	6.99 ea
YE15405	1985-88	40-1/2"	fan and ps, without AC	6.99 ea
YE15465	1985-88	46"	fan, AC and ps	9.99 ea
YE15330	1986-88	33"	fan to AP, with rear window defogger	6.99 ea
YE15355	1986-88	35-1/2"	fan to AP, without rear window defogger	6.99 ea
YE15330	1986-88	33"	fan to AP, with rear window defogger w/AC	14.99 ea
YE9456	1989-90	94-1/2"	6 rib, with AC, without 120A alternator	14.99 ea
YE9906	1989-90	99"	6 rib, with AC, 120A alternator	14.99 ea
YE9356	1992-93	93-1/2"	6 rib, with AC	12.99 ea

### 8 Cylinder

YE15543	1958	54-3/10"	fan and generator, without ps, air susp.	9.99 ea
YE15545	1958	54-1/2"	fan and generator, with ps, without air susp.	9.99 ea
YE15560	1958	56"	fan and generator, without ps, with air susp.	9.99 ea
YE15565	1958	56-1/2"	fan and generator, with ps, air susp.	24.99 ea
AC	59"		AC, early models	9.99 ea
YE15549	1959	54-9/10"	fan and generator, with ps	9.99 ea
YE15580	1959	58"	fan and generator, without ps	9.99 ea
YE15543	1959-60	54-3/10"	fan and generator, without ps	9.99 ea
YE15440	1960	54-1/2"	ps, with AC - early models	9.99 ea
YE15543	1960	54-3/10"	ps, with AC - late models	6.99 ea
YE15580	1960	58"	AC, early models	9.99 ea
YE15370	1960	37"	AC, late models	9.99 ea
YE15549	1960-61	54-9/10"	fan and 40A generator	9.99 ea
YE15390	1961	39"	fan and generator, with AC	9.99 ea
YE15390	1961	39"	fan and 42 alternator, with AC	9.99 ea
YE15425	1961	42-1/2"	fan and ps, with AC - early models	22.99 ea
YE15330	1961	33"	fan and ps, late models	6.99 ea
YE15335	1961	53-1/2"	fan and 40A generator, without ps, with AC	22.99 ea
YE15310	1961	31-1/2"	fan and generator, with ps, AC	9.99 ea
YE15580	1961	58"	fan and AC	9.99 ea
YE15543	1961-62	54-3/10"	fan and generator, without AC	9.99 ea
YE15310	1962	31"	fan and 42, 52A alternator, without AC	9.99 ea
YE15555	1962	55-1/2"	fan and 62A alternator, with AC	9.99 ea
YE15565	1962	56-1/2"	fan and 62A alternator, without PS	24.99 ea
YE15555	1962	55-1/2"	fan and generator, with factory AC	9.99 ea
YE15575	1962	57"	fan and 62A alternator, with AC	9.99 ea
YE15530	1962	53"	fan and Gen, with Cool Pack AC	9.99 ea
YE15585	1962-63	58-1/2"	fan and AC	9.99 ea

### Small Block

YE15543	1958	54-3/10"	fan and generator, without ps, air susp.	9.99 ea
YE15545	1958	54-1/2"	fan and generator, with ps, without air susp.	9.99 ea
YE15560	1958	56"	fan and generator, without ps, with air susp.	9.99 ea
YE15565	1958	56-1/2"	fan and generator, with ps, air susp.	24.99 ea
AC	59"		AC, early models	9.99 ea
YE15549	1959	54-9/10"	fan and generator, with ps	9.99 ea
YE15580	1959	58"	fan and generator, without ps	9.99 ea
YE15543	1959-60	54-3/10"	fan and generator, without ps	9.99 ea
YE15440	1960	54-1/2"	ps, with AC - early models	9.99 ea
YE15543	1960	54-3/10"	ps, with AC - late models	6.99 ea
YE15580	1960	58"	AC, early models	9.99 ea
YE15370	1960	37"	AC, late models	9.99 ea
YE15549	1960-61	54-9/10"	fan and 40A generator	9.99 ea
YE15390	1961	39"	fan and generator, with AC	9.99 ea
YE15390	1961	39"	fan and 42 alternator, with AC	9.99 ea
YE15425	1961	42-1/2"	fan and ps, with AC - early models	22.99 ea
YE15330	1961	33"	fan and ps, late models	6.99 ea
YE15335	1961	53-1/2"	fan and 40A generator, without ps, with AC	22.99 ea
YE15310	1961	31-1/2"	fan and generator, with ps, AC	9.99 ea
YE15580	1961	58"	fan and AC	9.99 ea
YE15543	1961-62	54-3/10"	fan and generator, without AC	9.99 ea
YE15310	1962	31"	fan and 42, 52A alternator, without AC	9.99 ea
YE15555	1962	55-1/2"	fan and 62A alternator, with AC	9.99 ea
YE15565	1962	56-1/2"	fan and 62A alternator, without PS	24.99 ea
YE15555	1962	55-1/2"	fan and generator, with factory AC	9.99 ea
YE15575	1962	57"	fan and 62A alternator, with AC	9.99 ea
YE15530	1962	53"	fan and Gen, with Cool Pack AC	9.99 ea
YE15585	1962-63	58-1/2"	fan and AC	9.99 ea

AC, HEATER & COOLING SYSTEM







# High Flow Water Pumps

These Super Cooling Water Pumps are Available in 3 Popular Finishes: Cast, Polished, or Black.

Edelbrock



E8810



E8820



E88103



E88513

## 1958-87 Performance Water Pump



These "super cooling" pumps are computer designed to deliver more flow at a higher velocity. They're the ideal choice to prevent overheating in any performance vehicle. Precision cast powdered metal impellers have extra large vanes for the maximum flow rate possible, ensuring adequate pressure and volume even at lower engine speeds. They feature a 5/8" pilot shaft. Choose from 3 popular finishes.

### Small Block Water Pumps

#### Short Style Water Pumps

E8810	1958-68	"As Cast"	323.99 ea
E8820	1958-68	polished	460.99 ea
E88103	1958-68	black	374.99 ea

#### Long Style Water Pumps

E8811	1969-87	"As Cast"	307.99 ea
E8821	1969-87	polished	411.99 ea
E88113	1969-87	black	347.99 ea

### Big Block Water Pumps

#### Short Style Water Pumps

E8858	1958-65	"As Cast"	445.99 ea
E88503	1965-68	black	402.99 ea

#### Long Style Water Pumps

E88513	1969-87	black	409.99 ea
--------	---------	-------	-----------

OEER AUTHORIZED



153654P



153654C

## 1958-68 High Volume Small Block Short Water Pump



High-performance, high volume aluminum water pump features balanced distribution and improved efficiency with close tolerance impellers that increase coolant flow over stock pumps. This increases the pressure within the block to help prevent hot spots and steam pockets, as well as improves coolant flow through the radiator. When used with a non-restrictive, high flow thermostat (sold separately) this pump works to its highest capability. Available in natural aluminum, polished aluminum, or chrome.

153654N	1958-68	aluminum	86.99 ea
153654P	1958-68	polished	100.99 ea
153654C	1958-68	chrome	114.99 ea

STEWART  
COMPONENTS



WP12203



WP21104

## High Flow Water Pump



For over 20 years, Stewart Components has focused on the development and production of high-performance water pumps, resulting in innovations like special high strength castings, larger flow passages, more efficient impellers, and stronger bearings. Every pump is designed to exacting tolerances for reliable, long-term performance, offering maximum flow with minimum power consumption. These pumps deliver up to 180 gpm (gallons per minute) of coolant flow at 8000 RPM, yet consume just 2.26 horsepower at 4000 RPM! Each Stewart pump is hand assembled and tested at 10,000 RPM.

### Stage 1 Cast Iron Water Pumps

These Stage 1 pumps use brand new, original equipment iron castings are internally engineered for performance and reliability. These water pumps feature a 3/4" heavy-duty bearing. Available for V-belt or serpentine belt systems.

#### Small Block - Clockwise Rotation

WP12103	1958-68	5.625" tall, 5/8" shaft	114.99 ea
WP12203	1958-68	5.625" tall, 3/4" shaft	122.99 ea
WP13113	1969-87	6.932" tall, 5/8" shaft	114.99 ea

#### Big Block - Clockwise Rotation

WP11104	1965-68	5.750" tall, 5/8" shaft	129.99 ea
WP11113	1969-72	7.287" tall, 5/8" shaft	126.99 ea

#### Big Block - Counter Clockwise Rotation

WP11105	1965-68	5.750" tall, 5/8" shaft	129.99 ea
---------	---------	-------------------------	-----------

### Stage 2 Aluminum Water Pumps

These Stage 2 pumps use brand new, 356-T6 heat treated aluminum castings that are precision machined to be compatible with stock lines and brackets. These water pumps feature a 3/4" heavy-duty bearing. Available for V-belt or serpentine belt systems.

**Important:** These small block water pumps require the use of a high flow, modified thermostat due to the elimination of the factory bypass holes in the Stage 2 pumps. See listings below for available temperatures.

#### Small Block - Clockwise Rotation

WP22103	1958-68	5.625" tall, 5/8" shaft	185.99 ea
WP22203	1958-68	5.625" tall, 3/4" shaft	185.99 ea
WP23113	1969-87	6.932" tall, 5/8" shaft	191.99 ea

#### Big Block - Clockwise Rotation

WP21104	1965-68	5.750" tall, 5/8" shaft	209.99 ea
WP21113	1969-72	7.287" tall, 5/8" shaft	214.99 ea

#### Big Block - Counter Clockwise Rotation

WP21105	1965-68	5.750" tall, 5/8" shaft	209.99 ea
---------	---------	-------------------------	-----------

#### High Flow Modified Thermostats for Stage 2 Small Block Pumps

WP300	1958-87	160 degrees	42.99 ea
WP301	1958-87	180 degrees	42.99 ea
WP302	1958-87	195 degrees	42.99 ea

OEER AUTHORIZED



153656N



153655C

## 1958-87 Small Block Water Pump



Aluminum short and long water pump for 1958-87 small block models features a new casting with quality bearings and excellent sealing. Available in natural aluminum, polished aluminum, or chrome.

#### Short Water Pump

153656N	1958-68	aluminum	82.99 ea
153656P	1958-68	polished	97.99 ea
153656C	1958-68	chrome	111.99 ea

#### Long Water Pump

153655N	1969-87	aluminum	89.99 ea
153655P	1969-87	polished	105.99 ea
153655C	1969-87	chrome	119.99 ea



# Water Pumps



## 1958-96 New Water Pump

These 100% new water pumps perform better and last longer than conventional new water pumps because they're "engineered with insight". Based on over 40 years of making the highest quality remanufactured parts, we've seen where and why new parts fail and we built in solutions to avoid traditional design flaws. Developed with advanced 3D modeling and design software tools to deliver dimensional precision up to 0.005mm. Uninitiated seals produced with superior materials that drastically enhance operating life. Bearing type and materials meet or exceed original specifications.

### 6 Cylinder

551132	1958-62	235	69.99 ea
55140	1963-68	230/250	22.99 ea
55140	1969-73	250	22.99 ea
55112	1977-79	L4/L6	24.99 ea
55311	1978-87	231	25.99 ea
55115	1980-84	229	44.99 ea
55115	1985-88	262	44.99 ea
55124	1989-93	262 with std. pump without threaded outlet	48.99 ea

### 8 Cylinder

551167	1958-60	283	52.99 ea
551167	1961-67	283 with 1 outlet	52.99 ea
551167	1962-68	327 with 1 outlet	52.99 ea
55146	1966-68	396/427 std. cast iron pump	69.99 ea
55113	1972-75	350	45.99 ea
55113	1972-74	400 with 2 barrel carburetor, Vin code R	45.99 ea
55011	1972-74	400 with 4 barrel carburetor, Vin code U	64.99 ea
55113	1975	400	45.99 ea
55113	1976	350/400	45.99 ea
55115	1977-88	350	44.99 ea
55011	1971-72	402	64.99 ea
55011	1972-76	454	64.99 ea
55115	1979-82	267	44.99 ea
55218	1986-90	307	71.99 ea
55115	1980-88	305	44.99 ea
55124	1989-93	305/350 standard pump	48.99 ea
553818	1994-96	265/350	70.99 ea



## 1958-74 OEM Style Water Pump

Remanufactured water pumps are available for the discriminating restorer or purist who is looking for a pump to correctly match his engine build date. To order, call us with your engine assembly date and we will provide you with a pump that is correct within all judging standards for that particular date.

Note: Each pump is available on a special order basis and is therefore non-returnable. Please be sure you are ordering correct parts before placing your order. \*Except July 1966 through March 1967 dates. \*\*July 1966 through March 1967 dates only.

K2012	1958-62	348/409ci	140.99 ea
K2005	1963-64	327ci (GM casting #3782608) (not dated)	180.99 ea
K2009C**	1965-68	396/427ci (GM casting #3856284)	310.99 ea
K2009A**	1965-68	427ci (GM casting #3856284)	350.99 ea
K2007	1965-70	327/350ci (GM casting #3782608)	180.99 ea
K2013	1969-73	350ci	240.99 ea
K2014	1969-73	350/454ci	260.99 ea



## 1958-96 High Volume Water Pump

These high-performance, high volume water pumps feature balanced distribution and improved efficiency by increasing coolant flow up to 30%. Use in conjunction with a non-restrictive, high flow thermostat to enable the pump to work to its highest capability. Direct factory replacements equipped with all hose connections and bosses.

### Small Block Chevy Performance Water Pumps

16200	1958-68	short	119.99 ea
16210	1969-76	long	129.99 ea
16212	1977-88	long, exc. 1982 305	119.99 ea
16213	1989-93	long	119.99 ea

### Big Block Chevy Performance Water Pumps

16225	1969-90	long	159.99 ea
16226	1990-96	long	144.99 ea

## PROFORM New!

### 1969-87 Aluminum SB Water Pump

PROFORM's new high flow small block mechanical water pumps feature heavy-duty ball bearings for up to 40 percent more coolant flow giving you real performance value for your dollar. Aluminum construction reduces front end weight.



67264	1969-87	polished	long	small block	116.99 ea
67265	1969-87	satin	long	small block	95.99 ea

## New!

## PROFORM



## 1958-87 High Flow Aluminum Water Pump

PROFORM's new high flow mechanical water pumps feature heavy-duty ball bearings for up to 40% more coolant flow giving you real performance value for your dollar. Aluminum construction reduces front end weight!

### Short Water Pump

68241	1958-68	SB	polished	118.99 ea
68245	1958-68	SB	satin finish	93.99 ea
68242	1965-68	BB	polished	129.99 ea
68243	1965-68	BB	satin finish	105.99 ea

### Long Water Pump

68240	1969-87	BB	polished	128.99 ea
68241	1969-87	BB	satin finish	105.99 ea



## 1958-88 Water Pump Rebuild Set

These components are required when trying to rebuild an original water pump designed for 1958-68 models.

WPK401	1958-64	348, 409	129.99 set
WPK402	1958-68	383, 327	124.99 set

# Electric Water Pumps



66225BK



D141673



blue



chrome



polished



red

## Electric Water Pump

Eliminates unnecessary weight and impeller-drag experienced at high RPM, pumps up to 35+ gallons of water per minute, and delivers the cooling that can make the difference between a win and second place! Durable, but lightweight die-cast aluminum, epoxy powder coated for corrosion resistance in the color of your choice. Race or street. Draws 6 amps. Mounting hardware and fitting for water pump is included.

### Small Block Water Pumps

#### Without Red Bow Tie

66225B	blue	181.99 ea
66225BK	black	181.99 ea
66225CR	chrome	220.99 ea
66225P	polished	206.99 ea
66225R	red	181.99 ea

#### With Red Bow Tie

D141653	blue	219.99 ea
D141651	black	219.99 ea
D141650	chrome	279.99 ea
D141654	polished	249.99 ea
D141652	red	219.99 ea

### Big Block Water Pumps

#### Without Red Bow Tie

68230B	blue	199.99 ea
68230BK	black	199.99 ea
68230C	chrome	259.99 ea
68230P	polished	218.99 ea
68230R	red	199.99 ea

#### With Red Bow Tie

D141673	blue	239.99 ea
D141674	black	239.99 ea
D141671	chrome	287.99 ea
D141672	red	239.99 ea




87101

## 1955-86 Gilmer Belt Drive Set

Gilmer drive sets for small block street/strip engines are machined from billet aluminum and prevent slippage and belt throwing at high RPM. Designed to work with factory alternator brackets. Set includes: crank pulley, water pump pulley, alternator pulley, and a 1-1/2" wide belt.

**Note:** Not for vehicles with power steering or AC.

87101	283-400 w/short water pump...	234.99 set
87111	283-400 w/long water pump...	246.99 set



MR4396



MR4394



MR4393

## Electric Water Pump Parts

Classic Industries® offers replacement service parts for the electric water pump. Each service part will replace the original component precisely.

**For MR4333/MR4433 Electric Water Pumps**

MR4394	mounting plate	24.99 ea
MR4396	12 Volt DC electric motor	74.99 ea

**For 4433 Electric Water Pump**

MR4393	drive belt	24.99 ea
--------	------------	----------



SU110

SU102

## 1980-96 Coolant Temperature Sensor

The coolant temperature sensor sends a signal to the electronic control unit relative to the coolant temperature in a computerized engine control system. The sensor is located under the hood, mounted to the front driver side of the intake manifold. A faulty coolant sensor can cause a variety of cold performance problems as well as emissions failures. Correct operation of the sensor can also be upset by installing the wrong temperature range thermostat or by incorrect filling of the coolant system or coolant loss.

SU110	1980	305	69.99 ea
SU110	1980-96	all	10.99 ea



## Set Includes:

- 30 amp relay
- 30 amp circuit breaker
- Relay base with wire harness
- Terminals
- Mounting hardware

## Electric Water Pump Relay



This relay harness provides maximum battery voltage to maximize cooling efficiency and to protect the main electrical system from damaging amperage overloads. Made in USA.

50106	standard	25.99 ea
-------	----------	----------



end details

## Set Includes:

- 30 amp heavy duty weatherproof relay
- Weatherproof relay base with wire harness
- 30 amp circuit breaker with weatherproof cover
- Extreme condition heat shrinkable crimp-on terminals
- Mounting hardware

## Electric Water Pump Relay

This relay harness set provides maximum battery voltage to maximize cooling efficiency and to protect the main electrical system from damaging amperage overloads. This weatherproof water pump relay harness is perfect for harsh weather conditions. The relay harness provides complete protection from the elements and ensures reliable and dependable performance. This kit utilizes heavy-duty weatherproof relays, weatherproof circuit breakers covers and extreme condition weatherproof shrinkable crimp-on terminals.

30132	weatherproof	33.99 ea
-------	--------------	----------

# Water Pump Components

ACDelco



## 1958-85 Water Pump to Block Gasket

Replacement water pump to block gasket for early small block engines. Sold individually. 2 required per vehicle. G8337 1958-85 small block..... 2.99 ea

New!

FEL-PRO



5152



30060

## 1958-85 Water Pump Gasket


High-quality Fel-Pro replacement water pump gaskets for 1958-85 Chevrolet full size engines. Built to exceed all original equipment specifications.

Note: 2 required per vehicle.

5152 1958-85 small block..... 2.59 ea  
11726 1958-72 348, 409 ci..... 2.29 ea  
30060 1965-77 big block..... 1.99 ea

New!

FEL-PRO



13032FP

## 1958-85 Water Pump Backing Plate Gasket

High-quality Fel-Pro replacement water pump backing plate gasket for 1958-85 Chevrolet full size engines. Built to exceed all original equipment specifications.

13032FP 1958-85 SB, 348, 409..... 2.99 ea  
11725 1958-77 big block..... 2.99 ea



748691

TU4

1513462

6400759



TS71T

TU49

TU46

TU44



8993107

TU117

TU47

TU49

## 1958-86 Temperature Sending Unit

The temperature sending unit or screws into the side of the cylinder block or on the intake manifold and allows the temperature gauge or warning light to function properly. If your temperature gauge is not functioning properly, replacing the sending unit is an inexpensive fix.

### With Factory Gauges

1 Pin Terminal	
748691 1958-67	all..... 26.99 ea
TU4 1968	all..... 15.99 ea
1513462 1969-71	all..... 26.99 ea
748691 1973	all..... 26.99 ea
748691 1975-78	all..... 26.99 ea
6400759 1979	all..... 26.99 ea
2 Pin Terminal	
TU161 1991-93	5.0L, 5.7L..... 34.99 ea
TU161 1992-93	4.3L..... 34.99 ea

Screw Terminal	
1513462 1969-71	all..... 26.99 ea
1 Blade Terminal	
TS71T 1979-80	all..... 8.99 ea
8993107 1979-80	all..... 29.99 ea
TU66 1981-90	all..... 9.99 ea
2 Blade Terminal	
TU49 1973-74	all..... 15.99 ea
TU152 1993	4.3L..... 13.99 ea
TU152 1994-96	all..... 13.99 ea

### Without Factory Gauges

TU46 1968-69	all..... 16.99 ea
TU44 1973-74	454, with AT..... 15.99 ea
TU46 1973-75	350, 400, with AT..... 16.99 ea
TU46 1975-80	all..... 16.99 ea
TU44 1976	454-S, coolant temp..... 15.99 ea
TU117 1977	250-D, metal temp..... 16.99 ea
TU46 1977-79	250-D, coolant temp..... 16.99 ea
TU44 1978-79	250-D, metal temp..... 15.99 ea
TU46 1979	305-G, coolant temp..... 16.99 ea
TU64 1980	231-A..... 11.99 ea
TU64 1981-90	all..... 11.99 ea
TU85 1986-87	5.0L-Y..... 20.99 ea
2 Blade Terminal	
TU47 1970-72	V8, 82B-260M..... 14.99 ea
TU42 1970-72	V8, 82B-232..... 14.99 ea
TU49 1970-72	250-D..... 15.99 ea
TU49 1973	250-D, coolant temp..... 15.99 ea

## Maintain Constant Belt Tension and Increase Belt Life!



YE49006

YE49214

YE49001

YE49252

## 1989-96 Belt Tensioner

Belt tensioners are engineered so that the belt remains at nearly a constant tension throughout the entire operating range. This ensures maximum accessory drive component life while still preventing belt slip. Tensioners have an operating range plus extra travel for loading. Belt tension will only be correct if the belt length is correct and the indicator is within operating range. Tensioners also help to dampen the belt and accessory vibrations. Once a "dealer only" item, these tensioners have now been brought to the aftermarket. These Goodyear® Accu-DRIVE™ tensioners feature better than OE fit and performance.

### 6 Cylinder

Idler Pulley	YE49006 1989-93	262 4.3L.....	29.99 ea
--------------	-----------------	---------------	----------

Tensioner Pulley	YE49006 1989-93	262 4.3L.....	29.99 ea
------------------	-----------------	---------------	----------

Belt Tensioner Assembly	YE49214 1989-93	262 4.3L.....	89.99 ea
-------------------------	-----------------	---------------	----------

### 8 Cylinder

Idler Pulley	YE49006 1989-93	305 5.0L.....	29.99 ea
--------------	-----------------	---------------	----------

Tensioner Pulley	YE49006 1989-93	350 5.7L.....	29.99 ea
------------------	-----------------	---------------	----------

Tensioner Pulley	YE49001 1994-96	350 5.7L.....	37.99 ea
------------------	-----------------	---------------	----------

Tensioner Pulley	YE49006 1989-93	305 5.0L.....	29.99 ea
------------------	-----------------	---------------	----------

Tensioner Pulley	YE49006 1989-93	350 5.7L.....	29.99 ea
------------------	-----------------	---------------	----------

Belt Tensioner Assembly	YE49214 1989-93	305 5.0L.....	89.99 ea
-------------------------	-----------------	---------------	----------

Belt Tensioner Assembly	YE49214 1989-93	350 5.7L.....	89.99 ea
-------------------------	-----------------	---------------	----------

Belt Tensioner Assembly	YE49252 1994-96	350 5.7L.....	44.99 ea
-------------------------	-----------------	---------------	----------

# Water Pump Components



top view



## 1958-64 348/409 Water Pump Bolt Set

These water pump bolts are the correct style for 1958-64 models with 348 and 409ci engines. They feature the correct TR markings on their heads as original. Each set includes: four 1-15/16" bolts and four lock washers.

A6600140 1958-64..... 23.99 set



G8339



G8341



G8751

## 1958-68 Water Pump Mounting Bolt

Correct GM replacement bolts used to mount the water pump to the engine block. Be sure to order the correct bolt for your year and model.

Note: \*With AC. \*\*Without AC.

### Without Stud

G8339\* 1958-67 V8 lower hole RH... 6.99 ea

### With Stud

G8341\*\* 1958-67 SB AIR RH upper... 6.99 ea

G8341\*\* 1965-68 396,427 RH upper... 6.99 ea

G8751 1965-68 396, 427..... 5.99 ea



AK136A



AK135A



AK136B



AK135B

## 1958-90 Water Pump Bolts

When installing your new water pump, replace your original bolts with these chrome-plated or stainless steel bolts and give your water pump a brighter appearance. All bolts included to install 1 water pump.

Chrome  
AK136A 1958-68 with short pump 11.99 set  
AK135A 1969-90 with long pump 11.99 set

Stainless  
AK136B 1958-68 with short pump 21.99 set  
AK135B 1969-90 with long pump 20.99 set



K0177

K0178



K0179

K0185

## 1958-72 Water Pump Bolt Set

Reproduction of the correct TR headmark mounting bolts. The 4 piece set includes RH stud for ground strap.

### Short Water Pump

K0177 1965-68 big block..... 14.99 set  
K0178 1958-68 small block..... 14.99 set

### Long Water Pump

K0185 1972 small block..... 11.99 set  
K0179 1969-72 big block..... 11.99 set



## 1967-72 Water Pump Bolt

Reproduction bolt used to attach the water pump to the engine block lower RH bolt S/B 3/8"-16 x 2-11/16". Manufactured utilizing the correct head markings and length.

1256615 1967-72 "TR" mark..... 4.99 ea



## 1967-74 Water Pump Bolt

Reproduction bolt used to attach the water pump to the engine block. Zinc-plate 3/8"-16 x 1-3/4".

1256616 1967-74 "TR" mark..... 3.99 ea



1256617

1256618

## 1963-68 Water Pump Bolts

Reproduction bolts used to attach the water pump to the engine block. Manufactured utilizing the correct head markings and lengths.

### Small Block - 4 Piece

1256617 1963-68 with AC..... 14.99 set  
1256618 1963-68 without AC or AIR 14.99 set



C Flames



D Bow Tie



E SS logo



56467C

## 1958-96 Water Pump Bolt Set

Dress-up your Impala with these one-of-a-kind dress-up bolt sets. The Chevrolet Bow Tie, SS, or flames logo is stamped directly onto the head of the bolts. They are available in decorative chrome-plated or polished stainless steel versions. What better way to make a statement than with these unique bolts?

Note: Must specify logo suffix: C - Flames, D - Bow Tie, E - SS logo.

### Chrome

56468C 1958-68 small block..... 13.99 set  
56467C 1969-87 small block..... 13.99 set  
56499C 1993-96 LT1 engine..... 26.99 set

### Stainless Steel

56468S 1958-68 small block..... 12.99 set  
56467S 1969-87 small block..... 12.99 set  
56499S 1993-96 LT1 engine..... 28.99 set



AR1322



AR1321



AR4332



AR4331

## Water Pump Bolts

ARP's water pump bolts are available in both polished stainless steel or black oxide finish chrome. You also can choose between standard Hex head bolts or compact 12 point fasteners.

AR13322 black oxide Hex head..... 17.99 set  
AR13321 black oxide 12 point..... 17.99 set  
AR43322 stainless Hex head..... 26.99 set  
AR43321 stainless 12 point..... 26.99 set

# Water Pump Components



BPH401

## 1958-64 Molded Bypass Hose

Don't entrust the life of your engine to old hoses suffering from dry-rot and deterioration! Replace your original bypass hose with this superb reproduction. Each hose is manufactured to exact original specifications and feature the correct markings as original.

BPH401 1958-61 348, 409 w/3x2 bbl. 29.99 ea  
BPH400 1958-64 348, 409 w/o 3x2 bbl 19.99 ea



BH3015



BH3003



BH3002

## 1958-85 Bypass Hose

The bypass hose allows coolant to recirculate within the engine without passing through the radiator. Replace your old hoses with these quality molded hoses manufactured by Goodyear. Each hose features the correct bends for a factory fit and appearance.

### 6 Cylinder

BH3015 1981 Buick eng - cut-to-fit... 8.99 ea  
BH3003 1982 Buick eng ..... 3.99 ea  
BH3015 1983-85 Buick eng - cut-to-fit... 8.99 ea

### 8 Cylinder

BH3015 1958-68 348/409 w/o 3x2 bbl. 8.99 ea  
BH3002 1965-68 396, 427 ..... 8.99 ea



## 1982-90 Bypass Hose

Straight bypass hose with part #409042 stamped on each hose for that authentic appearance.

409042 1982-83 Impala with 350N... 10.99 ea  
409042 1985 Impala with 350N... 10.99 ea  
409042 1986-90 Caprice with 307Y... 10.99 ea



0059A



0059



0059



K0060



## 1965-72 Water Pump Bypass Hose Set

This set will replace your worn out, thinning or deteriorating original hose with a correct replacement hose. This set includes a precut and preformed hose and the two tower clamps.

### Small Block

0059A 1965-68 with 327 and 350.... 18.99 set

### Big Block

0059 1965-68 396, 427..... 17.99 set  
K0060 1969-72 all..... 12.99 set



154221



154222

## Water Pump Bypass Hose Clamps

Correct style flat band side screw hose clamps used on the water pump bypass hose on various GM vehicles.

154221 1958-65 5/8" pair..... 4.99 pr  
154222 1966-72 3/4" individual... 5.99 ea



## 1965-69 Water Pump Bypass Hose Fitting

Reproduction bypass hose fittings which fit into the water pump and intake manifold. Press-in type is for 1965-69 press-in style intake manifolds. Use with 3/4" hose.

3921915 1965-69 press-in..... 9.99 ea



## 1965-69 Water Pump Bypass Hose Fittings

Reproduction fittings which screw into water pump. These fittings are for bypass hose attachments.

Measures: 1/2" NPT: 3/4" i.d. x 1-5/8"  
K0151 1965-69 big block..... 19.99 pr



### Includes:

- 5/8" hose i.d., 1-1/2" length with 1/2" pipe thread
- 3/4" hose i.d., 2-3/4" length with 1/2" pipe thread

## 1958-82 Water Pump Hose Outlet Fittings

These replacement fittings can be threaded into the water pump or intake manifold to provide heater hose or bypass hose attachment points. Available in several different sizes. Sold in pairs.

K0149A 1958-82 small block ..... 19.99 pr



### Includes:

- 5/8" hose i.d., 1-1/2" length with 1/2" pipe thread
- 3/4" hose i.d., 1-3/4" length with 1/2" pipe thread

## 1965-72 Water Pump Hose Outlet Fittings

These replacement fittings can be threaded into the water pump or intake manifold to provide heater hose or bypass hose attachment points. Available in several different sizes. Sold in pairs.

K0150 1969-72 small block..... 19.99 pr  
K0150 1965-72 big block..... 19.99 pr

# Water Pump Pulleys



GH1007



GH1007 - front view



GH1007 - back view



GH1009



GH1009 - front view



GH1009 - back view



GH9001



## 1959-63 Water Pump Pulley for 348 & 409

A quality reproduction of the water pump pulley kit for 1959-61 vehicles equipped with H.L. cam 348 engine. Also correct for 1961-63 vehicles with 409ci engines. Manufactured exactly as original including proper original GM #3724816 stamped in the front pulley. Buy the individual parts or purchase the complete kit and save! Made in USA.

### Individual Pulleys

GH1007 1959-63 rear pulley..... 159.99 ea  
GH1009 1959-63 front pulley (3724816) 89.99 ea

### Buy the Kit and Save!

GH9001 1959-63 3 piece..... 245.99 kit



14546



14320



3947824



14543



14319



New!

## 1965-71 Water Pump Pulley

Single groove or double groove reproduction water pump pulleys for 1965-71 Chevrolet full size models. Feature stamped GM part number they are designed to replace where noted.

### Small or Big Block - Single Groove

14546 1969-70 GM 3955631, 6-1/4" .. 39.99 ea

### Small Block - Single Groove

14320 1970-71 GM 3976060, 6-1/4" .. 59.99 ea

### Big Block - Single Groove

3947824 1969 GM 3947824, 5-3/4" .. 39.99 ea

14543 1970 GM 3976059, 6-1/4" .. 39.99 ea

### Big Block - Double Groove

14319 1965-68 GM 3906656, 7-1/4" .. 89.99 ea

AC



## 1965-67 Water Pump Pulley

This is a reproduction water pump pulley for 1965-67 full size models. This single groove pulley measures 7-1/8" in diameter and fits 1965-66 V8 vehicles except 409, AC, 62 amp generator or A.I.R. and 1965-66 six cylinder vehicles without AC, ps, A.I.R. or 62 amp generator. Also fits 1967 models without AC, ps or A.I.R.  
14769 1965-67..... 39.99 ea



## 1989-90 GM Water Pump Pulley

Replace your bent, rusted, or missing water pump pulley with Genuine GM single groove water pump pulley. Fits 1989-90 full size models.

G4951 1989-90 5.0L, 5.7L..... 85.99 ea



## 1958-68 Water Pump Pulley Reinforcement

Reproduction water pump pulley reinforcement plate. This piece is required for correct pulley alignment, and comes zinc-plated for rust prevention. Replaces GM #3720616.

153584 1958-68..... 7.99 ea

## Warning: concerning water pump pulleys

Stock replacement, aftermarket stamped steel or cast iron pulleys are not designed to exceed 400 horsepower or 6000 RPM. Using reproduction pulleys on engines in excess of these limits may result in catastrophic disintegration of the pulley causing severe damage to the engine, cooling system and body parts. Classic Industries<sup>®</sup> assumes no liability for damages caused by improper usage of pulleys. Please be sure to install the pulley properly to avoid damages that could occur from improper installation or exceeding the recommended RPM limitations.



# Water Pump Pulleys

New!



## 1968-85 Black Water Pump Pulley

Black double groove steel water pump pulley for 1958-85 small block or big blocks with long or short water pumps. Pulley features machined steel construction with a durable black finish.

### 6-1/4" Diameter

#### Small Block with Long Water Pump

T9605B 1969-85	2 groove	34.99 ea
T9604B 1969-85	1 groove	35.99 ea

#### Big Block with Long Water Pump

T9723B 1969-85	2 groove	46.99 ea
----------------	----------	----------

### 6-3/8" Diameter

#### Big Block with Short Water Pump

T9815B 1965-85	2 groove	39.99 ea
----------------	----------	----------

### 6-4" Diameter

#### Small Block with Short Water Pump

T9601B 1958-68	2 groove	34.99 ea
----------------	----------	----------

### 7.1" Diameter

#### Small Block with Short Water Pump

T9600B 1958-68	1 groove	34.99 ea
----------------	----------	----------



## 1958-85 Chrome Water Pump Pulley

Reproduction chrome small block or big block pulley with long or short water pump.

### 6-1/4" Diameter

#### Small Block with Long Water Pump

T9605 1969-85	2 groove	34.99 ea
T9604 1969-85	1 groove	35.99 ea

#### Big Block with Long Water Pump

T9723 1969-85	2 groove	46.99 ea
---------------	----------	----------

### 6-3/8" Diameter

#### Big Block with Short Water Pump

T9815 1965-85	2 groove	39.99 ea
---------------	----------	----------

### 6-4" Diameter

#### Small Block with Short Water Pump

T9601 1958-68	2 groove	47.99 ea
---------------	----------	----------

### 7.1" Diameter

#### Small Block with Short Water Pump

T9600 1958-68	1 groove	34.99 ea
---------------	----------	----------



## 1958-85 Water Pump Pulley

Aluminum 6-3/4" water pump pulley will dress-up your small block or big block engine. 1958-68 Chevy vehicles used a short water pump and 1969-85 use a long water pump.

### 1958-68 Small Block Short Water Pump

<b>Satin Aluminum</b>		
R9478A	single groove	46.99 ea
R9479A	double groove	48.99 ea
<b>Black Aluminum</b>		
R9478B	single groove	46.99 ea
R9479B	double groove	46.99 ea
<b>Chrome Aluminum</b>		
R9478C	single groove	61.99 ea
<b>Polished Aluminum</b>		
R9479P	double groove	55.99 ea

### 1969-85 Small Block Long Water Pump


<b>Satin Aluminum</b>		
R9482A	single groove	48.99 ea
R9483A	double groove	53.99 ea
<b>Black Aluminum</b>		
R9482B	single groove	61.99 ea
<b>Chrome Aluminum</b>		
R9482C	single groove	78.99 ea
R9483C	double groove	80.99 ea
<b>Polished Aluminum</b>		
R9482P	single groove	54.99 ea

### 1958-68 Big Block Short Water Pump

<b>Satin Aluminum</b>		
R8840A	single groove	43.99 ea
R8842A	double groove	59.99 ea
<b>Black Aluminum</b>		
R8840B	single groove	43.99 ea
R8842B	double groove	59.99 ea
<b>Chrome Aluminum</b>		
R8840C	single groove	58.99 ea
R8842C	double groove	74.99 ea
<b>Polished Aluminum</b>		
R8840P	single groove	43.99 ea
R8842P	double groove	61.99 ea

### 1969-85 Big Block Long Water Pump

<b>Satin Aluminum</b>		
R8844A	triple groove	68.99 ea
<b>Black Aluminum</b>		
R8844B	triple groove	68.99 ea
<b>Polished Aluminum</b>		
R8844P	triple groove	54.99 ea



## Water Neck Bolt Set

Dress-up your engine bay with these premium water neck bolt sets. Popular Chevrolet logos are stamped directly onto the head of the bolts, and are available in decorative chrome-plated or polished stainless steel versions. Complement this set of stylish bolts with matching water pump bolts.

Note: Please add logo suffix code when ordering

C - Flames	D - Bow Tie	E - SS	G - 350
56470CD			
56470C	1955-66	chrome	6.99 set
56471C	1967-87	chrome	6.99 set
56470S	1955-66	stainless steel	5.99 set
56471S	1967-87	stainless steel	5.99 set



## Water Neck Bolts

Dress your Impala by installing your water neck with these high luster chrome water neck bolts. Your choice of chrome or polished stainless.

AK133A	chrome	1 long, 1 short	6.99 set
AK133B	stainless	1 long, 1 short	13.99 set
AK134A	chrome	both short	6.99 set
AK134B	stainless	both short	10.99 set

New!



## 1966-73 Water Outlet Attaching Stud

Originally found on 1966-73 Chevrolet full size 327 and 350 engines. After years of use, the attachment stud on the water outlet can corrode or break off. Simply replace the stud by threading it into your intake manifold. 3/8"-1.6 threading on both ends.

1256606	1966-73	7.99 ea
---------	---------	---------

New!



## OE Thermostat Housing Water Neck Bolts

Correct original style water neck attachment bolt kit featuring "WB" and "TR" head marks. Includes: one 3/8"-16x 2-1/8" bolt with "WB" head mark, and one 3/8"-16 x 1-1/8" bolt with "TR" head mark.

1256605	1958-72	6.99 pr
---------	---------	---------

## Thermostat Housing Bolt Set

These premium grade bolts are engineered to properly engage the manifold threads and resist loosening. Choice of black oxide finished chromoly or rustproof stainless steel, with handy 1/2 point or standard Hex heads. Washers included. Each set includes 3 bolts: two 1" bolts and one 2" bolt.

<b>Black Oxide</b>			
AR13741	12 point	7.99 set	
AR13742	Hex head	7.99 set	
<b>Stainless</b>			
AR43741	12 point	6.99 set	
AR43742	Hex head	8.99 set	

# Water Necks



## 1958-93 Replacement Water Neck

Replacement water neck/thermostat housing for use with 1958-93 models.

*Note:* \*Has a 1/2" hole on the front and 3/8" hole on the rear. \*\*Has a 3/8" hole on the front and 1/2" hole on the rear. Both of these water neck outlets face the driver side.

### Replacement

6 Cylinder				
154804	1958-62	235, 261, 292.....	13.99 ea	
154846	1963-73	230, 250.....	16.99 ea	
<b>V8</b>				
154820	1958-65	all.....	11.99 ea	
154823	1966-73	1 hole - all.....	10.99 ea	
154842	1974-80	1 hole.....	10.99 ea	
154899*	1976-81	2 holes - all.....	7.99 ea	
154899*	1985	2 holes - all.....	7.99 ea	
154899*	1986-90	2 holes - Caprice...	7.99 ea	
154899*	1992-93	2 holes - Caprice...	7.99 ea	
154832**	1982-85	2 holes - all.....	9.99 ea	
154832**	1986-90	2 holes - Caprice...	9.99 ea	

### Correct OE Style Reproduction

Features the correct GM part # stamped on part.

V8				
387223	1958-65	V8.....	105.99 ea	
3827369	1959	V8 with FI.....	128.99 ea	
3877660	1966-73	all.....	54.99 ea	



## 1958-96 SB Chrome Water Neck

Chrome water neck for your 1958-96 small block muscle. Includes gasket and mounting bolts.

*Note:* \*With 1/2" NPT hole.

T4788	1958-96	with gasket - early	19.99 ea
T9228	1958-66	with o-ring - early	16.99 ea
T9229	1967-75	with o-ring - late	16.99 ea
T4789B	1967-75	with gasket - late	20.99 ea
T9468*	1973-79	with o-ring	22.99 ea
66610	1958-79	replacement-o-ring...	1.99 ea



## 1958-79 Powder Coated Water Neck

These are "O" ring style water necks powder coated in Chevy orange. Keep that original look and color on your fresh engine with a new powder coated water neck. Available for early, late or late with a hole.

**Early Chevy**  
T992XP 1958-65 without hole ..... 62.99 ea

**Late Chevy**  
T992P 1966-75 without hole ..... 54.99 ea  
T9930P 1974-79 with hole..... 51.99 ea



## Swivel Water Neck

Swivel water necks rotate 360 degrees and are great for applications where the upper radiator hose is routed different than stock applications. These water necks are available in polished aluminum, chrome-plated aluminum or precision CNC-machined stainless steel and with necks at various angles. They will fit most small block and big block engines.

Polished				
6015	15 degree.....	32.99 ea		
6003	45 degree.....	31.99 ea		
6009	90 degree.....	34.99 ea		
<b>Chrome</b>				
6015C	15 degree.....	34.99 ea		
6003C	45 degree.....	35.99 ea		
6009C	90 degree.....	37.99 ea		



## 1958-96 Billet Aluminum Thermostat Housing

Billet Specialties thermostat housings are precision machined from 6061-T6 billet aluminum and feature a polished or black anodized finish. With this housing no gaskets are needed since the housing seals with an o-ring. Housing fits 1-1/2" I.D. hoses and swivels for proper hose alignment. Stainless steel hardware included.

A7600100	1958-96	polish	45 degree	97.99 ea
A7600101	1958-96	black	45 degree	102.99 ea



## Billet Aluminum LS Thermostat Housing

Billet Specialties aluminum thermostat housings for Chevy LS with 1-1/2" radiator hose. These water necks are precision machined from 6061-T6 billet aluminum to accommodate LS style thermostats and seals.

Available in straight or 15 degree swivel designs and in polished or black anodized finishes. Made in USA. *Note:* Will not fit early water pumps 97.03 that have a 1 piece thermostat housing. (Thermostat is locked into housing with aluminum tabs on each side) The hole diameter in the pump is 2.052" (2-1/16"). Installing this housing on an older style pump will result in leaks.

B90134	polished	straight.....	52.99 ea
B90134B	black	straight.....	58.99 ea
B90334	polished	15 degree.....	97.99 ea
B90334B	black	15 degree.....	102.99 ea

# Thermostats



**RPC**

## Replacement Water Neck Rings

This is a replacement o-ring for Chevrolet small block swivel water necks. Sold as a pair.

6004 replacement o-ring..... 2.99 pr



**RPC**

## 1958-87 Water Neck O-Ring

Avoid water leaks which can compromise your cooling system. Reseal your water neck with this replacement "O" ring. For use on various GM models.

66610 1958-87 replacement o-ring .. 1.99 ea



**MOROSO**

## Water Outlet Restrictors

If coolant travels too fast, it doesn't absorb enough heat inside the engine or properly cool down as it passes through the radiator. That's why it is still important to restrict coolant flow in applications where a thermostat isn't desired. These restrictors come in a set of three with a 5/8", 3/4", and 1" hole to allow adjustment for optimum cooling. Each 2-1/8" plate is made from anodized aluminum and fits under the water outlet in place of the thermostat.

263440 restrictor plates..... 16.99 set



**ACDelco**

G7137



G7139

## 1958-96 Radiator Thermostat

Choose the thermostat that you need depending on your particular climate or engine requirements.

G7137 160 degrees..... 19.99 ea  
G7138 170 degrees..... 16.99 ea  
G7139 180 degrees..... 23.99 ea  
G7140 195 degrees..... 13.99 ea



JT10170



JT10174



JT10170  
bottom view

## 1981-97 Low Temp Thermostat

Reduced engine temperatures add life to your engine and provide a denser air/fuel mixture which helps produce more horsepower. Consistent control of engine temperature allows and engine to operate at its peak efficiency no matter what the driving conditions. The factory 195 degree thermostat simply cycles open and closed, this reduces cooling efficiency in any engine. With the JET 180 degree thermostat you get consistent engine cooling and a precise metering of water throughout the engine. Constructed of stainless steel.

JT10170 1981-92 all V8..... 15.99 ea  
JT10174 1993-97 LT1..... 24.99 ea

**New!**



EB804



EB804 - bottom view

## Universal High Performance Thermostat

Eichbrock thermostats are designed to ensure consistent cooling in high-performance applications. Features a brass and copper valve assembly with a stainless steel body for durability. These 160 and 180 degrees F thermostats are a bolt-on replacement that measure 2.087" and 2.1-1/8" diameter.

EB803 160 degrees..... 21.99 ea  
EB804 180 degrees..... 21.99 ea



43631

43631  
bottom view

## High-Performance Thermostat

These high-performance thermostats are designed to resist variations in coolant pressure, opening and closing only at the correct temperatures, regardless of engine RPM.

43631 160 degrees..... 25.99 ea  
43641 180 degrees..... 25.99 ea

## 1955-90 Thermostat Gasket

**GM**

Replacement thermostat housing gaskets for 1955-90 Chevrolet V8 and 1963-90 inline-six applications. Choose from GM replacement gaskets or a Mr. Gasket reusable gasket for V8 applications. Mr. Gasket's gasket is made with a thick aluminum body and a silicone bead for a positive seal.



738

## GM Replacement Gaskets

G3723 1963-90 16..... 8.99 ea

## Mr. Gasket Reusable Gasket

738 1955-90 V8..... 30.99 ea

**New!**

**FELPRO**



## 1958-86 "Perma-Dry" Thermostat Gasket

High-quality Fel-Pro Perma-Dry Plus molded rubber with rigid core thermostat housing gasket for various 1958-86 GM engines. Unsurpassed quality you can trust.

35562T 1958-86 all..... 10.99 ea



3741032



G7141



155021

## 1958-62 Lower Thermostat Housing

Reproduction cast iron lower thermostat housing and gaskets for 1958-62 Chevrolet 6 cyl. models.

3741032 1958-62 216, 235..... 49.99 ea  
155021 1958-62 gasket to cyl head... 2.29 ea  
G7141 1958-62 gasket to neck..... 4.99 ea

**New!**

**MOROSO**



## 1958-96 Thermostat Spacer

Moroso thermostat spacers make fitting issues a snap. The billet aluminum 1" spacer raises the thermostat and has two 3/8" NPT female ports for plumbing water lines to cylinder heads.

63433M 1958-96 billet aluminum..... 42.99 ea

# Heater Cores & Parts

**OE** AUTHORIZED



## 1962-91 Copper and Brass Heater Core

Original style replacement heater core installed on all Chevrolet full size models. Replaces original exactly and mounts inside heater box assembly. Install your new heater core using a reproduction heater box seal kit. (Available separately).

**With Air Conditioning**

3157459	1963-64	9-1/2" x 6-3/8" x 2-1-2"	124.99 ea
3004822	1965-68	9-1/2" x 6-3/8" x 2-1/2"	134.99 ea
3014782	1969-70	9-1/2" x 6-3/8" x 2"	89.99 ea
3022696	1971-76	9-1/2" x 6-3/8" x 2"	94.99 ea
52453645	1991	8-1/16" x 6-1/16" x 2"	56.99 ea

**Without Air Conditioning**

3153941	1962	9-1/2" x 6-3/8" x 2-1/2"	144.99 ea
3004814	1963-67	9-1/2" x 6-3/8" x 2-1/2"	149.99 ea
3011414	1969-70	9-1/2" x 6-3/8" x 2"	91.99 ea
3022696	1968-90	9-1/2" x 6-3/8" x 2"	94.99 ea

**OE** AUTHORIZED



## 1969-96 Aluminum Heater Core

Replacement heater core installed on all Chevrolet full size models. Replaces original exactly and mounts inside heater box assembly. Install your new heater core using a reproduction heater box seal kit. (Available separately).

**With Air Conditioning**

B2240	1969-70	9-1/2" x 6-3/8" x 2"	39.99 ea
3035420	1977-90	10-1/2" x 5-5/8" x 2"	38.99 ea
52461917	1992-93	8-1/4" x 6-3/4" x 1-3/8"	44.99 ea
52469251	1994-96	8-3/8" x 6-1/16" x 1-1/4"	59.99 ea

**Without Air Conditioning**

B2249	1963-67	9" x 6-1/4" x 2"	49.99 ea
-------	---------	------------------	----------



## 1961-80 Heater Control Valve

Replace your leaking or inoperative heater valve with this quality reproduction and get the warm air flowing throughout your interior once again. Reproduction heater control valve is connected inline to the heater hose and is used to provide coolant flow to the heater core.

3149381	1961-62	w/o AC	115.99 ea
AP4604	1963-68	w/AC w/o bracket	26.99 ea
AP4610	1969-70	with AC w/bracket	27.99 ea
H1944	1971-72	with AC	26.99 ea
H1944	1976-80	w/AC 267,305,350	26.99 ea

**New!**



## 1977-88 Heater Control Valve

The heater water shut-off valve is vacuum operated from the dash heater control. When vacuum is applied, the valve closes preventing the flow of coolant to the heater core assembly.

18495A	1977-88	plastic	11.99 ea
--------	---------	---------	----------



## 1977-90 Heater Core Clamp

Reproduction clamp designed to mount the heater core on 1977-90 models. A perfect replacement for the unsightly, worn out or missing original mounting clamp. Sold individually. Use as required.

748576	1977-85	Impala	12.99 ea
748576	1977-90	Caprice	12.99 ea

**New!**



## 1965-70 Heater Core Mounting Clip

Made from spring steel like original. Keep your heater core from rattling around inside your heater box.

A9600106	1965-70	small block	28.99 pr
----------	---------	-------------	----------

## 1958 Heater Plenum to Firewall Gasket

Keep your firewall sealed by replacing the heater plenum gasket.

W2037	1958		11.99 ea
-------	------	--	----------

AC, HEATER & COOLING SYSTEM



# Heater Parts

**New!**



USA

## 1963-65 Heater to Firewall Gasket

Reproduction gasket used to seal the heater box to the firewall. This gasket helps prevent water and air from entering the vehicle through the area surrounding the heater core. Manufactured in die-cut gasket material for a perfect replacement. Not for use on vehicles originally equipped with air conditioning. Made in USA.

W2513 1963-65 without AC..... 27.99 ea

**New!**



USA

## 1965-70 Heater Delete and Firewall Plate

Reproduction heater delete and firewall plate for 1965-70 Chevrolet full size models. Manufactured in stamped steel replicating the original in every detail. These are the original rare factory block off plates for the firewall heater assembly and blower motor openings. For use with non-air conditioning models only. These plates allow you to block off the hole in the firewall resulting from the removal of the heater assembly. Made in USA.

KW808 1965-70 without AC..... 99.99 set



AL304

**New!**



Reproduction heater box control cable clip for 1967-70 Impala, Bel Air, Biscayne, Caprice models without air conditioning. Manufactured in quality stamped steel and heat treated for durability and strength. Replaces original GM part #3895957. Made in USA.

A9600142 1967-70..... 16.99 ea



17197

## 1963-68 Heater Box

Reproduction heater box for 1963-68 passenger models without AC. Replace your original heater box with this exact duplicate of the original.

B17091 1963-64 EDP Coated..... 39.99 ea  
AL304 1965-68 EDP Coated..... 32.99 ea  
17197 1965-68 chrome..... 79.99 ea

## Metal Vacuum Actuator

Leaky or clogged vacuum actuators lead to inefficient climate control operation. Classic Industries® has your choice of either single or dual port depending on your needs.

AP6563 single port..... 49.99 ea  
AP8905 dual port..... 64.99 ea



## 1981-90 AC Door Vacuum Actuator

Reproduction air conditioning door vacuum actuator for 1981-90 Caprice models. This is the actuator which is installed under the dash used to open and close the AC flap door in the heater box.

1996686 1981-90..... 35.99 ea



W20371



W2112

## 1967-70 Heater Box Seal Set

Replace your heater box seals with precision die-cut neoprene seals that restore original heating and sealing efficiency. Complete set includes core to box seal, main duct flap door, intermediate plenum flap door, and core outlet tube seals. All seals are die-cut for exact replacement.

W20371 1958 w/o AC 2 piece... 17.99 set  
W2112 1961-62 w/o AC 7 piece... 39.99 set  
K932 1970 w/o AC 10 piece 27.99 set



TF600205



E235

## 1958-82 Heater Blower Motor

Classic Industries® stocks original type heater blower motors for the applications listed below. Get your heater back to proper working order with our new blower motors for 1958-92 full size models.

**Note:** Does not include fan. \*Bolt-on style fans.

TF600205 1958-63	3-speed with AC	45.99 ea
TF600206 1958-63	1-speed w/o AC	49.99 ea
E235 1964-76	with or w/o AC	56.99 ea
E235 1977	with 7/8" vent hole	56.99 ea
E235 1978-81	without AC	56.99 ea
E235 1985-92	without AC	56.99 ea
M4707 1990-92	without AC	92.99 ea

## 1977-92 Heater Blower Motor

Heater blower motor for 1977-92 GM full size models. Manufactured to meet GM quality control standards to ensure long life and quality performance. Replaces OE #52498869, or Delco #15-8831. Vented style with 1 1/16" vent hole and 3.625" wheel height. Fan included.



M1847 1977-92 Delco..... 87.99 ea  
35334F 1977-92 4 Seasons..... 41.99 ea

## 1986-89 Heater Blower Motor

Genuine AC/Delco blower motor for 1986-89 Caprice models. Manufactured to meet GM quality control standards to ensure long life and quality performance. Replaces OE #s 19131214, or Delco 15-80666. Non-vented style with 2-3/4" wheel height. Fan included.



G2917 1986-89 without AC..... 61.99 ea

## 1973-85 Blower Motor Fan

Reproduction style heater blower motor fan cage for 1973-85 Chevrolet models without air conditioning. Each blower motor fan is manufactured as a direct replacement for the old worn out original.



19953 1973-74 without AC..... 27.99 ea  
19953 1976-77 without AC..... 27.99 ea  
2761 1977-85 with AC..... 15.99 ea

**AUTHORIZED**



## 1964-72 Blower Motor Mounting Screws

Reproduction of the screws needed to mount the blower motor to the firewall on models without air conditioning. Secures the blower motor to the metal heater box. Sold as a 5 piece set.

1253551 1964-72 without AC..... 3.49 set



**WARNING:** Cancer and Reproductive Harm - www.P65Warnings.ca.gov

AC, HEATER & COOLING SYSTEM

# Heater/AC Parts



## 1962-90 Blower Motor Resistor Pigtail

OER® Authorized blower motor resistor wire harness/pigtails for 1947-05 Chevrolet full size models. Can be used on other models as a service replacement (wire color may differ from original).

WR1537 1962-70 for 3 prong terminal 12.99 ea  
WR1430 1977-90 for #1571968..... 10.99 ea



## AC/Heater Blower Motor Resistor

Original style heater motor resistor for 1962-01 full size models with or without air conditioned models.

Note: \*1968 1st design models were built before 12/25/68. 2nd design for vehicles built after 12/25/68.

With AC  
G1413 1971-76 w/o auto temp control 34.99 ea

**Reproduction Resistors**

AP0703	1962	with AC.....	23.99 ea
AP0703	1963-64	w/cstm, w/o dlx .....	23.99 ea
AP0704	1963-64	with dlx heater .....	23.99 ea
AS600104	1964-70	with AC.....	30.99 ea
3929055	1965-68	with AC.....	16.99 ea
3798317*	1962-68	w/o AC - 68 1st .....	23.99 ea
3929052*	1968-70	w/o AC - 68 2nd .....	14.99 ea
9796480	1971-81	without AC.....	16.99 ea
1571968	1977-90	with AC.....	10.99 ea
52455732	1991-96	with AC.....	14.99 ea
52473132	2000-01	with AC.....	14.99 ea



## OE Style Relay and Resistor Screws

Reproduction heater box blower motor resistor and relay mounting screws for various GM models with screw-on style resistors. Also used to mount the blower motor relays on most 1961-79 GM models. Black phosphate as original. Sold in pairs.

A9600138 #10-16 x 5/8" ..... 1.75 pr



## 1961-81 Blower Motor Resistor Screw Set

Reproduction blower motor resistor mounting screws for 1961-81 full size models. Features the correct size original style hex head screws with the correct black phosphate and oil finish and "D" headmarks.

G4616K 1961-81 2 piece ..... 2.99 set



## 1961-96 AC Blower Motor Relay

Due to excessive heat and electrical loads the air conditioning relay may become inoperative leaving your vehicle without the use of air conditioning. Replace the burned out air conditioning relay in your 1961-96 full size model with one of these quality reproductions and regain the use of your AC system once again.

19808	1961-68	4 terminal .....	17.99 ea
19811	1969	w/o auto temp. control .....	18.99 ea
19808	1969	w/auto temp. control .....	17.99 ea
19811	1970-75	all w/auto temp. ctrl .....	18.99 ea
19812	1973-76	w/o auto temp. control .....	17.99 ea
19822	1976	wagon .....	20.99 ea
19820	1977-86	hi blower .....	9.99 ea
D158168	1978-80	hi blower, cutout.....	21.99 ea
19952	1981	5 terminal .....	9.99 ea
19868	1982-84	AC comp. time delay .....	19.99 ea
19871	1984-85	AC compressor cutout .....	14.99 ea
19957	1986-87	Impala/Caprice .....	11.99 ea
19265	1993-94	Impala/Caprice .....	17.99 ea
19264	1995-96	Impala/Caprice .....	7.99 ea



## 1969-76 OE Style Blower Motor Relay

Reproduction Delco Remy blower motor relay for 1969-76 Chevrolet full size models with factory AC. Featuring 5 prongs in the correct original configuration. Relay is designed to accept the original GM plug, and is cosmetically accurate featuring the correct color and an authentic Delco Remy logo stamped in the top cover as original.

1115858 1969-76 w/auto temp control 28.99 ea

## 1975-86 Blower Motor Relay Pigtail

Wiring is often overlooked as being the cause of a malfunctioning relay. Replace the corroded blower motor pigtail in your 1975-86 full size model with a reproduction and restore your blower motor back to full working order.


WE220 1975-86 ..... 4.99 ea



## 1958-62 Blower Motor Switch

Maximize your system with this improved switch featuring a rear harness setup that allows the resistor to be attached in the rear of controls.

AP0558 1958-62 blower switch ..... 44.99 ea  
AP0558 1958-59 w/o resistor on switch 44.99 ea



## 1963-96 Blower Motor Switch

Reproduction blower motor switches for the models listed. Restore your heat and AC to full power with a new blower motor switch to help air circulate more efficiently!

AP0511	1963	with AC .....	44.99 ea
AP0515	1964	heater only .....	44.99 ea
AP0527	1964	with AC .....	44.99 ea
AP0522	1965-66	heater only .....	44.99 ea
AP0513	1965-66	with AC .....	17.99 ea
3891795	1967-68	with AC - OER® .....	49.99 ea
3885148	1967-68	w/o AC - OER® .....	29.99 ea
AP0528	1969-70	without AC .....	44.99 ea
SW3015	1976-90	AC/heater switch .....	35.99 ea
SW195	1977	with AC .....	15.99 ea
SW195	1978-81	without auto AC .....	15.99 ea
SW195	1982-83	20 amps DIP switch .....	15.99 ea
SW196	1984	with AC .....	10.99 ea
SW1456	1985	Impala with AC .....	15.99 ea
SW1456	1986-90	Caprice with AC .....	15.99 ea
SW299	1991-93	blower control .....	17.99 ea
SW830	1994-96	with AC .....	31.99 ea

AC, HEATER & COOLING SYSTEM

# Heater/AC Parts



OER

## 1967 Heater/AC Blower Control Switch

Reproduction 1967 Impala/full size heater and air conditioning blower control switch. Designed to install on original or reproduction heater control assemblies.

3891796 1967..... 69.99 ea



## 1967 AC Switch and Cap

OER® reproduction vacuum actuated air conditioning clutch switch designed for various GM models with air conditioning (C.A.C.). Clutch switch will replace the original and allow proper activation of the air conditioning. The black rubber cap comes attached to the control switch.

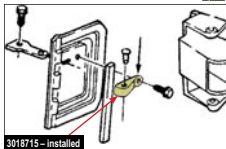
1998874 1967 switch with cap..... 69.99 ea  
K988741 1967 replacement cap..... 11.99 ea



## 1968 Heater/AC Vacuum Control Switch

Reproduction heater and air conditioning vacuum control switch for 1968 Impala models with dealer installed air conditioning (C.A.C.). This vacuum switch is the 2 port design as original.

7304857 1968 C.A.C..... 79.99 ea



3018715 - installed

## AC Heater Diverter Valve Link Connector

Reproduction heater diverter valve link to valve door connector for 1969-70 Chevrolet full size models. Air conditioning valve link connector links the heater diverter unit to the valve link. Fits models with factory AC.

3018715 1969-70..... 8.99 ea



## Plastic Style Defroster/Heater Duct Hose

This is a plastic replacement flexible hose under the dash that is for the defroster, heater and fresh air systems. These are for those who need the right hose for the job and do not need an original style hose. Hose is 72" in length, cut to desired length.

13910	2"	19.99 ea
13911	2-1/4"	22.99 ea
13912	2-1/2"	18.99 ea
13913	2-3/4"	19.99 ea
13914	3"	19.99 ea
13918	4"	39.99 ea



## OE Cloth Style Defroster/Heater Duct Hose

Reproduction cloth style defroster/air duct hose. Use to replace old deteriorated cloth duct hoses. Can be used with factory and aftermarket AC, heat and defrost systems. Sold in 72" long sections, trim to fit.

9149C	1-1/2" i.d.	40.99 ea
9150C	1-3/4" i.d.	42.99 ea
9151C	2" i.d.	46.99 ea
9152C	2-1/4" i.d.	40.99 ea
9153C	2-1/2" i.d.	52.99 ea
9154C	2-3/4" i.d.	55.99 ea
9155C2	3" i.d.	59.99 ea
9156C	3-1/4" i.d.	64.99 ea



## 1965-69 Fresh Air Duct Seal Set

Contains all die-cut solid and sponge rubber for resealing leaky Astro ventilation systems. Contains cowl to duct seals and accordion dust sponge seals. LH and RH included.

K226	1965-68	27.99 set
K227	1969	29.99 set



## 1965-70 Air Vent Control Cable

Keeping your air flow ducts operational is what this cable is all about. Reproduction air flow control cable with original style black knob. Fits applications listed.

8756278	1965-66	LH or RH	39.99 ea
8756278	1969-70	LH with AC	39.99 ea



## 1958-68 Heater Control Cable Set

These poly covered cables with Polyethylene lining provide reduced resistance, maximum flexibility and instant response even during severe weather conditions. The outer plastic shell can be removed to create an original appearance.

AP3158	1958	without AC	42.99 set
AP3160	1959-60	without AC	42.99 set
AP3161	1961	without AC	42.99 set
AP3062	1962	with AC	58.99 set
AP3162	1962	without AC	42.99 set
AP3063	1963	with AC	42.99 set
AP3163	1963	without AC	42.99 set
AP3064	1964	with AC	75.99 set
AP3164	1964	without AC	47.99 set
AP3165	1965-66	without AC	47.99 set
AP3066	1966	with AC	47.99 set
AP3168	1968	without AC	49.99 set



## 1969 Astro Ventilation Emblem

OER® quality reproduction "Astro Ventilation" dash emblem for 1969 full size models including Impala, Bel Air, Biscayne, and Caprice. Also used with other GM vehicles including Buick, Oldsmobile, and Pontiac. Exact die-cast reproduction emblem.

3950046 1969..... 12.99 ea

## Vintage Style 2-Speed 6" Electric Fan

Stay cool when driving down the road in your classic ride with this vintage style 2-speed 12 Volt 6" electric fan, featuring metal chrome housing and blade. Includes mounting pad and screws (requires screwing into dash). 2 wire hook up.

CP500245..... 34.99 ea



## AC Hose Bubble Crimper

When you need to fabricate specially sized hoses, this easy to use bubble crimping set gets the job done at home with professional results. Includes: the crimper, crimping dies for #6 (3/8"), #8 (1/2"), #10 (5/8"), #12 (3/4") fittings and an easy storage plastic carrying case.

K2469..... 338.99 set



# Heater/AC Parts



CX1884



CM9581

## 1965-66 AC/Heater Control Assembly

This superb reproduction will replace your non-working air conditioning heater control assembly. Will fit and operate exactly as original. Includes original style faceplate with correct lettering. Replacement faceplate also available and features correct lettering and colors.

CX1884 1965-66 complete with AC 219.99 ea  
CM9581 1965-66 faceplate with AC 31.99 ea



B99140

## 1960 Temperature Control Knobs

Reproduction heater/temperature control knobs for 1958-60 full size models. Manufactured in black ABS plastic with white lettering, as original.

B99140 1958 temp knobs ..... 23.99 set  
B99141 1959-60 temp knobs ..... 23.99 set



## 1961-62 Heater Control Knobs

Reproduction of heater control knobs for 1961-62 full size Chevrolet models. This 4 piece set looks and fits just like original and will add that finishing touch to your interior restoration.

B435070 1961-62 ..... 29.99 set



B9115



B9116

## 1963-64 Heater Control Knobs

Reproduction of heater control knobs for 1963-64 full size Chevrolet models. These 4 piece set looks and fits just like original and will add that finishing touch to your interior restoration.

B9115 1963 ..... 29.99 set  
B9116 1964 ..... 39.99 set



K408



K409

## 1965-81 Heater Control Switch Knobs

Commonly missing knob that installs on heater control assembly levers. Ideal for 1965-81 full size Chevrolet. Available in chrome or black. Includes set of 4 knobs.

K408 1965-81 chrome ..... 11.99 set  
K409 1965-81 black ..... 9.99 set



CM4561

## 1963-78 Vent Pull Knobs

Correct reproduction lower side vent knobs. These knobs are available in black or chrome.

CM4561 1963-78 black pair ..... 18.99 pr  
CM4560 1963-78 chrome set of 4 ..... 28.99 set



## 1968 Dash Vent Knob and Ferrule

Correct reproductions of the knobs and ferrules used to operate the Astro vents on your 1968 Chevrolet full size models. Injection molded in the proper configuration with the fluted and ribbed design, as original. 4 piece set of 2 black plastic knobs with 2 black plastic ferrules.

KW564B 1968 black ferrules ..... 16.99 set



## 1966 Heater Control Levers

One of the first items to break on your heater control assembly are the levers. Reproduction of the lever and knob set for 1965-66 full size models. Set includes 3 levers and 3 knobs.

CM9580 1965-66 with AC ..... 24.99 set

New!



## 1965-66 Heater Control Panel Bracket

Reproduction heater control panel mounting bracket for 1965-66 models with or without AC.

AP7322 1965-66 bracket ..... 22.99 ea



## 1969-70 Heater Control Lens Clip Set

Heater control lens clip set for full size models. The spring clip for installing heater control lens. Sold in set of three.

A9000117 1969-70 ..... 4.99 set



## 1965-68 AC Vent Ball and Retainer

Reproduction chrome vent ball for 1965-67 factory air conditioned models or all 1968 models. This bright chrome reproduction will fit exactly as original. Features correct black paint on inner portion and bright chrome on outer. Retainer sold separately.

3856472 1965-68 ball ..... 21.99 ea  
3906099 1965-68 retainer ..... 4.99 ea

New!



## 1965-68 Dash Vent Ball Retainer

OER® dash air vent ball retainer for 1965-68 Chevrolet full size models. These injection molded ABS plastic retainers are manufactured to OE specifications. This retainer secures the chrome vent ball to the dash bezel and is the attachment point for the round vent duct hose.

3937189 1965-68 LH or RH ..... 14.99 ea



## 1965-68 Vent Ball Seal Set

Replace your worn vent ball seals while you replace your vent balls to keep air leakage to a minimum. This set includes 4 pieces as shown.

C1019 1965-68 seal ..... 4.99 set



# AC/Heater Parts

New!



## Standard Dash Louver

This through-dash louver has a 2-1/2" duct hose inlet and a 2.70" bezel diameter. Louver is chrome or black with choice of black or chrome bezel. Louver requires a 2-1/2" round hole. Sold individually.

49053 chrome louver black bezel . 14.99 ea  
49153 chrome louver chrome bezel 14.99 ea  
49353 black louver black bezel . 14.99 ea

New!



## Air Vent Swivel Ball Louver

The ProLine™ Streamline round louver features an injection molded inner ball and a black anodized or polished aluminum bezel with a 2-7/8" diameter. A 2-1/2" hose adapter is included.

49054 black . . . . . 63.99 ea  
49054VUQ black and polished . . . . . 63.99 ea

New!



## Under Dash Ball Louver

Under dash louver pod with black and chrome louver for 2-1/2" hose. Includes an under dash louver pod and a chrome ball louver with black bezel.

49054VUL universal . . . . . 18.99 ea

New!



## Under Dash Louver

Vintage Air under dash rectangle louver black with accents for 2-1/2" hose. Sold individually.

R49050 universal . . . . . 18.99 ea

New!



## 1963-66 Center Dash AC Vent Diffuser

Reproduction center air conditioning dash vent diffuser for 1963-66 Chevrolet full size models equipped with AC. The 1963-64 diffuser is die-cast and features a bright chrome finish. The 1965-66 diffuser is manufactured from a high-quality black polymer plastic.


L15048 1963-64 chrome . . . . . 74.99 ea  
Y15030P 1965-66 black . . . . . 66.99 ea

## 1967-69 AC Air Distributor Duct Vent

Reproduction duct vent for 1967-69 Chevrolet full size models. This vent assembly faces the floor and attaches to the plastic duct under the dash on each side of the center floor hump. For use on vehicles with air conditioning. 2 required per vehicle.

A9600150 1967-69 LH or RH . . . . . 49.99 ea

OEER AUTHORIZED



## 1971-76 Air Vent Deflector

Reproduction air vent assembly for 1971-76 Chevrolet Impala, Caprice models. Manufactured to correct factory specifications and replicates the original in design, appearance, and fitment.

3979751 1971-72 LH . . . . . 22.99 ea  
3979751 1973-76 center . . . . . 22.99 ea



## 1977-90 Center Air Vent Deflector

Deflector for 1977-90 center air vent assemblies. These vents are for models originally equipped with factory air conditioning. 2 required per vehicle.

377543 1977-90 with AC . . . . . 42.99 ea

## 1969 Side Air Vent Deflector

OEER® reproduction dash side air vent assembly for 1969 Chevrolet Impala, models. Each vent is manufactured in quality injection molded ABS replicating the original in quality and design. Features the adjustment vent airflow and housing unit. Features a chrome outer bezel with black center louvers. Sold individually. For use on LH and RH dash. Sold individually.

3963790 1969 LH or RH . . . . . 21.99 ea

New!



## 1963-64 Center Dash AC Vent Housing

Reproduction center air conditioning dash vent bezel for 1963-64 Chevrolet full size models equipped with AC. These reproduction bezels are manufactured from a high-quality polymer plastic to factory specifications. Paint to match existing dash color.

L5174 1963 . . . . . 174.99 ea  
L5177 1964 . . . . . 174.99 ea

New!



## 1965-66 Center Dash AC Vent Housing

Reproduction center AC dash vent housing for 1965-66 Chevrolet full size models. This vent housing is manufactured to factory specifications and includes the mounting hardware to secure it to the interior duct. Does not include the center chrome diffuser.

Y15014P 1965-66 center . . . . . 148.99 ea

New!



## 1963-66 Air Conditioning Dash Vent Housing

Reproduction outer air conditioning dash vent bezels for 1963-66 Chevrolet full size models equipped with AC. These reproduction bezels are manufactured from a high-quality polymer plastic to factory specifications. Paint to match existing dash color.

L15032L 1963-64 LH . . . . . 174.99 ea  
L15032R 1963-64 RH . . . . . 174.99 ea  
Y15012LP 1965-66 LH . . . . . 158.99 ea  
Y15012RP 1965-66 RH . . . . . 158.99 ea

# Air Conditioning

## Keep Your Impala COOL

with Vintage Air Gen-IV "Fly-By-Wire"  
"No Cable/Vacuum Hose" AC System

The Gen-IV systems feature all electronic controls requiring no cables, capillary tube or vacuum connections. They are truly "fly-by-wire" systems that use separate heating and cooling coils for superior performance. The internal air control doors are servo operated to provide infinite dash, floor, and defrost blending.



961056



964062

### Gen-IV SureFit Climate Control Features:

- Electronic servo motor controls
- No cables or capillary tube to route
- Separate high capacity heat and cooling coils
- Mounts behind dash
- AC exits through original AC dash vents
- Dehumidified defrost with dash/floor blend
- Infinite blower speed

### 1959-66 Complete Sure Fit Climate Control Set

This system includes: air conditioning, heating and defrost combination designed specifically for your vehicle, compressor, compressor bracket, hose set, and hi/lo safety switch. Our exclusive cable replacement modules connect to your original AC control assembly and controls this unit. This unit is designed to mount to existing holes in your dash and firewall without drilling or fabrication. Evaporator comes complete with all mounting brackets, hardware, louvers, duct hose, condenser with mounting brackets, standard dryer, preformed aluminum lines, and mounting hardware, wiring harness, and installation instructions.

**Important:** Some installations may require additional engine pulleys not included with these systems. V-belts and refrigerant not included. R12 systems available on request.

**Note:** Special shipping rate applies. Special order must be prepaid.

Shipped overseas:

			851
961055	1959-60	with 2 lever controls	1924.99 set
961056	1959-60	with 4 lever controls	1924.99 set
961062	1961-62	factory non-AC	1924.99 set
964062	1961-62	factory AC	1924.99 set
961063	1963	factory non-AC	1924.99 set
964063	1963	factory AC	1924.99 set
961064	1964	factory non-AC	1924.99 set
964064	1964	factory AC	1924.99 set
961054	1965-66	factory non-AC	1924.99 set
964054	1965-66	factory AC	1924.99 set



861055

### Gen-IV SureFit Climate Control Features:

- Electronic servo motor controls
- No cables or capillary tube to route
- Separate high capacity heat and cooling coils
- Mounts behind dash
- AC exits through original AC dash vents
- Dehumidified defrost with dash/floor blend
- Infinite blower speed

### 1959-66 Sure Fit Climate Control Set for Serpentine Drive

This Gen-IV Sure Fit Climate Control set includes everything you need, and nothing you don't! It was designed specifically for those who have upgraded their motor with a serpentine belt drive system and do not need a compressor and mounting brackets. You still get the same evaporator assembly, fly-by-wire controls, condenser, dryer, safety switch, firewall plate, and preformed aluminum lines as in the complete set. These sets are designed to install with minimal drilling and no fabrication required. Be sure to order the adapter kit required for your compressor.

**Important:** Refrigerant is not included.

**Note:** Special order. Shipped overseas.

			851
861055	1959-60	with 2 lever controls	1614.99 set
861056	1959-60	with 4 lever controls	1614.99 set
861062	1961-62	factory non-AC	1614.99 set
864062	1961-62	factory AC	1614.99 set
861063	1963	factory non-AC	1614.99 set
864063	1963	factory AC	1614.99 set
861064	1964	factory non-AC	1614.99 set
864064	1964	factory AC	1614.99 set
861054	1965-66	factory non-AC	1614.99 set
864054	1965-66	factory AC	1614.99 set



561055

### Gen-IV SureFit Evaporator Set Features:

- No cable electronic servo motor controls
- Infinite air and temperature blending
- Separate high capacity heat and cooling coils
- Mounts behind dash
- AC exits through under dash AC dash vents
- High volume dehumidified defrost mode

### 1959-66 Sure Fit Climate Control Evaporator Set

Vintage Air Gen-IV Sure Fit evaporator set for 1959-64 Chevrolet full size, Impala, and El Camino with or without factory AC. This set features a Gen-IV evaporator, mounting brackets, duct hoses, wiring harness, cable converters or new dash control panel, appropriate hardware and a complete step-by-step instruction manual. These sets include all the interior components you need to install modern AC system in your Impala and are designed to install with minimal drilling and fabrication.

**Important:** Refrigerant is not included.

**Note:** Special order. Shipped overseas.

			851
561055	1959-60	with 2 lever controls	1099.99 set
561056	1959-60	with 4 lever controls	1099.99 set
561062	1961-62	factory non-AC	1099.99 set
564062	1961-62	factory AC	1099.99 set
561063	1963	factory non-AC	1099.99 set
564063	1963	factory AC	1099.99 set
561064	1964	factory non-AC	1099.99 set
564064	1964	factory AC	1099.99 set
561054	1965-66	factory non-AC	1099.99 set
564054	1965-66	factory AC	1099.99 set

AC, HEATER & COOLING SYSTEM

# Air Conditioning Parts

**New!**



## 1959-66 Standard Hose Set

Vintage Air SureFit standard AC refrigerant hose set for 1959-66 Chevrolet full size, Impala, and El Camino. This standard hose set is designed specifically for a complete Gen IV SureFit system and the stock engine compartment configuration and core support. The set contains refrigerant hoses with pre-cripped beadlock fittings, along with o-rings and any necessary mounting hardware.

521176	1959-60	standard	174.99 set
521061	1961-64	standard	174.99 set
521178	1965-66	standard	174.99 set

**New!**



## 1959-66 Modified Hose Set

Vintage Air SureFit modified AC refrigerant hose set for 1959-66 Chevrolet full size, Impala, and El Camino. Standard hose sets are designed specifically for vehicles with a complete Gen IV SureFit system and without a stock engine compartment configuration and core support. Sets contain refrigerant hoses with pre-cripped beadlock fittings on one end, with the other end open to accommodate a custom installation. All necessary fittings, o-rings and mounting hardware are also included, along with detailed installation and crimping instructions.

521177	1959-60	modified	174.99 set
526061	1961-64	modified	174.99 set
521179	1965-66	modified	174.99 set



## Harness Repair Set

Replacement set includes correct connector end and crimp terminals which can be attached to the wires before assembling clip for an original appearance.

AP0500	4 terminal connector	6.99 set
AP0501	5 terminal connector	6.99 set
AP0502	3 terminal connector (at resistor)	6.99 set

**New!**



## Universal Trinary Switch

Combine low and high pressure clutch cut-off functions and electric fan engagement signal at 254 psi. The low pressure cut off of this trinary switch is 30 psi and the high pressure cut off is 406 psi.

11076	4 wire female	41.99 ea
11086	4 wire male	41.99 ea

**New!**



## Trinary Switch with Fan Control

Vintage Air trinary switch kit for beadlock crimp hoses. Vintage Air trinary switches feature low and high pressure compressor clutch cut off functions plus an electric fan engagement signal at 254 psi. The low pressure cut-off of these trinary switches is 30 psi and the high pressure cut off is 406 psi. Get three functions in one with Vintage Air trinary switch kit.

24678V	with fan control	59.99 ea
--------	------------------	----------



## 1963-64 Glove Box Button Switch

A great service replacement to help keep your AC system in top working order! Fits behind glove box.

AP0529	1963-64	3 terminal	44.99 ea
--------	---------	------------	----------



## 1963 Heater Valve Vacuum Switch

A great service replacement to help keep your AC system in top working order!

AP0530	1963	with brass button	69.99 ea
--------	------	-------------------	----------



## Chrome Dress-Up AC Service Caps

Add more chrome to your engine compartment by replacing those missing or plain black R134A AC charge port service caps with these chrome dress-up caps.

AP0625	R134A	4.99 pr
--------	-------	---------



## 1961-63 Clutch Switch

Chevrolet models with "All Weather" AC relay protected clutch switch assembly replaces GM factory clutch switch #3148220. Original switch typically overheats, burns contacts and melts plastic housing due to excessive amperage draw. Our replacement features a relay protected clutch switch assembly which plugs directly into the factory wiring harness.

AP0531	1961-63	124.99 ea
--------	---------	-----------



## 1963-77 Vacuum Canister

This vacuum reservoir accumulates pressure from the intake manifold for the vacuum AC and heater selection switch. Replace your old cracked vacuum ball and restore proper function to your AC system with this high-quality vacuum canister.

AP7330	1963-71	with AC	29.99 ea
AP7330	1974-77	with AC	29.99 ea



## High Pressure AC Hose Bracket

Replace your missing or damaged AC hose clip with this reproduction bracket that attaches to the AC compressor flange and holds the AC high pressure hose. This quality piece is made of stainless steel for long-life.

1010445	24.99 ea
---------	----------



## Low Pressure AC Hose Bracket

Replace your missing or damaged AC hose clip with this reproduction bracket that attaches to the top of the alternator bracket and holds the AC low pressure hose in place. This quality piece is made of stainless steel for long-life.

1010437	22.99 ea
---------	----------

## 1962-70 AC Hose Clamp

Genuine hose clamp designed to hold the air conditioning hoses in place.

3909030	1962-70	Freon hose clamps..	3.99 ea
---------	---------	---------------------	---------

# Air Conditioning Parts



57089



H57096



G2439

## 1962-90 Air Conditioning Compressor

If your non-functioning air conditioning has you hot under the collar, Classic Industries™ may have the answer. These remanufactured compressors will put the cool back in your Impala.

### Models with Axial Compressor

**Non-Switch Type**  
57089 1962-76 5" pulley..... 305.99 ea

**With Superheat Switch**  
57098 1971-75 5.125" pulley.... 365.99 ea

**With High Pressure Switch**  
H57096 1978-81 5.125" pulley.... 377.99 ea

### Models with Radial Compressor

**Distance From Clutch to Mounting Flange: 1.2"**  
G2439 1982-90 5"..... 220.99 ea

ROCK PRODUCTS



## 1967-81 Aluminum AC Compressor

This is a 10 cylinder "bolt-in" direct replacement for the GM Frigidare/Harrison A6 compressor. This new design is specifically engineered to fit the A6 mounting brackets and AC hose assemblies. This highly efficient compressor offers a smoother, quieter operation, creating less vibration and engine drag, increased fuel mileage, improved engine and cooling system performance. The aluminum body is 52% lighter than the original A6. Designed to accept both superheat and high pressure safety switches. This compressor is supplied with a single groove clutch and has a 210cc displacement. Compressor is pre-oiled and compatible with R12 or R134A. Fits 1962-81 Impala models with the A6 Compressor. Includes hardware and instructions.

AP2201 1967-81 with single pulley.. 398.99 ea

New!



1612W1

## 1977-85 Air Conditioning Compressor

Remanufactured replacement R4 air conditioning compressor for 1977-85 Impala models. This compressor includes a single V-groove clutch/pulley. Unit is designed to fit and perform exactly like the factory part and exceeds OEM parts technical specifications.

1612W1 1977-79 with clutch..... 258.99 ea  
1613W1 1977-85 with clutch..... 249.99 ea

New!



## Sanden SD 709 AC Compressor

Vintage Air standard finish Sanden SD 709 air conditioning compressor with 7 groove serpentine belt pulley. The SD 709 compressor is compatible with any Vintage Air system and fits all Vintage Air brackets. It pumps 9.5 cubic inches per revolution with a maximum 6000 sustained RPM range.

04709 natural finish..... 244.99 ea



AC4510C

AC4514B

## Sanden Style Compressor

New, not rebuilt, Sanden style air conditioning compressor. The SD507 and SD508 are the most popular aftermarket compressors on the market. These replacement type compressors are available in 4 quality finishes and clutch types. Can be used with either R-12 or R-134a refrigerants.

**Natural**  
AC5104N SD507 2 groove V-belt.... 189.99 ea  
AC4510N SD508 2 groove V-belt.... 189.99 ea  
AC9560N SD508 6 rib..... 159.99 ea  
AC4514N SD508 7 rib..... 189.99 ea  
AC6698N SD508 8 rib..... 189.99 ea

**Chrome**  
AC5104C SD507 2 groove V-belt.... 199.99 ea  
AC4510C SD508 2 groove V-belt.... 199.99 ea  
AC9560C SD508 6 rib..... 199.99 ea  
AC4514C SD508 7 rib..... 199.99 ea  
AC6698C SD508 8 rib..... 199.99 ea

**Black**  
AC5104B SD507 2 groove V-belt.... 189.99 ea  
AC4510B SD508 2 groove V-belt.... 189.99 ea  
AC9560B SD508 6 rib..... 179.99 ea  
AC4514B SD508 7 rib..... 189.99 ea  
AC6698B SD508 8 rib..... 199.99 ea

**Polished**  
AC5104P SD507 2 groove V-belt.... 199.99 ea  
AC4510P SD508 2 groove V-belt.... 199.99 ea  
AC9560P SD508 6 rib..... 199.99 ea  
AC4514P SD508 7 rib..... 199.99 ea  
AC6698P SD508 8 rib..... 199.99 ea

New!

OEM AUTHORIZED



## Sanden Style "Peanut" AC Compressor

New, not rebuilt, Sanden SD706/SD710 "Peanut" style air conditioning compressors. The compact SD710 is becoming one of the most popular compressors for original equipment manufacturers or aftermarket. SD706s rob less horsepower resulting in improved fuel economy and increased performance. They feature a modern rotary internals that reduces noise and vibration. Their extremely compact design is half the weight and bulk of most OE units. With mounting ears on the front and rear and on both sides, these compressors are very easily adapted to most engines.

**Natural**  
AC7170N SD7B10 2 groove..... 179.99 ea  
AC7176N SD7B10 6 rib..... 179.99 ea  
AC7178N SD7B10 8 rib..... 179.99 ea

**Chrome**  
AC7170C SD7B10 2 groove..... 199.99 ea  
AC7176C SD7B10 6 rib..... 199.99 ea  
AC7178C SD7B10 8 rib..... 199.99 ea

**Black**  
AC7170B SD7B10 2 groove..... 179.99 ea  
AC7176B SD7B10 6 rib..... 179.99 ea  
AC7178B SD7B10 8 rib..... 179.99 ea

**Polished**  
AC7170P SD7B10 2 groove..... 199.99 ea  
AC7176P SD7B10 6 rib..... 199.99 ea  
AC7178P SD7B10 8 rib..... 199.99 ea

New!

OEM AUTHORIZED



## Universal "Peanut" Compressor Discharge Adapter Fitting

Reproduction o-ring adapter fitting for Sanden/Sanyko style SD7B10 "Peanut" compact AC compressors. This aluminum adapter will bolt directly to the suction inlet flange, converting it to 10AN male thread.

RO45010 universal SD-7B10/7176..... 39.99 ea

## Sanden AC Compressor Manifold

Custom AC compressor manifold for March Performance Pulley sets with 7176 compressors. It reroutes the compressor lines downward where they are less visible and less vulnerable to exhaust heat. Manifolds are available unfinished or with a polished, chrome, or black finish.

MP4181 polished..... 169.99 ea  
MP4182 chrome..... 149.99 ea  
MP4183 black..... 132.99 ea



MP4182

# Air Conditioning Parts



## Universal Compressor Block Fittings

This TiteFit compressor block fitting, or manifold designed for Vintage Air Front Runner™ drive systems with Sanden SD7 style compressor.

342310	standard finish	60.99 ea
342311	polished finish	69.99 ea



## AC Compressor O-Ring Seal

Replacement o-ring or evaporator core housing seal for various GM models. This 5-1/64" x 9/64" thick. Replaces OE #s 6558587, 19188276, 2724674. Sold individually or in a pair.

24619	individual	1.99 ea
FS24619	pair	2.99 pr

ACDelco



## 1982-96 AC Compressor Hose

Replace the deteriorated or missing AC compressor hose on your full size passenger car and get your AC blowing cool once again. These GM replacement compressor hoses are designed for 1982-96 full size models.

G5660	1982-87	all	139.99 ea
G5660	1988	262	139.99 ea
G5662	1989-90	5.0, 5.7	99.99 ea
G5664	1994-96	4.3, V8, 5.0, 5.7	110.99 ea



## 1969-70 BB Compressor Spacer

Replacement rear AC compressor spacer for 1969-70 full size models with a big block engine. This spacer mounts as original between the compressor and the rear compressor mounting bracket.

C1041	1969-70	big block	8.99 ea
-------	---------	-----------	---------



## AC Compressor Seal Washers

This Vintage Air seal washer set is made of high-quality materials to ensure long-lasting performance, keeping you cool for years to come, while you cruise in your classic ride. If you're running a GM compressor that does not have o-ring grooves for this Vintage Air seal washer set will do the trick for your Vintage Air system.

33600VUI	without o-ring grooves	9.99 set
----------	------------------------	----------



## Flange Pad Seal Washer Set

Running an OEM compressor? Use Vintage Air offset flange pad seal washer set. This will fit GM A6 air conditioning compressors without o-ring grooves and offset mounting flange only. Designed for use with Vintage Air compressor adapter blocks. Vintage Air offset flange pad seal washer set helps with your OEM compressor. Fitting your GM A6 compressor with their systems is super cool and easy with this set.

33602VUI	flange pad set	10.99 set
----------	----------------	-----------



## 1958-70 Air Conditioning Belt

Finding replacement air conditioning belts isn't hard to do. Finding OEM style original belts with correct GM markings is! You came to the right place! These original style belts include the correct factory markings for the year listed. We offer air conditioning belts for 1958-70 models. Each belt duplicates the original exactly!


B766	1958	283	39.99 ea
B767	1958	348	39.99 ea
B792	1959	283	39.99 ea
B793	1959	348	39.99 ea
B811B	1960	283	39.99 ea
B812	1960	348	39.99 ea
B835	1961	283	39.99 ea
B836	1961	348	39.99 ea
B850	1962	V8	39.99 ea
B851	1962	V8 (w/special hi-perf.)	39.99 ea
B871	1963	283, 327 (250 HP)	39.99 ea
B872	1963	327/300HP	39.99 ea
B873	1963	409	39.99 ea
B891	1964	283, 327	39.99 ea
B892	1964	409	39.99 ea
B921	1965	283, 327	39.99 ea
B922	1965	409	39.99 ea
B923	1965	396 with manual trans.	39.99 ea
B924	1965	396 with auto trans.	39.99 ea
B943	1966	283, 327	39.99 ea
B944	1966	396, 427 (w/ TH400)	39.99 ea
B945	1966	396, 427 (with TH400)	39.99 ea
B962	1967	283, 327	39.99 ea
B963	1967	396, 427 (aft. 6/66)	39.99 ea
B981B	1968	283, 327	39.99 ea
B982B	1968	396, 427	39.99 ea
B1000	1969	307/350	39.99 ea
B1001	1969	427, L72	31.99 ea
B1002	1969	396, 427 (w/ L72)	31.99 ea
B1014	1970	V8 (w/o ps) with AC	39.99 ea
B1015	1970	V8 (with ps) with AC	35.99 ea
B1016	1970	454	39.99 ea



## 1965-68 Compressor Circuit Button Switch

When your AC system is not functioning properly, the problem could be any one of many different components. The compressor button switch is one of these critical components.

AP0532	1965-68	2 terminal	44.99 ea
--------	---------	------------	----------



## 1963-76 AC Compressor Mounting Bracket

These compressor bracket sets are designed to accept Sanden compressors on all in-line 6 cylinder Chevrolet models. Mounts available for LH or RH side.

<b>LH Mount with Alternator or Generator w/o PS</b>			
40106S	1965-76	230, 250, 292	109.99 set
<b>RH Mount Points Type Distributor Only</b>			
40150R	1963-74	250	99.99 set



## 1965-68 Lower Front Compressor Bracket

Reproduction front AC compressor bracket for 1965-68 Chevrolet full size models with 396 or 427 big block engines. This is the lower front bracket that mounts to the lower support brace.

387278S	1965-68	big block	68.99 ea
---------	---------	-----------	----------



## 1969-70 Rear Compressor Bracket

Reproduction rear air conditioning compressor bracket for 1969-70 Chevrolet full size small block 307, 350, 400 models with air conditioning. Manufactured in quality stamped steel to factory specifications. This bracket mounts the rear of the compressor to the intake manifold for rear adjustment of the compressor.

24544	1969-70	small block	39.99 ea
-------	---------	-------------	----------

# Air Conditioning Parts



## 1969-70 Big Block Compressor Bracket

Reproduction of the front and rear AC compressor bracket for 1969-70 Chevrolet big block full size models. Front bracket mounts to the front of the compressor with the adjustment slot on the top. Rear bracket is triangular shaped and mounts to the rear of the compressor.

### Mounts to Compressor

HC291 1970 front..... 39.99 ea

### Mounts to Engine

14544 1969-70 rear..... 42.99 ea  
 14256 1969-70 lower center..... 44.99 ea  
 15239 1969-70 front..... 69.99 ea



## 1969-70 BB Rear AC Compressor Plate Bracket

Reproduction rear AC compressor plate bracket for 1969-70 big block models. This triangular shaped bracket attaches the compressor to the adjuster bracket.

14548 1969-70 big block..... 19.99 ea



## 1969-81 AC Compressor Bracket

Replacement bracket for 1969-81 small block full size Chevrolet. Not for big block models. This is the front bracket support.

3932433 1969-74 SB front..... 24.99 ea  
 3932433 1977-79 305, 350 front..... 24.99 ea  
 3932433 1980-81 229 front..... 24.99 ea



## 1969-87 AC Compressor Bracket Set

Chevrolet small block AC compressor bracket set. Designed for low hood clearance applications. Will fit Chevrolet cylinder heads without bolt holes. Bolts to water pump and exhaust manifold. Models with long water pump and headers. This bolts to the LH side.

Note: For small block with long water pump and headers.  
 151110 1969-87..... 114.99 set

New!



## 1970-75 Front Compressor Bracket

Reproduction air conditioning compressor bracket for 1970-75 Chevrolet big block full size models. This heavy cast iron bracket mounts to the front of the head and replicates the original GM bracket.

14278 1970-75 big block..... 64.99 ea



## 1970-79 Compressor Rear Bracket Support

Correct support bracket which bolts directly to the exhaust manifold. The rear compressor bracket will bolt to this support bracket. Designed to OE specifications to replace the damaged or missing original bracket precisely. Does not fit big block applications.

3932435 1970-79 small block..... 39.99 ea



C989272



C727201



C66821

## 1964-69 Compressor Mounting Brace

Reproduction AC compressor mounting braces for 1964-69 full size models to keep the air conditioning compressor supported in the correct position. Choose between front or rear mounting braces.

### Rear Mounting Braces

C989272 1964-68 small block..... 23.99 ea  
 C818051 1965-68 small block..... 26.99 ea  
 C727201 1965-69 big block..... 24.99 ea

### Front Mounting Braces

C66821 1965-68 big block..... 24.99 ea  
 C66821 1966-67 283, 327..... 24.99 ea



## 1989-93 Compressor Rear Mounting Brace

Correct GM replacement compressor mounting brace will keep the compressor stationary and eliminate problems that may occur with broken or missing brackets.

G5657 1989-93 5.0, 5.7 lower..... 85.99 ea



## 1968 AC Compressor Mounting Stud

Correct replacement stud used to mount the AC compressor on all 1968 big block engines.


1256625 1968..... 20.99 pr



## AC Relocation Bracket

This steel air conditioning bracket relocates the air conditioning compressor to the left of the engine. Designed to allow clearance for headers in specific pre-1979 small block Chevy applications.

7608 1955-79..... 34.99 ea



AP199R



AP199RA

AP199RB



AP199RC

AP199RE

AP199RD

## 1964-68 Small Block Mounting Brackets GM A6 Complete Set

Whether you are adding air conditioning or your existing brackets have been misplaced over the course of a long restoration, the Classic Industries® restoration professionals have brand new replacement AC brackets to get your system installed.

AP199R complete set..... 229.99 set  
 AP199RA front brace..... 75.99 ea  
 AP199RB front bracket..... 53.99 ea  
 AP199RC lower support bracket..... 86.99 ea  
 AP199RD compressor rear bracket..... 16.99 ea  
 AP199RE compressor rear shim..... 4.99 ea  
 AP199RF mounting hardware..... 20.99 set

AC, HEATER & COOLING SYSTEM

# Air Conditioning Parts


New!



## 1959-66 AC Condenser Set with Dryer

Vintage Air SureFit air conditioning condenser set for 1959-66 Chevrolet Impala models. Sets have been custom designed to mount directly into early 1960s Impalas and can fit other full size models with modification. It includes a modern parallel-flow AC condenser, a receiver/dryer, a binary safety switch, and all of the necessary hard lines and hardware for mounting into a stock configured engine compartment and core support. Detailed installation instructions are also included.

R021155	1959-60	Impala.....	309.99 set
R021062	1961-63	Impala.....	309.99 set
R021063	1964	Impala.....	309.99 set
R021154	1965-66	Impala.....	309.99 set



AP31540



AP31560

## 1961-96 Air Conditioning Condenser

Replace your damaged or clogged condenser with these all new replacements. Designed for R12 or HFC-R134A compatibility to accommodate your choice. Includes: condenser only, dryer, line. Hardware not included.

AP6200	1961-62	reproduction .....	374.99 ea
AP6301	1963	reproduction .....	374.99 ea
AP31540	1964-66	reproduction .....	289.99 ea
AL3144	1967	reproduction .....	289.99 ea
AP31550	1968	reproduction .....	290.99 ea
AP31560	1969	reproduction .....	296.99 ea
AP31570	1970	reproduction .....	284.99 ea
AP31580	1971-72	reproduction .....	292.99 ea
AP31920	1973	reproduction .....	293.99 ea
AP32120	1974-76	reproduction .....	293.99 ea
AP32180	1977-79	w/L6 reproduction .....	379.99 ea
AP32170	1977-79	w/V8 reproduction .....	369.99 ea
G5650	1994-96	GM .....	238.99 ea

New!



## SuperFlow AC Condenser

Horizontal SuperFlow condenser with brackets 14" x 22" x .83". Perfect for late model cars with more grill area. Uses #8 o-ring fitting on top and #6 fitting on bottom.

03262	universal.....	172.99 ea
-------	----------------	-----------

New!



side view

## SuperFlow AC Condenser

Vintage Air SuperFlow horizontal parallel flow air conditioning condenser kit with brackets. This 14" x 25" x .83" condenser is perfect for late model vehicles with more grill area. Uses #8 o-ring fitting on top and #6 fitting on bottom.

R037035	universal.....	183.99 ea
---------	----------------	-----------



## 1970-76 Condenser Insulator

Reproduction of the insulator for axial type AC compressors for 1970-76 full size models with air conditioning. This rubberized insulator mounts the AC condenser to the radiator core support with 2 threaded ends and include nuts. Sold individually. 4 required per vehicle.

331959	1970-76.....	9.99 ea
--------	--------------	---------

New!



## Universal Evaporator Kit

The Gen 5 is Vintage Air's most powerful and intelligent climate control system. The Gen 5 uses an exclusive fully electronic microprocessor control system that eliminates cables or vacuum connections. Separate high capacity copper parallel flow heat coil and aluminum plate and fin cooling coils provide outstanding performance and instant temperature adjustments.

675100	Gen 5	Magnum.....	994.99 ea
675200	Gen 5	Super Magnum.....	1049.99 ea



AP6190

3058130

## 1962-90 Evaporator Core

The evaporator core is where refrigerant changes state from a liquid into a gas, causing the sudden drop of temperature which is ultimately used to cool your interior. This core is located inside the suitcase assembly on the outer section of the firewall. When replacing your AC system it's a good idea to change out all major components at once. The restoration professionals at Classic Industries® have located a trove of OE spec evaporator cores to restore proper function to your full size Chevrolet.

AP6190	1962-64.....	323.99 ea
AP6162	1965-67.....	289.99 ea
AP6183	1968-70.....	289.99 ea
AP6203	1971-73.....	289.99 ea
AP6221	1974-76.....	289.99 ea
3058130	1977-90.....	74.99 ea

ACDelco



## 1991-96 OEM AC Evaporator Core

Factory replacement for often leaking or damaged originals. This core is located inside the suitcase assembly on the outer section of the firewall.

G5668	1991-96.....	283.99 ea
-------	--------------	-----------

# Air Conditioning Parts

**New!**



## 1977-79 Thermostatic Evaporator Switch

Quality reproduction thermostatic evaporator switch for 1977-79 Impala and full size models.

3039429 1977-79..... 20.99 ea

**New!**



## 1977-93 Evaporator Core Expansion Tube

Replacement evaporator core expansion orifice tube for 1977-93 full size models. This item is used to atomize the Freon in your vehicles AC system.

**Reproduction**  
NK364 1977-93..... 2.99 ea  
**Genuine GM**  
G2753 1977-93..... 9.99 ea



## 1959-90 Evaporator Case Drain Tube

Keep your evaporator from freezing up with this new evaporator drain tube. Tube keeps air from pushing condensation back into evaporator case. Fits most 1959-90 GM models.

AP5002 1959-90..... 6.99 ea



## 1966-69 Evaporator Case Drain Hose

Unique OER® reproduction evaporator case drain hose that attaches to the bottom portion of the evaporator core outlet case. For 1966-69 passenger car models including Impala, Biscayne, Bel Air, Caprice, and passenger car station wagons originally equipped with air conditioning. Original drain hoses are commonly damaged or missing.

3148473 1966-69..... 9.99 ea



## Evaporator Case Seals

Help avoid leaks with these evaporator case seals to protect the investment you've made in your AC system. Seals around the evaporator lines.

AP0250..... 5.99 set

**New!**



## 1958-96 AC Receiver/Dryer

Standard economy air conditioner dryer for 1958-96 full size models. Equipped with a threaded port for trinary or binary switch installation. Comes sealed and pre-charged with nitrogen.

07321 1958-96 trinary/binary switch 34.99 ea  
07322 1958-96 binary switch..... 45.99 ea  
07323 1958-96 trinary switch..... 68.99 ea

**ACDelco**



## 1962-73 Replacement Receiver/Dryer

These updated receiver/dryers feature a new desiccant compatible with all refrigerants.

**Aluminum Receiver/Dryer**  
AP0014 1962-63..... 76.99 ea  
AP0015 1964-67..... 72.99 ea  
AP0011 1968-73..... 72.99 ea

## 1968-72 AC Receiver/Dryer

Genuine GM replacement receiver dryer assembly which is used as a replacement for the original or can be used when reinstalling air conditioning. Keep your passenger car 100% original by replacing the air conditioning components with Genuine GM or Delco replacement parts. You're sure to get the highest quality parts as well as long-lasting dependability. For 1968-72 models.

**Note: For R134A only.**  
3046236 1968-72..... 17.99 ea

**New!**



## 1980-84 AC Receiver/Dryer

Replacement air conditioning accumulator tank for 1980-84 Impala models. Also called receivers and/or dryers, these critical components capture contaminants and absorb moisture that can cause the premature failure of the compressor. Constructed of high-quality aluminum and is assembled, welded, and leak tested before packaging.

ED412 1980-84..... 20.99 ea

**ACDelco**



## 1984-96 AC Receiver/Dryer

This is a Genuine GM replacement receiver/dryer assembly which is used when servicing or reinstalling air conditioning.

G5652 1984-90..... 9.99 ea  
G5653 1991-93..... 34.99 ea  
G5654 1994-96..... 25.99 ea

**GM PRODUCTS**



## 1974-76 VIR Eliminator Assembly

Converts AC system to an accumulator orifice, cycling clutch system as found on later model vehicles. Eliminates the troublesome VIR, with it's sticking POA and TXV valves. Reduces desiccant breakdown and rust in the steel casing, enhanced by excessive heat from the exhaust manifold. Compatible with all automotive refrigerants.

AP3600 1974-76..... 147.99 ea

**New!**



## Extended Length Hose Kit with Dryer

All Vintage Air hose kits use barrier type refrigerant hose for use with HFC-134a and R-12 refrigerants. Includes adequate hose length to connect most universal systems dryer and mounting clamps 14 assorted o-ring fittings and refrigerant oil. Includes 135 degree compressor fittings with service ports and firewall bulkhead fittings. Also includes 10' of #6 barrier hose 6' of #8 barrier hose and 9' of #10 barrier hose.

547000 with dryer..... 160.99 ea

AC, HEATER & COOLING SYSTEM



# Air Conditioning Parts

**New!**



## Hose Kit without Dryer

Includes adequate hose length to connect most universal systems 14 assorted-o-ring fittings and refrigerant oil. Includes 135 degree compressor fittings with service ports and firewall bulk head fittings. Includes 6' of #6 barrier hose 4' of #8 barrier hose and 5' of #10 barrier hose. Extended length kits are also available.

31703 without dryer ..... 133.99 ea

**New!**



## Extended Length Hose Kit w/o Dryer

Vintage Air standard refrigeration line kit features barrier type refrigerant line for use with HFC-134a or R-12 refrigerants. Includes adequate hose to connect a complete system, all o-ring fittings, and crimp ferrules.

547001 without dryer ..... 149.99 ea



## 1965-70 AC Delete Cover

This cover allows you to remove your existing air conditioning unit while maintaining the heater functions. Manufactured from molded fiberglass with a black gel coat and is designed to mount to the firewall where the stock AC system is normally located. This cover will allow more space for large valve covers and headers as well as big block engines while keeping the heater unit intact and functional.

14447 1965-70 ..... 169.99 ea

**ACDelco**



## 1969 Liquid Bleed Valve Core

Genuine GM valve core for 1969 models originally equipped with factory air conditioning.

G0791 1969 ..... 8.99 ea




## 1959-73 Expansion Valve

Replacement of the thermostatic expansion valve. Required on all models originally equipped with factory AC. This valve regulates the supply of refrigerant to the evaporator. This product is a replacement part and may differ cosmetically from the originally installed item.

AP0060 1959-61 reproduction ..... 67.99 ea  
AP0057 1962-73 reproduction ..... 25.99 ea

**GM PRODUCTS**



## 1966-73 POA Valve Conversion Set

This newly designed P.O.A. valve will replace the original unit and converts to a more reliable cycling clutch system to improve AC performance with new automotive refrigerants.

**Conversion Sets**  
AP2551 1966 R12 refrigerant ..... 114.99 set  
AP2551A 1966 R134A refrigerant 114.99 set  
AP2552 1967-73 R12 refrigerant ..... 114.99 set  
AP2552A 1967-73 R134A refrigerant 114.99 set

**Upgrade Sets**  
AP2551D 1966-72 deluxe ..... 234.99 set  
AP2552D 1967-73 deluxe ..... 234.99 set

**GM PRODUCTS**



## 1962-66 S.T.V. Valve Conversion Set

Eliminate sticky pistons and leaky diaphragms with this new S.T.V. valve. Replaces original with the more reliable cycling clutch system equal to the newest GM vehicles and improves performance with new refrigerants.

AP2500P 1962-66 includes sealant ..... 76.99 set



## 1967-72 R-12 to R-134a Retro-fit Set

This set provides the necessary components (except receiver/dryer) to convert your R-12 AC system to use R-134a refrigerant. Includes: an o-ring set, 12 oz. Ester oil, service port adapters, service warning label. Receiver/dryer must be ordered separately.

AP1714A 1967-72 ..... 29.99 set



## 1964-72 O-Ring Set

Whenever you're working on your air conditioning system or even recharging it, be sure to replace all of your systems vital o-rings to ensure there won't be any leaks when you're finished.

AP7201 1964-72 all refrigerants ..... 8.99 set




## 1962-68 Muffler Assembly

Help reduce vibration and excess noise in the AC system with these high-quality OE spec compressor muffler assemblies.

AP0432M 1962-63 ..... 107.99 ea  
AP0463M 1964-68 ..... 107.99 ea

**ACDelco**



## 1962-64 Muffler Hook Up Tube

Be sure to replace the muffler hook up tubes when you change the muffler assembly for proper function and noise control.

AP0428 Inlet of expansion valve ..... 47.99 set  
AP0429 suction fitting outlet at STV ..... 63.99 ea

## 1967-68 AC Hose Grommet

OER® AC hose grommet for 1967-68 Chevrolet full size models equipped with factory air conditioning. Manufactured to factory specifications from black EPDM molded rubber and includes the steel insert as original.

3899737 1967-68 full size ..... 27.99 ea

# Specialty Engine Tools

## Degree Wheels

This set contains all the tools needed to degree cams in most popular engines, assuring proper timing and lift.

*Note:* \*With degree wheel attachment.

<b>Wheels</b>		
66787	degree wheel set.....	116.99 set
66791	9° degree wheel.....	18.99 ea
<b>Crankshaft Turning Sockets</b>		
67491*	small block.....	27.99 ea
67492	big block.....	31.99 ea



## Crankshaft Turning Socket

Two separate sockets for turning the crankshaft. For use with small block or big block applications.

66901	small block.....	17.99 ea
66899	big block.....	19.99 ea



## Oil Pump Primer

This oil pump primer can help get oil to all of these crucial areas before you start your fresh engine. Simply drop the oil pump primer down your distributor opening into the oil pump drive, attach a drill motor, and spin up the oil pump. It's that simple!

66896	with bushing.....	24.99 ea
-------	-------------------	----------



### Inch Thread Identifiers

6-32, 8-32, 10-24, 10-32, 1/4-20, 1/4-28, 5/16-18, 5/16-24, 3/8-16, 3/8-24, 7/16-14, 7/16-20, 1/2-13, 1/2-20.

### Metric Thread Identifiers

M4x0.7, M5x0.8, M6x1.0, M8x1.0, M8x1.25, M10x1.0, M10x1.25, M10x1.5, M12x1.25, M12x1.5, M12x1.75.

## Thread Detective

This precise, easy-to-use thread identification tool is well suited for distinguishing between similar inch and metric threads on both nuts and bolts. Includes both metric and inch nut and bolt sizes.

TD700102	wire lanyard.....	44.99 set
----------	-------------------	-----------



## Engine Rotation Adapter

Crankshaft rotation adapter for Chevrolet V8 engines allows the use of a 1/2" drive breaker bar or a 1" socket and breaker bar to rotate the crankshaft when turning the engine with the balancer already installed.

66782	.....	23.99 ea
-------	-------	----------



## Top Dead Center Locator

Positive stop to locate top dead center. A must for cam checking with heads installed. For 14 mm thread.  
 66792 14mm threads..... 8.99 ea



## Valve Spring Compressor

Faster than conventional compressors because there is no need to readjust the tool after each spring.

*Note:* When space prohibits use of cam handle, replace the handle with a bolt and turn the socket.

Y16750	compressor.....	39.99 ea
--------	-----------------	----------



## Camshaft Installation Handle

Installing a camshaft just got easier by using the right tool. Perfect tool for all Chevrolet engines.

66897	V6 and V8.....	27.99 ea
66898	V6, V8, LS1.....	45.99 ea



## Chevrolet Engine Lift Brackets

Lift brackets were installed on the intake manifold for quick assembly ease on the production line. Installing these engine lift brackets will help make removing and installing the engine easier by providing strong lift points. Available for either big block or small block Chevrolet V8 engines. One pair required per engine.

K0127	universal	BB.....	24.99 pr
1256600	1965-72	BB.....	26.99 pr
1256599	1955-70	SB.....	28.99 pr
1256601	1971-79	SB.....	27.99 pr



## Remote Starting Switch

Excellent tool allowing easy engine starting from under the hood. Features heavy gauge, rubber covered copper wire. Simply depress the button to jog or start the engine. Made in USA.

Y20750	.....	21.99 ea
--------	-------	----------

## AutoAnalyzer Digital Multimeter

Pinpoint problem area and determine which components are faulty! Performs standard electrical tests on-car and on-bench to locate faulty wiring, test electrical components, engine sensors, ignition and fuel systems and starting/charging system voltage. Features 19 ranges and automatic zero adjustment for Volts, amps, and battery tests, as well as an easy-to-read backlit LCD. Includes: color coded detachable test leads, alligator clips, and a comprehensive user manual.

AC7665	.....	39.99 ea
--------	-------	----------



## Infrared Thermometer with Laser Pointer

Infrared thermometers do everything from verifying temperature in your AC system in the car or home to helping electricians to find an overcharge in electrical systems. Aim this IR thermometer at the target, press a button, and read the temperature display. Verify the temperature in your AC system or find an overcharge in your electrical systems. System On-Chip technology creates a compact, lightweight design with a measurement range of -58 degree F to +932 degree F (-50 degree C to +500 degree C). Includes two AAA batteries and belt holster.

AC7876	.....	74.99 ea
--------	-------	----------



## Motor Coater Engine Refinishing Set

KBS Motor Coater engine paint set has everything you need to do a superior job when you paint your engine, and even includes the step-by-step instructions needed to help you do it right. Motor Coater is easy to apply, offers superb coverage and yields a self-leveling professional looking finish brushed or sprayed. These engine enamels provide deep, rich pigmented colors for excellent coverage. Your engine will be a show stopper at this DIY price... too bad it's kept under the hood! First, KBS special engine cleaner and degreaser eliminates all dirt, grease and oil. Next, use the RustBlat to dissolve rust and prep the metal. Then, rustproof and top coat your engine with KBS Motor Coater. All of this comes in one convenient set with thinner, gloves, a brush, and a stir stick.

RE1036	all years	universal gloss black	64.99 set
RE1057	all years	universal aluminum	53.99 set
RE1056	all years	univ Daytona Yellow	53.99 set
RE1035	1929-62	Chevy Gray.....	64.99 set
RE1034	1951-62	Chevy Blue.....	53.99 set
RE1032	1955-75	Chevy Orange.....	64.99 set
RE1031	1977-83	GM corporate blue.	57.99 set

# Crate Engines from



Classic Industries' dedication to bringing the highest quality products on the market, combined with ATK's industry leading warranty make these Chevy ATK crate engines an obvious choice. Available in various configurations including a complete, "Ready-to-Run" package for those who want to bolt their engine into their GM muscle car and hit the road.

**Important:** Not for use in pollution controlled vehicles. Computer controlled vehicles may need update chips or other modifications.

**Note:** Special order, prepaid only. Mandatory shipping charge of \$175.00. Not eligible for No Fault Gold Warranty Program.

**Features a 24-Month/Unlimited-Mile Warranty!**

## Base Performance

The ATK Base package is the basic building block of performance. Each base engine includes oil pump, oil pan, timing cover, and valve covers installed. Choose your own intake, fuel system, and ignition components.

### 350/350HP Vortex



The 350ci Chevy small block engine produces 350 HP and 400 lbs of torque in a late style hydraulic roller block. Includes: oil pump, black painted oil pan and chrome timing cover and valve covers installed.

**Note:** Price includes a core charge of \$410.00.

#### Specifications:

HP: 350  
 Torque: 400 lb lbs  
 Engine Type: Chevy Small Block, P/S Dipstick  
 Displacement: 350ci  
 Block: 4 bolt main  
 Crankshaft: OE 1 piece seal  
 Bore/Stroke: up to 4.040 x 3.480  
 Rods: powder metal 5.700" Stock Bolts  
 Pistons: hypereutectic  
 Rings: moly  
 Camshaft Type: hydraulic roller  
 Camshaft Lift: .495 in x .502 ex  
 Duration @ .50: 220 in x 224 ex  
 Cylinder Heads: OE cast iron Vortec  
 Chamber Size: 67cc  
 Valve Size: 1.94 in x 1.50 ex  
 Intake Runner Volume: OE  
 Compression Ratio: 9.5:1  
 Rocker Arms: 1.5:1 stamped steel  
 Recommended Fuel: 92 octane  
 Ign. Timing: 36 degrees total advance  
 Max RPM: 5800  
 HP32 350/350HP ..... 3808.99 ea

### 383/415HP Aluminum Head



The 383ci engine produces 415 HP and 460 lbs of torque when used with a performance carburetor and manifold combination. Includes: oil pump, black painted oil pan and chrome timing cover and valve covers installed.

**Note:** Price includes a core charge of \$410.00.

#### Specifications:

HP: 415  
 Torque: 460 lb lbs  
 Engine Type: Chevy small block V8  
 Displacement: 383ci  
 Block: 4 bolt main/roller  
 Crankshaft: OE 1 piece seal  
 Bore/Stroke: 4.040 x 3.750  
 Rods: Scat 4340 forged I-beam 5.700" w/ARP 8740 Bolts  
 Pistons: hypereutectic  
 Rings: moly  
 Camshaft Type: hydraulic roller  
 Camshaft Lift: .528 in x .536 ex  
 Duration @ .50: 220 in x 224 ex  
 Cylinder Heads: aluminum  
 Chamber Size: 64cc  
 Valve Size: 2.02 in x 1.60 ex  
 Intake Runner Volume: OE  
 Compression Ratio: 9:1  
 Rocker Arms: 1.6:1 Billet aluminum roller  
 Recommended Fuel: 91+ octane  
 Ign. Timing: 34-36 degrees total advance  
 Max RPM: 5800  
 HP94 350/351HP ..... 5008.99 ea

## Mid-Dressed

The ATK Mid-Dress package builds on the basics of the Base Engine, adding the distributor, a performance intake manifold, water pump, flexplate, and harmonic balancer. Add the carburetor and spark plugs and ignition wires of your choice.

### 350/325HP



This 350ci engine produces 325 HP and 375 lbs of torque on pump gas with the help of an dual plane intake manifold and aluminum heads. Includes: an oil pan, valve covers, timing cover, distributor.

**Note:** Price includes a core charge of \$410.00.

#### Specifications:

HP: 325  
 Torque: 375 lb lbs  
 Engine Type: Chevy small block V8  
 Displacement: 350ci  
 Block: 4 bolt main  
 Crankshaft: OE cast crank 1 piece seal  
 Bore/Stroke: 4.030 x 3.480  
 Rods: OE powder metal 5.700" stock bolts  
 Pistons: hypereutectic  
 Rings: moly  
 Camshaft Type: hydraulic flat tappet  
 Camshaft Lift: .465 in x .488 ex  
 Duration @ .50: 224 in x 234 ex  
 Heads: Dart cast iron  
 Chamber Size: 75cc  
 Valve Size: 1.94 in x 1.50 ex  
 Compression Ratio: 11:1  
 Rocker Arms: 1.5:1 stamped steel  
 Recommended Fuel: 91+ octane  
 Ign. Timing: 36 degrees total advance  
 Max RPM: 5800  
 HP219PM 350/325HP ..... 4209.99 ea

### 383/415HP Sproker



This 383ci engine with performance aluminum heads produces 415 HP and 460 lbs of torque on pump gas. Includes: an oil pan, valve covers, timing cover, distributor.

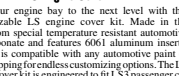
**Note:** Price includes a core charge of \$410.00.

#### Specifications:

HP: 415  
 Torque: 460  
 Engine Type: Chevy small block V8  
 Displacement: 383ci  
 Block: OE 4 bolt main  
 Crankshaft: OE cast externally balanced  
 Bore/Stroke: 4.040 x 3.750  
 Rods: Scat 4340 forged I-beam 5.700" ARP 8740 Bolts  
 Pistons: hypereutectic  
 Rings: moly  
 Camshaft Type: hydraulic roller  
 Camshaft Lift: .528 in x .536 ex  
 Duration @ .50: 220 in x 224 ex  
 Heads: ATK Hi-Performance aluminum  
 Valve Size: 2.020 in x 1.600 ex  
 Compression Ratio: 9.7:1  
 Rocker Arms: 1.6:1 billet aluminum full roller  
 Recommended Fuel: 91+ octane  
 Ignition Timing: 34-36° total advance  
 Max RPM: 5800  
 HP94M 383/415HP ..... 5408.99 ea




## LS Engine Cover Kit



Take your engine bay to the next level with this customizable LS engine cover kit. Made in the USA from special temperature resistant automotive polycarbonate and features 6061 aluminum inserts. This kit is compatible with any automotive paint or hydrodipping for endless customizing options. The LS engine cover kit is engineered to fit LS3 passenger car intakes and coil packs only. Kit includes valve covers, intake cover, cover inserts, ARP mounting hardware, billet oil filler, and aluminum stand-offs.

**Note:** Some trimming may be required. Must install aftermarket fuel rail HC1213.

A700223 LS3 ..... 901.99 kit



1021856



## 1958-64 LS Conversion Set

This unique LS engine conversion system is made specifically for 1958-64 Chevrolet full size models. Designed around the 1998-02 F-Body LS engine oil pan for 4L60E transmissions. Includes: motor mounts, frame brackets, transmission cross member with a polyurethane mount, installation hardware, and detailed instructions. Ceramic coated headers specifically designed for these sets are also available. Mounts feature a manufacturer's lifetime replacement warranty. Made in USA.

**Important:** Modification to the firewall or transmission tunnel may be required.

1020260 1958-64 with black mounts ..... 499.99 set  
 1021860 1958-64 with red mounts ..... 534.99 set



## Adjustable LS Motor Mount Adapter Set

Adapter allows the installation of LS engines into 1967-72 full size models using a standard 3 bolt motor mount. Position the engine in either the original location or 1"-2" forward to allow for transmission bellhousing clearance. Mounting locations allow proper driveline alignment and an additional 1/2" of adjustment. Includes: engine mounting plates, adjuster plates, hardware, and instructions.

**Note:** Some aftermarket motor mounts may require mounting holes enlarged to 7/16". Some OEM style mounts may require additional clearance of the cast rail portion to allow full front to back adjustment of the adapter. Not for use with "clamshell" type mounts.

A9750010 adapter ..... 164.99 set

# Motor Mounts



## 1958-96 Replacement Motor Mount

If your vehicle has 50-60,000 miles or more or the motor mounts have been soaked with oil over a period of time, chances are they have grown weak and are in need of replacement. This can be a dangerous condition as the engine can shift, causing the accelerator to stick in a full throttle position. Our reproduction motor mounts are an inexpensive cure for this potentially dangerous condition.

### 6 Cylinder Motor Mounts

T82231	1958-59	235 all models	8.99 ea
T82267	1961-64	230 all models	8.99 ea
T83099	1973	250 Bel Air	11.99 ea
T83099	1973-79	250 Impala	11.99 ea
T83099	1977-79	250 Caprice	11.99 ea
T82436	1980-84	229 (LH)	12.99 ea
T82435	1980-84	229 (RH)	15.99 ea
T83174	1980-85	231 (RH)	8.99 ea
T83066	1980-85	231 (LH)	8.99 ea
T83174	1981	231 (RH)	8.99 ea
T83066	1981	231 (LH)	8.99 ea
T82627	1988-93	262 Caprice	9.99 ea

### 8 Cylinder Motor Mounts

Motor mounts are available for all the popular full size Chevrolet models. Each motor mount will fit either LH or RH side unless otherwise indicated.

T82267	1958-61	348 all models	8.99 ea
T82267	1958-64	283 Bel Air, Biscayne	8.99 ea
T82267	1959-64	283 Impala	8.99 ea
T82285	1961-65	409 all models	11.99 ea
T82142	1962-69	327 Impala	9.95 ea
T82267	1962-69	327 Bel Air, Biscayne	8.99 ea
T82142	1965-67	283 all models	9.95 ea
T82285	1965-67	396 Bel Air, Biscayne	11.99 ea
T82283	1965-69	427 all models	18.99 ea
T82285	1966-67	396 Caprice	11.99 ea
T82267	1966-67	283 Caprice	8.99 ea
T82142	1966-69	327 Caprice	9.95 ea
T82142	1968	307 Bel Air, Biscayne	9.95 ea
T82283	1968-69	396 all models	18.99 ea
T82283	1969-72	350 all models	18.99 ea
T82283	1969-73	350 Caprice	18.99 ea
T82283	1970-71	400 all models	18.99 ea
T82283	1970-72	454 all models	18.99 ea
T82283	1971-72	402 all models	18.99 ea
T82283	1971-72	454 Biscayne	18.99 ea
T83132	1972-73	400 Bel Air, Biscayne	12.99 ea
T83132	1972-76	400 Impala, Caprice	12.99 ea
T83099	1973-75	350 Bel Air	11.99 ea
T83132	1972-76	454 all models	12.99 ea
T83099	1973-83	350 Impala	11.99 ea
T83099	1974-76	400 Bel Air, Biscayne	11.99 ea
T83099	1974-80	350 Caprice	11.99 ea
T83099	1977-85	305 Impala	11.99 ea
T83099	1977-93	305 Caprice	11.99 ea
T83099	1980-87	350 Bel Air	11.99 ea
T83099	1980-81	267 Bel Air	11.99 ea
T83099	1980-81	305 Bel Air	11.99 ea
T83099	1980-82	267 Impala, Caprice	11.99 ea
T83032	1980-85	350N Caprice	9.99 ea
T83032	1984-85	350N Impala	9.99 ea
T83032	1986-90	307 Caprice	9.99 ea
T83099	1986-96	350 Caprice	11.99 ea
T83099	1994-96	350 Impala SS	11.99 ea
T83099	1994-96	265 Caprice	11.99 ea



### Early Style Short and Wide Type:

- Inside Width - 2-5/8"
- Height Base to Bolt Center - 1-3/4"
- Replaces OE part numbers: 3909914, 3960768, 6258154
- Replaces aftermarket numbers: T82267, T82285, T82142

Note: Must use supplied faceplate.



### Early Style Tall and Narrow Type:

- Inside Width - 2-3/8"
- Height Base to Bolt Center - 2-3/16"
- Replaces OE part numbers: 3962740, 3909018, 3962748
- Replaces aftermarket number: T82283

Note: Must use supplied faceplate.

## 1958-73 Early Style Poly Motor Mount


These newly designed motor mounts feature Energy Suspensions Hyper-Flex performance polyurethane material. This material is impervious to vehicle chemicals, road salt, and oils. Both motor mount styles are redesigned to deliver the best of both worlds - virtually indestructible, yet smooth running as stock originals and are available in red or black.

### Short and Wide

31114G	1958-69	black	zinc finish	53.99 ea
31114R	1958-69	red	zinc finish	53.99 ea
31115G	1958-69	black	chrome finish	81.99 ea
31115R	1958-69	red	chrome finish	81.99 ea

### Tall and Narrow

31117G	1966-73	black	zinc finish	57.99 ea
31117R	1966-73	red	zinc finish	57.99 ea
31118G	1966-73	black	chrome finish	87.99 ea
31118R	1966-73	red	chrome finish	87.99 ea



## Poly Clam Shell Motor Mount insert

Made of superior Hyper-Flex performance polyurethane material. This material is impervious to vehicle chemicals, road salt, and oils. The redesigned GM "clam shell" style insert configuration allows you to insert these performance mounts into your existing metal shells.

### Black

31116G	1974-82	zinc finish	36.99 ea
31116G	1974-82	zinc finish - RH	36.99 ea

### Red

31116R	1974-82	zinc finish	36.99 ea
31116R	1974-82	zinc finish - RH	36.99 ea



## 1976-81 Genuine GM Motor Mount

Original style factory motor mounts will solve your installation problems fast! OEM motor mounts include washers, nut, and center bolt. Available for small block or big block applications.

G7268	1976	V8 (without 454)	129.99 ea
G7268	1980-81	267, 305, 350L	129.99 ea



## 1958-90 Solid Steel Motor Mounts

These solid steel motor mounts are designed for high-performance engines that lift or twist under acceleration, eliminating the need for bulky torque straps and chains to stop the engine from tearing regular soft motor mounts apart. Solid mounts also stop linkage binding to transfer more of the engine's torque to the wheels. These solid motor mounts should only be used with solid transmission mounts! T4185.

Important: Measurements are from inside width and height from the bottom of the base to the bolt center.

Note: Not intended for street driven vehicles. \*Use with T4233 frame mounts.

T4126	1958-72	2-1/2" x 1-11/16"	29.99 pr
T4231	1963-69	2-5/8" x 1-3/4"	38.99 pr
T4230	1968-72	2-3/8" x 2-1/8"	33.99 pr
T4232*	1977-90	2-3/8" x 2-9/32"	33.99 pr



## Fitrite™ LS Engine Mount Set

These sets are made to assist you with swapping a LS series engine into your 1958-96 Impala/full size Chevy. These mounts are designed to move the engine forward and backward for ease of fitment. The long adapter set allows the engine to move from 1/2" rearward (great for oil pan to crossmember clearance) up to 3-1/2" forward for a full 3-1/2" of travel with a completely custom range of positions. The shorter adapter set is a smaller, more compact version, moving the engine from 2-1/4" forward to 3-3/4" forward for a total of 1-1/2" of travel. This exclusive design no-weld brackets are CNC laser cut steel and feature a durable black powder coated finish. Fitrite™ sets include POLYPLUST™ engine mounts.

Note: The shorter adapter works well with the low mounted air compressor.

### Long Adapter

LS700200	1/2" rear - 3-1/2" forward	158.99 set
----------	----------------------------	------------

### Short Adapter

LS700201	2-1/4" frwd - 3-3/4" frwd	158.99 set
----------	---------------------------	------------

# Motor Mount Hardware

New!

TRUCK



## 1976-90 Solid Motor Mount Frame Mounts

These solid steel frame mounts are designed for high-performance engines that lift or twist during acceleration. These mounts replace soft cushioned frame mount pads on 1976-90 full size models, alleviating the need for bulky torque straps and chains to limit engine movement and the possibility of broken mounts. Solid mounts also transfer more engine power to the rear wheels. These solid mounts should only be used with solid transmission mount T4185.

Note: Not intended for street driven vehicles. Use with T4232 engine mounts.

T4233 1976-90 solid frame mounts... 34.99 pr

TRUCK



4592

## LS1/LS6/Vortec Engine Mount Plates

These engine mount plates are used when installing a LS1, LS6, or Vortec engine into a vehicle that was originally equipped with a small block engine. Available in a 4 piece set that includes the plates and motor mount pads or the plates can be purchased separately. Includes Grade 8 hardware.

4592 2 plates with 2 pads ..... 86.99 set  
4572 2 plates only ..... 62.99 set

GM AUTHORIZED



B1726



B1727

## 1968-64 Engine Frame Brackets

Reproduction engine frame brackets for 1958-64 V8 engines or 1963-64 six cylinder engines. Includes both LH and RH frame brackets.

B1726 1958-64 V8 ..... 49.99 pr  
B1727 1963-64 6 cylinder ..... 33.99 pr



## Small Block Motor Mount Shims

These motor mount shims allow increased engine height to provide clearance for headers, crossmembers and oil pans. Shims are 3/16" thick steel. Sold in pairs.

T4125 3/16" ..... 26.99 pr

New!

AMK



G4650K



G4967K



G5337K

## 1958-81 Motor Mount to Frame Mount Hardware Set

Reproduction motor mount to frame mount hardware set for 1958-81 full size V8 models. This high-quality bolt set features the correct size original style fasteners with the correct finish and "A" headmarks.

Note: 1958-69: (7/16-20 x 3-7/8" Grade 5 shaved point Hex) with electrolytic zinc and wax finish and "A" headmarks.  
1970-72: (7/16-14 x 3-7/8" Grade 8 shaved point Hex) with black phosphate and oil finish and "A" headmarks.  
1973-79: (7/16-14 x 5" Grade 8 indented Hex) with black phosphate and oil finish and "A" headmarks.

G4650K 1958-69 8 piece ..... 21.99 set  
G4967K 1969-72 8 piece ..... 15.99 set  
G5337K 1973-81 4 piece ..... 15.99 set

New!

AMK



G4651K



G5336K

## 1958-96 Motor Mount to Block Hardware

Reproduction motor mount to block mounting hardware for 1958-96 Chevrolet full size models. This high-quality bolt set features the correct size original style fasteners with the correct black phosphate and oil finish and headmarks.

Note: 1958-72: 3/8-16 x 7/8" Grade 5 with anchor headmarks.  
1973-81: 3/8-16 x 7/8" Grade 8 with "SSC" headmarks.  
G4651K 1958-72 6 piece ..... 12.99 set  
G5336K 1973-96 12 piece ..... 22.99 set



14343

14344

## 1967-72 Motor Mount Bolt

Motor mount to frame mount bolt. Each bolt installs directly in the center of the motor mount bracket and attaches to the frame mount.

14343 1967-72 7/16"-14 x 4" ..... 3.99 ea  
14344 1967-72 7/16"-14 x 4-5/8" ..... 4.99 ea  
G1773 1970-72 7/16"-14 x 3-7/8" ..... 5.99 ea

New!

AMK



G5338K



G7065K

## 1973-81 Motor Mount Bracket to Frame Hardware Set

Reproduction motor mount bracket to frame mounting hardware for 1973-81 full size V8 models. This high-quality bolt set features the correct size original style fasteners with the correct black phosphate and oil finish headmarks.

Note: Metric:

G5338K 1973-79 12 piece ..... 17.99 set  
G7065K\* 1980-81 12 piece ..... 19.99 set

ARP



AR1331I



AR4331I



AR1331S

## Motor Mount Bolt Set

Secure any engine with complete confidence with ARP's rugged motor mount bolts. Choose between black oxide finished 8740 chromoly or corrosion resistant stainless steel and choice of Hex or 1/2 bolt head. Sets include flat washers. Made in USA.

Mount to Block

AR13312 black oxide Hex head ..... 11.99 set  
AR13311 black oxide 12 point ..... 11.99 set  
AR43312 stainless Hex head ..... 15.99 set  
AR43311 stainless 12 point ..... 15.99 set

Mount to Frame

AR13315 black oxide Hex head ..... 8.99 set  
AR43315 stainless Hex head ..... 15.99 set

# 348/409 Engine Components



## Edelbrock Performer RPM "W Series" 348/409 Intake Manifold

Designed for 1958-65 Chevrolet 348/409 "W Series" big block engines, these Performer RPM intake manifolds are specifically engineered to deliver improved performance in the mid to high RPM range, especially when combined with Edelbrock carburetors. Two versions are available, one for small port cast iron heads and the other for factory large port or with Edelbrock Performer RPM "W Series" heads part #E60819. They both also feature a front mounted oil fill tube (not installed) and matching push-in breather cap. For square bore carburetors only. Made in USA.

**Emissions Note:** Ⓢ Non-CARB compliant (not legal for emission controlled vehicles).

E7158 348/409 small port ..... \$66.99 ea  
E7159 348/409 large port ..... \$67.99 ea



## Edelbrock Performer RPM 348/409 Dual Quad Manifold/Carb Set

Designed to provide everything needed to convert from a single carburetor intake to a dual quad intake for 348/409 Chevy engines. Features the all-new RPM Air Gap dual quad intake manifold for more horsepower and torque. Included is a new RPM dual quad Air Gap intake, two 500 cfm Thunder Series AVS carburetors (one manual choke, one electric choke), Edelbrock's high tech progressive throttle linkage, fuel lines and an intake gasket set. Choose from the traditional satin cast finish or Edelbrock's amazing EnduraShine finish for the ultimate in good looks and durability. Made in USA.

**Emissions Note:** Ⓢ Non-CARB compliant (not legal for emission controlled vehicles).

E2069 348/409 large port ..... \$197.99 set  
E8509 348/409 bolt set ..... \$5.99 set



## Edelbrock 348/409 Hardened Pushrods

Designed for use in 348/409 engines either with or without hardened steel guide plates. These hardened pushrods are manufactured in the USA from case hardened tubing with a hardened surface, featuring welded ends for maximum durability. Each rod measures 3/8" in diameter. Rods sold in sets of 16. 1 set per engine.


E0635 348/409 use with E60819 .... \$274.99 set



## USA Intake Manifold Gasket Set - 348/409

Matched to Edelbrock Performer and Performer RPM cylinder heads and manifolds, Edelbrock Intake Gaskets allow for optimum flow and performance. When compressed, the gasket will conform to any imperfections on the sealing surface even using lower flange pressures. Made in USA.

E7240 348/409 large port ..... \$38.99 pr  
E7242 348/409 small port ..... \$27.99 pr



## 348/409 Cast Aluminum Valve Covers

Featuring raised vintage Chevrolet script lettering and raised fins, these nostalgic aluminum valve covers will give your 348/409 a great vintage look. Manufactured for strength with sand cast aluminum construction, thick walls and gasket flanges that will not bend when bolts are tightened. Available powder coated in Chevrolet orange or black, "As Cast" or polished. Mounting hardware provided.

**Note:** Valve covers approximately 1/2" taller than stock. Gaskets not included.

710651A "As Cast" finish ..... \$74.99 pr  
710651B black ..... \$74.99 pr  
710651C Chevrolet orange ..... \$74.99 pr  
710651D polished ..... \$74.99 pr



## USA Valve Cover Gasket Set - 348/409

Fabricated from performance CRC (core reinforced composite), Edelbrock valve cover gaskets provide excellent sealing integrity and conformability for easy installation. The multi-layer construction has 2 highly compressible, high rubber content, fiber reinforced outside layers which are chemically bonded to a high strength composite core. This unique construction has a radial strength to resist high vacuum or blow-out conditions. Made in USA.

E7582 348/409 ..... \$69.99 pr



## USA Gasket Set - 348/409

Get the gaskets you need all in one package! This complete gasket set includes every gasket you need to install cylinder heads, including the intake manifold, exhaust manifold, and valve cover gaskets. Made in USA.

**Important:** For E60819 cylinder heads.

**Top End Gasket Sets**  
E7378 348/409 ..... \$199.99 set

**Individual Cylinder Head Gaskets**  
E7359 head gasket ..... \$132.99 pr  
E7240 intake gasket - large port ..... \$38.99 pr  
E7241 exhaust gasket ..... \$30.99 pr



## 1961-65 - 409 Oil Pan

Replacement 6 quart oil pan for 1961-65 409 engines. This pan is made from the same heavy gauge unpainted steel as the GM originals, complete with dipstick boss and drain plug. This pan may be used on 348 engines to provide an extra quart holding capacity and move the oil dipstick to the right side of the engine.

SC6014 1961-65 409 oil pan ..... \$115.99 ea  
13190 1961-65 409 pan gasket set ..... \$39.99 set



## 348/409 Oil Dipstick and Tube

Reproduction oil dipsticks and dipstick tubes for 1958-64 "W Series" 348 and 409 engines. These hand fit reproductions duplicate the original fit and appearance for a correct replacement.

**Dipsticks**  
581108 1958 348 - black ..... \$26.99 ea  
581109 1958-61 348 - chrome ..... \$29.99 ea  
581116 1958-64 felt - stop washer ..... \$5.99 ea  
581110 1961-62 409 SS - black ..... \$31.99 ea  
581112 1961-64 409 w/o AC - chrome ..... \$63.99 ea  
581111 1963-64 409 SS - chrome ..... \$38.99 ea

**Dipstick Tubes**  
581115 1958-61 348 - black ..... \$28.99 ea  
583908 1958-61 348 - chrome ..... \$40.99 ea  
581114 1961-64 409 w/o AC - black ..... \$28.99 ea  
583909 1961-64 409 w/o AC - chrome ..... \$40.99 ea  
581117 1961-64 409 w/AC - black ..... \$69.99 ea

# Engine Hardware



Your choice of polished chrome or stainless steel Hex head bolts.



## Chevy V8 Engine Fastener Set

Press your engine with OEM style bolts in stainless steel or high polished chrome. Each set will contain the correct bolts for the application you choose. The bolts included in the small block set are: the intake manifold, valve cover, water neck, water pump, timing cover, fuel pump, oil pan distributor hold down, and exhaust manifold.

**Note:** For use with single or dual exhaust without headers.

Small Block with Aluminum Valve Covers	
AK107A	polished chrome..... 178.99 set
AK107B	polished stainless..... 360.99 set
Small Block with Steel Covers	
AK108A	polished chrome..... 184.99 set
AK108B	polished stainless..... 360.99 set
Big Block with Aluminum Valve Covers	
AK103A	polished chrome..... 216.99 set
AK103B	polished stainless..... 430.99 set
Big Block with Steel Valve Covers	
AK104A	polished chrome..... 217.99 set
AK104B	polished stainless..... 430.99 set



## Complete Engine Bolt Set

Each complete engine bolt set contains 12 groups of fasteners: intake manifold bolts, valve cover bolts, thermostat housing bolts, alternator bracket bolts, distributor bracket bolts, motor mount bolts, oil pan bolts, coil bracket bolts, header bolts, front cover bolts, water pump bolts, and fuel pump bolts. Your choice of Hex head or 12 point bolts in black oxide or polished stainless steel finish.

350-400 Small Block - Black Oxide	
AR5981	Hex head..... 116.99 set
AR5971	12 point..... 116.99 set
350-400 Small Block - Stainless	
AR5961	Hex head..... 148.99 set
AR5951	12 point..... 148.99 set
396-454 Big Block - Black Oxide	
AR3981	Hex head..... 126.99 set
AR3971	12 point..... 139.99 set
396-454 Big Block - Stainless	
AR3961	Hex head..... 171.99 set
AR3951	12 point..... 171.99 set



## Cylinder Head Bolt - Small Block

These bolts are GM replacement bolts for both iron and aluminum heads. These high-quality bolts include a built-in washer and thread sealer on each one. Sold individually or in a set.

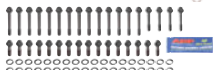

G11421	7/16" - 14 x 1-3/4"	16 req.....	3.99 ea
G68526	7/16" - 14 x 3-1/16"	4 req.....	3.99 ea
G68525	7/16" - 14 x 3-13/16"	14 req.....	3.99 ea
G95499	head bolt set		59.99 set



## Small Block Head Bolt Set

Reproduction head bolts featuring correct "Double Circle" or "TR" head markings. For all factory cylinder heads. This bolt set is reproduced specifically for a restorer who wants cosmetically correct bolts for a totally original appearance. Sets include 34 bolts. Washers are not included.

PR13662K	1955-58 "double circle".....	65.99 set
PR13661K	1959-82 "double circle".....	74.99 set
PR13662K	1959-82 "TR".....	74.99 set



## Small Block Head Bolts

High-performance head bolts are available with a reduced wrenching Hex or 12 point and wide area flanged head retorqueing. All high-performance series bolts are 180,000 psi (which is 15% stronger than Grade 8) and sets are complete with hardened parallel ground washers.


Hex Head Bolts	
AR134361	23 degree cast iron head..... 85.99 set
12 Point Head Bolts	
AR134371	23 degree cast iron head..... 92.99 set



## Cylinder Head Bolt - Big Block

These bolts are GM replacement bolts for both iron and aluminum heads. These are high-quality bolts and hardened washers. Use thread sealant on all big blocks except 502, due to blind bolt holes. Sold individually or in a set.

80 Piece Bolt Set			
G67779	bolts with washers	80 piece	124.99 set
Individual Bolts and Washers			
G60334	7/16" - 14 x 2.08"	8 req.....	8.99 ea
G60333	7/16" - 14 x 4.060"	24 req.....	13.99 ea
G60332	7/16" - 14 x 5.06"	8 req.....	13.99 ea
G61040	hardened washers	40 req.....	1.99 ea



## Big Block Head Bolt Set

Reproduction head bolts featuring correct "M" head markings with washer incorporated into head. For all factory cylinder heads. This bolt set is reproduced specifically for a restorer who wants cosmetically correct bolts for a totally original appearance. This 32 bolt set fits 1965-90 big block engines.

PR1888K	big block.....	85.99 set
---------	----------------	-----------



## 1978-87 Engine Dress-Up Bolt Set

Polished stainless steel or chrome-plating, these hardware sets feature the Bow Tie logo stamped into the heads of the bolts. Sets contain: attaching hardware for the intake manifold, valve cover, water neck, water pump, timing cover, fuel pump, oil pan, distributor hold down, and either header bolts or standard exhaust bolts. Washers are supplied where applicable.

1978-87 Small Block		
56492CD	with std exhaust, chrome..	206.99 set
56490CD	with headers, chrome.....	216.99 set
56492SD	with std exhaust, stainless..	173.99 set
56490SD	with headers, stainless.....	162.99 set
1978-87 Big Block		
56491CD	chrome.....	264.99 set
56491SD	stainless.....	208.99 set
1993-97 LT1		
56495CD	chrome.....	249.99 set
56495SD	stainless.....	200.99 set



## 1958-93 Freeze Plugs

Avoid the chance of rusted leaking freeze plugs with these brass freeze plug sets. Intended for high corrosion marine applications, they are perfect for vehicles that sit for long periods and are a superior material for the every day driver. Available for small block and big block Chevy engines.

64812	1958-93	small block.....	35.99 set
64822	1963-76	big block.....	40.99 set



## Engine Freeze Plug

Genuine GM freeze plug for Chevrolet full size models. Freeze plugs are cup type.

Block Side Freeze Plug			
G5082	4 and 6 cylinder	1-5/8".....	5.99 ea
G5082	small block	1-5/8".....	5.99 ea



## Universal Engine Freeze Plug

This engine expansion plug is designed to match the fit and function of the original part on specified vehicles. Made of quality materials, it is engineered for reliable performance.

Block Rear Freeze Plug			
3789860	6 cylinder	2".....	12.99 ea

## Oil Pans

**CFR** AUTHORIZED



T5100



T9410



T9414



T9414 detail of reinforced drain plug

### 1958-91 Replacement Small Block Oil Pan

Replacing your original oil pan with a chrome or painted reproduction can enhance the appearance as well as add a high-performance look! Each pan is designed to fit as original, holds a 4 quart capacity. Add 1 quart when changing filter. Drain plug included. Features LH dipstick unless noted.

Painted		
T5100	1958-79	4 qt. black..... 69.99 ea
T9410	1958-79	4 qt. unpainted..... 46.99 ea
66164	1958-79	7 qt. orange..... 116.99 ea
T5101	1980-85	4 qt. black..... 59.99 ea

Chrome		
T9092	1980-85	4 qt. dipstick on RH 88.99 ea
T9414	1986-91	4 qt. w/large rear seal 59.99 ea

**CFR** AUTHORIZED



### 1958-79 Small Block Chrome Oil Pan

Aftersales replacement small block chrome oil pan that will look great on any 1958-79 Chevrolet. Pan is designed to replace the original and holds an equal amount of required oil. Replacing your original oil pan with this chrome reproduction can enhance the appearance as well as add a high-performance look! This pan is designed to fit as original, has a 4 quart capacity (add 1 quart when changing filter) and includes a drain plug. Fits 1958-79 Chevy 262-267-283-305-327-350-400 engines. The dipstick is on the driver side and you can use the original oil pump pickup. Has a 2 piece rear main seal. Dipstick and oil pickup are not included, but are sold separately.

T9005	1958-79	4 quart..... 53.99 ea
-------	---------	-----------------------

**CFR** AUTHORIZED



### 1958-79 Small Block Chrome Oil Pan

Aftersales replacement chrome oil pan is designed to fit as original, has a 7 quart capacity and includes a drain plug. Fits 1958-79 Chevy 283-305-327-350-400 V8 engines. The dipstick is on the driver side. 8-1/4" deep with 1 trap door.

Note: Must use pickup screen part #66160 sold separately.  
66167 1958-79 7 quart..... 101.99 ea

**Holley**



### 1958-87 Retro LS Oil Pan

Holley's Retro LS oil pan is designed for maximum chassis and ground clearance on 1958-87 GM rear wheel drive V8 applications originally equipped with a rear sump oil pan. Each pan is made from machined cast aluminum and uses an original style oil filter and gasket. Features provisions for a factory style oil cooler and attachment points for the factory belthousing. Set includes: sump baffle, pickup tube, sump plug, oil filter stud, and oil passage cover. H3021 LS Retrofit oil pan is designed for LS engine retrofit installation in a variety of GM muscle/classic car and truck models.

Note: Requires the use of LS3 dipstick and dipstick tube.  
H3021 1958-87 universal..... 465.99 set

**CFR** AUTHORIZED



### 1958-90 Big Block Chrome Oil Pan

Aftersales replacement chrome oil pan that will look great on any modified Chevrolet. Each pan is designed to replace the original and holds an equal amount of required oil. Replacing your original oil pan with a chrome reproduction can enhance the appearance as well as add a high-performance look! This pan is designed to fit as original, has a 4 quart capacity (add 1 quart when changing filter) and includes a drain plug. The dipstick is on the RH side. Dipstick and oil pump pickup is not included, but available separately.

T9294	1965-90	4 quart..... 64.99 ea
-------	---------	-----------------------

**CFR** AUTHORIZED



### 1965-90 Big Block Chrome Oil Pan

Replacing your original oil pan with a chrome reproduction can enhance the appearance as well as add a high-performance look! This pan is designed to fit as original, has a 6 quart capacity (add 1 quart when changing filter) and includes a drain plug. Fits 1965-90 Chevy V8 396-402-427-454 engines. 6 quart capacity. The dipstick is on the RH side. 8-1/4" deep with 1 trap door.

Note: Must use part #66161 pump pickup (sold separately) with this pan.

66157	1965-90	6 quart..... 106.99 ea
-------	---------	------------------------



G12916

### 1986-96 Genuine GM Oil Pan

Production Impala V8 engines were redesigned in 1986 with a leak resistant 1 piece rear seal. This change required a revised oil pan design to fit a new rear seal retainer which is bolted to the back of the engine block. As a result of these changes, oil pans and gaskets are not interchangeable between 1955-85 and 1986-up engines. If you have installed a crankshaft seal adapter on a block which is machined for a one piece rear seal, you must use an oil pan and gasket designed for 1986 and newer engines.

Important: \*Fits 1991 models without oil level sensor. \*Fits 1991 models with oil level sensor. Gaskets not included with oil pans and must be purchased separately.

G12915*	1986-91	5.0-F, 5.7-8, 305-H 157.99 ea
G12916*	1991-93	Caprice with 5.0L... 157.99 ea
G12916	1992-96	Caprice with 5.7L... 157.99 ea
G12916	1994-96	Caprice with 5.3L... 157.99 ea
G12916	1994-96	Impala with 5.7L... 157.99 ea

**CFR** AUTHORIZED



### 1991-96 Replacement Oil Pan

Replacement oil pan for 1991-96 GM V8 engines. This pan is made from the same heavy gauge steel as the GM originals, with drain plug and oil level sensor bung.

Important: Pan has provisions for oil level sending unit. Does not include gaskets.

12557557	1991-93	Caprice w/5.0L... 69.99 ea
12557557	1992-96	Caprice w/3.7L... 69.99 ea
12557557	1994-96	Caprice w/4.3L... 69.99 ea
12557557	1994-96	Impala w/5.7L... 69.99 ea



# Milodon Oil Pans & Parts



31503



30900

## Street/Strip Oil Pan



Extra capacity oil pans that are ideal for use with the high volume oil pumps typically used on high revving street/strip engines. Extended pickup is required and sold separately. Small block engines require use of a special thicker oil seal, item #40100 sold separately.

**Note:** \*Will fit up to 4" stroke with steel Carrillo or Eagle style rods. \*\*Will fit all Chevy chassis except 1962-67 Nova.

### Oil Pans

<b>1958-79 Small Block 262-400ci</b>			
31503	5 qts., LH dipstick, 7-1/2" deep	269.99 ea	
30401	6 qts., LH dipstick, 8-1/2" deep	249.99 ea	
31060	6 qts., LH dipstick, 9-1/2" deep	339.99 ea	
30900	7 qts., LH dipstick, 8-1/4" deep	302.99 ea	
<b>1958-79 Small Block 262-400ci Stroker Engines</b>			
30908*	6 qts., LH dipstick, 8-1/4" deep	362.99 ea	
<b>1980-85 Small Block 262-400ci</b>			
ML31502	5 qts., RH dipstick, 7-1/2" deep	299.99 ea	
30901	7 qts., RH dipstick, 8-1/4" deep	309.99 ea	
<b>1986-up Small Block 262-400ci</b>			
31501	5 qts., RH dipstick, 7-1/2" deep	309.99 ea	
30902	7 qts., RH dipstick, 8-1/4" deep	320.99 ea	
<b>1986-up Small Block 262-400ci Stroker Engines</b>			
30909*	6 qts., RH dipstick, 8-1/4" deep	380.99 ea	
<b>Mark IV Big Block 396-454ci</b>			
30950	1965-90, 7 quarts, 8-1/2" deep	386.99 ea	
31100	1965-90, 7 quarts, 9-1/2" deep	369.99 ea	
<b>Mark V and VI Big Block</b>			
30955	7 quarts, 8-1/2" deep	469.99 ea	
31105	7 quarts, 9-1/2" deep	464.99 ea	
<b>LS</b>			
30915	7 quarts, 6" deep	469.99 ea	

### Buy The Super Pump Set and Save!

Matched set includes a gold pump and oil pan, dipstick, item #40100 "crushproof" oil pan gasket/seal set, high volume/high pressure oil pump, and custom oil pickup screen. Fits all small block Chevy engines 1958-79. ML1002\*\* 459.99 set



## Attach Your Oil Pan Like A Pro!



Undoubtedly the most professional method of attaching an oil pan is through the use of Milodon's pan stud and nut set which includes heat treated studs with rolled threads and special nuts with built in serrated washer face. The set provides easy pan installation, prolongs gasket life and the special serrated nuts guard against pan loosening during operation.

81300	small block	stud and nuts	31.99 set
81305	big block	stud and nuts	39.99 set




30700



30702

30702 drain plug detail



30702 - inside view



30710

## Stock Replacement Oil Pan



These stock replacement oil pans feature a distinctive gold-plating that is not only cosmetic, but also provides long-lasting protection against corrosion, inside and out. Every pan is 100% leak checked and block checked to assure the high standard of quality that Milodon is famous for. Flat, unwarp pan rails and proper bolt hole alignment provide for a fit and function that is unmatched in the industry. All pans are specifically designed for use only with Milodon gaskets, sold separately. Sold separately is Milodon's "crushproof" gasket seal set, item #40100 for 1958-85 small block or item #40200 for 1964-90 big block. Also offered is Milodon's new 1 piece gasket item #41000 for 1958-85 small block or item #41001 for 1986-02 small block. For use with original stock oil pickup screen also sold separately.

<b>1958-79 Small Block 262-400ci</b>	
30700	202.99 ea
<b>1980-85 Small Block 262-400ci</b>	
30701	202.99 ea
<b>1986-Up Small Block 262-400ci</b>	
30702	209.99 ea
<b>Mark IV Big Block 396-454ci</b>	
30710	229.99 ea



## High Volume High Pressure Oil Pump

Performance and heavy-duty applications require an increase in both volume and pressure. Increased bearing loads, RPM and horsepower all place a greater demand on the oil system which, if not up to the job, will cause severe engine failure. Made in USA.

### Milodon High Volume Oil Pump

<b>1958-79 Small Block 262-400ci</b>		
18750	hi volume/hi pressure pump	99.99 ea

<b>Mark IV Big Block 396-454ci</b>		
18760	high volume/high pressure pump	118.99 ea

### Extended Pickup for Stock Oil Pump

<b>1958-79 Small Block 262-400ci</b>		
18311	for 30401, 30900, 30901, 30902	66.99 ea

### Extended Pickup for High Volume Oil Pump

<b>1958-79 Small Block 262-400ci</b>		
18314	for 30401, 30900, 30901, 30902	66.99 ea
18314	for 30908, 30909	66.99 ea

<b>1980-85 Small Block 262-400ci</b>		
18307	for 31501, ML31502, 31503	62.99 ea

<b>Mark IV Big Block 396-454ci</b>		
18301	for 30950, 30955	74.99 ea



## Oil Components



If you're ordering a Milodon pan, we offer a variety of accessories to go with it.

### Solid Lowered Windage Trays

ML32100	350 w/LH dipstick	42.99 ea
ML32101	400 small blk w/LH dipstick	45.99 ea
ML32102	350 with RH dipstick	45.99 ea
ML32200	big block, Mark IV, V, VI	42.99 ea

### Diamond Stripper Screen Windage Trays

ML32250	350 and 400 small block	119.99 ea
ML32260	big block, Mark IV, V, VI	119.99 ea

### Windage Tray Install Set

81150	small block set	99.99 set
81151	big block set	81.99 set

### 4130 Chromoly Oil Pump Driveshaft

23050	small block	18.99 ea
23060	big block	18.99 ea

### Oil Pan Baffle

ML32500	small block	9.99 ea
ML32505	big block	9.99 ea

## Billet Dipstick



This dipstick assembly has a unique sleek design, as well as many functional benefits. All dipstick hardware is CNC-machined from billet stainless steel. Fittings, stick, and hose are all stainless steel so they will stay bright and rust-free even with the use in an everyday driver. It uses an o-ring sealed top to positively seal against water or dirt and provides a very efficient seal for race cars running an internal vacuum pump or Vac-U-Pan system. Made in USA.

<b>1958-79 Small Block 262-400ci</b>		
22000	LH for 30401, 31503, 30900, 30908	87.99 ea

<b>1980-up Small Block 262-400ci</b>		
22005	RH for 31501, 30902, 30909	87.99 ea

<b>Big Block Mark IV, V, VI</b>		
ML22010	30950, 30955	94.99 ea

# Oil Pumps and Components



## 1958-86 Oil Pump

Replace your oil pump with a reproduction or a GM service replacement. Each pump listed below is a correct replacement for engines with rear sump oil pan.

### Standard Pump

T50029 1958-86 small block - repro... 41.99 ea  
T50054 1965-76 big block - repro ..... 56.99 ea

### Hi-Volume Pump

T50135 1958-86 small block - repro... 53.99 ea  
T50058 1965-76 big block - repro ..... 69.99 ea

### Nylon Shaft Guide

T54117 1965-86 all..... 1.99 ea



## 1958-86 Genuine GM Oil Pump

Replace your small block Chevrolet oil pump with an Genuine GM replacement. Oil pumps that are not in proper working order can cause major problems including the possibility of seizing your engine.

G6042 1958-86 small block ..... 132.99 ea  
G6042 1965 big block 409 ..... 132.99 ea



## 1965-76 Big Block Oil Pump Cover

This Genuine GM big block oil pump cover installs correctly onto any 1965 through 1976 big block engine.

G7289 1965-76 (without high-perf.) 44.99 ea



## 1958-76 Oil Pump Intake Screen

Genuine GM screened oil pump pickup protects the oil pump gears against damage from metal fragments which may have found their way into the oil pan. The pickup also prevents the formation of a vortex in the oil sump.

### Big Block

G8637 1965-76 big block..... 28.99 ea

New!



## 1965-94 Oil Pump Intake Screen

Reproduction screened oil pump pickup for 1965-94 Chevrolet full size models. Manufactured to OE specifications and protects the oil pump gears against damage from metal fragments which may have found their way into the oil pan. Also prevents the formation of a vortex in the oil sump.

3855152 1965-94 small block ..... 10.99 ea



## 1958-86 Oil Pressure Sending Unit

An oil pressure sending unit is an electrical or mechanical sensing device that sends information to the pressure gauge or light. Applications to fit various 1959-96 full size models.

### With Oil Pressure Gauge

PS133 1984-85 5.7L, 1 terminal ..... 19.99 ea  
WE140 1987-88 5.7L, 1 terminal ..... 28.99 ea  
WE140 1989-90 5.7L, 1 terminal ..... 28.99 ea  
PS207 1991-92 3 terminal ..... 16.99 ea  
PS168 1994-96 3 terminal ..... 18.99 ea

### With Oil Pressure Light

PS60 1959-63 348, 409 1 terminal... 9.99 ea  
10045707 1959-79 1 terminal ..... 6.99 ea  
PS119 1976 454-S, 3 terminal ..... 7.99 ea  
PS115 1977-79 250-D, 2 terminal ..... 8.99 ea  
PS115 1980 2 terminal ..... 8.99 ea  
PS113 1980-85 3.8L-A, 2 terminal ..... 7.99 ea  
PS115 1981 (1/8"-27 thrd), 1st des 8.99 ea  
PS134 1981 (1/4"-18 thrd), 2nd des 8.99 ea  
PS115 1981-84 3.8L (1/8"-27 thread) 8.99 ea  
PS134 1981-84 3.8L (1/4"-18 thread) 8.99 ea  
PS134 1982-85 5.0L, 2 terminal ..... 8.99 ea  
PS134 1984-85 5.7L (police) ..... 8.99 ea  
PS117 1985 4.3L, 1 terminal ..... 5.99 ea  
PS114 1985-87 4.3L, 2 terminal ..... 8.99 ea  
10045707 1986-87 5.0L, w/o cruise cntrl 6.99 ea  
PS117 1986-87 5.0L, w/ cruise cntrl. 5.99 ea  
10045707 1986-88 5.0L-H, 5.7L ..... 6.99 ea  
PS117 1986-88 4.3L, 1 terminal ..... 5.99 ea  
10045707 1988 5.0L-Y, 1 terminal ..... 6.99 ea  
PS114 1988 4.3L, 5.0L-H ..... 8.99 ea  
10045707 1989-90 5.0L-Y, 1 terminal ..... 6.99 ea  
PS207 1991-92 5.7L, 3 terminal ..... 16.99 ea  
PS188 1994-96 3 terminal ..... 12.99 ea

## 1958-80 Oil Sender 45 Degree Elbow

This 45 degree elbow is used on various GM fuel line and oil sender applications. This elbow is used when the oil sender needs to be mounted at an angle for more clearance, also for custom applications.

9409927 1958-80 ..... 9.99 ea

## 1958-87 Oil Pressure

### Lead Wire Terminal

Oil pressure sending unit lead wire terminal. This lead wire terminal covers a thread-on connector to a spade terminal connector.

1253514 1958-87 ..... 5.99 ea



## 1958-87 Bypass Valve

Reproduction of the oil filter bypass valve. Includes: valve, gasket, and mounting bolts.

1256589 1958-87 ..... 54.99 ea



## 1958-87 Bypass Valve Bolts

Reproduction of the correct bolts used to attach the oil bypass valve. Manufactured in Grade 5 metal and include correct "Delta" headmark. 2 bolts included.

1256593 1958-87 ..... 4.99 pr

New!



## 1968-85 Oil Filter Bypass Valve Hardware

Reproduction oil filter bypass valve mounting hardware for 1968-85 full size models. This high-quality hardware set features original style fasteners with the correct black phosphate and oil finish and headmarks.

G4845K 1968 2 piece ..... 3.99 pr  
G5115K 1968-85 2 piece ..... 4.99 pr



## 1958-84 Oil Filter Hoses

Replacement hoses for dry, rotted or missing originals on your 6 cylinder with remote oil filter.

OFH400 1958-84 ..... 71.99 set

## Oil Pressure Switch Socket

Removes oil pressure sending unit on most engines. 3/8" drive socket has 1-1/16" Hex opening plus recess to accommodate switch. Also fits some brake light switches. Can also be turned with 15/16" wrench.

X3923 ..... 10.99 ea

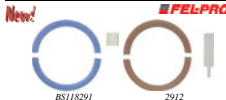
# Oiling Components



**Small Block Rear Seal Adapter**

Planning to use an older style crankshaft in a small block Chevy engine newer than 1986? You'll need this billet aluminum adapter to convert to the original two piece rear seal design. Available for 1986 or newer style oil pans with the driver side dipstick or for pre-1980 oil pans with the passenger side dipstick. Includes installation hardware.

- 238315 adapter for 1986 or newer..... 225.99 ea
- 238415 adapter for pre-1980..... 252.99 ea



**1958-85 Rear Main Seal Set**

High-quality Fel-Pro crankshaft rear main seal set for 1958-85 Chevrolet engines. Meets or exceeds all OE specifications. 2 piece improved design.

*Note: \*High performance, premium fluoroelastomer.*

- BS118291 1959-85 small block..... 11.99 ea
- 2912 1959-85 small block HP..... 30.99 ea
- BS40096 1958-65 348, 409 ci..... 19.99 ea
- BS400661 1965-77 big block..... 17.99 ea



**1958-87 Oil Filter Adapter**

This adapter will convert all 1958-67 small block Chevrolet V8 engines (except Chevy II) that came with a canister style oil filter to a spin on type filter. It includes a 1 3/16"-16 nipple which will accept a PH-30 or equivalent Chevrolet spin on type oil filter. *Note: This requires the use of the OEM bypass valve.*

- T1059 1958-67 adapter..... 29.99 ea
- T1044 1958-67 replacement o-ring..... 3.99 ea

**1968-92 Oil Filter Adapter**

Genuine GM replacement oil filter adapter for all 1968-92 small block and big block models. The adapter is essential because the oil filter attaches directly to this item. The adapter also includes the filter bypass valve.

- G7300 1968-92 V8..... 70.99 ea

**1963-72 Oil Filter Connector**

Correct replacement of the connector that installs on the engine block which the oil filter cartridge attaches to. For 6 cylinder engines or V8 engines with a heavy-duty oil cooler. 1 3/16"-16 x 1/2" on one end, 1"-12 x 7/16" on the other.

- G9147 1963-72..... 12.99 ea

**1958-96 Oil Pan Drain Plug**

A magnetic drain plug is cheap insurance for a high-performance engine. This plug will catch and hold small pieces of metal before they cause damage.

- ML17000 1958-96 magnetic 1/2"-20... 6.99 ea



**1958-96 Oil Pan Drain Plug**

GM non-magnetic replacement oil pan drain plug. Fits 1959-96 full size models.

- G8756 1959-96 1/2"-20..... 6.99 ea
- G3739 1996 M12 x 1.75..... 5.99 ea

**No-Mess Drain Plug**

Replacement oil pan drain plug designed to help eliminate the messy aspects of draining your oil. Includes a special gasket on the end of the plug to help keep the oil where it belongs while draining.

- 66960 1/2"-20..... 2.99 ea



**Magnetic Drain Plug and Gasket**

Derales' new magnetic drain plug uses a magnet 3X stronger than the older version, keeping small metal particles from damaging expensive components. Includes new rubber/steel washer.

- 14000 1/2"-20 threads..... 8.99 ea

**1980-96 Oil Pan Drain Plug Gasket**

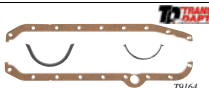
This is a correct GM replacement gasket which is used to seal the oil pan drain plug and keep from leaking.

- Replaces OE #14090908. 5.99 ea

**1991-96 Oil Level Sensor Gasket**

Genuine replacement oil level sensor o-ring creates a seal between the sensor and the oil pan. Replaces OE #10151633.

- G8428 1991-96 17.38mm i.d. x 35mm o.d. 4.99 ea



**1958-88 Oil Pan Gasket Set**

These oil pan gasket sets are designed to replace each and every gasket. Replace your original oil pan gaskets whenever replacing the oil pan.

*Note: The drain plug gasket is not included.*

- Small Block**
- T4340 1958-74..... 19.99 set
- T9013 1975-79..... 24.99 set
- T9164 1980-85..... 20.99 set
- Big Block**
- T4341 1967-88..... 29.99 set



**Oil Pan Gaskets and Seals**

If you're ordering a Milodon pan, you'll need a Milodon gasket and seal to go with it. Choose from a reusable steel reinforced molded design or a multi-piece crushproof version made of virtually indestructible materials. A variety of applications and configurations are available.

**1958-79 One Piece Small Block**

- 41000 1 piece molded gasket..... 39.99 ea
- 41010 1 piece molded stroker gasket..... 50.99 ea

**1958-79 Crushproof Small Block**

- 40100 5 piece gasket/seal set..... 24.99 set
- 41105 4 piece stroker gasket/seal set..... 25.99 set

**1986-up One Piece Small Block**

- 41001 1 piece molded gasket..... 44.99 ea

**1965-90 Crushproof Big Block Mark IV**

- 40200 crushproof gasket/seal set..... 24.99 set

**1991-Up One Piece Big Block Mark V and Gen VI**


- ML41002 1 piece molded gasket..... 45.99 ea



**1958-79 Oil Pan Gasket Set**

High-quality Fel-Pro replacement oil pan gasket sets for 1958-79 Chevrolet engines. Built to exceed all OE specifications. Highly conformable to accommodate for imperfect sealing surfaces.

- 5153C 1958-62 235 ci..... 14.99 set
- 30126C1 1963-79 230, 250 ci..... 12.99 set
- 5197C2 1958-74 small block..... 13.99 set
- 5197C5 1975-79 small block..... 12.99 set
- 13190C 1958-65 348, 409 ci..... 13.99 set
- 30061C1 1965-77 big block..... 13.99 set



**1957-80 "Perma-Dry" Oil Pan Gasket Set**

High-quality Fel-Pro "Perma Dry Plus" oil pan gasket set for 1957-80 Chevrolet engines. Features molded rubber over a rigid carrier for durability, precise alignment and fit. Built to exceed all original equipment specifications.

*Note: Years listed are original engine production years.*

*\*\*Thick front seal, most aftermarket pans use this style.*

*\*\* Dipstick provision on both sides.*

- 34509T 1957-74 small block..... 40.99 set
- 1880+ 1975-79 small block..... 42.99 ea
- 34510T\*\* 1975-85 small block..... 32.99 set
- 30061T 1968-90 big block..... 44.99 set

# Oil Pan Hardware

New!



## 1958-82 SB Oil Pan Bolts without Markings

Reproduction 1958-82 Chevrolet small block oil pan bolt set. These steel bolts are required to fasten the oil pan to the block. Fourteen 1/4" - 20 x 1/2" and four 5/16" - 18 x 5/8".

TF700531 1958-82 w/o head markings 13.99 set



## 1958-82 SB Oil Pan Bolts with Markings

Reproduction style oil pan bolts for all early small block engines. Zinc-plated with the "L" head markings as original, with external tooth lock washers. Fourteen 1/4" - 20 x 1/2" and four 5/16" - 18 x 5/8".

1256657 1958-82 "L" head markings 17.99 set



## 1958-82 SB/BB Oil Pan Chrome Bolts

When replacing your oil pan, replace your original greasy, worn out bolts with a set of chrome-plated bolts to dress-up your engine.

**Small Block (14) 1/4"-20 x 1/2" & (4) 5/16"-18 x 1/2"**  
TY271 1958-82 chrome-plated ..... 16.99 set

**Big Block (2) 1/4"-20 x 1/2" & (20) 5/16"-18 x 1/2"**  
TY272 1965-90 chrome-plated ..... 19.99 set



## 1958-80 Oil Pan Bolt Set

If you want complete originality, you'll want to replace your oil pan bolts with these high-quality reproduction bolts. Each bolt is manufactured in the correct style SEMS head bolts for all big block or small block models.

**Small Block (14) 1/4"-20 x 3/8" & (4) 5/16"-18 x 5/8"**  
K0129 1958-80 ..... 24.99 set

**Big Block (2) 1/4"-20 x 7/8" & (20) 5/16"-18 x 5/8"**  
K0128 1965-74 ..... 21.99 set



## 1965-74 Big Block Oil Pan Bolt Set

Reproduction oil pan bolts for all early big block engines. Zinc-plated with the "TR" and "L" head markings as original, with external tooth lock washers. Two 1/4" - 20 x 9/16" and twenty 5/16" - 18 x 5/8".

1256656 1965-74 ..... 18.99 set



AK124A



AK123A

## Oil Pan Bolt Set

Polished and chromed, or polished stainless steel oil pan bolts will add a custom look to your oil pan while assuring high-quality. Includes all necessary flat and internal tooth lock washers. Small block - fourteen 1/4" - 20 x 1/2" and four 5/16" - 18 x 5/8". Big block - twenty-two 5/16" - 18 x 3/4".

**Small Block**  
AK124A polished chrome ..... 54.99 set  
AK124B polished stainless ..... 107.99 set

**Big Block**  
AK123A polished chrome ..... 67.99 set  
AK123B polished stainless ..... 134.99 set



56465CD

## Bow Tie Oil Pan Bolt Set

If you want to dress-up the bottom side of your engine, you're sure to want a set of these beautiful polished stainless steel or chrome-plated oil pan bolt sets that feature bolt heads with popular Chevrolet Bow Tie logo inscribed into them.

**Chrome**  
56465CD small block ..... 52.99 set  
56487CD big block ..... 66.99 set  
56497CD LT1 ..... 52.99 set

**Stainless Steel**  
56465SD small block ..... 41.99 set  
56487SD big block ..... 52.99 set  
56497SD LT1 ..... 44.99 set

ARP



AR23482

## Oil Pan Bolts

ARP's premium grade pan bolts combine sealing efficiency with good looks. They are available in black oxide finished chromoly steel or rustproof stainless steel. Also, take your pick from conventional Hex bolt heads and a space saving 12 point design. Includes washers. Made in USA.

**Small Block**  
AR23482 black oxide Hex head ..... 25.99 set  
AR23481 black oxide 12 point ..... 26.99 set  
AR43482 stainless Hex head ..... 39.99 set  
AR43481 stainless 12 point ..... 42.99 set

**Big Block**  
AR23582 black oxide Hex head ..... 35.99 set  
AR23581 black oxide 12 point ..... 36.99 set  
AR43582 stainless Hex head ..... 52.99 set  
AR43581 stainless 12 point ..... 54.99 set



85000

## 1958-80 SB/BB Oil Pan Bolt Set

Forget about cleaning up your old outdated hardware. These complete hardware sets contain everything you need for a quick and accurate installation of your oil pan. Designed especially for firmly holding oil pans in place without loosening up. Bolts feature a built-in serrated washer face that eliminates the need for washers and facilitates the use of a socket wrench during installation. Construction is such that they can be used time and time again.

**Plated Oil Pan Hardware Sets**  
85000 1958-82 small block plated 10.99 set  
85005 1965-90 big block plated 14.99 set



## Oil Pan Battery Cable Clip

This clip is installed between an oil pan bolt and the oil pan to provide a guide for the battery cable to the starter.  
C2555 ..... 6.99 ea

## 1958-80 Oil Dipstick Tube Seal

Genuine replacement dipstick tube gasket which allows the a tight seal when the oil dipstick is inserted into the tube. Helps keep foreign substances from entering the tube.



G8427 1958-90 all ..... 10.99 ea

# Oil Dipsticks & Components



## 1958-68 Oil Filler Tube

Reproduction of the oil filler neck for 1958-68 models with small block engines.

### Open Breather System

PR1250 1958-67 black ..... 34.99 ea

### Closed System PCV Provision

PR1251 1966-67 black short..... 37.99 ea  
 PR1252 1966-67 chrome short..... 41.99 ea  
 N3710 1967-68 chrome tall ..... 49.99 ea



## 1966-68 Chrome Oil Filler Tube

Each reproduction chrome-plated oil filler tube is designed to fit early OEM small block, big block and after market manifolds. Use push-on style oil cap.

T4955 1966-68 chrome-plated..... 8.99 ea



## Oil Fill Tube and Breather

Oil fill tube and matching push-in breather replicates the original tube for vintage manifolds with a 1-1/4" oil breather hole.

**Emissions Note:** Non-CARB compliant (not legal for emission controlled vehicles).

E4803 ..... 26.99 set



50031



50021

## 1967-79 Flexible Engine Oil Dipstick

These flexible engine oil dipsticks are designed to bolt to the block between the headers and the block. They feature an aluminum handle, braided housing and stainless steel dipstick. Available for small block and big block.

50021 1967-79 small block 17" ..... 38.99 ea  
 50031 1967-72 big block 18-1/2" ..... 28.99 ea



## Billet Aluminum Push-In Engine Dipstick

Billet aluminum handle with a stainless steel dipstick for pre-1980 small block Chevrolet engines. Installs straight into the engine block, no tube necessary. Seals at the bottom of the handle with two o-rings. Billet aluminum handle designed to coordinate with Lokar's flexible transmission dipsticks.

14711 1979 + earlier rear sump, 12" ..... 50.99 ea

New!

PROFORM



## 1958-82 Oil Dipstick and Tube Kit

Made from high-quality, chrome-plated steel, PROFORM's oil pan dipstick and tube kit is made for Chevrolet 1958-82 full size models.

66116 1958-77 265-400 small block 8.99 ea  
 66117 1966-76 big block..... 8.99 ea  
 66130 1978-82 small block..... 11.99 ea

66116

T4957



T4958



T9420



T9231



## 1958-85 Chrome Oil Dipstick and Tube

Dress your Chevrolet with beautiful, high-quality chrome-plated original style dipsticks. Features triple chrome-plated dipstick and tube. Now offered for all small block or big block models. Replaces the original factory dipstick and tube.


T4957 1958-79 small block 19" ..... 10.99 set  
 T4958 1965-90 big block 21" ..... 13.99 set  
 T9420 1980-85 small block 23" ..... 15.99 set  
 T9231 1982-85 small block 24-1/2" 15.99 set



A9700244



A9700243



A9700240



A9700242



## 1969-75 Small Block Dipstick and Tube Set

Reproduction stamped steel zinc-plated dipstick correct curved handle, text and fill lines. Stamped steel zinc-plated upper dipstick tube. 6-1/2" from shoulder to top. Correct original contour, transition from thick to thin in middle of tube and lower dipstick.

### Dipstick and Tube Set

A9700244 1969-75 ..... 59.99 set  
 A9700245 1969-75 ..... 59.99 set

### Individual Components

A9700240 1969-75 dipstick..... 29.99 ea  
 A9700241 1969-75 dipstick..... 29.99 ea  
 A9700242 1969-75 upper tube..... 19.99 ea  
 A9700243 1969-75 lower tube..... 11.99 ea



3722959

581108

G8407

## 1958-79 Oil Level Dipstick

We offer a variety of reproduction or GM replacement oil level dipsticks for 1958-79 models. Classic Industries' stocks more Inlnala parts and accessories than any other supplier! See listing below for the correct application.

### Reproduction Oil Level Dipsticks

3722959 1958-62 SB - black..... 26.99 ea  
 581108 1958 348 - black..... 26.99 ea  
 581109 1958 348 - chrome..... 29.99 ea  
 581110 1961-62 409 SS - black..... 31.99 ea  
 581112 1961-64 409 w/AC - chrome 63.99 ea  
 581111 1963-64 409 SS - chrome..... 38.99 ea  
 581116 1958-64 felt stop washer..... 5.99 ea

### GM Replacement Dipsticks

G8407 1969 exc big block..... 2.99 ea  
 G8407 1970-72 307, 350..... 2.99 ea  
 G8407 1970-72 400 w/2 barrel..... 2.99 ea  
 G8409 1970-75 big block w/4 barrel..... 23.99 ea  
 G8407 1973-74 307, 350, 400..... 2.99 ea  
 G8407 1975-77 all exc. 454..... 2.99 ea  
 G8409 1976 454..... 23.99 ea  
 G8407 1978-79 305, 350L..... 2.99 ea



5828073

581115



TF700523



G1304

3876870

## 1958-79 Dipstick Tube

We offer the largest selection of early and late model dipstick tubes available! If you are replacing your original dipstick tube, be sure to get exactly what your vehicle needs. Each tube will replace the original exactly! Choose from 6 cylinder, V8 or even big block models. See listing for current availability.

A6700106 1958 235,283 ..... 18.99 ea  
 581115 1958-61 348, black..... 28.99 ea  
 583908 1958-61 348, chrome..... 40.99 ea  
 3828073 1958-79 6 cylinder..... 22.99 ea  
 TF700523 1958-79 SB - repro..... 8.99 ea  
 A6700107 1959-64 409 w/o AC, chrome 14.99 ea  
 581114 1961-64 409 w/o AC, black 28.99 ea  
 583909 1961-64 409 w/o AC, chrome 40.99 ea  
 581117 1961-64 409 w/o AC, black... 56.99 ea  
 3876870 1968-69 SB - curved..... 17.99 ea  
 G8419 1969-72 SB - lower..... 22.99 ea  
 3876870 1970-72 307, 350 w/o NRB 17.99 ea  
 3876870 1970-72 400 w/2 bbc, w/o NRB 17.99 ea  
 G8419 1970-72 400 w/2 bbc, - lower 22.99 ea  
 G1304 1973-76 454..... 35.99 ea  
 G8419 1973-77 8 cyl exc. 454 - lower 22.99 ea  
 3876870 1973-77 8 cyl exc. 454 - curved 17.99 ea  
 G8419 1978-79 350L - lower..... 22.99 ea  
 G8419 1978 305 - lower..... 22.99 ea  
 3876870 1978-79 305..... 17.99 ea

# Oiling System Components

New!



51006



51606



51906



52506

DURALINE



51686



52588



54086

## Series 10000 Stack Plate Oil Cooler

Deral's most efficient heat exchanger, the all aluminum Stacked Plate cooler features sturdy furnace brazed construction, full 2" deep turbulator equipped plates and a black powder coated finish.

With minimal pressure drop it can be used for engine, transmission or fuel cooling. Includes 2 black anodized AN male adapter fittings.

### With Straight AN Fittings

<b>10 Row - 13" Wide x 3-5/8" Tall</b>	
51006 -6AN.....	107.99 ea
51008 -8AN.....	107.99 ea
51010 -10AN.....	107.99 ea
<b>16 Row - 13" Wide x 5-1/2" Tall</b>	
51606 -6AN.....	135.99 ea
51608 -8AN.....	135.99 ea
51610 -10AN.....	135.99 ea
<b>19 Row - 13" Wide x 6-3/8" Tall</b>	
51906 -6AN.....	159.99 ea
51908 -8AN.....	159.99 ea
51910 -10AN.....	159.99 ea
<b>25 Row - 13" Wide x 8-1/4" Tall</b>	
52506 -6AN.....	184.99 ea
52508 -8AN.....	184.99 ea
52510 -10AN.....	184.99 ea
<b>34 Row - 13" Wide x 10-7/8" Tall</b>	
53406 -6AN.....	240.99 ea
53408 -8AN.....	240.99 ea
53410 -10AN.....	240.99 ea
<b>40 Row - 13" Wide x 12-7/8" Tall</b>	
54006 -6AN.....	274.99 ea
54008 -8AN.....	274.99 ea
54010 -10AN.....	274.99 ea

### With 90° AN Swivel Fittings

<b>10 Row - 13" Wide x 3-5/8" Tall</b>	
51086 -6AN.....	121.99 ea
51088 -8AN.....	121.99 ea
51080 -10AN.....	121.99 ea
<b>16 Row - 13" Wide x 5-1/2" Tall</b>	
51686 -6AN.....	149.99 ea
51688 -8AN.....	149.99 ea
51680 -10AN.....	149.99 ea
<b>19 Row - 13" Wide x 6-3/8" Tall</b>	
51986 -6AN.....	173.99 ea
51988 -8AN.....	173.99 ea
51980 -10AN.....	173.99 ea
<b>25 Row - 13" Wide x 8-1/4" Tall</b>	
52586 -6AN.....	198.99 ea
52588 -8AN.....	198.99 ea
52580 -10AN.....	198.99 ea
<b>34 Row - 13" Wide x 10-7/8" Tall</b>	
53486 -6AN.....	254.99 ea
53488 -8AN.....	254.99 ea
53480 -10AN.....	254.99 ea
<b>40 Row - 13" Wide x 12-7/8" Tall</b>	
54086 -6AN.....	288.99 ea
54088 -8AN.....	288.99 ea
54080 -10AN.....	288.99 ea

New!



51981

## Series 10000 Stack Plate Oil Cooler

Deral's most efficient heat exchanger, the all aluminum Stacked Plate cooler features sturdy furnace brazed construction, full 2" deep turbulator equipped plates and a black powder coated finish. With minimal pressure drop it can be used for engine, transmission or fuel cooling. Includes two 90 degree black anodized hose barb adapter fittings.

### With 90° Swivel Barb Fittings

<b>10 Row - 13" Wide x 3-5/8" Tall</b>	
51081 90° x 3/8".....	118.99 ea
51082 90° x 1/2".....	119.99 ea
<b>16 Row - 13" Wide x 5-1/2" Tall</b>	
51681 90° x 3/8".....	145.99 ea
51682 90° x 1/2".....	145.99 ea
<b>19 Row - 13" Wide x 6-3/8" Tall</b>	
51981 90° x 3/8".....	171.99 ea
51982 90° x 1/2".....	171.99 ea
<b>25 Row - 13" Wide x 8-1/4" Tall</b>	
52581 90° x 3/8".....	196.99 ea
52582 90° x 1/2".....	196.99 ea
<b>34 Row - 13" Wide x 10-7/8" Tall</b>	
53481 90° x 3/8".....	248.99 ea
53482 90° x 1/2".....	248.99 ea
<b>40 Row - 13" Wide x 12-7/8" Tall</b>	
54081 90° x 3/8".....	281.99 ea
54082 90° x 1/2".....	281.99 ea

New!



50023



50023 - installed



50022 - installed

USA

## Series 10000 Oil Cooler Bracket Set

Deral's stacked plate oil cooler mounting bracket set. Includes a pair of stacked plate brushed aluminum brackets for use with one or two Deral's series 10000 coolers. Includes: two mounting brackets, bolts, nuts, and washers. Oil coolers sold separately.

<b>Mounts One Cooler</b>	
50023 14-1/4".....	76.99 set
<b>Mounts One or Two Cooler</b>	
50022 27-7/8".....	97.99 set

# Oiling System Components

New!



15502



15503

## Series 7000 Engine Cooler Set

Derafe's universal 6 pass high capacity copper tube/aluminum fin engine oil cooler set can not only reduce oil temperatures to help extend the life of lower end components and all life, it also helps reduce coolant temperatures. These universal sets include 180 degree F thermostatic engine sandwich adapter, hose and everything you need to install on most vehicles. Measures: 16-5/8" x 7-5/8" x 3/4".

15502	2-3/4" diameter adapter.....	124.99 set
15503	3-1/2" diameter adapter.....	99.99 ea

New!



## Hyper-Cool Extreme Oil Cooler

Derafe Performance Hyper-Cool extreme is designed to outperform the competition. Combining our largest and most efficient 40 Row stacked plate cooler with an 800 cfm waterproof/dustproof 10" electric fan makes this remote cooler the absolute king of remote coolers. Perfect for all applications, the Hyper-Cool extreme excels at temperature control in extreme duty, high-performance or off-road applications. It's 6-AN fittings allows for simple and clean connection to your engine or transmission. Measures: 13" x 14-7/8" x 5-5/8".

13870	-6AN.....	399.99 ea
-------	-----------	-----------

New!



13750

## Atomic-Cool Oil Cooler

Derafe Performance Atomic-Cool remote cooler can literally be mounted anywhere available space permits. Featuring a heavy-duty yet compact 15 row cool plate and fin cooler coupled with an 8" electric fan and aluminum brackets. The Atomic-Cool is perfect for high-performance vehicles or heavy-duty towing and hauling to provide a durable, trouble-free way to add years to the life of your transmission. Also recommended for engine, power steering, and fuel cooling.

*Note: \*Features a sealed IP68 certified waterproof and dustproof motor that lasts up to 3 times longer than normal electric fan motors. Includes -6AN and -8AN male fittings.*


*Features Tornado Series Fan, 500 CFM*

13750	-6AN.....	219.99 ea
15850	-8AN.....	219.99 ea

*Features H.O. Extreme Series Fan, 366 CFM*

13754	-6AN and -8AN.....	254.99 ea
-------	--------------------	-----------

New!



## Atomic-Cool Engine Cooler Set

Derafe Performance Atomic-Cool remote engine oil cooler can literally be mounted almost anywhere, making it a popular addition for performance cars, hot rods, muscle cars and trucks. A heavy-duty 15 row plate and fin cooler coupled with an 8" Tornado fan and aluminum brackets, this universal set includes a complete installation kit to install easily on most vehicle engines. Also included is an 180 degree F in-line thermostat for activating the electric fan. Measures: 12-3/4" x 9-3/8" x 4-5/16".

<i>Features Tornado Series Fan, 500 CFM</i>		
15450	-6AN and -8AN.....	279.99 set



FL500007



FL700032

## Engine Oil Cooler

Engine oil is designed to act as a coolant as well as a lubricant for your motor. If the engine oil is allowed to get too hot, horsepower drops, varnishes form, and the oil starts to break down, which can lead to premature engine wear. Flex-a-lite heavy-duty oil coolers can help prevent this by keeping oil temperatures down, helping to ensure longer-life to engines and components, and reduce the stress created by high-performance engine modifications. Also suitable as a heavy-duty transmission fluid cooler. Includes -8, -10, and -12 interchangeable AN fittings with o-rings.

*Important: Depending on application and setup, additional fittings or adapters may be required.*

*Note: Dimensions: width = 11", depth without fan = 1-3/4", with fan = 4-1/4"; variable height, see height below in the line listings.*

### 7/8"-14 Fine Thread Fitting

<b>Without Fan</b>		
FL500007	2-3/4" 7 row.....	216.99 ea
<b>With Fan Included</b>		
FL700032	11" 32 row, w/10" fan...	555.99 ea

New!



MM13069



MM13070

## V8 Engine Oil Cooler

Protect and enhance your muscle car or truck with this Mishimoto oil cooler set. This set features a large 19 row oil cooler that mounts in the front bumper for maximum airflow and cooling efficiency. Includes mounting brackets, pre-assembled lines, fittings, oil sandwich plate, and installation hardware. Available in silver or black finish.

<b>Without Built-In Thermostat</b>		
MM13068	silver.....	468.99 set
MM13069	black.....	468.99 set

<b>With Built-In Thermostat</b>		
MM13070	silver.....	523.99 set
MM13071	black.....	523.99 set

# Oiling System Components



**New!** **DEREALE**



50020 - installed

**USA** **Oil Cooler 4 Way Bracket Set** ⚠️

Dereale's stacked plate oil cooler 4 way mounting bracket set. Features a black powder finish. Includes: 4 mounting brackets, bolts, nuts, and washers.

50020 4 piece ..... 29.99 set

**New!** **DEREALE**



**USA** **Thermostatic Oil Cooler Line Adapter** ⚠️

High-quality die-cast aluminum 180°F thermostatic sandwich adapter with 1/2" NPT ports and an O-ring diameter of 3 1/2". This adapter provides external oil lines to allow the addition of an engine oil cooler to most 1956-07 GM V-8 engines. It installs between the stock engine oil filter landing and the oil filter. Stock filter is retained. Set includes sleeve nut and hose barb fittings.

15720 cooler line adapter ..... 44.99 set



**MISHIMOTO**  
**Oil Catch Can** ⚠️

Protect your muscle car or truck from potentially harmful oil blow-by with this oil catch can by Mishimoto. Internal baffles within the catch can trap the oil and moisture in the gasses coming from the PVC valve while recycling the gasses back into your engine thus preventing sludge buildup. The 16 oz. catch can is made from aluminum and can be mounted virtually anywhere under your hood with the included hardware

MM13063 black ..... 110.99 set  
MM13064 carbon fiber ..... 140.99 set



**Oil Catch Tank** ⚠️

An oil catch tank works as a filter for the PCV system, reducing emissions and carbon buildup. This fabricated aluminum tank includes mounting tabs, barbed inlet/outlet fittings, a drain plug, and a sight glass to let you know when it is full.

25051 round 17 oz. tank w/breather filter. 89.99 set



**MOROSO**

**Engine Saver Prefilter Screen** ⚠️

Add life to your engine with a prefilter screen for your oil filter. This stainless steel screen installs on top of conventional spin-on oil filters and traps debris down to the 280 micron range without restriction or loss in oil pressure, letting you examine particles from failing bearings that would normally be trapped in a filter, unseen.

223845 small block Chevrolet ..... 27.99 ea



**MOROSO**

**Oil Bypass Eliminator** ⚠️

An oil bypass valve lets oil bypass the filter if pressure gets too high or the filter becomes plugged. For performance engines that often see increased oil pressure at high RPM, this can cause more damage than it prevents, due to the frequent circulation of unfiltered oil. This anodized billet aluminum adaptor eliminates the bypass valve, preserving your expensive engine. For small block applications.

223775 ..... 48.99 ea



1256591



1256590

**1958-67 Oil Filter Canister** ⚠️

For the last word in a correctly restored 1958-67 engine, install this original style oil filter canister. This engine canister used a larger PF 141 filter for increased oil capacity. Includes correct black electrostatic powder paint and white silk screened lettering. 6-3/4" tall, uses 5-3/8" canister filter.

*Note: Includes filter, o-ring, and bolt.*

**Canister**  
1256590 1958-67 ..... 126.99 ea

**Replacement O-Ring**  
1256591 1958-67 ..... 5.99 ea

**1958-67 Oil Filter Replacement** ⚠️

These filters are for canister style filters. Replace your oil filter with these high-quality canister elements. Approximately 5-3/8" tall.

*Note: The oil filter is a service replacement product which although maintains the canister style, may differ cosmetically from the originally installed unit.*

51143 1958-67 8 cylinder ..... 10.99 ea



FSS250



FSS365

**Oil Filter Magnet** ⚠️

FilterMag's powerful rare earth magnets trap and hold wear inducing metal particles smaller than 40-microns down to 1-micron that the filter cannot stop. The super strong magnetic force holds FilterMag to the canister. FilterMags are reusable and will reduce maintenance costs by extending the life of your oil. Fits steel oil filter canisters from 2.9" to 5.5" in diameter. Flat style FilterMags are also available for automatic transmission pans and differential covers.

FSS250 2.50"-2.80" 1.625 tall ..... 61.99 ea  
FSS300 2.90"-3.20" 1.90" tall ..... 64.99 ea  
FSS365 3.50"-3.80" 2.50" tall ..... 67.99 ea



AS700232



AS700235

**USA** **Vintage Style Remote Oil Filter** ⚠️

Vintage style remote oil filters. Fluid lines can be run out the bottom or backside surfaces (plugs included for unused holes). Uses 3/8" NPT fittings (not included). Measures 5-1/2" tall, 3-3/4" wide, once mounted sticks out 5-1/8". Includes Wix 51348 oil filter. Expertly machined in the USA from premium aluminum materials. Available in polished or satin finishes.

**Finned Style**  
AS700232 polished ..... 294.99 ea  
AS700233 satin ..... 264.99 ea

**Groove Style**  
AS700234 polished ..... 294.99 ea  
AS700235 satin ..... 264.99 ea



15756

**Vintage Style Remote Oil Filter** ⚠️

Dereale Performance high-quality die-cast aluminum spin-on adapter with 1/2" NPT dual side ports and fits 2-1/2" to 2-3/4" oil filter landings. These adapters provide external oil lines to allow the addition of an engine oil cooler and/or remote filter mount, installing at the stock engine oil filter location.

**20 x 1.5mm Threads**  
15756 bright finish ..... 28.99 ea

**22 x 1.5mm Threads**  
15757 bright finish ..... 28.99 ea

ENGINES & COMPONENTS



# Oil and Oil Filters



## Replacement Oil Filter

Generic ACDelco replacement oil filters for various Chevrolet engines. Designed with a steel core and a traditional mounting plate. Features a anti-drain back valve to keep the oil cooler full of oil (on cooler equipped vehicles). This way oil is the cooler upon start up without waiting for the cooler to refill and pressurize.

<b>Small Block</b>			
PF454	1968-79	6 cylinder.....	6.99 ea
PF454	1968-79	V8.....	6.99 ea
<b>Big Block</b>			
PF1218	1968-79	V8.....	7.99 ea

## Original Style White Oil Filter

Finding the original AC style oil filter used to be as hard to find as a needle in a haystack! We now offer this precise reproduction which includes the correct red, white and blue AC logo.

Note: For use on 8 cylinder models only.

KO086	1964-69	8 cylinder.....	26.99 ea
-------	---------	-----------------	----------

## Oil Filter

The K&N Performance Gold® oil filter has been constructed from the ground up to satisfy the vehicle owner who wants the very best oil filter available. Metal top end caps are used instead of paper to ensure that no unfiltered oil can get back into the system. High volume positive oil flow with low restriction coupled with exacting engineering standards results in the right balance between engine protection and low oil pump drag.

<b>L6 and V8</b>			
HP1011	3" tall.....		19.99 ea
HP2002	4" tall.....		17.99 ea
HP2006	4.78" tall.....		17.99 ea
HP3002	5" tall.....		15.99 ea
<b>V6</b>			
HP1001	3" tall.....		17.99 ea
HP2001	4-1/4" tall.....		17.99 ea
<b>1998-02</b>			
HP1007	5.7L V8 FI.....		17.99 ea



## Swivoil Filter Wrench

Hard to reach oil filters will come off easily with this swivel handle oil filter wrench. Swivel tension is adjusted easily using the nut and bolt on the handle.

X3082	3-1/2" to 3-7/8".....	13.99 ea
-------	-----------------------	----------



## Hot Rod and Historic Racers High-Performance Conventional Oil

Joe Gibbs Driven HR Oils build on our original formula while adding critical additives to protect engines when they are not running. It protects against rust and corrosion so your engine is protected even when it's not running. It features higher levels of zinc than regular passenger car oils to deliver proper anti-wear protection for older style pushrod and flat-tappet engines.

HR2006	10W30	quart.....	9.99 ea
HR2007	10W30	case of 12 quarts.....	119.99 cs
HR2106	15W50	quart.....	9.99 ea
HR2107	15W50	case of 12 quarts.....	119.99 cs

## Hot Rod/Vintage/Classic High-Performance Synthetic Oil

From the leader in racing lubricants, now comes a lubricant designed specifically for hot rods, street rods, and vintage cars. Designed specifically for older style historic cars and hot rod engines, Joe Gibbs Driven Hot Rod oil features high levels of zinc for wear protection as well as U.S. Military grade rust and corrosion inhibitors for storage protection.

HR1506	10W30	quart.....	13.99 ea
HR1507	10W30	case of 12 quarts.....	167.99 cs
HR1606	15W50	quart.....	13.99 ea
HR1607	15W50	case of 12 quarts.....	167.99 cs

## LS30 Synthetic Engine Oil

This LS30 synthetic 5W-30 oil is specifically formulated for high-performance LS series engines such as the 6.2L LS3 found in the 5th generation Full size SS or the 6.2L Supercharged LSA under the hood of the new ZL1. LS30 delivers high temperature and high shear protection, making it ideal for high-performance LS engines.

JG1320	5W30	quart.....	15.99 ea
JG1321	5W30	case 12.....	191.99 cs

## Break-In Oil

BR is used by Joe Gibbs Racing to break-in and dyno all their NASCAR Nextel Cup and Busch Series engines. This petroleum based oil provides superior break-in properties for flat-tappet engines. The special additive package promotes ring seal and provides maximum protection for cams and lifters during initial break-in. BR can also be used to break in roller cam engines, and as a general purpose dyno oil. Available in 5W30 or 15W50 weights.

BR1806	5W30	quart.....	10.99 ea
BR1807	5W30	case of 12 quarts.....	131.99 cs
BR106	15W50	quart.....	10.99 ea
BR107	15W50	case of 12 quarts.....	131.99 cs



## High-Performance Synthetic Engine Oil

Delivers superior protection and improves performance in four cycle gasoline and diesel engines. Increase horsepower and torque, save fuel and reduce heat, wear and emissions! It has unsurpassed oxidation stability that allows for extended oil drains and fewer oil changes, which saves time, money and reduces the impact on the environment. Royal Purple's motor oils for passenger cars and trucks are API licensed. Performance advantages come from a blend of synthetic oils plus Royal Purple's proprietary Synerlec technology. Compatible with other mineral and synthetic motor oils.

<b>Quarts</b>			
RP01030	SAE30	quart.....	12.99 ea
RP01040	SAE40	quart.....	12.99 ea
RP01520	5W20	quart.....	9.99 ea
RP01530	5W30	quart.....	9.99 ea
RP01130	10W30	quart.....	9.99 ea
RP01140	10W40	quart.....	9.99 ea
RP01250	20W50	quart.....	9.99 ea

<b>5 Quart Bottles</b>			
RP51520	5W20	5 quarts.....	44.99 ea
RP51530	5W30	5 quarts.....	44.99 ea
RP51130	10W30	5 quarts.....	44.99 ea

<b>Cases</b>			
RP12030	SAE30	case of 12 quarts.....	155.99 cs
RP12040	SAE40	case of 12 quarts.....	155.99 cs
RP12520	5W20	case of 12 quarts.....	119.99 cs
RP54520	5W20	case of 4-5 quarts.....	179.99 cs
RP12530	5W30	case of 12 quarts.....	119.99 cs
RP54530	5W30	case of 4-5 quarts.....	179.99 cs
RP12130	10W30	case of 12 quarts.....	119.99 cs
RP54130	10W30	case of 4-5 quarts.....	179.99 cs
RP12140	10W40	case of 12 quarts.....	119.99 cs
RP12250	20W50	case of 12 quarts.....	119.99 cs

<b>Break-In Oil</b>			
RP11487	break-in	quart.....	10.99 ea
RP11497	break-in	case of 12 quarts.....	131.99 cs

## One Pour Boy Fits All These Containers!



## Pour Boy All-Purpose Filler Spout

Pour Boy all-purpose filler spout takes the place of funnels. With its unique multiple thread design, Pour Boy fits a variety of containers from oil bottles to antifreeze, windshield washer fluid to gas treatments, all with an airtight seal! Flow of the fluid is easily controlled by simply bending the spout. No more mess! No more fuses...and...no more funnels! 3 per package.

RM1003	3 piece.....	9.99 kit
RM1002	individual.....	3.99 ea

# Timing Components



## 1958-86 Two Piece Billet Timing Cover

The sturdy two piece billet timing cover allows the camshaft to be serviced without disturbing the oil pan seal. The cover is machined from high grade billet aluminum and is compatible with almost all water pumps and gear drives. Includes: roller cam button, cam plate, shims, a timing pointer, hardware, and instructions.

21101 1958-86 small block Chevy 350.99 set

Edelbrock



## 1958-90 Timing Cover

Edelbrock die-cast polished aluminum timing covers include pan seal, Allen head bolts, gaskets, and washers. These timing covers are a great way to dress any Chevy engine up. Complete the look with Edelbrock valve covers and air cleaners.

E4240 1958-86 small block..... 78.99 ea  
E4241 1965-90 big block..... 111.99 ea

New! **DEALER AUTHORIZED**



## 1958-62 Six Cylinder Timing Cover

Reproduction timing chain covers for 1958-62 full size models with 216, 235, or 261ci 6 cylinder engines. Manufactured in stamped steel. Available in black painted or chrome finish. Timing gear seal available separately.

Note: Will not fit 1963 and later 250 or 292 cubic inch 6 cylinder engine.

T70803 1958-62 black..... 49.99 ea  
T70804 1958-62 chrome..... 54.99 ea



## Timing Cover Set

Stamped steel timing cover sets for 262-400 small block or 396-454 big block applications. Highly polished chrome-plated and black EDP black cover sets include all necessary mounting hardware including gaskets, seal, bolt set, and chrome timing tab.

T9000 small block chrome..... 19.99 set  
T9002 small block black EDP..... 27.99 set  
T9001 big block chrome..... 27.99 set

PROFORM



D141753 141883



141783 D141215

## Chevrolet Bow Tie Timing Cover

Stamped steel timing covers for small and big block Chevy in a variety of finishes and colors to meet your specific needs. The timing chain cover is made from stamped steel and supplied with a GM production oil seal installed.

### Inlaid Bow Tie and Chevrolet

#### Small Block

**Black Crinkle Finish**  
D141753 red lettering..... 34.99 ea

**Orange Finish**  
141783 black lettering..... 34.99 ea

#### Big Block

**Shark Gray Finish**  
141883 red lettering..... 34.99 ea

### Embossed Bow Tie and Chevrolet

#### Small Block

**Chrome Finish**  
D141215 chrome lettering..... 29.99 ea  
D141904 red Bow Tie, black lettering 39.99 ea

#### Big Block

**Chrome Finish**  
D141216 chrome lettering..... 39.99 ea

**Black Crinkle Finish**  
141219 black crinkle lettering..... 43.99 ea

**Orange Finish**  
141220 orange lettering..... 43.99 ea

**Shark Gray Finish**  
141221 shark gray lettering..... 43.99 ea



## Aluminum Timing Cover

Striking die-cast aluminum timing covers, supplied with GM production oil seal. Bow Tie emblem directly cast into the upper surface. Fits 262-400 small block.

D141218 chrome-plated..... 74.99 ea

Milodon



## Heavy-Duty Timing Cover

These Milodon timing covers feature OE quality stamping from high-quality, heavy-duty materials. All covers are precision formed including the seal recess to ensure a precise leak free fit.

**Small Block Chevy**  
65500 chrome finish..... 18.99 ea  
65501 gold finish..... 23.99 ea  
65502 black finish..... 28.99 ea

**Big Block Chevy**  
65600 chrome finish..... 29.99 ea  
65605 gold finish..... 36.99 ea  
65604 black finish..... 38.99 ea



## 1966-70 BB Timing Chain Cover

Correct reproduction timing chain covers used on all 1966-70 big block models.

Note: 1966-68 covers do not include holes for locating dowel pins.

**For Use with 7" Balancer**  
3882820A 1966..... 94.99 ea  
3882820B 1967-68..... 94.99 ea  
3935443 1969-70..... 94.99 ea

**For Use with 8" Balancer**  
3885054A 1966..... 94.99 ea  
3885054B 1967-68..... 94.99 ea  
3935444 1969-70..... 94.99 ea

# Timing Components



## 1958-91 SB Timing Chain Cover

Correct reproduction timing chain covers used on all 1958-91 small block models. Manufactured to OEM thickness in stamped steel and includes correct timing tab unless noted.

<b>For Use with 6" or 6-3/4" Balancer</b>	
154204 1958-67	91.99 ea
<b>For Use with 8" Balancer</b>	
154205 1962-65	88.99 ea
154206 1966-68	91.99 ea
3946870 1969-70	109.99 ea
<b>For Use with Bolt-On Timing Tab</b>	
303242 1968-79	34.99 ea
154208 1980-91	29.99 ea



## LS Engine 2 Piece Timing Chain Cover

This 2 piece aluminum timing chain cover with fit any L51, LS2, LS3, LS6 engine. This has the sensor hole where applicable. With 2 pieces you can change cams without taking off the harmonic balancer. Includes mounting hardware. You can reuse the cover gasket. Sold as a set. Available in polished or black.

**Important:** Set does not include the crankshaft seal. Use G13214 LS front crankshaft seal - all LS engines.

**Note:** Covers will not fit the LS7 engines.

### 2 Piece Timing Chain Cover

<b>Without Sensor Hole</b>	
A9700127 LS1, LS6	polished..... 97.99 set
A9700128 LS1, LS6	black..... 97.99 set
<b>With Sensor Hole</b>	
A9700125 LS2, LS3	polished..... 97.99 set
A9700126 LS2, LS3	black..... 97.99 set

### Front Crankshaft Seal

ACDelco GM OE front crankshaft seals are high-quality seals, which seal in lubricant and keep dirt and water out. Made from rubber or plastic composite materials, they conform to the sealing surface provide leak free operation.

G13214 all LS engines	26.99 ea
-----------------------	----------

## 1985-92 Crankshaft Timing Gears



Genuine GM crankshaft timing gears. Get it right the first time when rebuilding your existing engine or replacing damaged originals with these high-quality crankshaft timing gears.

<b>18 Tooth Small Block Crankshaft Gear</b>	
G8318 1968-73	307 early link..... 43.99 ea
G8318 1965-69	327 early link..... 43.99 ea
G8318 1969-86	350..... 43.99 ea
G8318 1977-81	305..... 43.99 ea
G8318 1975-80	400 4 barrel..... 43.99 ea
G8318 1990-92	350HO 2nd design..... 43.99 ea
G8318 1990-92	ZZ1 2nd design..... 43.99 ea



## 1985-92 Camshaft Timing Gear



OEM factory replacement camshaft timing gears. Excellent GM replacements for use when rebuilding an existing engine or replacing a broken original!

<b>36 Tooth Iron Camshaft Timing Gear</b>	
G8314 1968-73	307 early link..... 92.99 ea
G8314 1965-69	327 early link..... 92.99 ea
G8314 1969-86	350 early link..... 92.99 ea
G8314 1977-81	305..... 92.99 ea
G8314 1975-80	400 four barrel..... 92.99 ea
G8314 1967-74	double roller hi-perf..... 92.99 ea



<b>38 Tooth Iron Camshaft Timing Gear</b>	
G8315 1968-70	396, 325/350HP..... 63.99 ea
G8315 1970-72	402 four barrel..... 63.99 ea
G8315 1967-69	427 w/o spec. hi-perf..... 63.99 ea
G8315 1973-86	454..... 63.99 ea
G8317 1990-92	ZZ1 2nd design..... 70.99 ea
G8317 1990-92	350HO 2nd design..... 70.99 ea

## Accu-Drive® Camshaft Gear Drives



Replace Your Stock Timing Chain with a Precision Gear Drive System from Edelbrock! The Accu-Drive® camshaft gear drive set replaces a stock timing chain with a precision gear drive system. The gear drive can be easily installed.

Just replace the stock crank and camshaft sprockets with Accu-Drive® gears and slip in the idler assembly. Most Accu-Drives require no modifications to the engine block, although some fitting of the axles and front cover may be required. The Accu-Drive® gear system transmits power from the crankshaft gear to a full floating main idler gear which drives the camshaft gear. A unique feature of the Edelbrock Accu-Drive® system is the ability of the main idler gear to float to an optimum position between the crankshaft and camshaft gears.

**Important:** Not for stock Chevy hydraulic roller lifter cam equipped engines. Accu-Drive® gears are not recommended for use above 7000 RPM or on computer controlled vehicles with link sensors. On some late model small block engines, it will be necessary to check clearance behind the cam gear at the engine block at the 12 o'clock position. Make sure your camshaft roller/bushings on block when in the most rearward position. Grind or machine block for clearance.

<b>Emissions Note:</b> Non-CARB compliant (not legal for emission controlled vehicles).	
E7890 1957-95	small block..... 291.99 set
E7891 1965-90	big block..... 309.99 set



## 1965-75 High-Performance Gear Drive

This rugged gear drive offers high precision timing, eliminating chain stretch. Machined for noise. Easy to install, fits under stock timing covers. Includes: locking plate, offset cam bushings, roller cam bearing, and bronze thrust bearing.

66918C 1965-75	big block..... 111.99 ea
----------------	--------------------------

## 1955-95 Timing Chain and Gearssets

You asked for them, so here they are! A complete, single row, link type timing chain and gearset to fully replace your originals. Includes: a new timing chain, camshaft gear, and crankshaft gear.

TC499S 1955-95	small block..... 24.99 set
TCS01SA 1965-95	big block..... 38.99 set



## Edelbrock® New!

## 1958-95 Timing Chain Set

Performer-Link timing chain set is for use with Edelbrock or stock cams. They have a solid-bushing chain for a true bearing surface that rolls with the sprockets, eliminating chain stretch. Cam sprockets are made from 35,000 psi tensile strength cast iron.

Crank sprockets are made from billet SAE-1144 steel and induction heat treated.

**Note:** Performer-Link timing sets are not for use above 6500 RPM.

**Emissions Note:** Non-CARB compliant (not legal for emission controlled vehicles).

E7800 1958-95	True-Roller..... 62.99 set
---------------	----------------------------




## 1965-97 GM Timing Chain

When it comes to quality, you can't beat Genuine GM parts. The timing chains offered are Genuine GM all the way! If you're restoring your Chevrolet, or simply need to replace your original timing chain, make sure the replacement is manufactured with the quality your car deserves. Replacing a timing chain takes time. Make sure you only have to do it once.

<b>Small Block</b>	
G8328 1990-92	LTI 1st design..... 70.99 ea
G8327 1990-92	LTI 2nd design..... 45.99 ea
G8327 1993-97	LTI..... 45.99 ea

<b>Big Block</b>	
G8329 1965-90	link type..... 119.99 ea

# Timing Components



## Chrome Timing Tab


Bolt-on timing tabs in chrome to add a touch of class to your engine. Will economically replace damaged or missing original timing tabs. Simply bolts on using the factory timing cover bolts. A variety of applications are available for 6, 7, or 8" balancers. Your choice of tab with or without pointer.

### With Adjustable Pointer

T9178	small block with 7"	4.99 ea
T9179	small block with 8"	4.99 ea
T9180	big block tab with 8"	4.99 ea

### Without Adjustable Pointer

T4960	small block with 6"-7"	3.99 ea
D141202	small block with 8"	7.99 ea
T4961	big block with 8"	3.99 ea



## 1967-69 Weld-On Timing Tab

Maintain an original appearance with this reproduction timing tab for small block and big block engines. Manufactured to OEM thickness in stamped steel and includes correct timing marks.

### For Use with 8" Balancer

154210	1967	small block	24.99 ea
1256607	1967-69	small block	24.99 ea
1256607	1967-69	big block	24.99 ea

RPC

ARP



## Timing Cover Bolt Set

Complete set of timing cover bolts in a variety of finishes and styles to meet your specific needs. Available in Hex head or 12 point head configuration. Each set will fit all small block and big block applications.

### Hex Head Bolts with Star Washers

K0142	original finish	14.99 set
AK127A	chrome	20.99 set
AK127B	stainless	44.99 set

### Hex Head Self Locking Bolts

AR2152	black oxide	12.99 set
AR4152	stainless	19.99 set

### 12 Point ARP Bolts with Washers

AR4151	stainless	19.99 set
AR2151	black oxide	12.99 set



## Bow Tie Timing Cover Bolt Set

If you want to dress-up the front of the mill's timing cover with a set of these beautiful polished stainless steel or chrome-plated timing cover bolts.

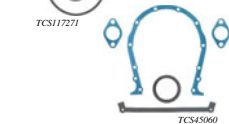
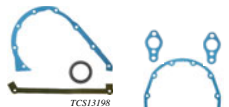
56464CD	chrome	23.99 set
56400CD	chrome - LT1	31.99 set
56464SD	stainless	17.99 set
56400SD	stainless - LTI	25.99 set



## 1958-81 Timing Chain Cover Hardware Set

Reproduction timing chain cover mounting hardware for various 1958-81 full size models. This high quality hardware set features original style fasteners with the correct headmarks and external tooth washers. Fits small block, 348, 409 or big block.

<b>Electrolytic Clear Zinc Finish - Slotted Head</b>		
TF700532	1958-62	10 piece..... 10.99 set
<b>Stainless Steel - Hex Head</b>		
G4361K	1963-81	10 piece..... 10.99 set



## 1958-86 Timing Cover Gasket Set

High-quality Fel-Pro replacement timing cover gasket set for various 1958-86 Chevrolet engines. Built to exceed all original equipment specifications.

TCS45114	1958-62	216, 235 ci.....	15.99 set
TCS13198	1963-74	230, 250 ci.....	15.99 set
TCS1241	1958-74	SB.....	12.99 set
TCS45121	1975-86	SB.....	9.99 set
TCS117271	1958-65	348, 409.....	16.99 set
TCS45060	1965-77	BB.....	13.99 set



## 1958-86 Timing Cover Gaskets

Correct replacements for 265-400 small block and 396-454 Chevrolet big block models. Each set includes the timing cover seals.

T4364	1958-86	small block	10.99 set
T4366	1965-76	big block	10.99 set

# Performance Pulley Sets



### Includes All New Components:

- Tuff Stuff short water pump
- Maval power steering pump
- Sanden style SDT AC compressor
- Powermaster 140 amp alternator
- Gates V-belts
- Stainless steel fasteners

### Polished Sets Also Include:

- Polished finish
- AC compressor
- Alternator

## V Drive Pulley System

Complete V Drive systems for small block Chevrolets with power steering pump with attached billet aluminum reservoir or attached plastic reservoir or power steering for remote reservoir, with or without AC, and alternator. Colored sets feature natural cast finished components. Specify finish wanted, the finishes offered are in bright polished, gloss black anodized, gloss black powder coated, clear anodized, clear coat, and matte black powder coated finish. All brackets and pulleys are made of CNC-machined billet aluminum.

**Note:** \*Please specify finish when ordering: C = gloss black powder coated, E = clear coat, F = matte black. Shipped overnight.

### Small Block - Clear Anodized

<b>With Alt, AC, and PS</b>	
A980020D w/attached plastic reservoir	1944.99 set
A980021D w/attached alum reservoir	2174.99 set
A980022D with remote reservoir	1844.99 set

### With Alt and AC

A980023D no power steering	1644.99 set
----------------------------	-------------

### With Alt and PS (No AC)

A980024D w/attached plastic reservoir	1824.99 set
A980025D w/attached alum reservoir	2035.99 set
A980026D for remote reservoir	1674.99 set

### Big Block - Clear Anodized

<b>With Alt, AC, and PS</b>	
A980028D w/attached plastic reservoir	1974.99 set
A980029D w/attached alum reservoir	2265.99 set
A980030D with remote reservoir	1899.99 set

### With Alt and AC

A980031D no power steering	1699.99 set
----------------------------	-------------

### With Alt and PS (No AC)

A980032D w/attached reservoir	1824.99 set
A980033D w/attached alum reservoir	2074.99 set
A980034D for remote reservoir	1744.99 set

### Small Block - Gloss Black Anodized

<b>With Alt, AC, and PS</b>	
A980020B w/attached plastic reservoir	1944.99 set
A980021B w/attached alum reservoir	2174.99 set
A980022B with remote reservoir	1844.99 set

### With Alt and AC

A980023B no power steering	1644.99 set
----------------------------	-------------

### With Alt and PS (No AC)

A980024B w/attached plastic reservoir	1744.99 set
A980025B w/attached alum reservoir	2035.99 set
A980026B for remote reservoir	1674.99 set

### Big Block - Gloss Black Anodized

<b>With Alt, AC, and PS</b>	
A980028B w/attached plastic reservoir	1974.99 set
A980029B w/attached alum reservoir	2265.99 set
A980030B with remote reservoir	1899.99 set

### With Alt and AC

A980031B no power steering	1699.99 set
----------------------------	-------------

### With Alt and PS (No AC)

A980032B w/attached reservoir	1824.99 set
A980033B w/attached alum reservoir	2074.99 set
A980034B for remote reservoir	1744.99 set

### Small Block - Bright Polished

<b>With Alt, AC, and PS</b>	
A980020A w/attached plastic reservoir	1824.99 set
A980021A w/attached alum reservoir	2024.99 set
A980022A with remote reservoir	1744.99 set

### With Alt and AC

A980023A no power steering	1544.99 set
----------------------------	-------------

### With Alt and PS (No AC)

A980024A w/attached plastic reservoir	1644.99 set
A980025A w/attached alum reservoir	1897.99 set
A980026A for remote reservoir	1544.99 set

### Big Block - Bright Polished

<b>With Alt, AC, and PS</b>	
A980028A w/attached plastic reservoir	1874.99 set
A980029A w/attached alum reservoir	2127.99 set
A980030A with remote reservoir	1774.99 set

### With Alt and AC

A980031A no power steering	1574.99 set
----------------------------	-------------

### With Alt and PS (No AC)

A980032A w/attached reservoir	1699.99 set
A980033A w/attached alum reservoir	1944.99 set
A980034A for remote reservoir	1614.99 set

### Small Block - Specify Finish\*

<b>With Alt, AC, and PS</b>	
A980020 w/attached plastic reservoir	1824.99 set
A980021 w/attached alum reservoir	2024.99 set
A980022 w/ remote reservoir	1744.99 set

### With Alt and AC

A980023 no power steering	1544.99 set
---------------------------	-------------

### With Alt and PS (No AC)

A980024 w/attached plastic reservoir	1644.99 set
A980025 w/attached alum reservoir	1897.99 set
A980026 for remote reservoir	1544.99 set

### Big Block - Specify Finish\*

<b>With Alt, AC, and PS</b>	
A980028 w/attached plastic reservoir	1874.99 set
A980029 w/attached alum reservoir	2127.99 set
A980030 with remote reservoir	1774.99 set

### With Alt and AC

A980031 no power steering	1574.99 set
---------------------------	-------------

### With Alt and PS (No AC)

A980032 w/attached reservoir	1699.99 set
A980033 w/attached alum reservoir	1944.99 set
A980034 for remote reservoir	1614.99 set

### Sets Include:

- Water Pumps "As Cast" or Polished per Application
- LSI, 2, 3 and 6 Engines Have a Choice of Tuff Stuff or Edelbrock Water Pumps
- 140 Amp, 1 Wire Alternator "As Cast"
- Peanut Style AC Compressor (if AC set)
- Aluminum Type II PS Pump (if PS set)
- Power Steering Reservoir (if PS set)
- Tensioner with Aluminum Cover
- 6061-T6 Aluminum Pulleys
- 6061-T6 Brackets
- Gates 6 Groove Belt & Stainless Steel Hardware

## Serpentine System

All American Billet serpentine sets are a great way to clean up any engine compartment. You have a choice of machined finished, polished, or black silverline - black anodized with machined highlights for an aggressive modern look. Sets include high-performance accessories and made in the USA. Brackets and pulleys are made from 6061-T6 aluminum.

### Polished System

<b>Small Block</b>	
A971112 w/AC and power steering	2494.99 set
A971102 w/AC, no power steering	2394.99 set
A971012 no AC, w/power steering	2294.99 set
A971002 no AC, no power steering	2194.99 set

### LSI, 2, 3, and 6 with Tuff Stuff Water Pump

A972113 w/AC and power steering	2694.99 set
---------------------------------	-------------

### LSI, 2, 3, and 6 with Edelbrock Water Pump

A972114 w/AC and power steering	2994.99 set
---------------------------------	-------------

### Big Block

A973112 w/AC and power steering	2494.99 set
A973102 w/AC, no power steering	2394.99 set
A973012 no AC, w/power steering	2294.99 set
A973002 no AC, no power steering	2194.99 set

### Black Silverline System

#### Small Block

A971211 w/AC and power steering	2594.99 set
A971201 w/AC, no power steering	2494.99 set
A971001 no AC, w/power steering	2394.99 set
A971001 no AC, no power steering	2294.99 set

#### LSI, 2, 3, and 6 with Tuff Stuff Water Pump

A972213 w/AC and power steering	2794.99 set
---------------------------------	-------------

#### LSI, 2, 3, and 6 with Edelbrock Water Pump

A972214 w/AC and power steering	3094.99 set
---------------------------------	-------------

#### Big Block

A973211 w/AC and power steering	2594.99 set
A973201 w/AC, no power steering	2494.99 set
A973201 no AC, w/power steering	2394.99 set
A973201 no AC, no power steering	2294.99 set

#### Machine Finish System

<b>Small Block</b>	
A971311 w/AC and power steering	2194.99 set
A971301 w/AC, no power steering	2094.99 set
A971301 no AC, w/power steering	1994.99 set
A971301 no AC, no power steering	1894.99 set

#### LSI, 2, 3, and 6 with Tuff Stuff Water Pump

A972313 w/AC and power steering	2394.99 set
---------------------------------	-------------

#### LSI, 2, 3, and 6 with Edelbrock Water Pump

A972314 w/AC and power steering	2694.99 set
---------------------------------	-------------

#### Big Block

A973311 w/AC and power steering	2194.99 set
A973301 w/AC, no power steering	2094.99 set
A973301 no AC, w/power steering	1994.99 set
A973301 no AC, no power steering	1894.99 set

# Crankshaft Pulleys



## 1958-68 Crankshaft Single Groove Pulley

Replace the damaged or missing original crankshaft and power steering drive pulley on your small block or big block engine with one of our fine reproductions. Our reproduction pulleys are manufactured with great attention to detail and feature correct markings as original.

**Note:** \*Use K1067 with K1069 ps drive pulley to drive power steering pump. \*\*Use reproduction 3744043 power steering drive pulley to drive power steering pump.

Single Groove Short Pump		
GM Casting #3755820 - 6-3/4"	3755820	1958-68 without AC..... 39.99 ea
GM Casting #3751232 - 6-3/4"	KW938**	1964-68..... 59.99 ea
GM Casting #3874416 - 6-7/8"	K1069	1965-67 396ci..... 69.99 ea
	K1069	1965-67 427ci..... 69.99 ea
GM Casting #3874412 - 6-7/8"	K1067*	1965-68 396 without AC..... 54.99 ea
	K1067*	1967-68 427 without AC..... 54.99 ea



## 1958-85 Crankshaft Double Groove Pulley

Replace the damaged or missing original crankshaft and power steering drive pulley on your small block or big block engine with a reconditioned GM pulley or one of our fine reproductions. Our reproduction pulleys are manufactured with great attention to detail and feature correct markings as original. Applications are available for small block or big block engines.

**Note:** \*Reconditioned GM pulley.

Double Groove Short Pump		
GM Casting #3766987 - 6-7/8"	K1042	1959-61 349 hi-perf..... 159.99 ea
K1042	1961-65 409 hi-perf..... 159.99 ea	
GM Casting #3858533 - 6-7/8"	3858533	1959-61 348 hi-perf..... 59.99 ea
	3858533	1961-65 409..... 59.99 ea
GM Casting #3863108 - 6-3/4"	K10481	1965-67 396/427 w/o ps..... 199.99 ea
GM Casting #3744043 - 6-3/4"	3744043	1966-67 283 without AC..... 49.99 ea
	3744043	1966-68 327 without AC..... 49.99 ea
	3744043	1968 307 without AC..... 49.99 ea
Double Groove Long Pump		
GM Casting #3921923 - 6-3/4"	3921923	1968 396, 427 hi-perf..... 59.99 ea
GM Casting #3956666 - 6-7/8"	K1055	1969-75 327ci with ps..... 109.99 ea
	K1055*	1969-75 307ci without AC..... 109.99 ea
	K1055*	1969-75 350ci w/o hi-perf..... 109.99 ea
GM Casting #3956666 - 6-7/8"	R1055	1969 327ci with ps..... 74.99 ea
	R1055	1969-73 307ci without AC..... 74.99 ea
	R1055	1969-75 350ci hi-perf..... 74.99 ea
	R1055	1970 454 with ps..... 74.99 ea
	R1055	1971-78 454 without AC..... 74.99 ea
	R1055	1976-85 350 without AC..... 74.99 ea
	R1055	1976-85 350 without AC..... 74.99 ea
GM Casting #3955291 - 6-3/4"	3955291	1969-70 375HP/396ci..... 89.99 ea
GM Casting #3956666 - 6-3/4"	KW457	1970-72 360HP/350ci..... 79.99 ea



## 1968-86 Crankshaft Triple Groove Pulley

Replace the damaged or missing original crankshaft and power steering drive pulley on your small block or big block engine with one of our fine reproductions. Our reproduction pulleys are manufactured with great attention to detail and feature correct markings as original. Applications are available for small block or big block engines.

Triple Groove Short Pump		
GM Casting #3869978 - 6-3/4"	K1085	1968 396ci hi-perf. w/ps 249.99 ea
Triple Groove Long Pump		
GM Casting #3937787 AC - 7-5/8"	3937787	1969-70 396ci with AC..... 79.99 ea
	3937787	1969-70 402ci with AC..... 79.99 ea
	3937787	1969-70 454ci with AC..... 79.99 ea
GM Casting #3972120 AC - 7-11/16"	3972180	1969-86 305,350,400 w/o AC..... 74.99 ea



## 1967-69 SB Crankshaft Pulley

Replace the crankshaft power steering drive pulley with a Genuine GM, 6-3/4" diameter, single groove.

**Note:** Use reproduction 3744043 power steering drive pulley to drive power steering pump.

G7190	1967-69	GM..... 109.99 ea
-------	---------	-------------------



## 1965-66 Idler Pulley

### Assembly for 396/427 - 425 HP

Reproduction idler pulley bracket and bearing assembly for 1965-66 full size models with the 425 horsepower 396/427 engines. Available as the complete assembly including idler pulley, bearing and bracket, or bracket only. Manufactured exactly as original including proper original GM casting number. Made in USA.

K4120	1965-66	complete assembly 319.99 ea
K4120A	1965-66	bracket only..... 149.99 ea

## Warning Concerning Crankshaft Pulleys

Stock replacement, aftermarket stamped steel or cast iron pulleys are not designed to exceed 400 horsepower or 6000 RPM. Using reproduction pulleys on engines in excess of these limits may result in catastrophic disintegration of the pulley causing severe damage to the engine, cooling system and body parts. Classic Industries' assumes no liability for damages caused by improper usage of pulleys. Please be sure to install the pulley properly to avoid damages that could occur from improper installation or exceeding the recommended RPM limitations.



## 1958-85 Chrome Crankshaft Pulley

Press-up your small block or big block engine with a chrome crankshaft pulley from Classic Industries®. These beautiful chrome aftermarket pulleys are manufactured with great attention to detail and are highly polished for a show quality shine. Applications are available for small block or big block engines.

Small Block - Short Water Pump			
Item #	Year	Grooves	O.D.
T9602	1955-68	single	6-3/4" ... 36.99 ea
T9603	1955-68	double	7-3/8" ... 44.99 ea
Small Block - Long Water Pump			
Item #	Year	Grooves	O.D.
T9606	1969-85	single	6-7/8" ... 68.99 ea
T9607	1969-85	double	6-7/8" ... 77.99 ea
T9608	1969-85	triple	7-3/4" ... 81.99 ea
Big Block - Long Water Pump			
Item #	Year	Grooves	O.D.
T9724	1969-85	triple	7-5/8" ... 73.99 ea

## Crankshaft Pulley

Aluminum 6-3/4" crankshaft pulleys will dress-up your small block or big block engine. 1958-68 Chevy models used a short water pump and 1969-85 use a long water pump.

### 1958-68 Small Block Short Water Pump

Satin Aluminum	
R9480A	single groove..... 46.99 ea
R9481A	double groove..... 48.99 ea
R8858A	triple groove..... 79.99 ea

Black Aluminum	
R9481P	double groove..... 48.99 ea
R8858B	triple groove..... 96.99 ea

Chrome Aluminum	
R9481C	double groove..... 62.99 ea

Polished Aluminum	
R9481P	double groove..... 55.99 ea
R8858P	triple groove..... 82.99 ea

### 1958-85 Small Block Long Water Pump

Satin Aluminum	
R9485A	double groove..... 56.99 ea

Chrome Aluminum	
R9485C	double groove..... 99.99 ea

Polished Aluminum	
R9485P	double groove..... 64.99 ea

### 1958-68 Big Block Short Water Pump

Satin Aluminum	
R8849A	triple groove..... 64.99 ea

Polished Aluminum	
R8849P	triple groove..... 83.99 ea



## 1962-82 Crankshaft Pulley Bolt Set

Correct reproduction crankshaft pulley bolt set includes 3 bolts and 3 lock washers.

154212	1962-82	small block..... 6.99 set
154213	1965-74	big block..... 8.99 set

# Harmonic Balancers



K5007 K5011

## 1965-74 Reproduction Harmonic Balancer

Reproduction harmonic balancers for 1965-74 Chevrolet models. These are accurate reproductions of the Genuine GM harmonic balancers with all the correct markings for the serious restorer.

Small Block	1967-68	283-307	6-1/8"	163.99 ea
<b>Big Block V8</b>				
K5100	1966-70	396 - 7-1/16"	.....	159.99 ea
K5102	1965-72	396-427 - 8"	.....	267.99 ea
K5104	1970-74	454 - 8"	.....	159.99 ea



G2125 G2126

## 1965-92 GM Replacement Harmonic Balancer

Replace your worn, damaged or missing harmonic balancer with a Genuine GM service part and enjoy peace of mind knowing that the vibration from your engine is being controlled with genuine GM parts manufactured to original factory specs.

**Note:** \*Without special high-performance. \*\*With special high-performance.

6 Cylinder	1965-70	230	.....	91.99 ea
<b>Small Block V8</b>				
G2125*	1969-70	350 4 barrel - 8"	.....	131.99 ea
G2124*	1969-74	350 - 6-3/4"	.....	112.99 ea
G2126**	1970-74	350 - 8"	.....	196.99 ea
G2124*	1985-92	305/350 - 6-3/4"	.....	112.99 ea



66510 66511

## Replacement Harmonic Balancer

This damper is an excellent replacement unit for the mild street engine that does not require an exact reproduction or high-performance race damper. A perfect choice for the daily driver and easy on the budget.

Small Block - 6-3/4" Diameter	66509	350ci, center timing mark	.....	81.99 ea
	66510	350ci, internal balance	.....	80.99 ea
	66513	400ci, external balance	.....	88.99 ea
Small Block - 8" Diameter	66511	small block, internal balance	.....	86.99 ea
Big Block	66512	454ci, pre-1989, external balance	.....	96.99 ea
	66508	396	.....	88.99 ea



HD10000 HD100006

## Chevrolet Pro/Race Harmonic Balancer

Pro-Race high-performance harmonic balancers are direct replacements for factory cast iron units which may fracture or disintegrate at high RPM. Pro-Race dampers are ideal for the additional torque loads from belt driven superchargers. The STREET damper features special splines to enhance bonding between the elastomer, inner hub, and outer ring to prevent any outer ring radial movement, perfect for engines making between 350 to 400 horsepower. Externally balanced balancers feature weights bolted in place which may be removed for neutral or internally balanced application. Internally balanced balancers can be used on an external application simply by ordering the correct engine specific weights and bolting them in place.

**Note:** \*HD100016 and HD100019 are NOT drilled to accept counterweights.

### Small Block Balancers

PRO/STREET Bonded Nodular Iron	HD100001	int balance	6.10" x .760"	146.99 ea
	HD100002	int balance	6.75" x 1.32"	134.99 ea
	HD100005	ext balance	8.00" x 1.47"	136.99 ea
	HD100006	ext balance	8.00" x 1.47"	156.99 ea

PRO/SPORT High Carbon Steel	HD100016*	int balance	6.10" x 1.52"	229.99 ea
	HD100019** <th>int balance</th> <th>6.61" x 1.52"</th> <th>189.99 ea</th>	int balance	6.61" x 1.52"	189.99 ea
	HD100021 <th>int balance</th> <th>6.61" x 1.42"</th> <th>242.99 ea</th>	int balance	6.61" x 1.42"	242.99 ea
	HD100023	ext balance	6.61" x 1.52"	246.99 ea

### Big Block Balancers

PRO/STREET Bonded Nodular Iron	HD100003	int balance	8.00" x 1.93"	149.99 ea
	HD100004	ext balance	8.00" x 1.93"	156.99 ea

PRO/SPORT High Carbon Steel	HD100020	int balance	7.01" x 1.73"	264.99 ea
	HD100021	ext balance	7.01" x 1.73"	189.99 ea



1620101 1720101 1720111

## Performance Harmonic Damper

Fluid-damper performance harmonic balancers and dampers contain no rubber or elastomers. Instead, they are filled with a viscous silicone-based liquid that doesn't wear after time. CNC-machined and balanced steel with a black zinc chromate finish. All dampers are SFI 18.1 certified and are designed to last a lifetime without being rebuilt. Made in the USA.

**Note:** SB dampers are not for 1992 and later LT1 engines.

Small Block Chevy - Internal Balance	1620101	262-350 V8	6-1/4" o.d., 1.90 lbs	378.99 ea
	1620101	409 V8	6-1/4" o.d., 7.90 lbs	378.99 ea
	1720101	262-350 V8	7-1/4" o.d., 12.2 lbs	517.99 ea
Small Block Chevy - External Balance	1720111	400 V8	7-1/4" o.d., 14.0 lbs	481.99 ea

Big Block Chevy - Internal Balance	1620111	396-427 V8	6-1/4" o.d., 9.00 lbs	430.99 ea
	1720121	396-427 V8 <td>7-1/4" o.d., 12.3 lbs <th>408.99 ea</th> </td>	7-1/4" o.d., 12.3 lbs <th>408.99 ea</th>	408.99 ea
	1800101	396-427 V8 <td>8" o.d., 15.5 lbs <th>468.99 ea</th> </td>	8" o.d., 15.5 lbs <th>468.99 ea</th>	468.99 ea

Big Block Chevy - External Balance	1800111	454-502 V8	8" o.d., 17.3 lbs	521.99 ea
------------------------------------	---------	------------	-------------------	-----------



141725 141727

## 1958-92 Harmonic Balancer Cover

Add a custom high-performance look to your harmonic balancer by installing this aftermarket cover. Each cover is distinctively marked with the Bow Tie emblem. Your choice of black or chrome. Available for 6-3/4" or 8" balancer.

6-3/4" Diameter	141727	1958-74	black	.....	36.99 ea
	141725	1958-92	chrome	.....	36.99 ea
8" Diameter	141726	1958-74	chrome	.....	36.99 ea
	141729	1965-76	chrome	.....	36.99 ea



66514

## Harmonic Balancer Tool

Harmonic balancer tools for Chevrolet, Ford and Chrysler engines. Choose from a heavy-duty tool with roller thrust bearings and 7/16"-20, 5/8"-18, and 3/4"-16 adapters and various removal hardware or a standard duty tool for easy installation and removal of the harmonic balancer.

66515	standard, install only	.....	32.99 ea
66514	professional, removal/install	.....	89.99 ea



66520

## Harmonic Balancer Installer Tool

One tool set to install just about any balancer out there. Roller thrust bearing included to reduce friction. Included adapters are as follows: 7/16"-20, 1/2"-20, 9/16"-18, 5/8"-18, 3/4"-16, M12-1.75, M12-1.5, M10-1.5, M14-1.5, M14-1.5, M16-2.0, and M16-2.0.

66520	with storage case	.....	57.99 ea
-------	-------------------	-------	----------



154211

## 1962-96 Balancer Bolt Set

Correct reproduction harmonic balancer attaching bolt set includes 1 bolt and 2 washers.


**Note:** \*All small block with Special Hi-Perf., or crank with threaded end.

154220	1962-96	SB	.....	6.99 set
154211	1965-74	BB	.....	11.99 set

## Harmonic Balancer Hardware

G5886	Genuine GM replacement bolt (7/16"-20 x 2-1/4") and washer for a variety of SB applications.	.....	4.99 ea
G5886	1967-81 bolt	.....	4.99 ea
G9287	1967-81 washer	.....	22.99 ea

# Engine Gasket Sets



## 1958-62 Full Engine Gasket Set

High-quality Fel-Pro full engine gasket set for 1958-62 Chevrolet L6 engines. Fel-Pro gaskets are made of application specific materials to ensure the right material and technology is used for the repair. Full sets contain all the gaskets and seals necessary for a complete engine overhaul.

Note: \*Fiber-Faced head gasket material. \*\*Copper-Faced sandwich head gasket material.

FS7619B3\* 1958-62 235 ci fiber.... 78.99 set  
FS7619C3\*\* 1958-62 235 ci copper 79.99 set



## 1958-77 Head Gasket

High-quality Fel-Pro replacement head gaskets for 1958-77 Chevrolet engines. Built to exceed all original equipment specifications.

Note: \*Fiber-faced head gasket material.

7619B\* 1958-62 235 ci - fiber ..... 27.99 ea  
8006PT 1963-74 230, 250 ci ..... 23.99 ea  
8007PT 1958-65 348, 409 ci ..... 28.99 ea  
8180PT2 1965-77 BB ..... 24.99 ea  
S02SD 1965-77 BB - HD ..... 37.99 ea



## Super Silicone Sealant

Excellent for use with all types of gaskets. A rapid curing adhesive/sealant can also be used as a sealant between flanges, hose connectors, and similar close fitting parts.

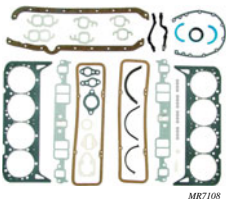
80861 clear 3 oz. tube..... 14.99 ea



FS7619C3



MR7100



MR7108

## Replacement Engine Gaskets

If you have a Chevy engine to reassemble, you will need new gaskets. Made from durable materials that meet or exceed OE specifications, these gaskets are perfect for stock or mild performance vehicles. Sets include: gaskets for cylinder heads, intake, exhaust, valve covers, oil pan, timing cover, and water pump. Valve seals, rear main seals, and front timing cover seals are also included, along with all necessary gaskets and seals for their listed applications.

**Engine Overhaul Gasket Sets**  
Small Block 283, 307, 327, 350ci  
MR7100 1957-79 w/standard head gskts 61.99 set  
Small Block 400ci  
MR7108 1970-80 ..... 75.99 set




75801

## Ultra-Seal Head Gasket

The Ultra-Seal head gasket has a 5 layer composite construction and is coated with high temperature silicone to ensure seal of engine fluids. It's graphite core has excellent thermo-conductivity; transfers heat away from hot spots in head to coolant passages, preventing gasket burn out. The Ultra-Seal head gasket provides excellent stability, compressibility, high temperature endurance and will not Brinell (indent) aluminum cylinder heads.

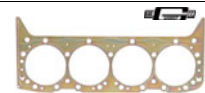
**.028" Compressed Thickness**  
71134 1955-91 305-350 4.130" bore 56.99 ea  
5799G 1967 283-350 4.130" bore 61.99 ea  
**.038" Compressed with Steam Holes**  
75801 1970-80 400 4.190" bore 61.99 ea  
**.038" Compressed Thickness**  
75804 1991-99 454-502 4.520" bore 67.99 ea



## MLS (Multi-Layered Steel) Head Gasket

The MLS head gasket is manufactured from Viton rubber coated stainless steel layers and is stress formed embossments seal extreme cylinder pressure. The MLS head gasket provides excellent stability and reduces cylinder bore distortion. Ideal for supercharged, Turbo charged, nitrous, and extreme compression ratios.

**.040" Compressed Thickness**  
71310 1955-91 283-350 4.060" bore 99.99 ea



71130

## Steel Shim Head Gasket

The Steel Shim head gasket is manufactured from .020" steel shim stock and is stress formed embossments seal extreme cylinder pressure. Made thinner than OE head gasket, increases engine compression and coated with high temperature silicone to ensure seal of engine fluids.

Note: Do not use with lightweight 305 heads.

**.020" Compressed Thickness**  
71130 1955-91 283-350 4.100" bore 30.99 ea  
71131 1965-90 396-454 4.370" bore 30.99 ea



## High Temp Silicone Gasket Maker

Makes reliable formed in place gaskets that resist cracking, shrinking and migrating. Coats preset gaskets to increase reliability. Resists auto and shop fluids. Great for valve covers, intake manifold end seals, timing covers, water pumps, and thermostat housings. 3 oz. tube.

S80022 blue #6B ..... 3.99 ea  
81630 red #26B ..... 7.99 ea  
S81878 copper #101B ..... 8.99 ea

## Form-a-gasket Sealant

Slow drying, non-hardening sealant designed for sealing cut gaskets and stamped parts. Allows for easy disassembly if required. Temperature range of -65 degrees F to 400 degrees F. Use where sealing is more important than adhesion. Resists shop fluids and fuels. Great for valve cover gaskets and oil pan gaskets.

S80016 3 oz ..... 9.99 ea



# Valvetrain Components



## Small Block Pushrods

Heat treated 5/16" diameter pushrods with welded ball ends for small block applications through 1986. Includes 16 pushrods in a clamshell package.

66890C	stock length.....	46.99 set
66889C	+1.00".....	49.99 set

**New!**

**Edelbrock**



## 1958-86 Rollin' Thunder Lifters

Designed for street high-performance SB Chevy, 348, and 409 engines. Intended for use with Edelbrock Rollin' Thunder Cams sold separately.

E97423	1958-86 SB, 348, 409.....	959.99 set
--------	---------------------------	------------

## Replacement Lifter

Replacing your lifters is an essential part of camshaft replacement, helping prevent possible camshaft or engine damage. These lifters will fit 1963-91 small block or big block engines and are available for hydraulic and mechanical applications.

TVL817	hydraulic.....	6.99 ea
TVL43	mechanical.....	8.99 ea

## Stamped Rocker Arm Set

Stamped steel rocker arms featuring long slots for use with cams that have lift specs higher than stock for additional clearance at the rocker stud. Fits small blocks through 1986 with stock 1.5:1 pivot ratio and 3/8" rocker studs. Set of 16 rockers with pivot balls and nuts, or add a set of 16 stock length, high-performance 5/16" pushrods with welded ball ends and save.

**Note:** Check for pushrod clearance and alignment, spring coil bind, piston to valve clearance and valve timing when installing the valvetrain to exceed factory specs.

<b>1.5:1 Ratio for 3/8" Stud</b>		
66905	without pushrods.....	73.99 set
66923C	with pushrods.....	109.99 set

## Stamped Roller Rocker Set

These steel rocker arms feature roller tips for reduced friction and long slots for high lift cams to provide clearance at the rocker stud. Available in the stock 1.5:1 pivot ratio or 1.6:1 for enhanced performance. Fits under stock valve covers on small blocks through 1986 with 3/8" rocker studs. Set of 16 rockers with pivot balls and nuts.

**Note:** Check pushrod clearance and alignment, spring coil bind, piston to valve clearance and valve timing when modifying the valvetrain.

<b>Emissions Note:</b> * (Non-CARB compliant (not legal for emission controlled vehicles).)		
66906C	1.5:1 ratio.....	109.99 set
66922C*	1.6:1 ratio.....	119.99 set



## Poly Locks for Roller Rockers

Poly locks designed for full roller rockers featuring a set screw locking device to ensure they remain secure. Set of 16.

66935	for 3/8" studs.....	25.99 set
66936	for 7/16" studs.....	25.99 set



## 1958-86 Aluminum Roller Rockers

The needle bearing fulcrum and roller tip design unleashes power while lengthening valvetrain life and reducing valve stem tip wear. Small block sets are available for engines with stock 1.5:1 ratio arms, or performance enhancing 1.6:1 arms. For small blocks through 1986, a combination of eight 1.5:1 arms and eight 1.6:1 arms is available to allow greater air flow on either the intake or exhaust ports. Big block sets for engines through 1984 feature high-performance 1.7:1 ratios. Sets include 16 rockers with poly locks.

**Note:** Check pushrod clearance and alignment, spring coil bind, piston to valve clearance and valve timing when modifying the valvetrain.

**Emissions Note:** \* (Non-CARB compliant (not legal for emission controlled vehicles).)

<b>Early Small Block Sets for 3/8" Stud</b>		
66907C	1.5:1.....	176.99 set
66908C*	1.6:1.....	187.99 set
66920C*	1.5:1/1.6:1.....	198.99 set
<b>Early Small Block Set for 7/16" Stud</b>		
66909C	1.5:1.....	204.99 set
<b>Early Big Block Set for 7/16" Stud</b>		
66913C	1.7:1.....	210.99 set



## 1987-96 Late Aluminum Roller Rockers

Rid your upper valvetrain of friction with these full roller rocker arms. The race proven needle bearing fulcrum and roller tip not only unleash horsepower, they also lengthen valvetrain component life and reduce wear and tear on valve stem tips. Precision machined to ensure consistency and ratio accuracy. Available in the stock 1.5:1 pivot ratio, or a performance enhancing 1.6:1 ratio for increased horsepower and torque. Easy installation requiring no special tools. Fits small blocks 1987 and later with center bolt valve covers and 3/8" rocker studs. Set of 16 full roller rockers and 16 poly locks.

**Emissions Note:** \* (Non-CARB compliant (not legal for emission controlled vehicles).)

<b>Large Small Block Sets for 3/8" Stud</b>		
66914C	1.5:1.....	216.99 set
66915C*	1.6:1.....	235.99 set



## Rocker Arm Studs

Made of 8740 chromoly forgings and heat treated to 180,000 psi. Tip ground flush for optimum adjuster seating. Available in 3/8" 24 and 7/16" 20 with a length of 1.750". Includes 16 studs. Made in USA.

AR134711	SB 3/8" 24.....	62.99 set
AR135711	BB 7/16" 24.....	66.99 set




## Valvetrain Oil Deflectors

Use this lightweight aluminum deflector to redirect oil from your small block Chevy pushrods directly to the rocker arm fulcrum balls for better lubrication, less wear and longer valvetrain life. Mounts easily to stock rocker arm studs with the supplied hardware. Sold in a pair.

**Note:** Installation requires poly locks and tall valve covers.

267700	small block oil deflectors.....	49.99 pr
--------	---------------------------------	----------



## Aluminum Stud Girdles


These girdles reduce rocker arm stud flex and help prevent breakage under high stress. Valvetrain rigidity helps minimize energy loss. Fits small blocks with full roller rockers through 1986. Includes 2 girdles and 16 poly locks.

66950	for 3/8" studs.....	139.99 set
66951	for 7/16" studs.....	134.99 set

## GM Valve Spring

Replace your valve springs with Genuine GM parts and enjoy the peace of mind that only original equipment GM parts can provide. A variety of applications are available.

<b>Note:</b> *Without high-perf. 350 engine.		
G5073	1967-69 302.....	13.99 ea
G5073	1969-73 307.....	13.99 ea
G5073	1967-69 327.....	13.99 ea
G5073*	1967-71 350.....	13.99 ea



## 1958-79 Engine Valve Stem Seal Set

High-quality Fel-Pro replacement engine valve stem seal sets for 1958-79 Chevrolet engines. Built to exceed all original equipment specifications.

<b>Valve Stem O-Ring Seal Set</b>		
SS5112	1958-79 16.....	10.99 set
SS5112	1958-79 small block.....	10.99 set
SS5112	1958-65 348, 409 ci.....	10.99 set
<b>Valve Stem Deflector (Umbrella) Seal Set</b>		
SS10058	1958-76 small block.....	13.99 set

# Camshafts

Your Choice of Four Convenient Sets to Meet Your Specific Needs!



**A — Camshaft Only**

The camshaft only set includes camshaft, instructions, assembly lube and decals.



**B — Cam and Lifters**

Order the cam and lifter set to add a matched set of lifters to your camshaft.



**C — Small Set**

Order the small set for cam and lifter set plus timing chain and gear.



**D — Full Set**

Full set includes cam, lifters, timing chain and gear, valve springs and retainers, valve locks, valve stem seals.



## High Energy™ Cams for Your Daily Driver!

All High Energy™ designs are totally streetable cams. They will produce 10 to 30% more power than a stock cam throughout the RPM range. Each cam has a particular RPM range in which it works best. By selecting the cam that best suits your driving needs, exceptional power increases can be expected. High Energy™ Cams work great for every day driving without the "bad" side effects normally found with other cams. High Energy™ cams produce more power, are more efficient, and do not affect the engine's idle characteristics to the point of making your vehicle undriveable. High Energy™ Cams will not affect any vacuum or

power accessories such as power brakes, air conditioning or steering.

**Important:** On small block applications, High Energy Cams may be used with stock valve springs and lifters. However, these components must be in good operating condition. In order to protect your Camshaft warranty and for maximum performance benefit, we recommend replacing stock valve springs and lifters with a high-performance set from Classic Industries®. **Emissions Note:** \* CARB ECI compliant (50 states legal). \*\* Non-CARB compliant (not legal for emission controlled vehicles).

Item #	Application	RPM Range	Adv. Dur.	Lift	A — Camshaft	B — Cam & Lifters	C — Small Set	D — Full Set
222002**	262-400ci	800-4800	252"/252"	.425"	204.99	290.99 set	336.99 set	481.99 set
222003**	262-400ci	1200-5200	260"/260"	.440"	215.99	279.99 set	332.99 set	496.99 set
222004**	262-400ci	1500-5200	268"/268"	.454"	203.99	290.99 set	334.99 set	493.99 set
222032**	396-454ci	1500-5500	268"/268"	.485"	235.99	324.99 set	394.99 set	547.99 set



## Factory Muscle Cams Replicate Genuine GM Cams of the Era!

Give your stocker a dose of factory muscle with a Muscle Car™ cam from COMP CAMS®. Designed to replicate the Genuine GM cams of the era, The Muscle Car Cams™ produce the power and performance your car missed out on. Each set includes: camshaft, lifters, assembly lube, instructions, and decals.

### Z28 Solid Lifter Factory Muscle Cam

This is the solid lifter cam that GM installed in the 1967-69 Z28 Camaro's 302, providing it with 290HP. In 1964-65, it provided the Corvette 327 with 365-375 HP.

Item #	Description	GM Item #	Adv. Dur.	Lift	Price
222052A**	camshaft	3849346	254"	.485"	233.99 ea

## Cams for Your TBI/Crossfire or Carbureted Late Model!

Designed for use with throttle body, or crossfire injected and carbureted 305ci engines. Your choice of 3 sets to suit your specific needs: Camshaft only, Cam and lifters, or full set. The full set includes: camshaft, lifters, chain set, valve springs, valve spring retainers, valve locks, valve stem seals, assembly lube, instructions, and decals.

Item #	Description	RPM Range	Adv. Dur.	Lift	Price
222008A*	camshaft	1000-5000	252"/260"	.425"/.440"	274.99 ea

Edelbrock



## Performer Plus Camshaft Set

Designed for optimum torque from the low end to the mid-range, Performer® Plus camshaft packages match with Performer® manifolds for vehicles operating from idle to 5500 RPM. They are smooth idling cams that provide for a major improvement in throttle response and torque. All camshafts include hydraulic lifters, assembly lube, and instructions. Most Performer® cams are 50 state street legal. Made in USA.

Item #	Year	Application	Duration	Lift	Price
83702*	1987-95	305/350 TBI	194"/214"	.398"/.442"	306.99 set
E2102*	1955-86	262-350	204"/214"	.420"/.442"	287.99 set
E2162**	1965-90	396-454	218"/228"	.500"/.500"	311.99 set

## CAMS for your High-Performance Street Machine!

The Magnum™ Cam is a great cam for high-performance driving in street applications. Provides 30-70% more horsepower and a rough and ready to rumble idle in small block or big block Chevy applications. The Magnum™ will not affect power accessories, but should be used with headers. This is the perfect cam for cruising. Xtreme Energy™ Cams are Comp Cams® series of hydraulic cams. They are designed to take advantage of the latest improvements in valve train components and the newest developments in camshaft design. Xtreme Cams can be used in any street or street/strip application where both throttle response and top end horsepower are desired. Increases horsepower from 20-70% over stock. Includes camshaft, lifters, chain set, valve springs, valve spring retainers, valve locks, valve stem seals, assembly lube, instructions, and decals.



## Magnum™ Cams

Item #	Application	RPM Range	Adv. Dur.	Lift	Price
222005D**	262-400ci	1800-5800	270"/270"	.470"	497.99 set

## Xtreme Energy™ Cams

Item #	Application	RPM Range	Adv. Dur.	Lift	Price
222006D**	262-400ci	1300-5600	262"/270"	.462"/.469"	449.99 set
222007D**	262-400ci	1600-5800	268"/280"	.477"/.480"	496.99 set
222035D**	396-454ci	1600-5800	268"/280"	.515"/.520"	578.99 set

Edelbrock



## Rollin' Thunder Performer RPM Camshaft

Designed for street high-performance applications, Performer® RPM cams provide power from 1500 to 6500 RPM. These hydraulic roller lifter camshafts reduce friction, virtually eliminate break-in problems and permit higher valve velocities for increased performance. Intended for use with OEM or Edelbrock hydraulic roller lifters sold separately. Made in USA.

Item #	Year	Application	Duration	Lift	Price
E2201**	1957-86	283-400	234"/238"	.539"/.548"	441.99 ea

# Intake Manifolds

New!



## 1958-86 V8 Tri-Power Intake Manifold

Offenhauser 360 degree Equa-Flow Tri-Power intake manifold makes good use of Chevy's 360 degree technology to feed all cylinders evenly and make more power. That combination delivers the fuel air charge evenly to all cylinders for more power without flat spots.

Note: Accepts three large base Rochester 2GC carburetors.  
 OF5254 1958-86 283-400..... 649.99 ea



The Air Gap design features an open air space that separates the runners from the hot engine oil.



## Performer Air Gap

Designed for 1955-86 small block Chevs, the great looks of the Performer Air-Gap along with the solid idle to 5500 RPM performance make this an ideal choice for street trucks. Fits spread-bore or square-bore carburetors. There is no provision for exhaust heated chokes or exhaust crossover. Made in USA.

Emissions Note: Ⓢ Non-CARB compliant (not legal for emission controlled vehicles).

### 1958-86 Small Block

Natural Finish  
 E2601 262-400ci non-EGR..... 376.99 ea



## Performer Manifold

Edelbrock Performer manifolds patented design greatly improves throttle response and torque over a wide RPM range, especially from idle through the mid-range. Manifolds are offered in EGR and non-EGR versions for most GM V8s. Made in USA.

Emissions Note: Ⓢ Non-CARB compliant (not legal for emission controlled vehicles).

### 1958-86 Small Block

Important: Will also fit 1987 and later stock aluminum cylinder heads. Will not fit Chevrolet Bow Tie cast iron cylinder heads.

Natural Finish  
 E2101 262-400ci non-EGR..... 257.99 ea  
 E3701 262-400ci with EGR..... 339.99 ea

Important: Not for 1987 and later stock aluminum cylinder heads. Will not fit Chevrolet Bow Tie or LTI cylinder heads.

Natural Finish  
 E2104 262-400ci non-EGR..... 329.99 ea



spread bore square bore



## Performer RPM Manifold

Performer RPM manifolds are dual plane, high rise intake manifolds with a 180 degree flaring, order to produce incredible top end horsepower while retaining good throttle response. Their larger plenums and runners match the free flowing exhaust, and high lift cams and other modifications of a high output engine.

Important: Will fit cast iron Chevrolet Bow Tie cylinder heads, but will not fit 1987 and later cast iron cylinder heads.

Emissions Note: Ⓢ Non-CARB compliant (not legal for emission controlled vehicles).

### 1958-86 Small Block

Natural Finish  
 E7101 square bore non-EGR..... 281.99 ea  
 E7104 spread bore non-EGR..... 339.99 ea



H8120



H8150 - profile



## 1958-86 Weiland SB Black Intake Manifold

Holley intake manifolds in carbon black ceramic coating. Provides the added benefits of corrosion protection, heat resistance and ease of cleaning. These dual plane, square bore, non-EGR manifolds fit 262-400 small block Chevrolet engines. The Street Warrior manifold has a power band from idle - 5500 RPM. The Speed Warrior manifold has a power band from 1500 - 6700 RPM.

Emissions Note: Ⓢ Non-CARB compliant (not legal for emission controlled vehicles).

Weiland Street Warrior - 3-1/2" Front and 4-1/2" Rear  
 H8120 1958-86 Street Warrior..... 291.99 ea  
 Weiland Speed Warrior - 4-1/2" Front and 5-27" Rear  
 H8150 1958-86 Speed Warrior..... 310.99 ea

New!



OF1035



OF1409

## 1958-82 Six Cylinder Intake Manifold

Offenhauser multi-carburetor intake manifolds are ideal for situations where you want to get a nostalgic look, but still have a custom appearance. Precision machined from cast aluminum, these manifolds are designed to equalize fuel distribution to all cylinders, which improves fuel economy, and produces better power with smoother response across the RPM range. Includes throttle brackets/linkage and instructions.

Emissions Note: Ⓢ Non-CARB compliant (not legal for emission controlled vehicles).

Dual Carburetor Intake Manifold  
 OF1035 1958-62 235 ci..... 721.99 ea

Triple Carburetor Intake Manifold  
 OF1409 1958-62 235 ci..... 631.99 ea



## Performer RPM Air Gap

The Air Gap design features an open air space that separates the runners from hot engine oil, resulting in a cooler, denser intake charge that delivers more power. RPM Air Gap manifolds are modeled after Performer RPM intakes for street power from 1500 to 6500 RPM. Made in USA.

Emissions Note: Ⓢ Non-CARB compliant (not legal for emission controlled vehicles).

### 1958-86 Small Block

Natural Finish  
 E7501 262-400ci non-EGR..... 356.99 ea

Important: Will also fit Edelbrock E-Tec heads.

Natural Finish  
 E7516 262-400ci non-EGR..... 431.99 ea

Important: Will also fit Edelbrock E-Tec heads.

396-502ci Big Block (non-EGR)  
 Natural Finish  
 E7561 square bore oval port heads 438.99 ea  
 E7562 square bore rect port heads 468.99 ea

# Intake Manifolds



## Performer EPS Intake Manifold

The Performer EPS is optimized to deliver superior performance with Edelbrock square-bore Performer Series carburetors on 1986 and earlier small block Chevrolet engines. This manifold has a runner design that's tuned for peak power around 3500 RPM on a 350 V8 and has a power range of idle to 5500 RPM. Includes: machined hole for filler tube, filler tube, and push-in breather cap. Give your engine that "in the day" look.

**Emissions Note:** Ⓢ Non-CARB compliant (not legal for emission controlled vehicles).

E2703 1958-68 w/oil fill tube ..... 322.99 ea



## 1958-90 V8 Equa-Flow Dual Quad High Rise Intake Manifold

Offenhauser 360 degree Equa-Flow dual quad intake manifolds make good use of Offy's 360 degree technology to feed all cylinders evenly and make more power. This results from their single plane configuration, with its unique split plenum chamber and tuned intake runners. That combination delivers the fuel air charge evenly to all cylinders for more power without flat spots.

**Note:** \*Works with AFB carburetors only.

**Emissions Note:** Ⓢ Non-CARB compliant (not legal for emission controlled vehicles).

### High Rise Dual Quad

**Small Block, 283-400**  
OF5694\* 1958-86 square bore..... 749.99 ea  
OF5745\* 1958-86 spread bore..... 855.99 ea

**348 Only**  
OF5695 1958-65 square bore..... 824.99 ea  
OF5746 1958-65 spread bore..... 878.99 ea

**Big Block, 396-454 - High-Performance**  
OF5594 1965-76 square bore..... 765.99 ea

**Big Block, 396-454 - Rectangular Port**  
OF5747 1965-76 spread bore..... 878.99 ea

**Big Block, 396-502 - Oval Port**  
OF6276 1965-90 spread bore..... 935.99 ea  
OF6274 1965-90 square bore..... 878.99 ea

**Big Block, 396-502 - Square Port**  
OF5696 1965-90 square bore..... 878.99 ea

### Low Rise Dual Quad

**Small Block, 283-400**  
OF5253 1958-86 square bore..... 649.99 ea  
OF5603 1958-86 spread bore..... 751.99 ea

**Big Block, 396-454 - Rectangular Port**  
OF5605 1965-76 square bore..... 878.99 ea

**Big Block, 396-502 - Oval Port**  
OF6277 1965-90 spread bore..... 878.99 ea  
OF6275 1965-90 square bore..... 839.99 ea

**348 Only**  
OF5492 1958-65 square bore..... 702.99 ea  
OF5610 1958-65 spread bore..... 798.99 ea



## 1983-90 V8 Equa-Flow Single 4BBL High Rise Intake Manifold

Offenhauser 360 degree Equa-Flow single quad high rise square bore intake manifolds make good use of Offy's 360 degree technology to feed all cylinders evenly and make more power. This results from their single plane configuration, with its unique split plenum chamber and tuned intake runners. That combination delivers the fuel air charge evenly to all cylinders for more power without flat spots.

**Emissions Note:** Ⓢ Non-CARB compliant (not legal for emission controlled vehicles).

### High Rise Single Quad

**Small Block, 283-400**  
OF5693 1958-86 square bore..... 525.99 ea  
OF5744 1958-86 spread bore..... 605.99 ea

**Big Block, 396-454 - Rectangular Port**  
OF5767 1965-76 spread bore..... 685.99 ea

**Big Block, 396-454 - Oval Port**  
OF5815 1965-76 spread bore..... 685.99 ea

**Big Block, 396-502 - Oval Port**  
OF5766 1965-90 square bore..... 685.99 ea

**Big Block, 396-502 - Square Port**  
OF5814 1965-90 square bore..... 685.99 ea

### Low Rise Single Quad

**Small Block, 283-400**  
OF5616 1958-86 square bore..... 572.99 ea  
OF5617 1958-86 spread bore..... 574.99 ea



## 1963-74 Six Cylinder Intake Manifold


Offenhauser intake manifolds are ideal for situations where you want to get a nostalgic look, but still have good performance and a custom appearance. Precision machined from cast aluminum, these manifolds are designed to equalize fuel distribution to all cylinders, which improves fuel economy, and produces better power with smoother response across the RPM range. Includes throttle brackets/linkage and instructions.

**Emissions Note:** Ⓢ Non-CARB compliant (not legal for emission controlled vehicles).

**Dual Carburetor Intake Manifold**  
OF5415 1963-74 194, 230, 250..... 811.99 ea

**Triple Carburetor Intake Manifold**  
OF5414 1963-74 194, 230, 250..... 811.99 ea

**Single Quad Intake Manifold**  
OF5416 1963-74 194, 230, 250..... 721.99 ea



## 1964-86 Small Block Performer EPS Intake Manifold

This manifold has a revolutionized runner design that is tuned for peak power around 3500 RPM on a 350 V8, and has a solid power range of idle to 5500 RPM. Match it with a Performer Series carb for maximum performance gains. For non-EGR applications. Made in USA.

**Important:** Not for 1987 and later cast iron Chevrolet Bow Tie cylinder heads. Will fit 1987 and later stock aluminum cylinder heads.

**Emissions Note:** Ⓢ Non-CARB compliant (not legal for emission controlled vehicles).

### 1964-86 Small Block

E2701 262-400ci natural finish.... 195.99 ea



## 1965 350 Big Block Intake Manifold

Reproduction of the factory intake manifold for 1965 Chevrolet L37 396/375HP, 396/425HP big block models including Impala models. This reproduction intake manifold will replace the original exact and features a rectangular port with open plenum.

16128 1965 open plenum..... 329.99 ea



## 1958-86 V8 Dual Port Intake Manifold

Offenhauser Dual Port intake manifolds feature completely separate runner systems for the primaries and secondaries for more power across the RPM range. At low load, the primaries feed the air/fuel charge through the smaller bottom passages at near sonic speed, improving power and efficiency. When the secondaries open, their charge goes through the bigger, cooler upper passages.

**Emissions Note:** Ⓢ Non-CARB compliant (not legal for emission controlled vehicles).

### High Rise Dual Port


**Big Block, 396-454 - Oval Port**  
OF6045DP 1965-76 square bore..... 669.99 ea

### Low Rise Dual Port

**Small Block, 262-400**  
OF6008DP 1958-86 spread bore..... 604.99 ea

**Small Block, 283-400**  
OF6007DP 1958-86 square bore..... 604.99 ea

# Intake Manifolds



E27161

## 1964-86 Chevy Performer EPS Vortec

The performer EPS dual plane manifold is optimized to deliver superior performance with Edelbrock square bore Performer Series or Thunder Series AVS carburetors. The runner design is "tuned" for peak torque around 3500 RPM on a 350 inch engine and it's ideal for off idle through 5500 RPM. Dyno-tests showed gains averaging 5+ ft lbs of torque from 3000 to 4500 RPM for more performance where you need it most.

**Emissions Note:** Ⓢ Non-CARB compliant (not legal for emission controlled vehicles).

**Natural Finish**  
E27161 Vortec ..... 339.99 ea

**Black Finish**  
E27163 Vortec ..... 463.99 ea



## 1966-68 350 High Rise Intake Manifold

Reproduction aluminum high rise intake manifold for 1965-68 Chevrolet full size big block (396/427-375HP) models with special high-performance engines. This reproduction rectangular port, big block intake manifold is manufactured to correct factory specifications and is the manifold found on all original high-performance L78 motors. Features "snowflake" foundry mark, "firing order" casting 18436572 and part #9333163 cast into the manifold.

3933163 1966-68 cast #3933163..... 399.99 ea



14964

## 1968-70 Reproduction Intake Manifold

Reproduction aluminum intake manifolds.

### 1968-69 396/375HP

**Note:** Fits big blocks with high-performance cast iron or aluminum rectangular intake port heads.

14964 1968-69 casting #3933163... 399.99 ea

### 1970 396HP

**Note:** For models with optional RPO L56, L78, or L89.

14438 1970 casting #3963569... 319.99 ea



## 1969-70 350 Aluminum Intake Manifold

Reproduction aluminum intake manifold for 1969-70 Chevrolet 350 small block models. Manifold is manufactured to exact factory specifications featuring the correct #3972116 casting including the correct firing order. This authentic reproduction also includes the correct "Winters" foundry logo for complete authenticity. Manufactured to function as original.

3972116 1969-70 cast #3972116.... 599.99 ea



## Performer 4.3L V6 Intake Manifold

Designed for street 1987-93 Chevrolet 4.3L V6 with factory Throttle Body Injection. The Performer 4.3L intake manifold provides outstanding throttle response and torque increases from idle to 5500 RPM. This is a stock replacement/street legal part for 1987-93 4.3L T.B.I. with EGR.

**Note:** Not for vehicles with flash memory.

**Emissions Note:** Ⓢ Non-CARB compliant (not legal for emission controlled vehicles).

E3713 1987-93 4.3L V6..... 566.99 ea



## Performer Intake Manifold

This Edelbrock Performer intake manifold is designed for street 253-304-308 c.i.d. Holden V8 engines. This Performer intake manifold is a dual plane design that is tuned for excellent throttle response from idle to 5500 RPM. The Performer Holden manifold has been designed to fit both cylinder head bolt hole patterns. Fillet holes have been drilled on each side of the exhaust crossover for early or late model cylinder heads and will need to be drilled out depending on application. The intake manifold will not fit EFI heads (see #7594). It accepts both square bore and spread bore carbs. The manifold fits red/blue/black engines. It does not have a provision for external heat crossover. The intake manifold includes an Edelbrock square-bore carb adapter plate #2732, carb gasket, and carb studs.

**Emissions Note:** Ⓢ Non-CARB compliant (not legal for emission controlled vehicles).

E2194 Holden V8..... 513.99 ea



H300122

## EFI Modular Cathedral Port Intake Manifold

Holley is proud to introduce select intake manifolds in their all new carbon black ceramic coating! The coating provides an aggressive yet subtle look that goes perfectly with the understated build styles that are popular today. The Holley GM L51/L52/L56 Modular Hi-Ram intake manifold is introduced as a cost effective alternative to fabricated sheet metal for high-performance applications where induction system height is not limited.

**Emissions Note:** Ⓢ Non-CARB compliant (not legal for emission controlled vehicles).

H300122 L51/L52/L56 92mm..... 1097.99 ea

H300123 L51/L52/L56 105mm..... 1169.99 ea



H300116

## EFI Modular Hi-Ram Intake Manifold

Holley is proud to introduce select intake manifolds in their all new carbon black ceramic coating! The coating provides an aggressive yet subtle look that goes perfectly with the understated build styles that are popular today. Plus the coating provides the added benefits of corrosion protection, heat resistance and ease of cleaning. This Holley GM L51/L52 Modular Hi-Ram intake manifold is introduced as a cost effective alternative to fabricated sheet metal for high-performance applications where induction system height is not limited.

**Emissions Note:** Ⓢ Non-CARB compliant (not legal for emission controlled vehicles).

H300116 L51/L52 92mm..... 1097.99 ea

H300117 L51/L52 105mm..... 1169.99 ea



## EFI Modular Mid-Rise Intake Manifold

The Modular Mid-Rise intake utilizes the popular Holley L51/L52/L56 cathedral port Mid-Rise 2 x 4 intake manifold along with a purpose built plenum base adapter and a Holley 92MM EFI plenum top which converts it into a Mid-Rise EFI intake manifold. With a max overall height of only 10.44", the Mid-Rise manifold is an excellent choice for street and performance street/strip applications with a power band from 1500-6500 RPM and limited hood clearance. It's perfect for turbocharged, or normally aspirated applications.

**Emissions Note:** Ⓢ Non-CARB compliant (not legal for emission controlled vehicles).

H300126 L51/L52/L56 92mm..... 1034.99 ea

# Intake Manifold Parts



## Oil Return Screen Set

This oil return screen set is inexpensive insurance on any modified small block Chevy engine. The screens install in and over the oil drain holes in the lifter valley, trapping debris from valvetrain failure, keeping it out of the oil pan. Includes: galley plugs, screens, and a special epoxy for installation.

225000 oil return screen..... 42.99 set



225050



225050  
detail view

## Lifter Valley Oil Baffle

This aluminum lifter valley baffle simply snaps into place in the lifter valley, shielding the bottom of the intake manifold from hot oil to keep incoming air cool and dense. It also keeps excess oil out of the valve covers and holds lifters in their bores in case of pushrod or rocker arm failure.

*Note: Due to minor variations in block castings minor trimming may be required. Not for use with roller lifters.*

225050 small block Chevy baffle..... 52.99 ea  
225100 big block Chevy baffle..... 52.99 ea

## 1967-70 SB and BB Fitting

Fitting for small block and big block engines with air conditioning and automatic transmissions.

K0123 1967-70..... 17.99 ea

## 1967-70 SB and BB Fitting

Fitting for small block and big block engines with 4 barrel carburetors and automatic transmissions.

K0167 1967-70..... 19.99 ea

## 1964-70 SB and BB Fitting

Fitting for small block and big block engines with 4 barrel carburetors and 4-speed transmissions.

K0122 1964-70..... 21.99 ea

## 1968-69 R with 4-Speed Fitting

Fitting for all models which include a 4-speed transmission without air conditioning.

K0124 1968-69..... 17.99 ea



109216

109999




## Stovebolt Intake Manifold Heat Plate

Installing aftermarket exhaust manifolds or headers on 194-292ci 6 cylinder engines requires an intake manifold heating system for proper performance. This manifold heater plate using temperature regulated coolant circulated through the cooling system, rather than extremely hot exhaust gas, CNC-machined from 3/8" heavy gauge aluminum and includes barbed brass fittings and instructions. Made in USA.

*Note: Gaskets and mounting hardware not included. \*On vehicles without a water outlet on the thermostat housing use thermostat housing spacer 4010085.*

109216\* 216ci engine..... 51.99 ea  
109999 194, 230, 250 & 292ci engine 51.99 ea



## Fenton Intake Manifold Heater

The Fenton intake manifold heater set directs heat to the intake manifold for better fuel atomization. The heater is designed to be used with the Fenton intake manifold AJS315 and Fenton dual headers AJS312 on 1953-62 models with 235 and 261 ci 6 cylinder engines. Set includes: intake plate, gasket, hardware, tubing, and fittings for installation.

*Note: Can be used on most Offenhauser dual or triple carburetor and stock intake manifolds but some modification may be necessary.*

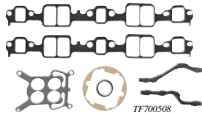
AJS317..... 58.99 ea



## Fenton Intake Linkage Set

This set includes all of the necessary linkage components to complete the installation of a Fenton 6 cylinder dual carburetor intake system. All components are made of high-quality stainless steel. Set includes: the bellcrank, pushrod to carbs, return spring clip, and accelerator return spring.

AJS316..... 77.99 set



TF700508


## 1958-61 Intake Gaskets

Reproduction intake manifold gaskets for 1957-61 full size models.

**Engines with 4 Barrel Carbs**  
TF700508 1958-60 4 barrel..... 49.99 set  
TF700507 1958-61 dual 4 barrel..... 57.99 set

**Fuel Injected Engines**  
TF700506 1958..... 74.99 set

New!



## 1958-62 Intake to Exhaust Gasket

High-quality Fel-Pro replacement intake to exhaust manifold gasket for 1958-62 Chevrolet L6 engines. Built to exceed all original equipment specifications.

8988FP 1958-62 235 ci..... 3.99 ea

New!

FELPRO



MS9786

## 1958-79 Intake and Exhaust Gasket Set

High-quality Fel-Pro replacement intake and exhaust manifold combination gaskets for various 1958-79 Chevrolet L6 engines. Built to exceed all original equipment specifications.

MS9193B 1958-62 235 ci..... 10.99 set  
MS9786 1963-79 230, 250 ci..... 14.99 set

Edelbrock



E7201



## 1958-80 Intake Manifold Gaskets

These gaskets are matched to Edelbrock Performer, Performer RPM and Victor Jr. cylinder heads and manifolds and designed to optimize performance and flow. New micro-pore synthetic fiber composite construction makes these gaskets impervious to most chemicals with high recovery under compression. They will conform to imperfections on sealing surfaces at lower flange pressures and include a nitrile bead around each port opening for a durable seal. Made in USA.


**With 1.28" x 2.00" Ports**  
E7201 1958-86 SB 302-400..... 26.99 set

**With 1.82" x 2.54" Rectangular Ports**  
E7202 1965-90 BB 396-502..... 32.99 set

**With 1.82" x 2.05" Oval Ports**  
E7203 1965-90 BB 396-454..... 26.99 set

# Intake Manifold Parts

New!



FELPRO

MS9617

## 1958-81 Intake Manifold Gasket Set

High-quality Fel-Pro intake manifold gasket set for 1958-81 Chevrolet V8 engines built to exceed all original equipment specifications.

MS9617	1958-68	small block	16.99 set
MS903142	1969-81	small block	17.99 set
MS9459B	1958-65	348, 409 ci.	27.99 set
MS902402	1965-77	BB - oval port.	13.99 set
MS90005	1965-72	BB - sq port.	21.99 set

New!



## 1969-81 Intake Manifold Gaskets

Premium intake manifold gaskets for small block GM engines. All gaskets are made from non-asbestos materials that meet and exceed all OE specifications.

43221	1969-81	SB	carbureted	14.99 set
-------	---------	----	------------	-----------

New!



FP headmark

M headmark

A headmark



G5463K

## 1966-72 BB Intake Manifold Bolt Set

Reproduction intake manifold mounting hardware set for 1966-72 full size models with a big block engine. This high-quality hardware set features original style fasteners with the correct finish and headmarks, 16 pieces.

**For Cast Iron Intake Manifold**

G6610K	1966-68	"FP" headmark	28.99 set
G5453K	1966-68	"M" headmark	28.99 set
G5463K	1969-72	"M" headmark	36.99 set

**For Aluminum Intake Manifold**

K0117	1966-72	"A" headmark	23.99 set
-------	---------	--------------	-----------

New!



Edelbrock

ES504

## Intake Manifold Bolt Set

Edelbrock intake manifold bolt set is designed specifically for 1986 and earlier small block Chevy Edelbrock intake manifolds. The fasteners are Grade 5 cadmium finished steel bolts and include hardened washers.

ES504	1958-86	SB	Hex head	32.99 set
ES564	1965-90	BB	12 point	47.99 set



ARP

AR4342I

## Intake Manifold Bolt Set

ARP intake manifold bolts are designed for precision and strength. Available in choice of black oxide finished chromoly or corrosion resistant stainless steel, as well as Hex or 12 point heads. Both materials are nominally rated at 170,000 psi. Washers included.

*Note: \*On all torque applications the bolt sets will fit most aftermarket aluminum intakes.*

**Small Block - 265-400**

AR13421	black	Hex	22.99 set
AR34211	black	12 point	23.99 set
AR43421	stainless	Hex	38.99 set
AR42111	stainless	12 point	36.99 set

**Small Block - Vortec**

AR13422*	black	Hex	20.99 set
AR13413*	black	12 point	22.99 set
AR43422*	stainless	Hex	28.99 set
AR43412*	stainless	12 point	30.99 set

**Small Block - Tuned Port**

AR13424	black	Hex	81.99 set
AR13414	black	12 point	85.99 set
AR43424	stainless	Hex	122.99 set
AR43414	stainless	12 point	131.99 set

**Big Block - 396-454**

AR13521	black	Hex	28.99 set
AR13511	black	12 point	31.99 set
AR43521	stainless	Hex	48.99 set
AR43511	stainless	12 point	56.99 set

**Big Block - 502**

AR13522	black	Hex	39.99 set
---------	-------	-----	-----------



K0079

## Intake Manifold Bolt Set

Reproduction intake manifold bolts featuring correct head markings. For all factory aluminum intake manifolds. These bolt sets are reproduced specifically for a restorer who wants cosmetically correct bolts for small block or big block engines.

*Note: \*Models with cast iron intake and 325HP or 350HP.*

**1965-72 Small Block**

K0079	all	.....	24.99 set
-------	-----	-------	-----------

**1965-90 Big Block**

K0117*	cast iron intake	.....	23.99 set
--------	------------------	-------	-----------



AK121A

## Chrome Intake Manifold Bolt Set

Your choice of polished stainless steel or chrome. Available in Hex head or Allen head configurations.

**Small Block**

AK122A	Hex head	polished chrome	33.99 set
AK122B	Hex head	polished stainless	58.99 set
66351	Allen head	polished chrome	26.99 set

**Big Block**

AK121A	Hex head	polished chrome	42.99 set
AK121B	Hex head	polished stainless	77.99 set



C

D

E

Flames

Bow Tie

SS



## Intake Manifold Bolt Set

Dress-up under the hood with a set of these beautiful polished stainless steel or chrome-plated timing cover bolts.

*Note: Must specify logo suffix after part number: C - Flames, D - Bow Tie, E - SS.*

**Chrome**

56469CD	thru-87	small block	38.99 set
56479CD	thru-87	big block	51.99 set
56402C	thru-87	LT1	41.99 set

**Stainless Steel**

56469SD	thru-87	small block	31.99 set
56479SD	thru-87	big block	43.99 set
56402S	thru-87	LT1	37.99 set



## 1958-82 Intake Manifold Washer Set

Though not originally equipped, these special stainless steel washers help protect the aluminum which is directly in contact with head of intake bolt. 12 stainless steel, zinc-plated, flat washers.

154215	1958-82	small block	11.99 set
--------	---------	-------------	-----------



## 1958-84 Intake Washer Set

Intake manifold washer set for 1958-64 Chevrolet small blocks with aluminum intake manifold. Stainless steel is needed to keep bolts from marring aluminum intake manifolds. Washers are not visible after installation.

TF700554	1958-64	.....	9.99 set
----------	---------	-------	----------

# Valve Cover Sets



D141102

## Bow Tie Chevrolet Valve Covers

Embossed Bow Tie and the word "Chevrolet" provide for a distinctive appearance. Available in a low profile designed to clear factory rocker arms or a tall profile for engines equipped with roller rockers.

### Small Block 262-400ci

D141102	low profile.....	80.99 pr
D141103	tall profile.....	99.99 pr



D141751



D141784



D141784



D141905



## Bow Tie Chevrolet Valve Covers

These valve covers are made of heavy gauge steel, 20% thicker than typical aftermarket valve covers, greatly reducing the likelihood of leakage around the valve cover flange area caused by fasteners being over torqued. All valve covers bear the powerful Bow Tie and Chevrolet emblems. Valve covers are sold in pairs, equipped with air breather and PCV grommets.

### Small Block 262-400ci

#### Low Profile Valve Covers

D141750	black crinkle finish.....	84.99 pr
D141899	chrome finish.....	85.99 pr
D141784	orange finish.....	96.99 pr

#### Tall Profile Valve Covers

D141751	black crinkle finish.....	96.99 pr
D141905	chrome finish.....	99.99 pr



A26019



A26018

## Reproduction Small Block Valve Covers

Reproduction 1964-67 valve covers correct for standard 327 or L79 special high-performance engines. Available in either painted cast steel or bright polished chrome.

A26019	painted.....	139.99 pr
A26018	chrome.....	164.99 pr



C480



C481

## 1959-67 Chevrolet Script Valve Covers

Reproduction Chevrolet script valve covers. These quality valve covers are manufactured to factory specifications and feature the original style 1959-67 Chevrolet script. Available in chrome, black, or in a plain, chrome version without Chevrolet script.

C480	1959-67	chrome.....	199.99 pr
C481	1959-67	black.....	149.99 pr
C482	1959-67	chrome (no script).....	169.99 pr



D141920



D141931

## 1958-86 Slant Edge Valve Covers

Chevy "Bow Tie" logo Slant Edge perimeter Volt valve cover kits for 1955-86 Chevrolet 262-400ci engines. These die-cast aluminum valve covers feature a unique Slant Edge design with the Chevrolet and "Bow Tie" emblems either raised or recessed into the aluminum. Sold in pairs.

### 1958-86 - 262-400ci Engines

D141920	polished with black field.....	299.99 pr
D141924	orange with white.....	299.99 pr
D141925	gray with white.....	299.99 pr
D141926	polished - plain.....	259.99 pr
D141927	polished with red/black.....	299.99 pr
D141931	red with white.....	299.99 pr
D141932	blue with white.....	299.99 pr
D141939	unfinished with raised.....	239.99 pr
P141930	chrome.....	379.99 pr



952240



## Streamline Series Valve Covers

These tall valve covers are manufactured from cast aluminum with polished 2 piece billet accents. Available with a satin black powder coated or bead blasted and ready to paint. Includes stainless steel hardware and baffles. A great complement to Streamline series air cleaners! Made in USA.

952240	small block black pdr coated	294.99 pr
961240	big block black pdr coated.....	326.99 pr



141118



141119



141121



## 1958-86 Chevrolet Tall Valve Covers

PROFORM premium valve covers are die-cast aluminum, manufactured to GM specifications, equipped with internal oil drippers and GM designed baffles. Choice of recessed or raised and milled Bow Tie and CHEVROLET emblems, inlaid with black or red paint. All valve covers with baffles include grommets. All valve covers sold in pairs.

### Recessed Emblem

141118	1958-86	orange.....	199.99 ca
141121	1958-86	carbon style.....	349.99 ca

### Raised Emblem

141119	1958-86	black crinkle.....	199.99 ca
141120	1958-86	orange.....	199.99 ca





# Valve Cover Sets



G7198

## Chrome Bow Tie Center Bolt Valve Covers

These Proform stamped steel baffled valve covers for late model center bolt small blocks sport a brilliant chrome finish and include grommets. Feature a unique finned look with Bow Tie and racing stripe accent in bright red to add a touch of style to your engine compartment.

<b>1987-up Small Block 305-350ci</b>	
G7198 center bolt style .....	183.99 pr
<b>1987-up Small Block Pre-LS V8</b>	
141105 center bolt style .....	199.99 ea

**New!**



141789



141810



## 1965-76 Stamped Valve Covers

Latest Look! For Chevrolet big block engines, V8, 1965-76. These tall stamped steel valve covers are electrostatically painted and baked with a durable high-tech, epoxy, and finished with the famous Chevrolet and Bow Tie emblems. These CHEVROLET Bow Tie valve covers are made of heavy gauge steel, 20% thicker than typical aftermarket valve covers, greatly reducing the likelihood of leakage around the valve cover flange area caused by fasteners being over torqued. Stamped valve covers are offered in either tall or production height (short). Oil restricting baffles are offered in many valve covers for those who wish to maintain the PCV look up. All valve covers are sold in pairs, equipped with air breather and PCV grommets, unless specified otherwise.

**Note:** Production height Chevy valve covers and valve covers with baffles will not clear most stud girdle applications.

### Tall Valve Covers

141787 1965-76 orange.....	149.99 ea
141811 1965-76 black crinkle.....	149.99 ea
141813 1965-76 chrome.....	148.99 ea


### Short Valve Covers

141789 1965-76 orange.....	134.99 ea
141810 1965-76 black crinkle.....	134.99 ea
141812 1965-76 chrome.....	134.99 ea

**New!**



711029B



711029C



711029D



## Chevrolet Staggered Bolt Valve Covers

Classic Industries® offers these nostalgic cast aluminum valve covers to help bring back that classic look. Features: raised "CHEVROLET" script and strong aluminum construction. Includes mounting hardware. These covers have perimeter mounting with staggered or offset bolt holes for 1955 to early 1959 cylinder heads. The mid-height design clears most roller rockers.

**Note:** No provision for PCV, breather or oil fill. Gaskets not included.

711029A 1958-59 "As Cast" .....	464.99 pr
711029B 1958-59 black.....	654.99 pr
711029C 1958-59 orange.....	654.99 pr
711029D 1958-59 polished.....	774.99 pr



D141108



D141116



## Bow Tie Die-Cast Aluminum Valve Covers

These unique valve covers feature an embossed Bow Tie and the word "Chevrolet" for a distinctive appearance. Tall profile design allows for clearance of roller rockers. Your choice of three finishes.

### Small Block 262-400ci

D141108 polished.....	199.99 pr
D141116 black crinkle finish.....	199.99 pr
D141117 chrome.....	299.99 pr



E4449



E4443



E4643



E4443

## Signature Series Valve Covers

These quality baffled valve covers accept all emissions equipment including PCV valve. Rubber grommets for the breather and PCV holes are included. Mounting breathers are sold separately. Applications are available in chrome or black powder coated finish.

**Important:** Tall valve covers are 1-1/4" taller than stock, and clear most roller rockers and valvetrain components except stud girdles. Low profile valve covers clear AC and alternator brackets.

**Emissions Note:** \* Non-CARB compliant (not legal for emission controlled vehicles).

<b>1962-79 Small Block</b>		
E4449 low profile chrome.....	56.99 pr	
E4443 low profile black.....	56.99 pr	
E4649 tall profile chrome.....	72.99 pr	
E4643* tall profile black.....	78.99 pr	

### 1965 and Later Big Block

E4480 low profile chrome.....	78.99 pr
E4483 low profile black.....	87.99 pr
E4680 tall profile chrome.....	83.99 pr
E4683 tall profile black.....	92.99 pr

**New!**



## Elite Series II Valve Covers

Features a design that is influenced by the original Elite Series released in 1985, but with a new modern take on this classic look. They're made from heavy gauge, die-cast aluminum and are finished off with a show quality high luster polished finish. The raised fins are accented by a contrast gloss black finish between the fins for the definitive Elite Series look. Edelbrock's tall profile valve covers are 2" taller than stock, and clear most roller rockers and valvetrain components. Our low profile valve covers clear all air conditioning, alternator brackets, and aluminum rockers. Overall height is measured from gasket flange to top at the highest point.

**Emissions Note:** \* Non-CARB compliant (not legal for emission controlled vehicles).

<b>1959-86 Small Block 262-400ci</b>		
E4262 standard polished.....	164.99 pr	
E4263 tall polished.....	186.99 pr	

# Valve Cover Sets



## 1968 SS Valve Covers Paintable

Reproduction painted valve cover for Impala models. Original design valve covers for SS-350 ready for paint. Correct wire retainers and factory stamping mark included as original.

A9500105 1968 paintable..... 118.99 pr



T9216B



66710

## Chrome Valve Cover Set

Dress-up your engine in brilliant show quality chrome with baffled valve covers in a variety of configurations to meet your specific needs. Small block and big block applications come in your choice of tall or short valve covers. Each baffled valve cover features a 1-1/4" diameter hole for valve cover grommets that are sold separately.

Note: \*T9518 features a hole for twist-on oil cap sold separately. \*\*Not for vehicles with factory disc brakes.

### Small Block - 262-400ci

T9216B low profile..... 43.99 pr  
T9518\* with twist-on oil cap hole..... 33.99 pr  
T9215 tall profile..... 31.99 pr

### Big Block - 396-454ci

Each baffled valve cover features a 1-1/4" diameter hole for valve cover grommets that are sold separately.  
66710\*\* low profile..... 60.99 pr  
66716\*\* tall profile..... 43.99 pr



Holley

## M/T Valve Covers


Each die-cast valve cover is precision manufactured with knock-out plugs for stock PCV (smog control) and oil fill installations. Available in either polished or krinkle black finish.

**Small Block**  
H24182 polished..... 258.99 pr  
H24183 krinkle black..... 217.99 pr  
**Big Block**  
H24184 polished..... 269.99 pr  
H24185 krinkle black..... 237.99 pr

OE AUTHORIZED



VC1220



VC1212



K0100



K0087



3851736



K0083

## OE Style Big Block Valve Cover Set

One of a kind reproduction of the original type baffled valve covers for 396-454ci big block. Each set features correct OE style plug wire retainer tabs, correct diameter grommet holes, and oil filler cap holes. Applications are available with or without notch for booster and with original factory type oil drippers or without oil drippers. Choose triple chrome-plated finish or paintable covers. Individual components are also available.

Note: Notched valve covers are correct for 1965-67 Corvette models where clearance of brake booster is a concern.

### Without Booster Notch

Each baffled valve cover features correct diameter hole for valve cover grommets that are sold separately.

### Big Block 396-454ci

VC1220 paintable with oil drippers... 69.99 pr  
VC1210 chrome with oil drippers... 76.99 pr  
T9503 chrome w/o oil drippers... 49.99 pr

### With Booster Notch

Each baffled valve cover set features indentation on corner of one valve cover for clearance of power brake booster.

### Big Block 396-454ci

VC1216 paintable with oil drippers... 69.99 pr  
VC1212 chrome with oil drippers... 74.99 pr  
T9504 chrome w/o oil drippers... 54.99 pr

### Individual Components

**Oil Filler Cap - Features "S" Rivet**  
3851735 1965-76 zinc..... 14.99 ea  
3851736 1965-76 chrome..... 22.99 ea

**Bolt and Retainer Set - "TR" Headmark**  
K0100 1965-76 28 piece..... 34.99 set

**Grommet Set**  
K0083 1965-76 8 piece..... 8.99 pr

**Plug Wire Stands**  
K0087 1965-76 4 piece..... 11.99 set



T9842

## Valve Covers with Embossed Logo

Dress your engine compartment with these beautiful chrome valve covers for small block or big block engines. Each set features your choice of engine logos embossed directly on top of valve cover.

### Small Block

Each valve cover features a 1-1/4" diameter hole for valve cover grommets that are sold separately.

T9854 low profile with "327" logo..... 29.99 pr  
T9853 tall profile with "327" logo..... 36.99 pr  
T9842 low profile with "350" logo..... 46.99 pr  
T9841 tall profile with "350" logo..... 39.99 pr

### Big Block

Each valve cover features a 1-1/4" diameter hole for valve cover grommets that are sold separately.

T9855 tall profile with "396" logo..... 39.99 pr  
T9844\* low profile with "454" logo..... 58.99 pr

CARS & COMPONENTS



9107C

## 1958-85 Six Cylinder Valve Cover

Original style replacement six cylinder valve covers for 1958-85 Chevrolet full size models. 1958-62 valve covers feature a twist-on style oil fill hole. 1962-85 valve cover requires K0083 grommets and ST10072 oil plug sold separately.

**230, 250ci**  
T9233 1963-85 chrome..... 30.99 ea  
**235ci**  
9107C 1958-62 chrome..... 45.99 ea  
9107PBK 1958-62 black..... 45.99 ea



HS90004B

## Fabricated Aluminum Valve Covers

Sniper's fabricated aluminum valve covers gives you an excellent way to add a high end fabricated look without the high end price. They offer you a lightweight and tough valve cover for your favorite street, off-road or racing machine. These valve covers are constructed of 6061-T5 sheet aluminum and precision TIG welded for a proper fit. Available in silver anodized or black coated finishes. Cover include mounting hardware for quick and simple installation.

### Natural Finish

1959-86  
H890010 283-400 small block..... 170.99 pr

### Black Finish

1959-86  
H890010B 283-400 small block..... 175.99 pr  
1965 and later  
H890004B 396-454 big block..... 191.99 pr

# Valve Cover Sets



## Finned Aluminum Valve Covers

These reproduction finned aluminum valve covers were factory equipment for 1969-82 small block LT1 Corvette and Z28 Camaro models. Manufactured from heavy cast aluminum featuring oil drippers and baffles. Available in black powder coated or polished finish. Covers are sold in pairs and include gaskets. Can be used as a service replacement for 1959-86 models that require a PCV valve and vent tube.

### Valve Covers with Gaskets

A7700210 1969-82 black ..... 299.99 pr  
A7700211 1969-82 polished ..... 250.99 pr

### Mounting Bolt Set

K0070 1969-82 8 piece ..... 15.99 set

### OE Valve Cover Grommets

3989348 1969-82 elbow grommet 5.49 ea  
3989349 1969-82 PCV grommet... 4.99 ea

### Cross Flag Emblem

7017247 1969-82 X-flags ..... 11.99 ea

### Oil Filler Cap

G7219 1968-82 zinc coated ..... 21.99 ea

## Holley



## Vintage Series SB Valve Covers

Vintage Series valve covers are designed to fit all 1958-86 small block Chevrolet engines with perimeter bolt patterns. The die-cast aluminum construction ensures superb detail and reduces the chance of warped valve cover flanges and oil leaks. The valve covers stand 3-1/2" tall with pre-installed internal oil baffles on emission compliant models. The oil fill and PCV grommets are also included.

**Note:** If your engine has non-standard valvetrain components, such as a high lift camshaft, roller tip rocker arm, higher lift ratio rocker arms, stud guides, etc., there may be insufficient clearance.

**Emissions Note:** Ⓢ Non-CARB compliant (not legal for emission controlled vehicles).

### 1958-86 Small Block 262-400ci

H241240 natural with oil fill hole 170.99 pr  
H241241 polished with oil fill hole 217.99 pr  
H241242 black with oil fill hole 191.99 pr

**New!**



## 1958-74 Six Cylinder Aluminum Valve Cover

Offenhauser cast aluminum valve covers add the final touch to an engine. They feature a stout cast aluminum design for superior gasket sealing and the finned tops add style while dissipating engine heat. The covers have a high luster polished finish, with the classic Offenhauser name to top them off.

**Note:** \*For 1953-62 applications this valve cover is mounted to the 216 location center bolt studs. #OF2731 includes studs.

### Valve Cover and Stud Kit

OF2731\* 1958-62 235 ..... 448.99 kit

### Valve Cover

OF5417 1963-74 194, 230, 250..... 462.99 ea

**New!**



## 1963-85 L6 Engine Side Cover

Original style replacement 6-cylinder engine side covers for 1963-85 Chevrolet full size models. Available in chrome or black EDP coated.

**Note:** \*2 required per vehicle.

### Black EDP Coated

9108PBK 1958-62 235 ..... 37.99 ea

### Chrome

9108C 1958-62 235 ..... 37.99 ea

T9342\* 1963-85 230, 250 ..... 21.99 ea

## Clear Vue Valve Covers

Clear Vue valve covers are manufactured from a heat resistant clear material that will not warp, haze, or become yellow over time. Oil sheets off after high RPM in about 30 seconds. This valve cover is NHRA certified for Sportsman Gas Class vehicles. Set includes 2 clear valve covers and 2 stainless steel deflector plates. Made in USA.

**Important:** Spreader bars are recommended for installation.

**Note:** Bolts, breather cap, and spreader bars are not included. Not for use on methanol/supercarged engines.

10110 1958-86 small block ..... 499.99 set



## 1958-90 V-8 Aluminum Valve Covers

Offenhauser cast aluminum valve covers add the final touch to an engine. They feature a stout cast aluminum design for superior gasket-sealing and the finned tops add style while dissipating engine heat. The covers have a high-luster polished finish, with the classic Offenhauser name to top them off.

**Note:** \*For staggered bolt hole heads.

### Small Block Applications

OF328\* 1958 283 - tall ..... 478.99 pr

OF4056 1959-86 283-400 - tall. 592.99 pr

### Big Block Applications

OF5042 1958-65 348, 409 ..... 638.99 pr

OF5614 1965-90 396-502 - low 654.99 pr

OF5614HR 1965-90 396-502 - tall. 669.99 pr

## Valve Cover Stencil Set

These stencils will make repeating your smooth valve covers an easy task. For valve covers without holes for PCV and breather vents.

VCS001 Chevrolet script stencils ..... 17.99 pr

# Engine Dress-Up Sets

OE AUTHORIZED



T3043

## Engine Dress-Up Set with Timing Cover

Dress-up your engine in brilliant chrome with engine dress-up sets in a variety of configurations to meet your specific needs. Each set includes: valve covers, timing chain cover, timing tab, breather cap or oil cap and grommet, PCV grommet, oil dipstick, and tube.

**Emissions Note:** Non-CARB compliant (not legal for emission controlled vehicles).

### Small Block 262-400ci

T3043 low profile with breather cap.... 71.99 set  
T3048 low profile w/twist-on oil cap... 69.99 set  
T3042 tall profile with breather cap.... 69.99 set

### Big Block 396-454ci

T3047 low profile with breather cap.... 94.99 set  
T3046 tall profile with breather cap.... 89.99 set

OE AUTHORIZED



T3041

## Engine Dress-Up Set with T-Bolts

Dress-up your engine in brilliant shop quality chrome with engine dress-up sets in a variety of configurations to meet your specific needs. Each set includes: valve covers, T-bolts and retainers, breather or oil cap and grommet, PCV grommet, oil dipstick, and tube.

**Emissions Note:** Non-CARB compliant (not legal for emission controlled vehicles).

### Small Block 262-400ci

T3041 low profile with breather cap... 89.99 set  
T3101 low profile w/twist-on oil cap... 64.99 set  
T3040 tall profile with breather cap... 89.99 set

### Big Block 396-454ci

T3045 low profile with breather cap... 139.99 set  
T3049 tall profile with breather cap... 134.99 set



## Carbon Fiber Style Engine Dress Set

Now your small block Chevy engine can have the expensive look of carbon fiber without breaking the bank. These carbon style dress-up products are made from high-quality stamped steel with carbon fiber film adhered to the exterior surface. Each set includes: a pair of tall valve covers with baffles, a pair of rubber grommets, a 1 1/2" classic style open element air cleaner with filter and Bow Tie center nut, and a 3" breather cap.

**Emissions Note:** Non-CARB compliant (not legal for emission controlled vehicles).

D141710 carbon fiber style..... 339.99 set



D141002

## Engine Dress-Up Set with Bow Tie

Dress-up your engine in brilliant shop quality chrome with these officially licensed engine dress-up sets. Each set features the Bow Tie and Chevrolet logo stamped into the valve cover and matching accessories.

**Emissions Note:** Non-CARB compliant (not legal for emission controlled vehicles).

### Dress-Up Set with Timing Cover

Set includes: valve covers, timing chain cover, timing tab, breather cap, breather grommet, PCV grommet, spark plug wire retainers, oil dipstick, and tube.

D141001 SB 262-400ci low profile 159.99 set

### Dress-Up Set with T-Bolts

Set includes: valve covers, T-bolt set and retainers, breather cap, breather grommet, PCV grommet, spark plug wire retainers, oil dipstick, and tube.

D141002 SB 262-400ci low profile 165.99 set



R1128 - chrome tall valve covers

## Engine Dress-Up Set with Bow Tie

Complete engine dress-up sets for 262-400ci small block Chevrolet engines. Each set features a Bow Tie and Chevrolet wording. Sets include: valve covers, valve cover breather, valve cover nuts, valve cover hold down clamps, 14" air cleaner, Bow Tie air cleaner nut, and timing cover. Most sets are available with your choice of short or tall internally baffled valve covers.

**Emissions Note:** Non-CARB compliant (not legal for emission controlled vehicles).

### Dress-Up Set with Short Valve Covers

**Small Block 262-400ci**  
R1123 chrome crinkle finish..... 329.99 set  
R1125 chrome finish..... 346.99 set

### Dress-Up Set with Tall Valve Covers

**Small Block 262-400ci**  
R1124 black crinkle finish..... 299.99 set  
R1128 chrome finish..... 298.99 set



## Chevy Orange Engine Dress-Up Set

Complete engine dress-up sets for 262-400ci small block Chevrolet engines. Set features a Bow Tie and Chevrolet wording. Set includes: valve covers, valve cover breather, valve cover nuts, valve cover hold down clamps, 14" air cleaner, Bow Tie air cleaner nut, and timing cover. Available with tall internally baffled valve covers.

**Emissions Note:** Non-CARB compliant (not legal for emission controlled vehicles).

**Small Block 262-400ci**  
D141780 orange tall valve covers.... 299.99 set



## LS Coil Covers

Elegantly hides LS coil packs. Fits GM LS engines utilizing existing coil bracket mounting points. Has a cutout for the oil filler. Designed to fit LS crate motors and will not clear factory high mount alternators (such as those found on Corvettes) unless a cutout is fabricated or aftermarket alternator and brackets are used. Best suited for aftermarket serpentine pulley systems. Machined from 6063-T6 aluminum. Can be used with relocated coil packs for a lower profile appearance. Dimensions 19-1/2" x 5", available in black or mill finish. Made in USA.

P130 black finish..... 339.99 pr



A9700120

## Fabricated Aluminum LS Coil Covers

These fabricated aluminum covers hide the unsightly coil packs on LS1 and LS6 engines with center bolt valve covers. Made from formed and welded aluminum they include a billet aluminum oil fill extension and mounting hardware. Coil covers are available in clear anodized and polished finishes.

**Note:** Some applications may require modification.

A9700120 clear anodized..... 148.99 pr  
A9700121 polished..... 145.99 pr



## LS Coil Covers - Big Block Style

These coil covers from Holley Performance give modern LS engines a classic big block appearance. Made from a lightweight, durable composite that can be painted to match any color scheme and designed to fit on LS2, LS3, LS7, and other LS family engines using LS3 style valve covers and coils. Set includes: covers, OE style ball mount snap on studs, oil cap, oil fill adaptor, and detailed installation instructions.

**Important:** Covers are a universal fit and require trimming for proper installation.

H2421 LS coil covers..... 269.99 pr

# PCV Valves & Grommets



## Crankcase Evacuation System

This universal crankcase evacuation system replaces the standard PCV to air cleaner system by connecting to the exhaust system allowing exhaust pressure to pull the from the crankcase. Includes two simple pipes with one way valves that weld to the header collectors and are connected to dual valve cover breathers.

**Note:** For valve covers with 1-1/4" holes. Hoses not included.  
**Emission Note:** \* Non-CARB compliant (not legal for emission controlled vehicles).

20501 .....	62.99 set
-------------	-----------



## Dual Flow Adjustable PCV Valve

Stock PCV valves aren't designed for modified high-performance engines and their altered vacuum profiles. A mismatched PCV valve can cause oil leaks or oil contamination. Manage your crankcase pressure with this billet dual flow PCV valve. Once adjusted, the valve will provide optimal crankcase ventilation at all times. Valve fits 3/4" i.d. valve cover grommets and 3/8" i.d. PCV valve lines. An available adapter allows for use on 3/8" i.d. inline applications. PCV valve set includes: valve, vacuum gauge fitting, Allen wrench, and detailed instructions. Made in USA.

**Emission Note:** \* Non-CARB compliant (not legal for emission controlled vehicles).

DF1700* adjustable PCV valve.....	128.99 ea
DF1701* billet inline adapter.....	34.99 ea
DF1702 PCV valve rebuild set.....	15.99 set
DF1703 inline adapter.....	159.99 ea



## Aluminum PCV Valve

This aluminum housed PCV valve is just what you need to finish your engine bay detailing project. Manufactured with a 3/4" neck for 3/4" i.d. grommets. **Note:** Rubber grommet not included.

**Emission Note:** \* Non-CARB compliant (not legal for emission controlled vehicles).

T6068 polished PCV valve.....	30.99 ea
T6067 chrome PCV valve.....	34.99 ea



## 1955-93 PCV Valve

It is recommended to replace your PCV valves every tune-up. Fits 1955-93 six and eight cylinder full size models. These valves are essential in making sure your engine runs clean, and smoothly.

### 6 Cylinder

<b>Reproduction</b>			
PCV55 1955-61	235 and 283.....	59.99 set	
PCV55 1958-64	348 and 409.....	59.99 set	
PCV17 1963-65	V8, all.....	7.99 ea	
PCV100 1965-85	231.....	3.99 ea	
PCV82 1980-84	229.....	3.99 ea	

### 8 Cylinder

<b>Reproduction</b>			
PC18 1965-70	8 cylinder.....	8.99 ea	
PC20 1965-79	8 cyl. w/o AIR.....	3.99 ea	
PCV52 1966-73	V8, all.....	4.99 ea	
PCV109 1974-75	350.....	5.99 ea	
PCV76 1974-79	V8, all.....	3.99 ea	
PCV82 1985-90	4.3L.....	3.99 ea	
PCV159 1991-93	305, 350.....	11.99 ea	
PCV82 1992-93	4.3L.....	3.99 ea	



## 1962-72 PCV Valve Hose and Clamp

Excellent quality thick walled hose with 90 degree bend as original. Clamp available separately.

K0058 1962-72	hose only.....	14.99 ea
K0051 1962-72	clamp only.....	1.19 ea

## PCV Hose Retainer Clip

Reproduction of the late 60's-70's PCV hose retainer clip which holds the PCV hose in place on models with Holley carburetors. Mounts on RH forward carburetor stud. **Note:** Holley only.

K0133 PCV hose retainer clip.....	19.99 ea
-----------------------------------	----------



## 1970-84 Valve Cover Grommet

G9095 1970-79	3/4 i.d. x 3/16 o.d.....	5.99 ea
4091870 1976-79	3/4 i.d. x 1-1/4 o.d.....	3.99 ea
9776721 1975-79	all w/1" dia. hole.....	2.99 ea
1381487 1980-84	418 i.d. x 1.299 o.d.....	4.99 ea



## 1980-96 Valve Cover Grommet

4091870 1982-95	3/4 i.d. x 1-1/4 o.d. ....	3.99 ea
1381487 1980-81	418 i.d. x 1.299 o.d. ....	4.99 ea
9776721 1981-84	all w/1" dia. hole.....	2.99 ea
10240678 1994-96	all.....	6.99 ea

## Small Block Valve Cover Grommet

Correct small block valve cover grommet for insertion into the PCV valve hole or the valve cover to air cleaner elbow hole. One each required per vehicle. For all aluminum or black magnesium "Z28" style valve covers. Both have 3/4" i.d. x 1.516" o.d.

3989348	elbow grommet-OER* repro. ....	5.49 ea
3989349	PCV grommet-OER* repro.....	4.99 ea

## Big Block Valve Cover Grommets

Grommets for various applications including 1968-72 big block models. Included in the set is a 3/4" i.d. x 1-1/4" o.d. PCV valve grommet and a 7/8" i.d. x 1-1/4" valve cover to air cleaner elbow grommet.

K0083	PCV and elbow set of grommets	8.99 pr
T4998	PCV only, 3/4" i.d. x 1-1/4" o.d.	2.99 ea

## Specialty Grommet

This is a rubber oil baffle and breather grommet all in one! The angled slots on the bottom and foam insert stop oil seepage and act as a baffle. Installs on all steel valve covers with 1-1/4" diameter breather holes. Utility plug manufactured in rubber for valve covers with 1-1/4" diameter holes. Will plug up the opening hole when not using PCV or oil filler cap applications.

T9358	rubber baffle - individual.....	2.99 ea
T9359	rubber baffle - pair.....	2.99 pr
G7229	utility plug.....	11.99 ea



## Fabricated Valve Cover Grommet

MN2142	breather grommet.....	10.99 pr
MN2140	PCV grommet.....	9.99 pr

# Oil Breathers



A5700216 A5700217 bottom view

## New! Vintage Style Finned Breather

Vintage style breathers for most applications. Finned breather cap covers are crafted in aircraft grade A-356 aluminum and polished to show quality finish. Push-in breathers 3" in diameter with 1" neck, fits 1-1/4" valve cover holes with a rubber grommet.

**Important:** \*Twist-on breathers are shipped unassembled to allow you to properly align the fins, assembly requires usage of a high temperature adhesive sold separately.

**Emissions Note:** (3) Non-CARB compliant (not legal for emission controlled vehicles).

<b>Breathers</b>	
A5700216 push-in style	64.99 ea
A5700217 twist-on style	58.99 ea
<b>JB Cold Weld Adhesive</b>	
JB8265 2 x 1 oz. tubes	9.99 ea



B20920 B21920

## Ball Milled Billet Aluminum Breather Cap

Ball milled billet aluminum breathers for 1-1/4" valve cover holes. Manufactured from high grade aluminum, CNC-machined, and polished to a quality finish.

**Emissions Note:** (3) Non-CARB compliant (not legal for emission controlled vehicles).

B20920 standard	51.99 ea
B21920 PCV	52.99 ea



E4204

E4202

E4405

E4410

## Valve Cover Breather

**Emissions Note:** (3) Non-CARB compliant (not legal for emission controlled vehicle).

### Edelbrock Elite Series

Elite series breathers are die-cast aluminum with a foam element, 3 styles are available. The side mount and top mount breathers require drilling to install.

E4204 push-in style	31.99 ea
E4201 90 degree side mount	37.99 ea
E4202 30 degree top mount	38.99 ea

### Edelbrock Signature Series

Signature Series inscribed breathers come with rubber grommets and match the Signature Series chrome valve covers. Fit any 1-1/4" hole.

E4403 black without tube	16.99 ea
E4405 chrome without tube	15.99 ea
E4410 chrome with tube	15.99 ea



## Oil Fill Tube and Breather

Replace original oil fill tube and push-in breather for 1958-68 models. Fits original style manifolds with a 1-1/4" oil filler tube hole.

**Emissions Note:** (3) Non-CARB compliant (not legal for emission controlled vehicles).

<b>Finned Aluminum</b>	
A5700215	1958-68 tube/breather .... 64.99 ea



66008

66017

D141616

D141754

D141619

D141622

D141621

## GM Licensed Oil Breather Cap

High-quality 3" diameter round or rectangular chrome-plated oil breather caps in a variety of styles for small block and big block engines. Available with or without Bow Tie.

**Emissions Note:** (3) Non-CARB compliant (not legal for emission controlled vehicles).

### Round

#### Push-In Style Breathers

<b>For 1" i.d. Grommet</b>	
66008 plain	4.99 ea
D141616 with Bow Tie	14.99 ea
<b>For 7/8" i.d. Grommet</b>	
66017 with PCV tube	6.99 ea
<b>For 3/4" i.d. Grommet</b>	
66035 plain	6.99 ea
With Tabs for 1-15/16" Hole	14.99 ea

#### Round Traditional Style - Black Crinkle

D141754 with Bow Tie	19.99 ea
----------------------	----------

#### Open Element Design with Bow Tie - Chrome

D141622 without heat shield	27.99 ea
D141621 with heat shield	29.99 ea

#### Twist-On Style Breathers

66010 plain	9.99 ea
T4806 with PCV tube	13.99 ea
D141618 with Bow Tie	14.99 ea

### Rectangular

#### Push-In Style Breathers

<b>For 1" i.d. Grommet</b>	
D141619 with Bow Tie	14.99 ea



D141855

D141857

D141858

D141859

D141860

D141861

## Slant Edge Breather Cap

Chevrolet Performance 2-1/2" die-cast aluminum breather caps. These push-in style breathers feature a unique Slant Edge design. Fit 1.33" valve cover holes. Sold individually and the grommet is not included.

**Emissions Note:** (3) Non-CARB compliant (not legal for emission controlled vehicles).

<b>Smooth Style without Bow Tie</b>	
D141850 polished	34.99 ea
D141851 chrome	34.99 ea
D141862 black	34.99 ea

<b>Polished Aluminum with Bow Tie</b>	
D141854 black Bow Tie	38.99 ea
D141855 red Bow Tie	38.99 ea
D141857 polished Bow Tie	38.99 ea

<b>Chrome-Plated with Bow Tie</b>	
D141852 black Bow Tie	38.99 ea
D141853 red Bow Tie	38.99 ea
D141856 chrome Bow Tie	38.99 ea

<b>Painted with Painted Bow Tie</b>	
D141858 black with white	38.99 ea
D141859 orange with white	38.99 ea
D141860 gray with white	38.99 ea
D141861 black with red	38.99 ea



T4871

T9242

## Push-In Valve Cover Breather Cap

Chrome-plated oil breather caps in a variety of styles for small block and big block engines. Includes grommet to fit valve covers with 1-1/4" hole. T9242 has 1/2" diameter vent tube.

**Emissions Note:** (3) Non-CARB compliant (not legal for emission controlled vehicles).

T4871* plain	7.99 ea
T9242 with vent tube	7.99 ea



## Chrome Filter Breather Cap

Features a durable chrome steel top and high-quality black rubber base. Available in natural, black and red washable cotton filter elements. The push-in design is made to fit most valve covers with a 1-1/4" breather hole.

**Emissions Note:** (3) Non-CARB compliant (not legal for emission controlled vehicles).

T9308 3" tall	15.99 ea
---------------	----------

# Oil Caps and Breathers



## 1958-63 Oil Filler Tube Cap

Proper fit and sealing prevents oil loss. Designed to OEM specifications. High-quality finish is designed to complement the engine compartment appearance.

**Emissions Note:** Ⓢ Non-CARB compliant (not legal for emission controlled vehicles).

**Silver Zinc - Paint to Match**  
ST10061 1958-63 2.41" o.d. .... 6.99 ea



## Universal Oil Filler Tube Cap

High-quality chrome-plated oil breather cap for vehicles with oil filler tubes or tube extensions on the valve covers. Made out of triple chrome-plated stainless steel, 2-3/8" diameter.

**Emissions Note:** Ⓢ Non-CARB compliant (not legal for emission controlled vehicles).

T4802 universal smooth ..... 6.99 ea



## 1958-67 Oil Filler/Breather Cap

These open style replacement breather caps allow filtered air to enter the engine. Available in twist-in or push-on style.

**Note:** \*Excludes Hi-Po before 5/2/66.

**Emissions Note:** Ⓢ Non-CARB compliant (not legal for emission controlled vehicles).

**Twist-In**  
6766E 1958-67 289 ..... 5.99 ea

**Push-On**  
6766F universal breather cap ..... 4.99 ea  
6766G\* universal 260/289 ..... 4.99 ea

## 1958-64 Stainless V8 Vented Oil Cap

The same as our other OE style vented oil breather caps for 1958-64 models but constructed from stainless steel. Features correct markings and a polished finish.

**Emissions Note:** Ⓢ Non-CARB compliant (not legal for emission controlled vehicles).

TF700150 1958-64 hi-po ..... 55.99 ea



## L6 Twist In Oil Breather Cap

Original style vented twist in style breather cap for 1958-67 inline 6 cylinder models. Features correct "AC/OIL" markings. Paint to match correct year engine color. Can be used as a service replacement for most twist in applications.

**Emissions Note:** Ⓢ Non-CARB compliant (not legal for emission controlled vehicles).

154397P 1958-67 turquoise ..... 52.99 ea  
154397C 1958-67 chrome ..... 52.99 ea



## L6 Replacement Valve Cover Oil Filler Cap

Replacement valve cover oil filler cap for 1967-75 models with 230 or 250ci engines.

**Emissions Note:** Ⓢ Non-CARB compliant (not legal for emission controlled vehicles).

T4804 1967-75 6 cylinder ..... 5.99 ea



## 1965-75 Reproduction "S" Oil Cap

Reproduction original style oil filler cap for 1965-75 models. Each oil cap is designed and manufactured to replicate the original design, appearance, and fitment. Caps feature the original style "S" rivet on top offering complete authenticity.

**1967-68 327, 350 w/Hi-Perf Engines**

PR1254 hi-perf. engines ..... 19.99 ea

**1967-68 283, 307, 327 Std. Engines**

1256594 black finish ..... 29.99 ea

**1965-69 BB with Hi-Perf Engines**

3851735 silver finish ..... 14.99 ea

3851736 chrome ..... 22.99 ea

**1973-75 350 with Hi-Perf Engines**

3851735 silver finish ..... 14.99 ea

3851736 chrome ..... 22.99 ea



## Replacement Valve Cover Oil Fill Plug

High-quality service replacement valve cover oil fill push in fill caps in a variety of styles for small block and big block engines. Push-in style for 1-1/4" hole.

ST10072 "OIL", black rubber ..... 3.99 ea

66018 "OIL", chrome ..... 7.99 ea

D141630 Bow Tie logo ..... 13.99 ea

## 1971-79 Oil Filler Cap

Reproduction type rubber push-in style oil cap. Includes raised style lettering "OIL". Was originally installed on various 1971-79 GM models with small block and some 1971-74 big block engines.

1256592 1971-79 rubber ..... 10.99 ea



## Replacement Valve Cover Oil Fill Cap

High-quality Stant service replacement oil caps in a variety of styles for small block and big block engines.

**Twist-On Style with Tabs**

ST10066 with ears ..... 2.99 ea

ST10077 ENGINE OIL FILL ..... 3.99 ea

G7219 w/OIL FILL decal ..... 21.99 ea

**1996-02 Plastic 1-17/32" Cam Twist**

ST10095 with o-ring ..... 4.99 ea

**1989-90 Plastic 1-9/32" Threaded**

ST10105 threaded ..... 4.99 ea



## 1958-96 Screw-In Oil Cap

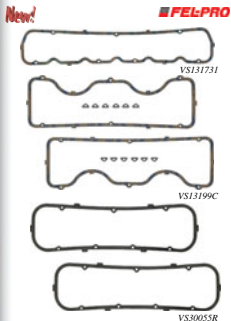
Fits most 1958-96 GM valve covers with a screw-in style cap. Available in chrome-plated plastic, polished, and chrome-plated billet aluminum.

96961 chrome-plated plastic ..... 6.99 ea

96962 polished billet aluminum ..... 27.99 ea

96963 chrome-plated billet ..... 29.99 ea

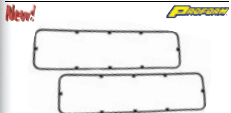
# Valve Cover Hardware



## 1958-86 Valve Cover Gasket Set

High-quality Fel-Pro replacement valve cover gaskets for 1958-86 Chevrolet engines. Built to exceed all original equipment specifications.

VS50190C	1958-62	235 ci.....	10.99 ea
VS131731	1963-79	230, 250 ci.....	8.99 ea
VS12869	1958-86	SB, cork 5/32"	9.99 pr
VS12869AC	1958-86	SB, cork 7/32"	12.99 pr
VS12869R	1958-86	SB, rubber.....	12.99 pr
VS13199C	1958-65	348, 409 ci.....	15.99 pr
VS30055R	1965-77	big block.....	13.99 pr



## 1958-86 Valve Cover Gasket

Perform valve cover gaskets for small block 2 piece style aluminum valve covers. This is the top half to bottom half gasket. Sold in pairs.

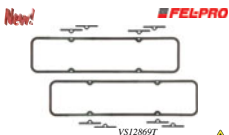
141916	1958-86	small block.....	19.99 set
--------	---------	------------------	-----------



## LS Valve Cover Gasket Set

Fel-Pro® PermaDryPlus® valve cover gaskets feature rigid, aluminumized steel or composite carrier to resist high heat and vacuum/pressure. Precision edge molded silicone rubber sealing beads prevent leaks, while built-in torque limiters avoid over compression of the gasket. Locating tabs ensure proper alignment, and Bolt Hole-Locks™ greatly reduce installation time.

A9700110			14.99 pr
----------	--	--	----------



## 1958-86 "Perma-Dry" Valve Cover Gaskets

High-quality Fel-Pro Fel-Pro "Perma Dry Plus" valve cover gaskets for 1958-86 Chevrolet engines. Features molded rubber over a rigid carrier for durability, precise alignment and fit. Built to exceed all original equipment specifications.

VS12869T	1959-86	small block.....	38.99 pr
VS12869R	1968-79	big block.....	49.99 pr



## 1958-86 Rubber Valve Cover Gaskets

Original style valve cover gaskets designed like the originals. Includes a combination of rubber and a steel core for a tight and secure fit. For use on all Chevrolet small block engines.

60001	1959-86	small block.....	21.99 pr
-------	---------	------------------	----------



## 1958-79 Engine Side Cover Gasket

High-quality Fel-Pro replacement engine side cover gaskets for 1958-79 Chevrolet L6 engines. Built to exceed all original equipment specifications.


PS5130	1958-62	235 ci.....	7.99 ea
PS13228	1963-79	230, 250 ci.....	9.99 set



## Valve Cover Gaskets

Valve cover gaskets made from durable materials that meet or exceed OE specifications, these gaskets are perfect for stock or mild performance vehicles.

<b>Small Block 262-400ci (Except 1987 and Later with Center Bolt Valve Covers)</b>			
T4323	cork.....		17.99 pr
<b>Small Block 305-350ci (1987 and Later with Center Bolt Valve Covers)</b>			
80608	rubber (OER™) 2 required.....		19.99 ea
<b>Big Block 396-454ci</b>			
T4324	cork replacement.....		29.99 pr
K0053	OE style silver for high perf.....		31.99 pr



D141757



D141903



T4993



141782



T9640

## Valve Cover Spreader Bars

By spreading the load over a wider area, this clamp minimizes distortion of the valve cover flanges, thereby decreasing the possibility of oil leakage.

<b>Small Block (Set of 4)</b>			
D141757	black/red/red.....		24.99 set
D141903	chrom/black/red.....		24.99 set
T4993	chrome without logo.....		7.99 set
141782	orange/black.....		24.99 ea

<b>Big Block (Set of 7)</b>			
T9640	chrome without logo.....		13.99 set



## Valve Cover Hold Downs

These innovative valve cover hold downs are ideal to prevent leakage for stamped small block Chevy valve covers. They are easy-to-install and by applying even pressure on the entire mounting flange, they'll eliminate the possibility of leaks. Hold downs with wire looms also offer the advantage of attached spark plug wire looms for an ultra clean engine compartment.

66291C	chrome.....		18.99 pr
--------	-------------	--	----------



# Valve Cover Hardware



## 1958-63 Valve Cover Screws

These screws and washers are the original style used on 1958-63 small block valve covers. Each 16 piece set contains 8 screws and 8 specialty washers.  
TF700605 1958-63 ..... 11.99 set



## Valve Cover Hardware

Replace rusty, missing or damaged valve cover hardware with the correct replacement hardware. A variety of sets are available for small block or big block applications depending on your specific needs. These sets feature authentic looking hardware with correct markings as original.

<b>Valve Cover Bolt and Retainer Set</b>	
K0106 small block "TR"	22.99 set
K0100 big block "TR"	34.99 set
<b>Retainers Only Set</b>	
1256614 small block	13.99 set
1256613 big block	20.99 set
<b>Small Block Bolts Only Set</b>	
1256611 marked "RBW"	11.99 set
<b>Big Block Bolts Only Set</b>	
1256609 large "TR"	19.99 set
1256612 marked "RBW"	18.99 set



## 1969-74 Valve Cover Bolt Set

This set includes reproduction "M" bolts which were stock on all 1969-74 models that used the aluminum valve covers. These bolts were slightly longer than the standard valve cover hold down bolts. Each retaining bolt features the original "M" in circle markings for an authentic appearance. Set of 8.  
K0070 for aluminum covers ..... 15.99 set

## Each Valve Cover Bolt Set

Includes the original style bolt for use with steel or aluminum valve covers (as indicated). These bolts are available for small block or big block valve covers in your choice of polished stainless steel or polished chrome.

<b>Small Block</b>	
<b>For Aluminum Valve Covers</b>	
AK131A chrome	13.99 set
AK131B stainless	24.99 set
<b>For Steel Valve Covers</b>	
AK132A chrome	13.99 set
AK132B stainless	24.99 set
<b>Big Block</b>	
<b>For Aluminum Valve Covers</b>	
AK129A chrome	21.99 set
AK129B stainless	41.99 set
<b>For Steel Valve Covers</b>	
AK130A chrome	21.99 set
AK130B stainless	41.99 set



## Valve Cover Bolt Set

Available in chromoly steel with a black oxide finish or corrosion proof polished stainless steel. Choose between conventional Hex head bolts and nuts or compact, easy install 12 point designs. The heads feature a wide base for better load distribution and sealing (helps prevent those pesky gasket leaks), while the compact head is easily accessed. Sets are shipped with the required flat washers. All sets include 1/4"-20 bolts.

<b>With Cast Aluminum Covers</b>	
<b>Small Block - Black Oxide</b>	
AR1757 Hex head	8 piece ..... 10.99 set
AR1753 12 point	8 piece ..... 10.99 set
<b>Big Block - Black Oxide</b>	
AR1754 Hex head	14 piece ..... 18.99 set
AR1758 12 point	14 piece ..... 17.99 set
<b>Small Block - Stainless</b>	
AR4757 Hex head	8 piece ..... 16.99 set
AR4753 12 point	8 piece ..... 18.99 set
<b>Big Block - Stainless</b>	
AR4758 Hex head	14 piece ..... 29.99 set
AR4754 12 point	14 piece ..... 33.99 set

<b>With Stamped Steel Covers</b>	
<b>Black Oxide Finish</b>	
AR1755 Hex head	8 piece ..... 10.99 set
AR1756 Hex head	14 piece ..... 17.99 set
AR1751 12 point	8 piece ..... 11.99 set
AR1752 12 point	14 piece ..... 17.99 set
<b>Polished Stainless Steel</b>	
AR4755 Hex head	8 piece ..... 16.99 set
AR4756 Hex head	14 piece ..... 26.99 set
AR4751 12 point	8 piece ..... 18.99 set
AR4752 12 point	14 piece ..... 30.99 set
<b>With Center Bolt Covers</b>	
<b>Black Oxide Finish</b>	
AR1759 Hex head	8 piece ..... 17.99 set
AR1760 12 point	8 piece ..... 21.99 set
<b>Polished Stainless Steel</b>	
AR4759 Hex head	8 piece ..... 27.99 set
AR4760 12 point	8 piece ..... 29.99 set



## 1986-92 Valve Cover Bolt Seal Washer

Valve cover seal washer for 1986-92 Chevrolet full size models. These are OEM quality washers. They will prevent cracking of the valve covers by allowing some movement as the engine warms up.  
94208A412 1986-92 individual ..... 99 ea



## Center Bolt Valve Cover Hardware

Replacement bolt and washer set for center hold down valve covers. Set is for 1986 and up small block engines equipped with center bolt style valve covers. Includes 8 bolts and 8 washers.  
141133 16 piece ..... 18.99 set



## Bow Tie Valve Cover Bolt Set

Add a unique custom touch with a set of these stylish valve cover bolt sets. Each chrome-plated or polished stainless steel bolt is emblazoned with the Bow Tie logo. Sold in sets of 8 for small block applications or sets of 14 for big block applications. Applications are available for aluminum or steel valve covers.

<b>Small Block</b>	
<b>For Aluminum Valve Covers</b>	
56466CD chrome	15.99 set
56466SD stainless	13.99 set
<b>For Steel Valve Covers</b>	
56463CD chrome	15.99 set
56463SD stainless	13.99 set
<b>Big Block</b>	
<b>For Aluminum Valve Covers</b>	
56486CD chrome	27.99 set
56486SD stainless	24.99 set
<b>For Steel Valve Covers</b>	
56483CD chrome	29.99 set
56483SD stainless	22.99 set



## Valve Cover Hold Down Nuts

Various styles of chrome hold down bolts sold in sets of 4 pieces.

<b>T-Bar Wing Nuts</b>	
66005 3-1/2" tall, 1/4"-20 studs	9.99 set
T4926 5" tall, 1/4"-20 studs	14.99 set
D141756 black crinkle	28.99 set
<b>Chrome Wing Nuts</b>	
41371 3-1/2" tall, 1/4"-20	16.99 set
41381 3-1/2" tall, 5-16"-18	14.99 set
<b>Deluxe Wing Nuts</b>	
66006 4" tall, 1/4"-20 studs	21.99 set
66036 4" tall, 5/16"-18 studs	19.99 set
<b>2 Piece Bow Tie Wing Nuts</b>	
D141600 5" tall, 1/4"-20 studs	28.99 set
D141902 4-1/8" tall, 1/4"-20 studs	29.99 set
<b>Mini Nuts</b>	
66038 1/4"-20 studs	9.99 set
66650 stainless steel washers, 1/4"-20	12.99 set
<b>Bow Tie Mini Nuts</b>	
1411367 gray/blue 1-3/8" tall	17.99 ea
141601 org/black 1-3/8" tall	19.99 ea
141602 red/black 1-3/8" tall	19.99 ea
141759 blk ck/red 1-3/8" tall	17.99 ea
141909 chm/red 1-3/8" tall	18.99 ea
<b>Hold Down Tab Washers</b>	
66003 stamped	9.99 set

# Distributors



**CARDONE**

## 1958-74 New Distributor

If your classic is having problems starting, has a rough idle or the performance is not what it used to be, it could be time to change your distributor. Each distributor is remanufactured and tested to guarantee you get the best quality distributor your money can buy.

E1609 1958-62 6 cylinder..... 120.99 ea



**CARDONE**

## Remanufactured Distributor

If your classic is having problems starting, has a rough idle or the performance is not what it used to be, it could be time to change your distributor. Each distributor is remanufactured and tested to guarantee you get the best quality distributor your money can buy.

**No exchange required:**

The core charge is built into the price, so it is not necessary to return the original core.

\*va = vacuum advance

Note: Distributor cap and rotor not included.

### 6 Cylinder

D1612	1963-70	230, 250	71.99 ea
D1691	1977	250	159.99 ea
D1697	1978-79	250	135.99 ea
D1695	1980	229-K	158.99 ea
D1671	1980-81	231 with va*	126.99 ea
D1694	1980-81	231 with va*	115.99 ea
D1665	1982	3.8L-K	126.99 ea
D1671	1982-84	3.8L-K	126.99 ea
D1665	1983-84	3.8L-9	181.99 ea
D1694	1985	3.8L-A	115.99 ea
D1635	1985-90	4.3L	143.99 ea

### 8 Cylinder

D1835*	1958-74	V8 points, w/o tach	88.99 ea
D1895	1974-79	all with HEI	112.99 ea
D1865	1980-81	all without va*	138.99 ea
D1895	1980-81	267 with va*	112.99 ea
D1895	1980	305, 350 va*	112.99 ea
D1865	1982	4.4L without va*	138.99 ea
D1895	1982	4.4L with va*	112.99 ea
D1865	1982-84	5.0L without va*	138.99 ea
D1865	1982-86	5.0L F (305)	161.99 ea
D1865	1985-86	5.0L-G, H (305)	138.99 ea
D1872	1986-90	5.0L (307) w/o va*	119.99 ea
D1893	1986-87	5.0L (307) w/va*	134.99 ea
D41830	1987-90	5.0L (305), 5.7L	134.99 ea
D1831	1991-93	5.0L, 5.7L	238.99 ea
D1803	1994-95	4.3L, 5.7L	199.99 ea
D1833	1996	4.3L, 5.7L	236.99 ea

## Street Fire HEI Distributor

We know the importance of a centrifugal advance in a distributor so our engineers made sure that the Street Fire received an advance assembly with coated weights and welded weight pins (not just pressed in like other models). The Street Fire is fit with the same gear that is used on our Pro-Billet models. The metallurgy of this gear has been refined for years to perform through the harshest conditions. Inside, the ignition module and coil work together to produce a stout spark to light the fuel mixture for great performance. One-year warranty.

Emissions Note: **1** CARB EO compliant (50 states legal).  
83062 Street Fire HEI ..... 235.99 ea

## HEI Distributor with Coil - Polished Finish

Aftermarket high-performance distributors use with HEI V8 engines. This high-performance distributor produces a 50,000 RPM volt spark through 7500 RPM with true spark alignment for instantaneous response, a high performance cap, a premium cap with brass terminals, and a low-saturation ignition module. Each distributor includes distributor cap, rotor, coil, and coil cover. Features a polished steel aluminum housing and iron gear.

Emissions Note: **3** Non-CARB compliant (not legal for emission controlled vehicles).  
66941BC polished blue cap ..... 109.99 ea  
66941BK polished black cap ..... 109.99 ea  
66941RC polished red cap ..... 109.99 ea

## HEI Distributor with Coil - Natural Finish

**100%** NEW distributors include a high power 50,000 Volt coil. High-performance distributor produces a 50,000 RPM volt spark through 7500 RPM with true spark alignment for instantaneous response, a high-performance cap, a premium cap with brass terminals, and a low saturation ignition module. Each distributor includes distributor cap, rotor, coil, and coil cover. Features a polished steel aluminum housing in an unpolished natural finish.

Emissions Note: **3** Non-CARB compliant (not legal for emission controlled vehicles).  
66941BKU natural black cap ..... 109.99 ea  
66941TUC natural tan cap ..... 109.99 ea

## HEI Distributor without Coil - Polished

If your HEI equipped Chevy V8 is having problems starting, has a rough idle or the performance is not what it used to be, it could be time to change your distributor. This distributor is specifically designed for 5.7L high output engines. This distributor may be used for most high-performance applications. Features a polished cast aluminum housing. Also available without cap or rotor so you can use the cap and rotor of your choice. Coil is not included.

Emissions Note: **3** Non-CARB compliant (not legal for emission controlled vehicles).  
With Cap and Rotor  
66940BK black cap ..... 91.99 ea  
66940R red cap ..... 91.99 ea  
66940C tan cap ..... 91.99 ea

Without Cap and Rotor  
66940WO without cap or rotor ..... 91.99 ea

**MSD**



## HEI Distributor with Coil - Natural Finish

These premium distributors include Chevrolet Performance Parts melonized gears (USA), which are required on all GM Performance Parts crate engines. Sintered steel weights for lighter weight while maintaining 270 newtons min. for maximum durability, adjustable vacuum advance for fine tuning the rate, and amount of advance that will result in increased power and eliminate harmful detonation, weight springs made with stress-relieved wire to assure bliprated advance curve. High-performance module: engineered with low saturation for maximum spark intensity. Features cast aluminum housing in an unpolished natural finish. Your choice of a yellow, black, or red distributor cap.

Emissions Note: **3** Non-CARB compliant (not legal for emission controlled vehicles).

141681 natural yellow cap ..... 169.99 ea  
141682 natural black cap ..... 169.99 ea  
141683 natural red cap ..... 169.99 ea

## Pro-Billet Distributor

These distributors feature a flawless lightweight CNC-machined 6061-T6 billet aluminum housing and a polished steel shaft that receives a PQ, or Tuffride coating that reduces friction and resists corrosion. To accurately guide this shaft, MSD uses a sealed ball bearing located at the top of the housing. At the bottom of the housing, an extra long sintered bushing controls the shaft. This combination keeps the shaft spinning smooth and accurately throughout 10,000 RPM. Choose from the "standard" Pro-Billet distributors that utilize the MSD 6, 7, 8, or 10 series ignition control box or from our "Ready-to-Run" distributors that are internally controlled. "Ready-to-Run" distributors do not require an external controller and are the "Plug and Play" alternative to more expensive computer controlled systems. Made in USA.

Emissions Note: **3** CARB EO compliant (50 states legal). **3** Non-CARB compliant (not legal for emission controlled vehicles).

## "Standard" Pro-Billet Distributor

For use with MSD 6, 7, 8, or 10 series ignition.

1958-86 Chevrolet 262-454i ..... 386.1\* with vacuum advance ..... 399.99 ea  
85551\* with mechanical advance ..... 379.99 ea  
84891\*\* with low profile flat top crab cap ..... 573.99 ea  
85701\* small diameter ..... 448.99 ea

## "Ready-to-Run" Pro-Billet Distributor

"Ready-to-Run" distributors are designed as a "Plug and Play" distributor. No external ignition control box is needed. Optional vacuum advance is included in select kits and can be used at your discretion to improve economy.

1958-86 Chevrolet 262-454i - Except 348/409  
8360\* with optional vacuum advance ..... 481.99 ea  
83651\* HEI w/energy module and coil ..... 594.99 ea  
8394\*\* Digital E-Curve w/adv, timing ..... 645.99 ea  
8572\* tach drive with vac. advance ..... 614.99 ea

1957-65 Chevrolet 348/409ci

8393\*\* with optional vacuum advance ..... 604.99 ea  
1987-93 Chevrolet V6 and V8  
1966-97 V8 with dual connector coil ..... 450.99 ea  
8393\*\* Chevrolet LT-J Engines  
8381\*\* 1993-94 ..... 737.99 ea  
83811\*\* 1995-97 ..... 737.99 ea

# Performance Ignition

red blue black

## HEI Distributor

HEI systems rely on a great module and a great coil. Available in machined or cast finishes. Operates without misfires up to a minimum of 7500 RPM. That's 3000 RPM higher than most enthusiasts report with their stock HEI. Produces 67% more energy in the coil, delivers twice the energy across the spark gap allowing wider plug gaps (.050-.055). 12-month limited warranty.

**Note:** \*Please specify red, blue, or black cap when ordering.

**Emissions Note:** **1** CARB EO compliant (50 states legal)

PX101 machined blue	338.99 ea
PX101 machined blk.	338.99 ea
PX101 machined red	338.99 ea
PX102* cast	324.99 ea

## "Plug and Play" Billet Distributor

"Plug and Play" billet distributors are designed for maximum ignition performance and easy installation, all at a price that you can afford. Replace your outdated points or electronic distributor with this performance proven distributor. These vacuum advance standard deck height distributors feature the patented Ignitor II electronics and a CNC-machined 6061-T6 billet housing. Fits Chevrolet small block or big block engines.

**Emissions Note:** **1** CARB EO compliant (50 states legal)

**Female Terminals**

PX100700 black cap	371.99 ea
PX100701 red cap	371.99 ea

**Male Terminals**

PX100710 black cap	364.99 ea
PX100711 red cap	357.99 ea

## Billet Slip-Collar Distributor

Flame-Thrower billet slip-collar distributors are designed to give maximum ignition performance and easy installation. Designed for small block or big block Chevrolet engines, these distributors provide all the features and benefits that the complete line of Flame-Thrower distributors offer. The slip-collar design fits either standard deck or tall deck applications.

**Emissions Note:** **2** Non-CARB compliant (not legal for emission controlled vehicles).

D10580 black cap	402.99 ea
D10581 red cap	402.99 ea

## 1959-96 Electronic Ignition Distributor

These distributors are an inexpensive replacement for worn out factory distributors and perfect for upgrading to electronic ignition. EFI and HEI distributors feature heavy-duty chromoly gears and machine polished CNC-machined housings.

**Note:** Gasket included.  
**Emissions Note:** **4** Non-CARB compliant (not legal for emission controlled vehicles).

**1959-87 HEI Distributors**

A871003B blue	63.99 ea
A871003C clear	64.99 ea
A871003K black	63.99 ea
A871003R red	63.99 ea

**1987-90 EFI Distributor**

A871004R red	76.99 ea
--------------	----------

**1994-96 Optispark Distributors**

A871005K black	105.99 ea
A871006K black	95.99 ea

## Cast Stock Look Distributor

Flame-Thrower distributors are disguised as stock point type distributors. Featuring a hardened precision ground gear with adjustable vacuum advance and a tailstock advance curve, these distributors are built to last. Available with standard Ignitor ignition or with the high performance Ignitor III high energy multi-spark module with adjustable RPM limiter. Includes brass contact high electric cap and rotor.

**Note:** Fits non-computer controlled small block and big block Chevrolet engines except 305 and "W-series" 348-409.

**Emissions Note:** **1** CARB EO compliant (50 states legal).

PX104600 w/Ignitor	250.99 ea
PX104600 w/Ignitor III	353.99 ea

## Unilite Distributor

A legend returns - the tried and true Mallory Unilite Distributor line is back! The easy three wire hook up of the Unilite makes running a stock coil, a Mallory performance coil and even a Mallory HyFire CD ignition a snap. Supplied with a quality cap and rotor, the Mallory Unilite also provides a fully adjustable mechanical advance to dial in the perfect timing curve for a multitude of engine combinations. The Unilite features a compact housing that lends itself well to applications where space is a premium due to tight firewall clearance or blower applications.

**Emissions Note:** **2** Non-CARB compliant (not legal for emission controlled vehicles).

3748201 Chevy V8	424.99 ea
------------------	-----------

## HyperSpark Distributor



Sniper EFI HyperSpark distributor from Holley Performance. This high-performance billet aluminum distributor features a unique "noise free" Hall-Effect crank trigger with a welded shutter wheel for years of reliable, accurate service. Hall-Effect triggers provide a clean RPM signal required for EFI systems like the Sniper EFI. This distributor makes adding timing control to a Sniper EFI system a "Plug and Play" procedure. Includes wire retainer and a patented clear installation cap for an easy installation.

**Emissions Note:** **3** Non-CARB compliant (not legal for emission controlled vehicles).

H565300 SBC/BBC	368.99 ea
-----------------	-----------

## Holley



## Dual Sync Distributor

Holley EFI Dual Sync distributor for small and big block, Chevrolet engines. These high-quality "Plug and Play" distributors are constructed of CNC-machined billet aluminum and include a hardened steel distributor gear. They feature Hall-Effect sensors for cam and crankshaft position for sequential fueling operation. The precision machined shutter wheel ensures an accurate RPM signal well beyond 8000 RPM. Designed for simple "Plug and Play" installation with Holley EFI systems.

**Emissions Note:** **2** Non-CARB compliant (not legal for emission controlled vehicles).

H565200 SBC/BBC	471.99 ea
565200BK SBC/BBC	450.99 ea
H565204 tall deck BBC	471.99 ea

## New! MSD AUTHORIZED



## 1994-96 Optispark Distributor

Reproduction distributor for 1994-96 Chevrolet full size models. Distributor is produced from 100% new parts and includes a high-quality distributor cap and rotor with brass contacts. Housing is CNC-machined for a perfect fit. Includes replacement harness.

**Optispark Distributor**

1104032 red cap	74.99 ea
-----------------	----------

**Replacement Wiring Harness**

A8700221 harness	20.99 ea
------------------	----------



## MSD Tachometer Adapter

MSD tach adapters will correct the operation of most voltage triggered tachometers or fuel injection systems that do not work directly off the tach output terminal of the MSD ignition unit. If you are triggering an MSD Blaster, 5, 6, SC1, or 7 series ignition with its white wire or points terminal, you will need item #8910 or #8910E. For applications using green and violet wires for magnetic pickup input, use item #8920. Made in USA.

**Important:** \*For use on non-current limiting ignitions, originally equipped with a ballast resistor. \*\*For use on current limiting ignitions, not originally equipped with a ballast resistor.

8910* points or amplifier	77.99 ea
8910E** points or amplifier	81.99 ea
8920 magnetic pickup	98.99 ea



## MSD Noise Filter

If you experience radio noise after installing the MSD Ignition, you may need to install an MSD Noise Filter. Electro Magnetic Interference (EMI) is occasionally generated from the MSD power cables and can be easily eliminated by installing the Noise Filter on the heavy power supply wires coming from the MSD.

8830 noise filter	61.99 ea
-------------------	----------

# Distributor Components



## Vacuum Advance Lockout

This vacuum advance lockout mounts to the distributor and is used when switching from a vacuum advance to a mechanical advance.

**Emissions Note:** ⚠️ Non-CARB compliant (not legal for emission controlled vehicles).

PX9010 clockwise distributor ..... 10.99 ea  
PX9011 counterclockwise distributor .. 10.99 ea



## Distributor Housing Shims

When an engine block has been decked or heads have been resurfaced, shims are needed under the distributor to maintain correct clearance. If the distributor sits too low, it can cause damage to the oil pump or camshaft. These shims are made to exact GM gasket specs from high impact nylon to ensure a leak free fit. Set contains .030", .060" and .100" thick shims.

226150 distributor shims ..... 10.99 set



## 1958-90 Distributor Gasket

Distributor gaskets for 1958-90 full size models. Seals the distributor base to the engine block.

G9426 1962-75 6 cylinder ..... 7.99 ea  
3932344 1958-90 V8 ..... 2.29 ea

## Distributor Washer and Gasket

The distributor washer and gasket are an integral part in maintaining proper clearance between the gear and housing assembly. Helps keep the shaft from shifting when properly installed.

G6009 all washer ..... 2.99 ea  
3932344 all gasket ..... 2.29 ea



## 1958-69 Distributor Hold Down Clamp

Correct reproduction wire style distributor hold down clamp and hardware for 1958-69 GM vehicles.

3772532 1958-69 ..... 15.99 ea



## 1962-96 Distributor Hold Down Clamp

Replacement clamp to hold the distributor housing assembly. For 1962-79 L6 or 1964-96 V8 engines.

G9425 1962-79 L6 engines ..... 12.99 ea  
K1665 1964-96 SB/BB V8 engine ..... 14.99 ea

## Distributor Hold Down Clamp

Ideal to hold distributor in place for accurate timing. This extra bright chrome-plated bracket replaces the original unit. For all small block models.

T4116 1964-96 ..... 5.99 ea



## 1967-70 Oil Pump to Distributor Shaft

If you are rebuilding your original distributor, then stay with Genuine GM parts.

**Note:** Not for use with front sump oil pump.

G6001 1967-70 396 375 HP ..... 30.99 ea  
G6002 1967-70 396 w/325, 350 HP 25.99 ea



## 1958-87 Distributor Gear

Replacement distributor gear for 1962-87 models with V8 engines.

D6008 1958-87 w/o roller cam, FL. 42.99 ea



## Distributor Gear for MSD Distributor

Iron distributor gear for MSD Chevy distributor, .500 i.d. Fits 1958-96 Chevy V8 with MSD billet distributor. 8531 dist. drive gear ..... 46.99 ea

## 1958-74 Distributor Wire Grommet

This grommet is used to insulate and hold the wire lead coming out of the distributor in place and help to seal out the elements.

TF700623 1958-74 ..... 2.99 ea



## 1958-74 Distributor Lead

This replacement distributor lead for 1958-74 Chevrolet V8 models.

1233862 1958-74 ..... 9.99 ea

## Distributor Studs

Premium grade studs, which are equipped with vibration resistant J-form threads, in your choice of black oxide finished chromoly or rustproof stainless steel. Select from conventional Hex or space saving 12 point nuts. Washers included. Made in USA.


AR13172 black oxide Hex head ..... 3.99 set  
AR13171 black oxide 12 point ..... 4.99 set  
AR43172 stainless Hex head ..... 6.99 set  
AR43171 stainless 12 point ..... 10.99 set



## Vacuum Advance Retainer Clip

Stamped steel clip to retain steel vacuum advance tube.

K0031 1965-70 single line ..... 10.99 ea  
K0032 1963-70 double lines ..... 7.99 ea



## 1958-72 Distributor Vacuum Line

Replace your original distributor vacuum line with reproduction distributor vacuum lines which are pre-bent to the correct configuration. For a show quality look, you can choose from the OEM galvanized material or the newer-lasting stainless steel material!

### 1958-72 OEM Material

1959-64	327/350 HP ..... 19.99 ea
BDV5903	235, 6 cylinder ..... 19.99 ea
BDV5935	235, 6 cylinder ..... 19.99 ea
1966	
BDV6601	250, 6 cylinder ..... 17.99 ea
BDV6602	283, 2 barrel ..... 17.99 ea
XDV6601	2 barrel ..... 17.99 ea
BDV6604	327, Carter carb ..... 17.99 ea
1966-69	
FDV6605	big block with Holley ..... 17.99 ea
1967-72	
FDV6703	small block 4 barrel ..... 17.99 ea
FDV6707	small block 2 barrel ..... 17.99 ea
1968-72	
CDV6805	big block 4 barrel ..... 17.99 ea
1969	
BDV6902	396, 2 barrel ..... 17.99 ea
1970	
BDV7005	big block with Quadrajet ..... 23.99 ea

### 1958-72 Stainless Material

1959-64	327/350 HP ..... 19.99 ea
BDV5935SS	235, 6 cylinder ..... 23.99 ea
1966	
BDV6601SS	250, 6 cylinder ..... 19.99 ea
BDV6602SS	283, 2 barrel ..... 19.99 ea
XDV6601SS	2 barrel ..... 19.99 ea
BDV6604SS	327, Carter carb ..... 19.99 ea
1966-69	
FDV6605SS	big block with Holley ..... 19.99 ea
1967-72	
FDV6703SS	small block 4 barrel ..... 19.99 ea
FDV6707SS	small block 2 barrel ..... 19.99 ea
1968-72	
CDV6805SS	big block 4 barrel ..... 19.99 ea
1969	
BDV6902SS	396, 2 barrel ..... 19.99 ea
1970	
BDV7005SS	big block with Quadrajet ..... 31.99 ea

### 1963-64 Chrome Material

1963-64	409/340 HP ..... 23.99 ea
BDV6302	409/340 HP ..... 23.99 ea



## 1967-72 Vacuum Advance Metal Tube

Reproduction vacuum advance metal tube for all 1967-72 small and big block high-performance engines. Includes clip for intake and hose.

K0054A 1967-69 small block ..... 24.99 ea  
K0054A 1968-72 big block w/Q-jet ..... 24.99 ea  
K0054B 1968-70 big block w/Holley 24.99 ea

# Ignition Components



## Performance Advance Curve Set

This performance advance curve set features precision machined chroming weights and center plate to eliminate erratic timing. 3 sets of springs, guide bushings, and complete installation instructions make recurring your distributor easy.

**Emissions Note:** Ⓢ Non-CARB compliant (not legal for emission controlled vehicles).  
66948C 1975-96 ..... 6.99 set

## HEI Wire Harness and Capacitor

When upgrading your distributor, don't overlook this essential component.

**Emissions Note:** Ⓢ Non-CARB compliant (not legal for emission controlled vehicles).

66946C ..... 31.99 ea

## PAINLESS HEI Distributor Pigtail

Replacement pigtail for GM HEI distributors. Made in USA.

30809 universal ..... 5.99 ea

## HEI Battery and Tach Pigtail

Replacement pigtail for GM HEI distributors. Made in USA.

170072 ..... 170073

## HEI Battery and Tach Pigtail

When installing an HEI distributor or repairing a broken lead, don't use single spark connectors that come loose. Use one of these positive locking HEI pigtails. Pigtails are available in both a dual connection single plug and dual single plug configurations. They both feature red and green wires for easy installation and connection to the distributor.

170072 single dual plug pigtail ..... 8.99 ea  
170073 dual single plug pigtails ..... 3.99 pr

## Distributor Wire Harness

Replacement wiring harness for Mallory breakerless distributors. Fits all series with 3 wire plug.

29349 all series ..... 25.99 ea

## Three Way Distributor Vacuum Tee

This original replacement 3 way tee is for use with 5/32" hoses and is for V8 engines.

A12918 for 5/32" ..... .99 ea



## 1959-80 Vacuum Advance

The vacuum advance is a mechanism attached to the distributor which moves the breaker point or pickup coil plate when it receives vacuum generated by the engine. A worn vacuum advance can cause the vehicle to run poorly.


DV1465	1959	283, 348 w/o 4 bbl.....	17.99 ea
DV1465	1960-62	all 8 cyl.....	17.99 ea
DV1465	1963-67	all 8 cyl. w/o hi-perf.....	17.99 ea
DV1465	1968-70	all 8 cyl.....	17.99 ea
DV1760	1969-70	350 with 2 barrel.....	16.99 ea
DV1760	1971	350 w/AT, 2 barrel.....	16.99 ea
DV1465	1971-72	454 w/o hi perf.....	17.99 ea
DV1465	1972-73	all 8 cylinder.....	17.99 ea
DV1465	1974	400 w/112545 dist.....	17.99 ea
DV1825	1975	454.....	19.99 ea
DV1853	1976	400.....	19.99 ea
DV1853	1976	350 4 barrel.....	17.99 ea
DV1836	1975-76	350 w/dist. 1.112880.....	16.99 ea
DV1843	1977	all.....	19.99 ea
DV1859	1978-79	305 w/dist. 1.1103282.....	16.99 ea
DV1859	1980	350.....	16.99 ea
DV1862	1980	267 wagon.....	18.99 ea
DV1874	1980	267.....	22.99 ea



## HEI Adjustable Vacuum Advance

This adjustable vacuum advance canister allows you to optimize ignition advance for maximum part throttle performance and cruise speed efficiency.

**Emissions Note:** Ⓢ Non-CARB compliant (not legal for emission controlled vehicles).  
66952C 1974-79..... 18.99 ea



## Chrome Vacuum Advance Cover

Chrome-plated steel cover that slides over factory vacuum advance units. Attaches with double sided tape.

T4973 universal ..... 7.99 ea



## 6 Series Vibration Isolating Mounts

In performance applications where strong vibrations can be transmitted through the chassis to the MSD unit. To protect the MSD from excessive vibration, we recommend this vibration mount set. Made in USA.

8823 1958-96 isolating mounts ..... 25.99 set



## EFI HyperSpark CD Ignition Box

Sniper EFI HyperSpark ignition box from Holley Performance. This box features a sealed and powder coated housing, and an external LED to verify 12V, cranking RPM, and low battery voltage. Its powerful 135MJ of spark ensure complete combustion and improved performance. Like the rest of the HyperSpark line of ignition products, this box is designed to be "Plug and Play" with Sniper EFI Systems.

**Emissions Note:** Ⓢ Non-CARB compliant (not legal for emission controlled vehicles).  
H556151 VS..... 338.99 ea



## MSD Digital 6A Ignition Control

MSD's new Digital 6A is the base model of the capacitive discharge multiple spark 6 Series design. Features the same footprint as the traditional 6A and 6AL, but with a lower profile for a sleek look. Like all MSD 6 Series Ignitions, the 6A will work with virtually any vehicle as long as it has a 12-18 Volt electrical system. It can be triggered using breaker points, a magnetic pickup or the output of an electronic amplifier. All necessary parts and wiring instructions are included. Will work on 4, 6, and 8 cylinder engines. The new Digital 6AL shares the same proven circuitry of the Digital 6A with the addition of a built-in adjustable rev limiter with 2 top mounted rotary dials. The combination of powerful sparks with the safety of a rev control is what makes the Digital 6AL the most popular ignition control in the world.

**Emissions Note:** Ⓢ CARB EO compliant (50 states legal).

MSD Digital 6A	6201	Digital 6A	red.....	299.99 ea
MSD Digital 6A	62013	Digital 6A	black.....	307.99 ea
MSD Digital 6AL with Rev Limiter	6425	Digital 6AL	red.....	358.99 ea
MSD Digital 6AL with Rev Limiter	64253	Digital 6AL	black.....	358.99 ea

# Ignition Components

ACDelco



G7240



G7241

## 1967-86 Distributor Cap

ACDelco distributor caps for breaker point and HEI ignition. Your choice of 6 cylinder or 8 cylinder models.

G7239	1967-74	6 cylinder.....	21.99 ea
G7240	1967-74	8 cylinder.....	22.99 ea
G7241	1974-85	8 cylinder - HEI....	22.99 ea
G7242	1985-86	305-F.....	27.99 ea



## 1958-75 Distributor Cap

Replacement distributor cap for stock breaker point GM V8 distributors or MSD Pro-Billet distributors #8394 with female terminal.

8437	for 8394 or stock GM distributor	40.99 ea
------	----------------------------------	----------



## Universal Distributor Cap

Replacement distributor cap for Mallory Unifite distributors. Fits 23, 24, 25, 26, 27, and 37 Series.

209M	all 8 cylinder series.....	36.99 ea
------	----------------------------	----------



## 1958-82 Dist. Cap Retaining Clip

Reproduction distributor cap retaining clip for 8 cylinder dual point distributors and all 6 cylinder models. Sets include a spring clip and retainer. Clip sets are sold as each, two sets required per distributor.

TF700611	1958-62	6 cylinder.....	6.99 ea
TF700611	1958-61	8 cylinder.....	6.99 ea



## HEI Cap and Rotor Set

Replace your worn-out HEI distributor cap and rotor with this premium cap and rotor set from Proform. Fits all V8 HEI style distributors.

66947BC	1974-85	blue.....	25.99 set
66947BKC	1974-85	black.....	25.99 set
66947RC	1974-85	red.....	25.99 set



## HEI High Power Distributor Cap & Coil Set

Get this 50,000 Volt high power distributor set in your choice of colored caps.

**Emissions Note:** ⚠️ Non-CARB compliant (not legal for emission controlled vehicles).

66942B	1974-87	blue cap.....	53.99 set
66942BK	1974-87	black cap.....	53.99 set
66942R	1974-87	red cap.....	53.99 set



## MSD Extreme Cap and Rotor

Replacement cap for MSD #8362 Street Fire distributor or stock GM HEI distributor. With the introduction of the MSD Extreme HEI Module, MSD needed an HEI cap and rotor that could withstand the high output. The answer was to mold their own HEI cap, rotor, and coil cover. The Extreme cap and rotor will fit the MSD HEI Pro-Billet distributor #8365 and 83651.

**1962-86 Chevrolet 262-454ci - except 348/409**

8411	cap for MSD 8362 or GM HEI..	46.99 ea
84111	cap for MSD 8365 Pro-Billet HEI..	67.99 ea
84111	cap for MSD 83651 Extreme HEI..	67.99 ea



## Timing Light

These timing lights are designed and built for superior accuracy and ease of use. Solid state circuitry provides stable and accurate timing signals up to 8000 RPM. A battery powered version, accurate up to 5000 RPM, is also available. Each durable lightweight timing assembly has a super bright strobe that makes timing adjustments simple, even in direct sunlight. Both include a detachable inductive pickup for easy storage.

8990	standard timing light.....	245.99 ea
8991	battery powered timing light.....	322.99 ea



## Replacement Parts for MSD Distributor

Replacement parts for MSD Pro-Billet distributors.

**1962-86 Chevrolet V8**

8433	dist. cap for 8360, 8361, 85551...	56.99 ea
8433	dist. cap for 8394 w/male term....	56.99 ea
8431	dist. cap for 85701 small dia. dist.	56.99 ea
8541	dist. cap for Flat-Top crab cap dist.	81.99 ea
8467	rotor for 8360, 8361, 8394, 85551	15.99 ea
8467	rotor for 85701 small dia. dist....	15.99 ea
84101	rotor for 83651.....	25.99 ea

**1993-97 Chevrolet LT-1 Engines**

8481	cap and rotor for 8381.....	235.99 ea
84811	cap and rotor for 83811.....	235.99 ea



## 1960-74 Rotor Cap

Genuine ACDelco distributor rotor for 8 cylinder models with breaker point ignition.

G6010	1960-74	8 cylinder.....	8.99 ea
-------	---------	-----------------	---------



## 1975-90 HEI Distributor Cap

Replacement cap, rotor, and coil cover for MSD #8362 Street Fire distributor or stock GM HEI distributor. With the introduction of the MSD Extreme HEI Module, MSD needed an HEI cap and rotor that could withstand the high output. The answer was to mold their own HEI cap, rotor, and coil cover. The Extreme cap and rotor will fit the MSD HEI Pro-Billet distributor #8365 and 83651.

8410	rotor for # 8362 or stock HEI....	11.99 ea
84101	rotor for 8365 or extreme 83651..	25.99 ea



## Replacement Rotor Cap

Replacement rotor cap for Mallory distributors. Available for 37, 38, or 47 series Mallory distributors.

335	37 and 38 series.....	20.99 ea
-----	-----------------------	----------

# Ignition Components



## 1958-95 Cap and Rotor Set

Service replacement and premium quality cap and rotor sets. Caps and rotors feature solid brass or copper inserts for longer life and maximum resistance to corrosion and electrical pitting. Their high mineral content and glass reinforced molding compounds offer outstanding dielectric strength. Solid brass rotor blades with coating reduce radio interference.

### Breaker Points Ignition Systems

Service Replacements	1962-74	6 cylinder.....	15.99 set
DR2027	1958-73	8 cylinder.....	24.99 set

Premium Quality Replacement	1958-73	8 cylinder.....	14.99 set
DR2028G	1958-73	8 cylinder..... <td>14.99 set</td>	14.99 set

### HEI Systems

Service Replacements	1975-77	6 cylinder.....	29.99 set
DR2003	1978-86	6 cylinder.....	19.99 set
DR2001	1974-90	8 cylinder.....	22.99 set

Premium Quality Replacements	1978-86	6 cylinder.....	24.99 set
DR2004G	1974-90	8 cylinder.....	21.99 set

### Late Style Ignition Systems

Service Replacements	1982-84	V6 2.8L.....	19.99 set
DR2008	1985-95	6 cylinder.....	14.99 set
DR2009	1985-92	5.0L-F.....	19.99 set
DR2015	1987-93	8 cylinder.....	19.99 set

Premium Quality Replacements	1982-84	V6 2.8L.....	21.99 set
DR2008G	1985-95	6 cylinder.....	19.99 set
DR2009G	1985-92	5.0L-F.....	26.99 set
DR2015G	1987-93	8 cylinder.....	14.99 set



## Tune-Up Set

Perk up the performance of your stock Chevrolet HEI distributor! These sets include: a street/strip 4 pin module and coil combination, rotor and cap, coil cover, adjustable vacuum advance canister, high-performance advance set, wire harness with capacitor, and hardware.

**Note:** For Chevrolet V8 with a red/yellow coil wire.

**Emissions Note:** ⚠️ CARB EO compliant (50 states legal).

PX8000	black cap.....	165.99 set
PX8001	red cap.....	165.99 set
PX8002	blue cap.....	165.99 set



## HEI Distributor Tune-Up Set

Perk up the performance of your stock Chevrolet HEI distributor! These sets include: a street/strip 4 pin module and coil combination, rotor and cap, coil cover, adjustable vacuum advance canister, high-performance advance set, wire harness with capacitor, and hardware.

**Note:** For Chevrolet V8 with a red/yellow coil wire.

**Emissions Note:** ⚠️ Non-CARB compliant (not legal for emission controlled vehicles).

66945BKC	black cap.....	84.99 set
66945BC	red cap.....	84.99 set
66945BC	blue cap.....	84.99 set



## 1958-74 Tune-Up Kit

Why replace just one component when you can buy peace of mind and save money at the same time! Our kits come complete with OE quality distributor cap and rotor, OE quality points and OE quality condenser.

**OE Quality**

Q1001	1962-74	6 cylinder.....	33.99 kit
Q1002	1958-74	8 cylinder (exc 454)	46.99 kit

**Premium Quality**

GQ1002	1958-74	8 cylinder (exc 454)	37.99 kit
--------	---------	----------------------	-----------



## 1967-74 Tune-Up Kit

Genuine Delco service replacement tune-up kit for GM breaker point ignition. Fits 1967-74 GM V8 distributors.

**Tune-Up Kit - Points, Condenser, Rotor Cap**

R303	1967-74	8 cylinder.....	46.99 kit
------	---------	-----------------	-----------

## Deluxe Feeler Gauges

Feeler gauge set consists of 31 blades, including a brass 0.010 blade for use on electronic ignitions. Precision blades ensures accurate measurement. Blades from 0.0015" to 0.035" (0.038mm to 0.89mm) are approximately 1/2" x 3-1/2".

Y68100	.....	10.99 set
--------	-------	-----------



## 1957-74 Points and Condenser

Service replacement and premium quality points and condensers for 1957-74 for 6 and 8 cylinder engines. The points sets feature a nickel-plated copper strip for higher conductivity. The condensers are double plated with precision windings, brass terminals and insulated multi-strand copper wire for optimum energy.

**Points Sets**

DR1077	1963-74	6 cylinder.....	13.99 set
DR1075	1957-73	8 cyl (exc 454)...	17.99 set
DR1080	1957-73	8 cyl (uni-set)...	17.99 set

**Condensers**

U1515	1962-74	4 or 6 cylinder.....	4.99 ea
U1511	1957-73	8 cylinder.....	5.99 ea



## 1967-74 Points and Condenser

Genuine AC Delco distributor points and condenser for 8 cylinder models with breaker point ignition.

**Points**

D1060	1967-74	8 cylinder.....	24.99 ea
-------	---------	-----------------	----------

**Condenser**


G6043	1967-74	8 cylinder.....	16.99 ea
-------	---------	-----------------	----------



## 1967-74 High-Performance Point

If your vehicle is equipped with a Chevrolet V8 engine and a GM factory distributor, upgrade to Accel components during your next tune-up. You'll enjoy increased performance, longer life, and maximum dependability.

110128	1967-74	high-performance....	46.99 ea
--------	---------	----------------------	----------



## Points and Condenser

Tune-up parts for Mallory 23, 24, 25, 26 and 27 series breaker point distributors.

**Points**

25042	standard.....	36.99 ea
25042X	high-performance....	36.99 ea

**Condenser**

400	all series (except 27).....	11.99 ea
401	27 series.....	14.99 ea

# Ignition Coils



## High-Performance Coil

Complete your ignition upgrade with a Flame-Thrower high-performance coil. Best when used with the Ignitor Electronic Ignition Conversion, the Flame-Thrower high-performance coil fits existing coil brackets for a clean, factory look. Enables larger plug gaps for greater fuel efficiency and more power. Available with either a chrome or black finish. Choose from a variety of voltages and primary resistance ratings.

**Emissions Note:** \* CARB EO compliant (50 states legal).

### 40,000 Volt Coil - 1.5 and 3.0 Ohm

These Flame-Thrower coils are compatible with breaker point ignition systems or vehicles equipped with the original Ignitor system. Choice of 6 or 8 cylinder.

#### Chrome Oil Filled

PX40501	6 cylinder	3.0 Ohm.....	\$7.99 ea
PX40001	8 cylinder	1.5 Ohm.....	\$2.99 ea

#### Black Oil Filled

PX40511	6 cylinder	3.0 Ohm.....	49.99 ea
PX40011	8 cylinder	1.5 Ohm.....	49.99 ea

#### Black Epoxy Filled

PX40611	6 cylinder	3.0 Ohm.....	59.99 ea
PX40111	8 cylinder	1.5 Ohm.....	59.99 ea

### 45,000 Volt Coil - 0.6 Ohm

The Flame-Thrower II coils are for use on vehicles equipped with the Ignitor II system.

#### Chrome Oil Filled

PX45001	4, 6, or 8 cylinder.....	62.99 ea
---------	--------------------------	----------

#### Black Oil Filled

PX45011	4, 6, or 8 cylinder.....	59.99 ea
---------	--------------------------	----------

#### Black Epoxy Filled

PX45111	4, 6, or 8 cylinder.....	66.99 ea
---------	--------------------------	----------

### 45,000 Volt Coil - 0.32 Ohm

The Flame-Thrower III coils are for use on vehicles equipped with the Ignitor III system.

#### Chrome Oil Filled

PX44001	8 cylinder.....	71.99 ea
---------	-----------------	----------

#### Black Oil Filled

PX44011	8 cylinder.....	60.99 ea
---------	-----------------	----------



## 1958-74 Chrome Ignition Coil

Replacement high voltage 60,000 Volt chrome ignition coil is just what you'll need to keep your breaker point ignition system operating efficiently and looking good. Includes 1.4 Ohm resistor.

T9324	1958-74	60,000 Volt.....	\$2.99 ea
-------	---------	------------------	-----------



## ACCEL High-Performance Coil

Replace your stock coil with an Accel high-performance coil for increased performance, longer life and maximum dependability. A variety of applications are available for breaker point and breakerless ignition.

**Emissions Note:** \* CARB EO compliant (50 states legal). \*\* Non-CARB compliant (not legal for emission controlled vehicles).

**42,000 Volt Coil - Breaker Point or Breakerless Ignition**

8140C**	1955-74	chrome.....	46.99 ea
8140**	1955-74	yellow.....	40.99 ea

**45,000 Volt Coil - Breaker Point or Breakerless Ignition**

140001*	1955-74	super coil.....	98.99 ea
---------	---------	-----------------	----------

**45,000 Volt Coil for Breakerless Ignition**

8145C**	1955-74	chrome.....	61.99 ea
8145**	1955-74	yellow.....	51.99 ea

## Ignition System Coil MSD

Upgrade your stock coil or complement the performance of your MSD 6-Series ignition, these coils are the right choice! The following Blaster coils share the same special windings and high voltage output as the other Blaster 2 coils, but do not include a ballast resistor.

When you are using an MSD ignition control, the ignition is controlled by the voltage to the coil so a ballast is not necessary. The Blaster 3 coil features an extra tall tower design to improve the coil wire attachment and spark isolation and is supplied with a 90 degree terminal and boot. Made in USA.

**Emissions Note:** \* CARB EO compliant (50 states legal).

8202	Blaster 2.....	71.99 ea
8223	Blaster 3.....	71.99 ea



## 1958-95 ThunderSpark Ignition Coil

ThunderSpark ignition coils are precision made for superior performance and manufactured to meet or exceed all original equipment specifications. A full service kit contains not only the base sensor but also provides the installer with the mating connector, pigtail, butt splices and heat shrink to ensure a watertight connection.

9201001	1958-74	standard.....	16.99 ea
9201003	1974-88	HEI.....	23.99 ea
9201037	1982-90	HEI.....	24.99 ea
9201004	1983-95	HEI.....	17.99 ea

## Blaster Performance Coil



With a stock points style ignition, a ballast resistor must be placed in-line with the positive terminal of the coil.

The following Blaster coils are supplied with a 0.8 Ohm ballast resistor plus a terminal and boot to fit most applications. Mallory Unilite applications also require the ballast resistor. Available in chrome or red. Made in USA.

**Important:** The ballast is not necessary if an MSD 6 or 7 series ignition control is being used with the points distributor.

**Emissions Note:** \* CARB EO compliant (50 states legal). \*\* Non-CARB compliant (not legal for emission controlled vehicles).

8200**	Blaster 2	chrome.....	77.99 set
8203*	Blaster 2	red.....	81.99 set



## Chrome Coil Cover

Dress your engine up with a chrome or finned aluminum coil cover. Fits most early model coils. Includes cover and attaching bracket.

66120	chrome.....	99.99 ea
A5700219	finned aluminum.....	91.99 set



## 1955-75 Coil Mounting Bracket

This coil bracket is designed to fit all 1962-75 small block or big block engines without HEI. Available in zinc-plated or chrome-plated finish. Cinch bolt included.

T9366	1955-75	chrome-plated.....	6.99 ea
E276	1955-75	zinc-plated.....	19.99 ea

## Ignition Coil Resistor

Reproduction resistors feature the Delco Remo logo as original and correct.

Ohm rating for high performance or standard engines. GM service replacement parts will offer years of service and long-lasting dependability. Primary blue strip, 1.8 Ohms.

<b>Reproduction Delco Remo</b>			
D1110A	1957-74	6 or 8 cyl. exc. hi-po	29.99 ea
D1111	1956-64	8 cyl with hi-po.....	29.99 ea
D1111A	1962-64	w/2nd design bracket	29.99 ea

#### GM Service Replacement

G0881	1956-66	1.8 Ohms.....	19.99 ea
-------	---------	---------------	----------

## Coil Bracket Bolt Set



Available in black oxide finished chromoly or rustproof stainless steel, as well as with a conventional Hex head or compact 12 point. Washers included.

<b>Black Oxide</b>			
AR13232	Hex head.....	3.99 set	
AR13231	12 point.....	3.99 set	
<b>Stainless</b>			
AR43232	Hex head.....	9.99 set	
AR43231	12 point.....	9.99 set	



# HEI Ignition Coils



## 8.5mm Super Conductor Coil Wire

If you're changing a coil or cap to a new design, you could find yourself searching for different terminals for the coil wire. MSD offers these 2 style coil wires to make the change easy. Also, remember that the coil wire sees 8 times the use of each plug wire so changing the coil wire as maintenance is recommended.

**Important:** \*18" long, female socket style, both ends. \*18" long, 90 degree male coil terminals and boots are installed on both sides to connect to an HEI style terminal. A terminal adapter is also supplied to adapt to a female-socket style distributor cap.

84049*	Blaster 2	red	25.99	ea
84039**	Blaster 3	red	25.99	ea
84033**	Blaster 3	black	25.99	ea



detail - installed

## LS Engine Coil Pack Shield

LS engine coil pack shield. Prevents premature coil failure due to overheating, eliminating the need to relocate. Semi-rigid construction made from double sided aluminum and high temperature foam core. They easily install under the coil brackets and work with factory and aftermarket coils. Fits LS1, 2, 3, and 7. DE011001 LS coil shields 29.99 ea



## HEI Coil Cover

Replacement coil cover for MSD #8362 Street Fire Distributor or stock GM HEI distributor. 8402 coil cover 30.99 ea



## 1974-02 Replacement Ignition Coil

Service replacement, premium quality, ignition coils for 6 and 8 cylinder engines.

### HEI Systems

C834	1974-84	red, yellow, blk wires	17.99	ea
C833	1978-92	red, white, blk wires	13.99	ea

### Ltno Style Ignition Systems

C846	1987-95	6 and 8 cylinder	15.99	ea
C1098	1996-97	8 cylinder	24.99	ea
C849	1993-02	6 cylinder (3 req...)	18.99	ea
C1144	1998-02	8 cylinder (1 per cyl)	42.99	ea

## 50,000 Volt HEI Coil

An optimized winding design to maximize spark gap current and available voltage. When teamed with the Flame-Thrower module, they produce 100% more energy across the spark plug compared to the OEM coil. Select the matching Flame-Thrower module for your application to create a proven performance combo!

**Note:** Replaces OEM coils with the same color wires listed. Emissions Note: Ⓞ CARB EO compliant (50 states legal).

<b>HEI In-Cap Mounted Coil</b>				
PX3000	black/yellow/red wire	79.99	ea	
PX3001	black/white/red wire	78.99	ea	
<b>HEI Remote Mounted Coil</b>				
PX3002	1985-95	73.99	ea	

## HV 60,000 Volt Coil

The Flame-Thrower HV (high voltage) coil have an E-Core design which is rated at a sizzling 60,000 Volts and operates with no degradation of energy throughout the temperature ranges. Made from 6063-T3 aluminum, it efficiently transfers heat to optimize energy output, and the housing is black anodized for increased corrosion resistance. Available in 3 different resistances for compatibility with most points and electronic ignition systems. Stand threaded connections and mounting hardware are included.

**Emissions Note:** Ⓞ CARB EO compliant (50 states legal).  
PX60104 0.45 Ohm 113.99 ea  
PX60115 1.5 Ohm 113.99 ea  
PX60130 3.0 Ohm 113.99 ea

## HC 60,000 Volt Coil

The Flame-Thrower HC (high current) coils have an E-Core design which is rated at 60,000 Volts with an ultra low .32 primary resistance and has a high current design for a rapid charge rate. Made from 6063-T3 aluminum, it efficiently transfers heat to optimize energy output. The housing is black anodized for increased corrosion resistance and has a precision machined male high tension terminal and brass primary terminals. It is compatible with Ignitor II and Ignitor III systems as well as most capacitive discharge boxes. Standard threaded connections and mounting hardware are included.

**Emissions Note:** Ⓞ CARB EO compliant (50 states legal).  
PX60103 0.32 Ohm 103.99 ea

## HyperSpark Ignition Coil

Sniper EFI HyperSpark ignition coil from Holley Performance. This coil features an innovative connector and integrated bracket for a secure connection and simplified mounting. Its powerful 135MΩ of spark ensure complete combustion and improved performance. This coil is designed to be "Plug and Play" with Sniper EFI Systems.  
**Emissions Note:** Ⓞ Non-CARB compliant (not legal for emission controlled vehicles).  
H556152 universal 51.99 ea

## Power Coil


The TSP power coil is capable of delivering a longer and hotter spark with up to 70% more spark energy than stock ignition coils. Its convenient design easily mounts to fire walls, core supports and fender wells. It features an aluminum heat sink keeping it cooler for more efficient energy output at lower temperatures. Coils have an HEI style output tower and are rated at 50 kV maximum voltage with 260 mA peak current with 0.35 Ohm primary resistance. Coils include installation hardware, a coil wire boot with terminal and a wiring harness.

A770200	red coil	45.99	ea
A770201	blue coil	45.99	ea
A770202	black coil	45.99	ea

## Blaster SS Coil

Don't let the compact size of the Blaster SS coil fool you because it is packed with performance. The efficient E-core windings are designed to produce high amounts of current without sacrificing the voltage output. In fact, when used with an MSD 6 Series Ignition, the Blaster SS produces 300 milliamps with a maximum voltage output of 40,000 Volts. The secondary windings are wound on a segmented bobbin which reduces the chance of voltage breakdown between the primary and secondary windings. For more protection, these windings are encased in a polyurethane compound for complete protection against vibration. The Blaster SS features brass terminals and a sturdy Kynite housing. It is supplied with a 90 degree red terminal and vibration mounts. A great addition to CD ignitions and some stock applications. Made in USA.

8207	1958-96	81.99	ea
------	---------	-------	----



## 1974-01 High-Performance HEI Coil

Replace your stock coil with an Accel high-performance coil for increased performance, longer life and maximum dependability. A variety of applications are available for breaker point and breakerless ignition.

<b>Emissions Note:</b> Ⓞ CARB EO compliant (50 states legal), Ⓢ Non-CARB compliant (not legal for emission controlled vehicles).				
<b>45,000 Volt HEI In-Cap Super Coil with Cover</b>				
140003	1974-87	wired & yellow wires	98.99	ea
140005	1974-87	wired & white wires	95.99	ea
<b>48,000 Volt HEI In-Cap Super Coil</b>				
140013**	1974-87	wired & yellow wires	98.99	ea
<b>48,000 Volt HEI Remote Mount Super Coil</b>				
140011**	1984-95		67.99	ea
<b>45,000 Volt AC/Delco Style DIS Super Coil</b>				
140017	1986-01		61.99	ea

# Performance Ignition

Never change points again!



## PERITRONIX IGNITOR II

Eliminates points and moving parts that wear out, while delivering twice the voltage to the spark plugs over stock to increase horsepower, fuel economy and plug life! Optimal performance can be achieved when used with the Flame-Thrower 40,000 Volt coil. Ignitor is concealed entirely within the distributor. Installs in minutes, compatible with 12 Volt negative ground systems, and it's smog legal in all 50 states and Canada! Includes a 30-month warranty.

- Emissions Note:** CARB EO compliant (50 states legal).
- 6 Cylinder
    - PX1168 1941-62 6 cylinder..... 162.99 set
    - PX162A 1963-74 6 cylinder..... 124.99 set
  - 8 Cylinder with Point-Lobe Style Sensor
    - PX1181LSC 1957-74 8 cylinder..... 132.99 set
  - 8 Cylinder with Hall-Effect Style Sensor
    - PX1181 1957-74 8 cylinder..... 117.99 set

## PERITRONIX Ignitor III

The Ignitor II electronic ignition goes an extra step beyond for even more power and efficiency! It senses levels of current in the coil, and uses a powerful micro controller to adjust the dwell to maintain peak energy throughout the entire RPM range. As engine RPM and operating conditions change, dwell time is increased or decreased to provide more energy at higher RPM, reducing misfires while improving engine performance. Ignitor II develops nearly 4 times more available energy between 3000 and 5000 RPM, and double the available plug voltage! The Ignitor II's higher RPM performance is maximized when used with the new Flame-Thrower II super low resistance (0.6 Ohms) 45,000 Volt coil, but the system is compatible with any induction coil. It comes with a 30-month warranty and is emissions legal in all 50 states and Canada!

- Emissions Note:** CARB EO compliant (50 states legal).
- 6 Cylinder
    - PX91162 1963-74 6 cylinder..... 177.99 set
  - 8 Cylinder with Hall-Effect Style Sensor
    - PX91181 1957-74 8 cylinder..... 171.99 set

## PERITRONIX Ignitor III

Ignition box performance without the box. The Ignitor III is the most advanced points replacement set. It is literally an ignition box inside your distributor. It features multiple sparks throughout the entire RPM range and a REV limiter accurate to +/- 50 RPM which is set by you with an LED user feedback for rev limit confirmation. The Ignitor III module generates 5 times more spark than points. This means more spark energy creating more horsepower and better mileage. The Ignitor III features include: adaptive dwell which maintains peak energy throughout the entire RPM range. Peak current level is reached just prior to spark for maximum energy without the heat buildup, increasing coil performance and module reliability. Legal in all 50 states and Canada. Fits GM V8 single point type distributors.

- Note:** Not available for 6 cylinder.
- Emissions Note:** CARB EO compliant (50 states legal).
- PX71181 1957-74 8 cylinder..... 206.99 set



## 1957-74 E-Spark Conversion Set

Are you tired of constantly having to adjust and replace points in your distributor? Eliminate those pesky points altogether with Mallory's new, low cost E-Spark conversion sets. This self-contained conversion set fits neatly within a stock GM or Mallory distributor cap, so it looks like original from the outside. Thanks to specialized electronic circuitry and an infrared signal, you'll never again have moving parts to wear out, and you gain better performance, drivability, and throttle response, plus improved fuel efficiency!

- Delco Distributor**  
61001M 1957-74 all w/window cap... 124.99 set



## Unilite Conversion for GM Distributors

Unilite conversion sets for point distributors put an end to high maintenance point ignition systems by installing a proven Mallory Unilite ignition conversion set. By utilizing specialized electronic circuitry and an infrared signal, ignition timing is stable from 1 RPM through 10,000 RPM. Features include more accurate ignition timing than any other type of system, improves performance and fuel efficiency, easy-to-install with simple hand tools, reduced maintenance (never change points again) and latest thermal clad based surface mount construction for maximum dependability and long-life.

- Emissions Note:** CARB EO compliant (50 states legal).
- 501 1957-74 8 cylinder..... 113.99 set

## Breakerless Ignition Module

Replacement Unilite ignition module for Mallory breakerless distributors. Fits all series Mallory Unilite distributors except 42, 50, and 57. Requires a 1.4 ohms Ballast resistor, Loom resistor or internally resisted coils.


- Emissions Note:** Non-CARB compliant (not legal for emission controlled vehicles).
- 605 all except 42, 50, and 57 series..... 82.99 ea



## Ignition Control Module

If your vehicle is equipped with a Chevrolet V8 engine and a GM factory distributor, upgrade to Mallory components during your next tune-up. You'll enjoy increased performance, longer life and maximum dependability.

- 607 1974-87 V8 HEI - 4 prong..... 56.99 ea



## 1974-97 Ignition Control Module

Replacement ignition control modules for 1974-97 GM vehicles.

- Note:** Because of the many applications of control modules, use the photo to identify the module, or if you cannot identify by photo, call for more detailed application listing.
- DR100 1974-80 6 and 8 cylinder... 17.99 ea
  - DR124 1981-87 6 and 8 cylinder... 33.99 ea
  - DR140 1987-90 6 and 8 cylinder... 32.99 ea
  - LX381T 1996-97 6 and 8 cylinder... 64.99 ea

## 1974-88 Ignition Control Module

This performance ignition module is a direct replacement for GM computer controlled distributors. This module provides enhanced high RPM performance and increase spark plug voltage. Engineered with low saturation for maximum spark intensity. Fits All V8, V6, and 4 cylinder HEI distributors.

- Emissions Note:** Non-CARB compliant (not legal for emission controlled vehicles).
- 60944C 1974-88 4 pin..... 32.99 ea



## Ignition Control Module

These performance ignition modules for GM computer controlled distributors provide enhanced high RPM performance and increase spark plug voltage when used with a Flame-Thrower coil.

- Emissions Note:** CARB EO compliant (50 states legal).
- PX2000 1974-88 4 pin, 6.9 amp..... 64.99 ea
  - PX2001 1980-91 7 pin, 6.0 amp..... 77.99 ea
  - PX2002 1987-91 8 pin, 6.0 amp..... 77.99 ea



## ACCEL Ignition Control Module

If your vehicle is equipped with a Chevrolet V8 engine and a GM factory distributor, upgrade to Accel components during your next tune-up. You'll enjoy increased performance, longer life, and maximum dependability.

- Emissions Note:** CARB EO compliant (50 states legal). Non-CARB compliant (not legal for emission controlled vehicles).
- 35361 1974-87 HEI, 4 prong..... 67.99 ea
  - 35362 1986-90 GM dist #103749 77.99 ea
  - 35370E 1990-95 GM dist #103880 133.99 ea

ENGINES & COMPONENTS

# Ignition Wires

## 1964-67 Transistor Ignition Amplifier

Ignition system trouble, one of the most frustrating problems any classic GM owner can experience! Take it to three different mechanics, get three different answers. If you're experiencing strange ignition problems that no one can seem to diagnose, don't rule out the transistor ignition amplifier. This unit beats up your spark to allow your classic to run more efficiently enhancing performance. This is a correct reproduction of the transistor ignition amplifier module. Replaces the original circuit board in amplifier.



32270 1964-67 all..... 188.99 ea

## 1964-65 Transistor Ignition Amp Harness

While troubleshooting your ignition system, a more common problem may be the transistor amplifier wiring harness itself. Again, if replacing your expensive module, be sure to order the new wiring to protect your investment!



CF46911 1964 all..... 95.99 ea  
CF48218 1965 all..... 95.99 ea

## 1964-67 Transistor Ignition Amp Extension

If your transistor ignition amplifier is fine, your harness is intact, and the system still isn't working, the problem may be the ignition amplifier extension. This integral extension runs from the internal circuit board to your amplifier housing connection.

32325 1964-67..... 59.99 ea

## 1964-67 Starter to Ignition Amp Harness

If the ignition amplifier checks out ok, then perhaps you'll need the starter to amplifier harness only. This harness runs from the starter to the ignition amplifier as described above. A "must have" if you are investing in a new amplifier as well! Fits all models.

CF47103 1964..... 112.99 ea  
CG58219 1965..... 100.99 ea  
CG67841 1966-67..... 100.99 ea

## 1964-67 Ignition Amp Extension Harness

This harness is correctly reproduced with original style GM fasteners as are those listed above. This particular harness connects the ignition switch to the ignition amplifier extension harness listed above, be sure to order in conjunction when replacing your entire system.



CF46913 1964-67..... 20.99 ea



- Includes correct coded production detail
- Available from 1963 through 1974
- Includes correct Packard TVR Suppression markings



## 1953-74 Date Coded Spark Plug Wire Set

Reproduction Delco-Packard plug wires for 1953-74 full size models. Each wire includes the original style lettering with the wording Packard TVR Suppression. All wires are date coded based on the production quarter of the vehicle. "1-Q" indicates the first half of the production model year and "3-Q" indicates the second half of the production year. Wiring sets are produced for Chevrolet's with original exhaust manifolds.

Note: Not for use with aftermarket headers or manifolds. 3-Q dated plug wires may be correct for use on vehicles manufactured in the first months of the succeeding years production.

### 1953 Date Coded Plug Wires

36416 1953 L6 all..... 64.99 set

### 1954 Date Coded Plug Wires

36416 1954 L6 all..... 64.99 set

### 1955 Date Coded Plug Wires

36416 1955 L6 all..... 64.99 set

36459 1955 V8 all..... 84.99 set

### 1956 Date Coded Plug Wires

36416 1956 L6 all..... 64.99 set

36459 1956 V8 1st design..... 84.99 set

36461 1956 V8 2nd design..... 84.99 set

### 1957 Date Coded Plug Wires

36417 1957 L6 all..... 64.99 set

36463 1957 V8 all..... 84.99 set

### 1958 Date Coded Plug Wires

36468 1958 V8 all..... 84.99 set

### 1959 Date Coded Plug Wires

36468 1959 V8 all..... 84.99 set

### 1960 Date Coded Plug Wires

36468 1960 V8 all..... 84.99 set

### 1961 Date Coded Plug Wires

36418 1961 L6 1-Q-61..... 64.99 set

36469 1961 V8 1-Q-61..... 84.99 set

### 1962 Date Coded Plug Wires

36419 1962 L6 3-Q-61..... 64.99 set

36420 1962 L6 1-Q-62..... 64.99 set

36470 1962 V8 3-Q-61..... 84.99 set

36471 1962 V8 1-Q-62..... 84.99 set

### 1963 Date Coded Plug Wires

36445 1963 L6 3-Q-62 with AC..... 64.99 set

36446 1963 L6 1-Q-63 with AC..... 64.99 set

36421 1963 L6 3-Q-62 without AC..... 64.99 set

36422 1963 L6 1-Q-63 without AC..... 64.99 set

36472 1963 V8 3-Q-62..... 84.99 set

36473 1963 V8 1-Q-63..... 84.99 set

### 1964 Date Coded Plug Wires

36447 1964 L6 3-Q-63 all w/AC..... 64.99 set

36448 1964 L6 1-Q-64 all w/AC..... 64.99 set

36423 1964 L6 3-Q-64 all w/o AC..... 64.99 set

36424 1964 L6 1-Q-64 all w/o AC..... 64.99 set

36474 1964 V8 3-Q-63 all..... 84.99 set

36475 1964 V8 1-Q-64 all..... 84.99 set

### 1965 Date Coded Plug Wires

36449 1965 L6 3-Q-64 all w/AC..... 64.99 set

36450 1965 L6 1-Q-65 all w/AC..... 64.99 set

36425 1965 L6 3-Q-64 all w/o AC..... 64.99 set

36426 1965 L6 1-Q-65 all w/o AC..... 64.99 set

36476 1965 V8 3-Q-64 all..... 84.99 set

36477 1965 V8 1-Q-65 all..... 84.99 set

### 1966 Date Coded Plug Wires

36451 1966 L6 3-Q-65 all w/AC..... 64.99 set

36452 1966 L6 1-Q-66 all w/AC..... 64.99 set

36427 1966 L6 3-Q-64 all w/o AC..... 64.99 set

36428 1966 L6 1-Q-66 all w/o AC..... 64.99 set

36478 1966 V8 3-Q-65 all..... 84.99 set

36479 1966 V8 1-Q-66 all..... 84.99 set

### 1967 Date Coded Plug Wires

36453 1967 L6 3-Q-66 all w/AC..... 64.99 set

36454 1967 L6 1-Q-67 all w/AC..... 64.99 set

36429 1967 L6 3-Q-66 all w/o AC..... 64.99 set

36430 1967 L6 1-Q-67 all w/o AC..... 64.99 set

36480 1967 V8 3-Q-66 small block..... 84.99 set

36543 1967 V8 3-Q-66 big block..... 84.99 set

36481 1967 V8 1-Q-67 all..... 84.99 set

### 1968 Date Coded Plug Wires

36455 1968 L6 3-Q-67 all w/AC..... 64.99 set

36456 1968 L6 1-Q-68 all w/AC..... 64.99 set

36431 1968 L6 3-Q-67 all w/o AC..... 64.99 set

36432 1968 L6 1-Q-68 all w/o AC..... 64.99 set

36545 1968 V8 3-Q-67 big block..... 84.99 set

36546 1968 V8 1-Q-68 big block..... 84.99 set

36510 1968 V8 3-Q-67 small block..... 84.99 set

36482 1968 V8 3-Q-67 small block..... 84.99 set

36511 1968 V8 1-Q-68 small block..... 84.99 set

36483 1968 V8 1-Q-68 small block..... 84.99 set

### 1969 Date Coded Plug Wires

36457 1969 L6 3-Q-68 all w/AC..... 64.99 set

36458 1969 L6 1-Q-69 all w/AC..... 64.99 set

36433 1969 L6 3-Q-68 all w/o AC..... 64.99 set

36434 1969 L6 1-Q-69 all w/o AC..... 64.99 set

36547 1969 V8 3-Q-68 big block..... 84.99 set

36548 1969 V8 1-Q-69 big block..... 84.99 set

36512 1969 V8 3-Q-68 small block..... 84.99 set

36484 1969 V8 3-Q-68 small block..... 84.99 set

36513 1969 V8 1-Q-69 small block..... 84.99 set

36485 1969 V8 1-Q-69 small block..... 84.99 set

### 1970 Date Coded Plug Wires

36435 1970 L6 3-Q-69 all..... 64.99 set

36436 1970 L6 1-Q-70 all..... 64.99 set

36549 1970 V8 3-Q-69 big block..... 84.99 set

36550 1970 V8 1-Q-71 all..... 84.99 set

36486 1970 V8 3-Q-69 small block..... 84.99 set

36487 1970 V8 1-Q-70 small block..... 84.99 set

### 1971 Date Coded Plug Wires

36437 1971 L6 3-Q-70 all..... 64.99 set

36438 1971 L6 1-Q-71 all..... 64.99 set

36494 1971 V8 3-Q-70 all..... 84.99 set

36495 1971 V8 1-Q-71 all..... 84.99 set

### 1972 Date Coded Plug Wires

36439 1972 L6 3-Q-71 all..... 64.99 set

36440 1972 L6 1-Q-72 all..... 64.99 set

36518 1972 V8 3-Q-71 all..... 84.99 set

36496 1972 V8 3-Q-71 all..... 84.99 set

36519 1972 V8 1-Q-72 all..... 84.99 set

36497 1972 V8 1-Q-72 all..... 84.99 set

### 1973 Date Coded Plug Wires

36441 1973 L6 3-Q-72 all..... 64.99 set

36442 1973 L6 1-Q-73 all..... 64.99 set

36520 1973 V8 3-Q-72 all..... 84.99 set

36521 1973 V8 1-Q-73 all..... 84.99 set

### 1974 Date Coded Plug Wires

36443 1974 L6 3-Q-73 all..... 64.99 set

36444 1974 L6 1-Q-74 all..... 64.99 set

36522 1974 V8 3-Q-73 all..... 84.99 set

36523 1974 V8 1-Q-74 all..... 84.99 set

# Performance Wires



## 1958-90 Spark Plugs

ACCEL's patented race proven spark plugs are now available in a "shorty" configuration. The overall length of each plug has been reduced 1/4" to 3/8" (depending on the specific spark plug to gain critical air gap space between the spark plug boot and the exhaust manifold or header tube. This helps eliminate burning the spark plug boot or dimpling the header tube. The shorter spark plug length also can make it easier to install and remove the spark plugs in certain applications where there is not a lot of room to work with a socket or wrench.

Note: Standard Header plugs are sold in sets of 8. \*Set of 4.

### 8 Cylinder

8197	1958-67	283	.....	46.99 set
8199	1979	305	5.0L (G,H)	51.99 set
8197	1968	307	.....	46.99 set
8197	1962-68	327	250HP, 275HP	46.99 set
8197	1969	327	.....	46.99 set
8197	1967-70	350	exc. 360HP	46.99 set
8199	1971	350	5.7L	51.99 set
8199	1976-79	350	5.7L (L)	51.99 set
8199	1971	400	6.6L	51.99 set
8199	1976	400	6.5L	51.99 set
8199	1971	402	6.6L	51.99 set
8198	1971	454	7.5L 365HP	56.99 set
8199	1971	454	7.5L 425HP L56	51.99 set
8199	1976	454	7.5L	51.99 set
04164S	1986-90	350	.....	40.99 set

## 1958-96 Spark Plug

Want to unlock more power from your engine and actually burn less gas?

Through an intensive R&D process, E3 has created a spectacular new spark plug that creates the industry's fastest spark growth and fastest combustion pressure rise, meaning it burns fuel more efficiently to give you more power and increased fuel economy.

E3's patented design forces the spark discharge from one sharpened edge to another, and projects the spark forward into the combustion chamber, unlike traditional spark plugs, for the most consistent, powerful and efficient burn possible! Sold individually.



### 6 Cylinder

E3346	1962-67	194	.....	6.99 ea
E3346	1964-66	230	.....	6.99 ea
E3346	1968-69	230	.....	6.99 ea
E3342	1970	230	.....	6.99 ea
E3352	1958-70	235	.....	6.99 ea
E3342	1967	250	.....	6.99 ea
E3346	1967-69	250	.....	6.99 ea
E3342	1970-79	250	.....	6.99 ea
E3341	1970-86	2.8L	.....	6.99 ea

### 8 Cylinder

E3342	1975	262	.....	6.99 ea
E3346	1976-79	262	.....	6.99 ea
E3342	1971-73	307	.....	6.99 ea
E3342	1971-79	350	.....	6.99 ea
E3346	1968-70	400	.....	6.99 ea
E3346	1978-86	5.0L	.....	6.99 ea
E3356	1967-69	5.0L	.....	6.99 ea
E3348	1987-88	5.7L w/alum. heads	6.49 ea	
E3344	1994-96	5.7L	.....	6.99 ea



## 8mm Superstock Plug Wires

ACCEL's SuperStock 4000 series 8mm spark plug wire sets are designed to upgrade an OE ignition system for high spark delivery levels for street driven applications. The 450 degree F rated high glass silicone jacket is extended over a tightly woven, rugged fiberglass braid. RFI suppression for street driven applications. Universal wire sets include standard socket and HEI boots with the appropriate terminals. Made in USA.

Core: Carbon/graphite conductive material, high resistance suppression, fiberglass/Kevlar, 3000-7000 Ohms per foot resistance.

Note: Universal fit 8 cylinder wire sets can be used for 6 cylinder applications.

### Universal Fit 8 Cylinder Sets

4041K	black	90 degree boots	.....	61.99 set
4041R	red	90 degree boots	.....	61.99 set
4041Y	yellow	90 degree boots	.....	61.99 set
4041B	blue	90 degree boots	.....	61.99 set
4040K	black	straight boots	.....	61.99 set
4040R	red	straight boots	.....	61.99 set
4040Y	yellow	straight boots	.....	61.99 set
4040B	blue	straight boots	.....	61.99 set



## 8mm Superstock Spiral Plug Wires

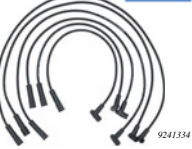
ACCEL's SuperStock Spiral Core 5000 Series wire sets. With only 500 Ohms per foot of resistance, more ignition energy can reach the spark plug, producing a longer-lasting, hotter spark, flame kernel. This 8mm wire's double silicone construction is rated to 550 degrees F. The high glass wire jacket resists moisture, chemicals, and heat extremes for longer life and great looks. Stainless steel plug terminals. High RFI suppression for street and strip use. Universal wire sets include standard socket and HEI boots with the appropriate terminals. Made in USA.

Core: Spiral wound stainless steel alloy conductor, magnetic suppression and semi-reactive material, fiberglass/Kevlar core, 500 Ohms per foot resistance.

Note: Universal fit 8 cylinder wire sets can be used for 6 cylinder applications.

### Universal Fit 8 Cylinder Sets

5041K	black	90 degree boots	.....	88.99 set
5041R	red	90 degree boots	.....	79.99 set
5041B	blue	90 degree boots	.....	75.99 set
5040K	black	straight boots	.....	77.99 set
5040R	red	straight boots	.....	85.99 set
5040B	blue	straight boots	.....	75.99 set



## ThunderCore PRO Plug Wire Set

Walker Products ThunderCore PRO wire sets are precision manufactured from premium components in an ISO9001 certified facility in the USA. Designed to provide outstanding performance and manufactured to meet or exceed all original equipment specifications and test requirements. Manufactured with hi-temp OE quality silicone boots and tips, stainless steel terminals and tubes.

9241550	1980-93	4 cylinder	7mm	.....	33.99 kit
9241334	1986-85	6 cylinder	7mm	.....	23.99 ea
9241553	1960-89	8 cylinder	7mm	.....	59.99 kit
9241552	1960-96	8 cylinder	7mm	.....	44.99 kit
9241554	1960-86	8 cylinder	7mm	.....	59.99 kit
9241394	1973-76	8 cylinder	7mm	.....	27.99 ea
9241528	1980	8 cylinder	7mm	.....	27.99 ea
9241395	1981-86	8 cylinder	7mm	.....	34.99 ea
9241404	1986-90	8 cylinder	8mm	.....	27.99 ea
9241529	1987	8 cylinder	7mm	.....	22.99 ea



## Flame-Thrower Spark Plug Wires

These Flame-Thrower high-performance spark plug wires were created with the classic car in mind. They are manufactured in original 7mm size jackets to fit stock wiring looms. With no markings or script of any kind on the wire, they maintain a stock appearance yet give you all the benefits of a high-performance wire set including: 2 current paths spiral wound stainless steel alloy winding and carbon impregnated fiberglass center core, 100 500 Ohm per foot resistance, silicone jackets to resist high temperatures, moisture, oil and chemicals. They also have EPDM rubber inner insulation for superior heat resistance and prevention of arcing and voltage leaks. Fiberglass reinforcing braid is added for strength and flexibility. Lifetime Warranty, Made in USA.

### 1958-74 Spark Plug Wires

PX706101	1963-73	6 cylinder	all	.....	67.99 set
PX708101	1958-72	SB	.....	.....	66.99 set
PX708103	1973-74	SB	without HEI	.....	67.99 set
PX708102	1965-74	BB	without HEI	.....	73.99 set

# Performance Wires



A970101K



A970105B

## USA Thunder Volt 8.2 Ignition Wires

Taylor Thunder Volt 8.2mm ignition wires are dyno-tested and proven to increase horsepower and torque. Designed with a Ferrite spiral wound core coated with a blend of copper/nickel bonded with a conductive acrylic core for only 40 Ohms per foot of resistance with optimum RFI and EMI suppression. A 2 layer 100% Zimplice silicone outer jacket for heat protection up to 600 degrees. Available in black, red, or blue with gray silicone spark plug boots. Universal wire sets include both standard socket and HEI boots with the appropriate terminals. Made in USA.

Emissions Note: Legal in U.S. (excludes California).

### Universal Fit 8 Cylinder Sets

A970101K	black	90° boots.....	109.99 set
A970101R	red	90° boots.....	109.99 set
A970101B	blue	90° boots.....	109.99 set
A970102K	black	135° boots.....	109.99 set
A970102R	red	135° boots.....	109.99 set
A970102B	blue	135° boots.....	109.99 set
A970103K	black	180° boots.....	109.99 set
A970103R	red	180° boots.....	109.99 set
A970103B	blue	180° boots.....	109.99 set

### Custom Race Fit Over Valve Cover Sets

#### Small Block

A970104K	black	socket & 90° boots	99.99 set
A970104R	red	socket & 90° boots	99.99 set
A970104B	blue	socket & 90° boots	99.99 set
A970105K	black	HEI & 90° boots...	99.99 set
A970105R	red	HEI & 90° boots...	99.99 set
A970105B	blue	HEI & 90° boots...	99.99 set

#### Big Block

A970108K	black	socket & 135° boots	99.99 set
A970109K	black	HEI & 135° boots	99.99 set
A970109R	red	HEI & 135° boots...	99.99 set
A970109B	blue	HEI & 135° boots...	99.99 set

### Custom Race Fit Under Header Wire

#### Small Block

A970106K	black	socket & 90° boots	99.99 set
A970106R	red	socket & 90° boots	99.99 set
A970106B	blue	socket & 90° boots	99.99 set
A970107K	black	HEI & 90° boots...	99.99 set
A970107R	red	HEI & 90° boots...	99.99 set
A970107B	blue	HEI & 90° boots...	99.99 set

#### Big Block

A970111K	black	HEI & 90° boots...	99.99 set
A970111R	red	HEI & 90° boots...	99.99 set
A970111B	blue	HEI & 90° boots...	99.99 set



A970124R



A970114B

## USA 409 Pro Race Ignition Wires

USA 409 Pro Race 10-4mm high-performance ignition wires are designed for street and track performance. Featuring tightly woven heat treated fiberglass braid over a 100% silicone Spiro-Pro ignition wire providing a 3 layer jacket these wires have a 102,000 Volt dielectric strength and thermal protection to 600 degrees. The spiral wound core with 350 Ohm resistance per foot has excellent EMI and RFI suppression making them perfect for extreme electronic ignition systems. Available in black, red, and blue with low profile silicone Pro Boot spark plug boots. Universal wire sets include both standard socket and HEI boots with the appropriate terminals. Made in USA.

Emissions Note: Legal in U.S. (excludes California).

### Universal Fit 8 Cylinder Sets

A970112K	black	90° boots.....	169.99 set
A970112R	red	90° boots.....	175.99 set
A970112B	blue	90° boots.....	175.99 set
A970113K	black	135° boots.....	175.99 set
A970113R	red	135° boots.....	175.99 set
A970113B	blue	135° boots.....	175.99 set
A970114K	black	180° boots.....	175.99 set
A970114R	red	180° boots.....	175.99 set
A970114B	blue	180° boots.....	175.99 set

### Custom Race Fit Over Valve Cover Sets

#### Small Block

A970115R	red	socket & 90° boots	165.99 set
A970116R	red	HEI & 90° boots.....	165.99 set
A970116B	blue	HEI & 90° boots.....	165.99 set

#### Big Block

A970120R	red	socket & 135° boots	165.99 set
HEI & 135° boots...	165.99 set		
A970120B	blue	HEI & 135° boots...	165.99 set

### Custom Race Fit Under Header Wire

#### Small Block

A970117R	red	socket & 90° boots	165.99 set
A970118R	red	HEI & 90° boots.....	165.99 set
A970118B	blue	HEI & 90° boots.....	165.99 set

#### Big Block

A970121R	red	socket & 90° boots	165.99 set
A970122R	red	HEI & 90° boots.....	165.99 set
A970122B	blue	HEI & 90° boots.....	165.99 set

### Custom Fit Model Specific Sets

#### Red Wire Set

A970124R	1999-02	5.7L LS1	98.99 set
----------	---------	----------	-----------

#### Blue Wire Set

A970124B	1999-02	5.7L LS1	98.99 set
----------	---------	----------	-----------



31359



## Super Conductor Spark Plug Wires

The MSD 8.5mm Super Conductor is the ultimate performance wire. It's extremely low resistance combined with the ability to suppress electro magnetic interference is a combination that defies the common laws of physics. Less resistance means more energy is going to make it to the spark plug to ignite the air/fuel mixture. The Super Conductor uses a copper alloy conductor resulting in less than 50 Ohms per foot of wire. This ensures that the most energy possible makes it to the spark plug. This combination is encased in a heavy-duty sleeve that will withstand abrasion and high temperatures. Cap off each end with our dual crimp terminals. Made in USA.


Important: \*With wires over valve covers.

### Red Wires

<b>Small Block</b>			
35659*	1971-74	with HEI.....	133.99 set
31659*	1971-74	without HEI.....	153.99 set
31359*	1975-82	with HEI.....	133.99 set
31409	1978-82	with HEI.....	149.99 set
<b>Big Block</b>			
31379	1969-74	without HEI.....	133.99 set
35579	1969-74	with HEI.....	143.99 set

### Black Wires

<b>Small Block</b>			
35653*	1971-74	with HEI.....	133.99 set
31653*	1971-74	without HEI.....	153.99 set
31353*	1975-82	with HEI.....	133.99 set
<b>Big Block</b>			
31373	1969-74	without HEI.....	133.99 set



## 2-in-1 Universal Wire Set

Universal wire sets have only the spark plug boot and terminal installed. These boots and terminals are available in your choice of a 90 degree boot or a multi-angle boot. Both sets include terminals for engines with either the early style (socket) and late style (HEI) distributor caps. The wires are extra long so they can be cut-to-fit any application. Each set includes a MSD mini-stripper crimper for easy installation. Available with wires in either black or red. Made in USA.

### 90 Degree Angle

31233	black	153.99 set
31239	red	153.99 set

### Multi-Angle

31193	black	153.99 set
31199	red	153.99 set

# Ignition Wire Accessories



TT14200

## Spark Plug Wire Heat Shield

This heat shield offers spark plug wires and boots the ultimate protection from conductive and radiant heat. The dual purpose sleeving has an aluminized outer surface that reflects 90% of radiant heat, up to 2000 degrees F, with a formulated silica based fabric inside that prevents conductive heat from penetrating.

TT14200	two 6" x 1-1/2"	17.99 pr
TT14250	four 6" x 1-1/2"	37.99 set



## 1958-70 Spark Plug Wire Shields

Save time and money with these plug wire heat shields that will protect your ignition wires from excessive heat. Includes 4 spark plug wire shields.

TF700526	1958-70	small block	23.99 set
----------	---------	-------------	-----------



## 1971-78 Spark Plug Wire Shields

Reproduction plug wire heat shields. Correct thickness and finish. Set includes 2 shields with spot welded attachment brackets and 2 shields with bolted on attachment brackets.

K0140	1971-78	small block	37.99 set
-------	---------	-------------	-----------



## Fire Sleeves Boot Protectors

Taylor fire sleeve boot protectors are 6" long silicone coated braided fiberglass sleeves that offer continuous protection up to 500 degrees F. They slide over most plug boots. Sold as a set of 8.

TP2522	silver	set of 8	61.99 set
--------	--------	----------	-----------



## Spark Plug Wire Sleeves

Easy-to-install Cool It nonflammable plug wire sleeves can be used in any temperature environment from street vehicles to race cars. Enhance performance, reduce misfires and extend plug wire life! Will not react with petroleum products. The double wall construction keeps the wire and boot cooler in a high temperature engine. Universal size fits most boots.

<b>4 Pack</b>			
TT14262	black	30.99 set	
TT14261	red	32.99 set	
TT14263	blue	37.99 set	
TT14260	silver	30.99 set	
<b>6 Pack</b>			
TT14272	black	49.99 set	
TT14271	red	46.99 set	
TT14273	blue	52.99 set	
TT14270	silver	52.99 set	



## 1965-91 Bow Tie Linear Wire Looms

Using the valve cover mounting bolts, these handsome chrome-plated looms are positioned along the valve cover to hold the wires in a neat parallel arrangement. One pair per package.

*Note: \* Will not fit 1955-72 small block with stock exhaust manifolds.*

D141638*	1971-86	small block	89.99 pr
D141639	1965-91	big block	107.99 pr



## Bow Tie Wire Retainers

These unique Bow Tie wire retainers feature the red Bow Tie emblem along with the word "Chevrolet" molded onto the black nylon head of each wire loom. The head is mounted on a high polished chrome stem. For small block or big block engines. Includes 2 retainers per package.

D141636	2 piece	15.99 set
---------	---------	-----------



## Spark Plug Wire Puller

This handy tool is great for pulling spark plug wires quickly and easily without damage to the wire or the rubber boots.

Y51250	metal puller with plastic handle	9.99 ea
--------	----------------------------------	---------



## Spark Plug Wire Support Set

Keeps wires away from hot underhood parts, insulates the plug wires, and reduces shorts and crosstalk. Available with or without stands to keep wires away from hot engine components.

*Emissions Note: \* Non-CARB compliant (not legal for emission controlled vehicles).*

MN2417*	V8	without stands	4.99 set
MN2418	V8	with stands	10.99 set



## 1958-61 V8 Spark Plug Wire Support Set

These reproduction spark plug wire supports have all the hardware, clips, retainers, and rubber grommets to hold your original wires in the proper place.

A6700104	1958-61	small block	79.99 set
----------	---------	-------------	-----------



## Spark Plug Hole Thread Chaser

Cleans and threads directly in the spark plug hole! Double ended for both 14mm and 18mm threads. Use with 13/16" spark plug socket.

Y20200	14mm and 18mm	6.99 ea
--------	---------------	---------



## Spark Plug Gapper

Gauges and gaps all types of spark plugs from 0.20" to .100" (.50mm to 2.53mm) Includes tapered edge for gauging spark plugs. Specially designed hole with flange adjusts side wire of plug without pressuring center electrode.

Y67870	0.20" to .100"	5.99 ea
--------	----------------	---------



## Spark Plug Terminal Pliers

Safely removes spark plug cables. Prevents damage to cables when replacing. The handles and jaws are coated with heavy plastic for a sure grip.

X135		15.99 ea
------	--	----------

# Ignition Wire Accessories



## 1971-78 SB Spark Plug Wire Retainer

Spark plug wire retainer for small block engines. These 2 slot spark plug wire retainers mount on the valve cover to keep the plug wires separated.

KW972 1971-78 set of 4 ..... 26.99 set



## 1965-72 Spark Plug Wire Retainer

Reproduction spark plug wire retainers used on various Chevrolet engines.

**Note:** \*The K0118 holds the spark plug wires and temperature wire. Will not fit 1958-70 small block with stock exhaust manifolds.

### 1969-70 Small Block

K0165 fits LH rear of valve cover ..... 17.99 ea  
K0118\* fits LH front of valve cover ..... 19.99 ea

### 1965-72 Big Block

K0165 fits LH 3rd bolt hole ..... 17.99 ea  
K0141 fits RH 2nd bolt hole from front 15.99 ea



## 1967-74 Plug Wire Stand and Retainers

Reproduction of the commonly missing 1967-74 spark plug wire stand and retainers. This wire retainer stand mounts to the RH side at the rear of the intake manifold using a manifold to block bolt. Includes an original style plastic wire separator. The stand is finished in a natural color and is ready to paint to the desired color.

**Note:** \*Will not fit 1958-70 small block with stock exhaust manifolds.

BS16\* 1967-70 stand and retainer SB 15.99 set  
K0071 1967-74 small block ..... 19.99 set



## 1965-76 Spark Plug Wire Retainers

OER® big block spark plug wire retainers for 1965-76 Chevrolet car and truck models. Manufactured to factory specifications from injection molded black ABS plastic.

### 4 Piece Set

K0087 1965-76 4 piece ..... 11.99 set

### Individual

A1162 1965-76 2 wire ..... 3.99 ea  
A1161 1965-76 4 wire ..... 2.99 ea

## Spark Guard



MSD's spark guard is a dielectric grease that stops voltage leaks, cases boot removal, prevents moisture buildup inside the spark plug wire sets. It won't dry up or harden so it retains spark insulating capabilities. Made in USA.

8804 spark guard ..... 33.99 ea



## 1964-69 SB Plug Wire Stand

Reproduction spark plug wire retainer stand specifically designed for various 1964-69 small block engines to route the wires correctly and prevent premature failure due to wear on moving parts or engine and exhaust heat.


14662	1964-67	LH - rear	24.99 ea
E365	1964-67	RH	22.99 ea
E294	1968	LH	27.99 ea
E366	1969	LH	27.99 ea



## Pro-Clamp Wire Separators

The MSD Pro-Clamp will keep the plug wires in a tidy order and away from engine heat sources. Each separator features secure grooves for each wire and a top bracket snaps in place to sandwich the wires in place. Each base has a hole for a retaining screw if desired and a tab that will help hold it in position. The set is supplied with two 4 wire separators, two 3 wire separators, and four 2 wire separators.

8843 Pro-Clamp separators ..... 35.99 set



## Clamp Style Wire Separators

Organize your engine bay with Taylor clamp style wire separators. Manufactured from nonconductive type 66 nylon that won't melt, distort, fade or crack. Each six piece set includes: two 4 wire separators, two 3 wire separators, and two 2 wire separators. Available in four different colors. Stainless steel hardware included.

### 7-8.2mm Wire Separators

A970125R	black	18.99 set
A970125R	red	18.99 set
A970125B	blue	18.99 set

### 10.4mm Wire Separators

A970126K	black	20.99 set
A970126R	red	20.99 set
A970126B	blue	20.99 set

## Pro-Crimp Tool

If you make numbers of plug wires or do a lot of custom wiring, the new Pro-Crimp tool is a must for your toolbox. The Pro-Crimp features interchangeable jaws allowing for a variety of different style crimps with one heavy-duty tool. The Pro-Crimp features a hardened steel frame with comfortable molded hand grips. The slick ratchet action provides secure, factory quality crimps every time. The tool is supplied with precision crimping/stripping jaws for MSD's spark plug wire terminals.

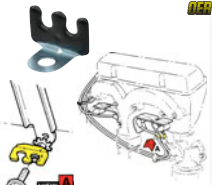
35051 Pro-Crimp tool II ..... 122.99 ea



## 1958-60 Rear Spark Plug Wire Retainer

Reproduction of the rear spark plug wire retainer used with small block engines. This 4 wire retainer mounts on the upper rear edge of the block below the heads to keep the spark plug wires separated. Fits both LH or RH side.

CX1845 1958-60 rear retainer ..... 7.99 ea



## 1958-70 Side Spark Plug Wire Retainer

Reproduction of the side spark plug wire retainer used on small block engines with Ram Horn style exhaust. This 2 wire retainer mounts on the side of the block using the heat shield bolt and keeps the spark plug wires separated. Fits both LH or RH side.

CX1846 1958-70 side retainer ..... 4.99 ea



## 1958-70 Lower Spark Plug Wire Retainer

Reproduction of the lower spark plug wire retainer used on small block engines with Ram Horn style exhaust. This 2 wire retainer mounts on the lower side of the block using an oil pan bolt and keeps the spark plug wires in place. Fits both LH and RH side.

CX1847 1958-70 lower retainer ..... 7.99 ea

## Make a Big Statement with Die-Cast Air Cleaner Emblems!

Install these beautiful chrome-plated die-cast emblems for an upscale custom look for your big block! These emblems capture the appearance of the air cleaner decals originally installed on big block vehicles of the era. Manufactured from die-cast metal, these colorful triple chrome-plated emblems are specifically designed to fit the contours of the stock 1967-73 big block 14" diameter open element air cleaner lid. Installation is simple! Each emblem is adhesive backed for easy peel-and-stick application.




### 1965-80 Die-Cast Crossed Flags/Turbo-Jet Air Cleaner Emblems

These quality die-cast air cleaner emblems are similar in shape and size to the crossed flag and Turbo-Jet decals used on the air cleaners of various big block equipped vehicles. Designed with adhesive backing for quick, secure application to your OE's 14" diameter open element air cleaner lids, part #6421832 or 6421833.

- Note: This emblem is designed to fit OE's reproduction or OE 1966-72 open element air cleaner for big block engines.*
- 3874908 1965-69 396 crossed flags... 69.99 ea
  - 3874909 1966-69 427 crossed flags... 69.99 ea
  - 3874910 1970-80 454 crossed flags... 69.99 ea
  - 3874911 1965-76 502 crossed flags... 69.99 ea
  - 3874912 1965-70 Turbo-Jet 375 HP... 49.99 ea
  - 3874913 1965-73 Turbo-Jet 400 HP... 49.99 ea
  - 3874914 1965-73 Turbo-Jet 425 HP... 49.99 ea
  - 3874915 1965-73 Turbo-Jet 450 HP... 49.99 ea



6423907



Service Instructions imprinted in black on the underside of the lid

6421833 - detail

6421832 - detail



6421833

### 1967-70 Open Element Air Cleaner

Reproduction open element air cleaner form models with a 302 engine, 396, or 427 with special high-performance engines. Each air cleaner includes the base, filter element, and a high polished chrome lid. Neck size 5-1/8" and dimensions are 14" x 4". This air cleaner includes a recessed base for carburetor clearance. Can also be used with other 4 barrel carbureted engines. The air cleaner filter features the correct square mesh design and the correct AC212CW verbiage on top of the filter.

*Note: Valve cover to air cleaner elbow, hose and flame arrestor must be purchased separately, see valve cover section for correct elbow and hose application.*

#### Air Cleaner Assembly

<b>Curved Imprint 302/396/427</b>	
6423907 1967-69	144.99 ea
<b>Square Imprint 427</b>	
6485239 1970	189.99 ea

#### Components

729891 1967-69	air filter only	19.99 ea
6422188 1967-69	base only	59.99 ea

#### Air Cleaner Lid

6421833 1968-69	curved imprint	89.99 ea
6421832 1970	square imprint	89.99 ea

#### Air Cleaner Base

6485239B 1968-70	big block	109.99 ea
------------------	-----------	-----------



### 1959-65 8B Air Cleaner Assembly

Original style reproduction air cleaner assembly for 1959-65 full size Chevy models with small block engines and 4 barrel carburetor. Includes the air cleaner base, lid, and element. Measures 15" diameter, 3-1/4" tall.

*Note: To use on 2 bbl carburetors an adapter is required.*

B3359 1959-65	4 barrel	194.99 ea
---------------	----------	-----------



### 1966-67 Air Cleaner Assembly

Reproduction air cleaner assembly for 1966-67 full size models with a 327 and 4 barrel carburetor (except L79). For open crankcase vent systems, as there are no vent tubes on the bottom of the air cleaner housing. Includes air filter. Fits 5-1/8" carb throat. Outside diameter is 16-5/8".

M3361 1966-67	4 barrel	179.99 ea
---------------	----------	-----------



KW244A

### Open Element Air Cleaner Lid

Excellent quality air cleaner lid will fit 14" open element air cleaners. Available in black or chrome.

KW244A 1965-69	black	29.99 ea
KW244 1966-72	chrome	39.99 ea

New!



### Air Cleaner Base Tray - 14"

Lower your air cleaner for more hood clearance. Black anodized aluminum finish. Features: super light for racing applications, made from high-quality aluminum, fits 5-1/8" and 4-7/32" carb necks, and 14" diameter.

*Emissions Note: (3) Non-CARB compliant (not legal for emission controlled vehicles).*

66810 14"	aluminum	39.99 ea
-----------	----------	----------

### Air Cleaner Flame Arrestor

This small domed mesh cap, commonly known as the flame arrestor screen is an exact reproduction of the original. This item is usually missing or dented. Installs on the upper edge of the air cleaner tube where it protrudes through the inside of the air cleaner base.

3489856 1965-69		8.99 ea
-----------------	--	---------



# Air Cleaners & Parts



**1/4" Air Cleaner Lid Seal**   
 Reproduction air cleaner lid seal.  
 K2017 ..... 11.99 ea



**1965-76 Valve Cover Elbow**   
 Elbow that inserts into the RH side valve cover and completes the connection to the air cleaner hose.  
 3923260 1969-73 small block ..... 12.99 ea  
 3868842 1965-70 big block ..... 12.99 ea  
 330523 1970-76 big block ..... 25.99 ea



**Valve Cover to Air Cleaner Hose**   
 Correct reproduction valve cover breather hose for 1965-72 Chevrolet big block models. Hose is manufactured to correct 1" x 2-7/8" dimensions replicating the original hose in design, appearance, and fitment. Hose fits from the valve cover to the air cleaner. Hose is produced from fuel-resistant materials.

**Big Block with Open Element Air Cleaner**  
 K0082 1965-72 ..... 5.99 ea



**1963 Vent Hose & Mounting Grommet Set**   
 Reproduction crankcase vent hose and mounting grommet set for 1963 GM vehicles. Crankcase vent tube part #3828363 sold separately.  
 154201 1963 small block ..... 20.99 set




**1958-67 Crankcase Vent Tube Mounting Set**   
 Hardware and gaskets to mount the crankcase vent tube to your vehicle.

**Without Tube to Air Cleaner Hose**  
 DMK001 1958-62 small block ..... 10.99 set  
 DMK001 1964-67 small block ..... 10.99 set  
**With Tube to Air Cleaner Hose**  
 154202 1964-67 small block ..... 14.99 set



**1958-67 SB Crankcase Vent Tube**   
 Reproduction crankcase vent tube assembly for all 1958-67 full size models equipped with a small block engine. Manufactured to factory specifications featuring the correct 1/2" hose outlet, with mounting hardware included.  
**Emission Note:**  Non-CARB compliant (not legal for emission controlled vehicles).  
 153781 1958-67 ..... 44.99 ea



**1958-67 Crankcase Vent Tube**   
 Reproduction crankcase vent tube for early 1958-67 Inga models. This tube installs on the rear most section of the block directly behind the distributor. Installation stud included.  
 3726641 1958-62 small block ..... 118.99 ea  
 3828363 1963 small block ..... 30.99 ea  
 3849733 1964-67 small block ..... 71.99 ea



**Air Cleaner Crankcase Vent Filter**   
 This is a small plastic filter with a fibrous insert that fits onto the side of the air cleaner housing and helps to filtrate vapors from the engine ventilation system.  
 G7285 ..... 3.99 ea




**1968-76 Thermal Intake Vacuum Sensor**   
 Reproduction air cleaner sensor for 1968-76 Chevrolet full size models. Thermal air intake vacuum sensor (gold start sensor that mounts in air cleaner base).  
 6484242 1968-76 GM ..... 39.99 ea




**Chrome Air Cleaner Shroud**   
 Keep dirt out of your air cleaner without losing breathing capacity. Fits 14" air cleaners with 3" elements. This shroud will dress your engine compartment and complement your chrome air cleaner.  
 T2337 ..... 11.99 ea




**1/4"-20 Air Cleaner Wing Nut**   
 Correct wing nut used with all carburetors with 1/4" carburetor studs. After years of use your original air cleaner can become rusted or broken. These wing nuts are the perfect replacement for a rusty or damaged original.  
 219281 chrome reproduction ..... 4.99 ea  
 A13258 universal design ..... 1.99 ea



**Bow Tie Air Cleaner Wing Nut**   
 Give your center nut style air cleaner an exciting new look with a prominent extra large Bow Tie center nut. The 3D contoured design with sleek slanted edges. Made from quality aluminum, this quick and easy upgrade will fit both 1/4"-20 and 5/16"-18 studs.  
 141335 black crinkle and red ..... 15.99 ea  
 141336 chrome with gold ..... 15.99 ea  
 141338 chrome with black ..... 15.99 ea  
 141339 black crinkle and black ..... 15.99 ea  
 141369 black crinkle and red - large ..... 14.99 ea



**Bullet Air Cleaner Nut**   
 All American Billet universal bullet air cleaner nuts. These precision machined 6061-T6 billet aluminum fasteners feature a unique bullet design and a machined, black anodized, polished, or Silverline finish. They have 1/4"-20 thread pitch and are 1-1/4" in diameter.  
 AB2125 1-1/4" machined ..... 21.99 ea  
 AB2125B 1-1/4" black ..... 26.99 ea  
 AB2125P 1-1/4" polished ..... 26.99 ea  
 AB2125S 1-1/4" Silverline ..... 29.99 ea



**High Tech Air Cleaner Wing Nut**   
 These special wing nuts are manufactured in a variety of styles to meet your specific needs. Each wing nut is available in a large or small size which will fit either 1/4"-20 or 5/16"-18 carburetor studs.  
**GM Logo Spinner**  
 D141327 large ..... 13.99 ea  
 D141332 small ..... 12.99 ea

**Bow Tie Logo Spinner**  
 D141323 large ..... 13.99 ea  
 D141328 small ..... 12.99 ea

**Tri-Star Style Spinner**  
 66200 large ..... 5.99 ea  
 66201 small ..... 3.99 ea

**Die-Cast Bow Tie**  
 D141333 large ..... 13.99 ea  
 D141322 small ..... 12.99 ea

# Air Cleaners & Parts



601290

## 14" Low Profile Chrome Air Cleaner

This air cleaner provides a low profile by dropping the filter 7/8" or 1-1/4" below the carburetor flange. 5-1/8" flange fits all popular 4 barrel carburetors. Your choice of 4 element heights are offered to fit a wide variety of applications. The 7/8" drop will fit carburetors with electric choke mechanisms. Optional vent kit, item #85190 is available and sold separately. Total height listed below is the minimum clearance needed above the carburetor flange.

**Important:** Items marked with asterisk need not fit Edelbrock carbs with electric choke.

**Emissions Note:** Non-CARB compliant (not legal for emission controlled vehicles).

### 7/8" Drop Complete Assembly without Vent Kit

601430	3" element, 3.12" total ht.	150.99 ea
601440	4" element, 4.12" total ht.	150.99 ea
601450	5" element, 5.12" total ht.	150.99 ea
601460	6" element, 6.12" total ht.	150.99 ea

### 1-1/4" Drop Complete Assembly without Vent Kit

601280	3" element, 2.75" total ht.	120.99 ea
601290	4" element, 3.75" total ht.	150.99 ea
601300*	5" element, 4.75" total ht.	150.99 ea
601310*	6" element, 5.75" total ht.	150.99 ea



601260

## 14" Raised Profile Chrome Air Cleaner

This air cleaner raises the element 9/16" above the carburetor flange. 5-1/8" flange fits all popular 4 barrel carburetors. Your choice of 4 element heights are offered to fit a wide variety of applications. Will clear HEI distributors. Vent kits included. Total height listed below is the minimum clearance needed above the carburetor flange.

**Emissions Note:** Non-CARB compliant (not legal for emission controlled vehicles).

### 9/16" Raised Profile Complete Assembly w/Vent Kit

601263	2-1/4" element, 3.87" total ht.	150.99 ea
601264	3" element, 4.62" total ht.	140.99 ea
601260	4" element, 5.62" total ht.	150.99 ea
601270	5" element, 6.62" total ht.	200.99 ea



## 14" Triangular Chrome Air Cleaner

Breathe a little life into your engine compartment! This triangular air cleaner will set your underhood area apart from the norm. The 5-1/8" flange fits all popular 4 barrel carburetors. Element height is 3" while 3.62" is the minimum clearance needed above the carburetor flange.

**Emissions Note:** Non-CARB compliant (not legal for emission controlled vehicles).

### 1/4" Triangular Complete Assembly with Vent Kit

601470	3" element, 3.62" total ht.	150.99 ea
--------	-----------------------------	-----------



601180



601210

## 11" Stainless Steel Air Cleaner

This air cleaner is perfect when high-performance is desired but space is at a premium. 5-1/8" flange fits all popular 4 barrel carburetors. Your choice of 4 element heights are offered to fit a wide variety of applications. 3/4" vent kit is included. Total height listed below is the minimum clearance needed above the carburetor flange. Top is made of long-lasting polished stainless steel while bottom is an attractive chrome finish.

**Emissions Note:** Non-CARB compliant (not legal for emission controlled vehicles).

### 1 1/2" Diameter Complete Assembly with Vent Kit

601170	2-1/8" element, 3.12" total ht.	180.99 ea
601180	3-1/2" element, 4.75" total ht.	140.99 ea
601200	5" element, 6.00" total ht.	150.99 ea
601210	6" element, 7.00" total ht.	150.99 ea



663060  
polished rim  
blue rim  
red rim

## XStream Air Flow Top and Assembly

Put an end to restrictive elements and stock filter housings choking off critical airflow with K&N's XStream Air Flow Top or the XStream Air Flow Assembly for 5-1/8" neck flange. Cleanable and reusable. Total height listed below is the minimum clearance needed above the carburetor flange.

**Emissions Note:** Non-CARB compliant (not legal for emission controlled vehicles).

### Top Only

661401	14" black rim	89.99 ea
661401XP	14" polished rim	139.99 ea
661401XB	14" blue rim	199.99 ea
661401XR	14" red rim	199.99 ea

### Assembly 7/8" Drop

663050	3" element - 3-1/8" height	249.99 ea
--------	----------------------------	-----------

### Assembly 1-1/4" Drop

663040	3" element - 2-3/4" height	199.99 ea
663060	4" element - 3-3/4" height	199.99 ea
663070	5" element - 4-3/4" height	249.99 ea

### Assembly Raised 9/16" Base

663010	3" element - 4-5/8" height	199.99 ea
663020	4" element - 5-7/8" height	249.99 ea
663030	5" element - 6-7/8" height	249.99 ea


## Air Filter Oil & Clean/Degreaser Set!

K&N Air Filter Oil and Cleaner/Degreaser is the only oil and cleaner/degreaser specially formulated to work in combination with the cotton fabric in the K&N filter. The use of any other could void the filter's warranty and potentially harm the air filter's cotton material. The cleaner/degreaser works to dissolve the dirt buildup and old oil filter oil and can be washed away with water. Each set includes oil, cleaner/degreaser, and service decal.

959050 set w/6.5 oz. aerosol oil ..... 21.99 set  
959050 set w/8 oz. squeeze oil ..... 17.99 set



E1500



E1230



E1065



E1450

## DEM Air Cleaner Air Filter Element

### Bel Air

E1230	1961-66	283,327,348,409,427	149.99 ea
E1070	1971-73	250, 1 barrel	89.99 ea
E1500	1971-75	350, 400, 2 or 4 bbl	99.99 ea
E1500	1971-75	454, 4 barrel	99.99 ea

### Biscayne

E1230	1961-66	283,327,348,409,427	149.99 ea
E1070	1971	250, 2 or 4 barrel	89.99 ea
E1500	1971	350, 400, 2 or 4 bbl	99.99 ea
E1500	1971	454, 4 barrel	99.99 ea

### Caprice

E1230	1966	283	149.99 ea
E1500	1968	307, 2 barrel	99.99 ea
E1070	1971-73	250, 1 barrel	89.99 ea
E1500	1971-74	400, 2 barrel	99.99 ea
E1500	1971-76	400, 454, 4 barrel	99.99 ea
E1500	1971-79	350, 2 or 4 barrel	99.99 ea
E1450	1976	305, 2 barrel	74.99 ea
E1500	1977-78	305, 2 barrel	99.99 ea
E1510	1980	231, 267, 2 barrel	89.99 ea
E1500	1980	305, 4 barrel	99.99 ea
E1065	1981	4.4L, 2 barrel	74.99 ea
E1065	1981-83	3.8L, 2 barrel	74.99 ea
E1500	1981-84	5.0L, 5.7L, 4 barrel	99.99 ea
E1510	1981-84	3.8L, VIN #A 2 bbl	89.99 ea
E1065	1984	3.8L, VIN #9 2 bbl	74.99 ea
E1690	1980-85	5.7, DSL	99.99 ea
E1500	1985-88	5.0L, 5.7L, 4 barrel	99.99 ea
E1450	1985-90	4.3L, FL	74.99 ea
E1500	1989-90	5.0L, 5.7L, FL	99.99 ea
332057	1994-96	5.7L, FI	89.99 ea
332057	1994-96	4.3L, FI	89.99 ea

### Impala

E1230	1961-66	235,283,327,348,409,427	149.99 ea
E1500	1968	307, 2 barrel	99.99 ea
E1500	1972	454, 2 barrel	99.99 ea
E1500	1971-72	402, 2 or 4 barrel	99.99 ea
E1500	1971-72	400, 2 barrel	99.99 ea
E1070	1971-73	250, 1 barrel	89.99 ea
E1500	1971-75	350, 2 barrel	99.99 ea
E1500	1971-76	454, 4 barrel	99.99 ea
E1500	1971-76	400, 4 barrel	99.99 ea
E1500	1977-78	305, 2 barrel	99.99 ea
E1690	1980	350, DSL	99.99 ea
E1500	1980	305, 4 barrel	99.99 ea
E1150	1980	267, 231, 2 barrel	89.99 ea
E1065	1981	3.8L, 4.4L, 2 barrel	74.99 ea
E1500	1981-85	5.0L, 5.7L, 4 barrel	99.99 ea
E1690	1981-85	5.7, DSL	99.99 ea
E1510	1982	3.8L, 4 barrel	89.99 ea
E1500	1982	3.8L, 2 barrel	74.99 ea
E1500	1983-84	3.8L, 2 barrel	99.99 ea
E1450	1985	4.3L, FI	74.99 ea
332057	1994-96	5.7L, FI	89.99 ea

# Air Cleaners & Parts



## Fuel Injection Intake Set for Impala

The K&N filter charger injection performance set replaces the original air filter case to dramatically reduce intake restrictions and allow your engine to inhale a larger volume of air. This provides more usable power and torque throughout the RPM range, especially in turbocharged and supercharged engines. Meets the tough C.A.R.B. emissions. Washable, reusable and backed by K&N's 10-year Million Mile Limited Warranty.

**Emissions Note:** 1) CARB EO compliant (50 states legal).

573011 1994-96 5.7L FI Impala... 350.99 set  
 573011 1994-96 5.7L FI Caprice... 350.99 set



E1650



E3760

## Air Cleaner Element

A K&N air filter element can be washed up to 25 times before it is considered no longer serviceable. Even though the filter may not show outward signs of deterioration, it should be replaced after 25 washings. Excessive washings will deplete the tiny cotton hairs that crisscross the openings. The resulting damage will allow tiny dust particles to pass through. The elements listed below are designed for use with our K&N chrome and stainless steel air cleaner assemblies.

### 14" Round Elements

E1650 3" height, 14" diameter..... 89.99 ea  
 E3750 4" height, 14" diameter..... 89.99 ea  
 E3760 5" height, 14" diameter..... 89.99 ea  
 E3770 6" height, 14" diameter..... 149.99 ea

### 11" Round Elements

KE1200 2-1/8" height, 11" diameter .. 149.99 ea  
 E3690 6" height, 11" diameter..... 149.99 ea

### 14" Triangular Element

E3737 3" height, 14" triangular..... 149.99 ea

New!



mesh detail

## 14" Square Mesh Air Cleaner Element

14" OE style paper replacement filter. Fits open element, cowl induction and dual 1970-72 snorkel air cleaners. Mesh is a square pattern.

**OE Style Filter - "AC TYPE A212CW"**  
 729891 14" x 3" square mesh..... 19.99 ea



C676



C676 - mesh detail



T2287



T2287 - mesh detail

## 14" Diamond Mesh Air Cleaner Element

Replacement air filters for air cleaners that require a 14" diameter element. Mesh is a diamond pattern.

C676 14" x 3" diamond mesh..... 9.99 ea  
 T2287 14" x 5" diamond mesh..... 22.99 ea

New!



mesh detail

## 10" Diamond Mesh Air Cleaner Element


An OEM quality pleated paper element for standard applications. Quality air filters lengthen engine life by preventing the introduction of damaging foreign particles to the fuel mix. Cellulose element with diamond pattern mesh.

9601A 10" x 2.350"..... 12.99 ea

## Air Filter Oiling System

The Accucharge precision oiling system applies the correct amount of oil for optimal performance - no more, no less. Designed specifically for cleaning and oiling of Spectre HPR® filters. As simple to use as a measuring cup! Includes 12 oz. of cleaner and 8 oz. of oil.

SP704820..... 17.99 ea



shown installed

## Cool-Air Tube Heat Shield

The Cool-Air tube heat shield features a unique lace up design. This unique design allows this heat shield to fit air tubes from 2-1/2" to 4" in diameter, up to 3 feet in length. Like most of Thermo-Tec's products, it blocks more than 90% of radiant heat from the exhaust, protecting the air tube and the fresh air within from the destructive effects of high heat. For an added kick, Cool-Air tube heat shield includes laces in 4 cool colors - white, blue, red, and yellow!

TT14500..... 54.99 ea



## Carburetor Cover

The K&N carburetor cover is used on 5-1/8" carburetors eliminating the risk of dropping bolts, nuts, screws or other items down the throat and into the intake manifold. Also works well in keeping dirt, dust, and other elements out of your carb during times you must store your engine or vehicle with the air cleaner assembly removed.

**Note:** Please specify: black, red, or orange when ordering.

858913C 5-1/8" carburetor cover..... 49.99 ea



## Air Cleaner Adapter

Utilize your existing air cleaner by adding an adapter that will work with your year and model. Adapts 5-1/8" to 4-7/32" carburetor neck.

66315 universal..... 5.99 ea



## Air Cleaner Spacer

These 5-1/8" diameter plastic spacers from Edelbrock get you the clearance you need between the carburetor and air cleaner base. Available in 1/2" and 3/4" sizes. Made in USA.

ER8093 1/2" tall spacer..... 18.99 ea  
 ER8092 3/4" tall spacer..... 13.99 ea

New!



## Air Cleaner Adapter & Spacer Set

Air cleaner adapter and spacer set eliminates air cleaner fit problems and includes spacers and adapters of different heights that fit between the carburetor neck flange and the air filter assembly to allow the amount of clearance you need for your application. Set includes: two adapters for 5-1/8" air cleaner necks, one adapter for 3" carburetor necks and one for 2-5/8" carburetor necks, one 1/2" and one 1" spacer for three height adjustments, use as needed.

6411G 4 piece..... 14.99 set

# Air Cleaners



## 14" Chevrolet Chrome Air Cleaner

Classic air cleaner assembly including an AC air filter with a special die-cast Bow Tie center nut. The top lid and base are triple chrome-plated to a high luster giving your engine compartment a custom look! Features the word "Chevrolet" in raised lettering on the lid. Tube and attachment hardware are included. Fits cars with 5-1/8" or 4-7/32" neck.

**Note:** 66315 adapter must be purchased for models with 4-7/32" neck.

**Emissions Note:** \* Non-CARB compliant (not legal for emission controlled vehicles).

D141302 14" air cleaner ..... 84.99 ea



## Vintage OE Style Chrome Air Cleaner

This air cleaner for 4 barrel carburetors includes chrome top assembly, base with installed vent tube and flame arrestor, and an element. Perfect for adding a custom OE style look to your engine compartment!

**Note:** For 2 barrel carburetors an adapter will be required.  
N3375 L79 air cleaner ..... 441.99 ea

**New!** **AUTHORIZED**



## Universal Low Profile Chrome Air Cleaner

Aftermarket replacement air cleaner designed for anyone who wants a low profile appearance. Includes a triple chrome-plated lid. Open element style air cleaner.

**Emissions Note:** \* Non-CARB compliant (not legal for emission controlled vehicles).

66804 14" dia., fits 5-1/8" neck ..... 34.99 ea



## Chrome Air Cleaner

Replacement air cleaner including chrome lid. This 9" air cleaner fits all with 5-1/8" necks. For 4-7/32" necks must use 66315 adapter.

**Emissions Note:** \* Non-CARB compliant (not legal for emission controlled vehicles).

66815\* 9" diameter ..... 22.99 ea  
66315 4-7/32" neck adapter ..... 5.99 ea

## Vintage Corvette Style Air Cleaner

Dress-up your engine with this 14" lowered design air cleaner which is similar to the 1955-57 Corvette. Features a 3" tall element and recessed base. Fits 5-1/8" carb necks.

**Emissions Note:** \* Non-CARB compliant (not legal for emission controlled vehicles).

T2293 ..... 73.99 ea



## Chrome Air Cleaners with Tri-Star Nut

Top off your engine with an open element air cleaner for the ultimate in looks and maximum airflow. Each triple chrome-plated air cleaner includes a handsome tri-star wing nut to finish the look in style.

**Note:** 66315 adapter must be purchased for models with 4-7/32" neck.

**Emissions Note:** \* Non-CARB compliant (not legal for emission controlled vehicles).

### Round 14" Diameter

With 3" Tall Element, Low Profile

66801\* fits 5-1/8" and 4-7/32" neck ..... 34.99 ea

With 3" Tall Element

66807\* fits 5-1/8" neck ..... 34.99 ea

With 5" Tall Element

T2286\* fits 5-1/8" neck ..... 51.99 ea

### Round 10" Diameter

With 2-7/8" Tall Element

66802\* fits 5-1/8" and 4-7/32" neck ..... 23.99 ea

### Round 9" Diameter

With 2-7/8" Tall Element

66817\* fits 5-1/8" and 4-7/32" neck ..... 29.99 ea

### Round 6-3/8" Diameter

With 2-3/8" Tall Element

66803 fits 5-1/8" and 4-7/32" neck ..... 19.99 ea

### Round 4" Diameter

With 1-7/8" Tall Element

66816\* fits 2", 2-5/16", 2-5/8" neck ..... 22.99 ea



## Retro Style Air Cleaner

Manufactured in heavy gauge steel and powder coated in a semi-gloss black finish, these custom air cleaners fit most carburetors and throttle bodies with a 5-1/8" mounting flange. The lower rear section of the air cleaner has clearance for HEI distributors. Available in a full scale 18-1/4" wide version that uses a 14" x 4" filter element and a 7/8 scale 15-21/32" wide version that uses a 12" x 3" filter element. Both sizes include a filter element, chrome rocket-shaped wing nut and an air cleaner decal.

**Emissions Note:** \* Non-CARB compliant (not legal for emission controlled vehicles).

CL8510 7/8 scale 15-21/32" wide ..... 149.99 ea  
CL8500 full scale 18-1/4" wide ..... 212.99 ea



## Bow Tie Chevrolet Air Cleaner

Top off your engine with a matching open element air cleaner for the ultimate in looks and maximum airflow. Each air cleaner measures 14" in diameter and comes with a handsome Bow Tie wing nut to finish the look in style. Available for a variety of applications as sizes as listed. Fits cars with 5-1/8" or 4-7/32" neck.

**Note:** \* Does not include Bow Tie wing nut. 66315 adapter must be purchased for models with 4-7/32" neck.

**Emissions Note:** \* Non-CARB compliant (not legal for emission controlled vehicles).

D141752 black crinkle finish ..... 99.99 ea  
D141906\* chrome ..... 99.99 ea



## Super Light 14" Aluminum Air Cleaner

In black or aluminum anodized finish, plus a 3" tall genuine AC air filter, a color matched, super deep aluminum base for maximum hood clearance when using optional, extra tall air filter elements. Supplied with necessary mounting hardware and center nuts. Choose with or without Chevrolet Bow Tie logo.

**Emissions Note:** \* Non-CARB compliant (not legal for emission controlled vehicles).

With Chevrolet and Bow Tie Logo  
D141692 black ..... 99.99 ea  
D141693 aluminum ..... 99.99 ea

Without Logo

D141690 black ..... 85.99 ea  
D141691 aluminum ..... 85.99 ea



## Performance Slant Edge Air Cleaner Kit

Chevy "Bow Tie" logo Slant Edge air cleaner kits feature 5-1/8" and 4-7/32" neck carburetors. These 14" die-cast aluminum air cleaners feature a cast-in threaded boss eliminating the need for a center nut. They are available in a variety of high-quality finishes with milled-in contrasting emblems either raised or recessed on the lid. This is an Officially Licensed Chevrolet Performance Parts product and includes a Genuine GM AC Delco air filter.

**Emissions Note:** \* Non-CARB compliant (not legal for emission controlled vehicles).

D141830 1948-86 black/milled ..... 169.99 ea  
D141831 1948-86 orange/milled ..... 169.99 ea  
D141832 1948-86 gray/milled ..... 169.99 ea  
D141833 1948-86 polished/red ..... 157.99 ea  
D141834 1948-86 black/red ..... 169.99 ea  
D141835 1948-86 chrome/red ..... 199.99 ea

# Air Cleaners



## Concealed Element Air Cleaner

These "concealed" element air cleaners will give a stunning look to any engine! Finned air cleaner covers are cast in aircraft grade aluminum and polished to a gleaming shine. Cast and spun air cleaners feature a two piece shell—a spun aluminum shell with a brushed finish and a polished aluminum cap on top. Each air cleaner includes a washable, pre-oiled air filter, base, and mounting hardware. Air cleaner base has a 5-1/8" flange for all popular 4 barrel carburetors.

**Emissions Note:** Ⓢ Non-CARB compliant (not legal for emission controlled vehicles).

### Finned Air Cleaners

A5700202	teardrop 12" x 9" x 3-1/2"	308.99 ea
A5700203	oval 11-1/2" x 8-1/2" x 3-1/2"	254.99 ea

### Cast and Spun Air Cleaners

A5700204	finned 12" x 4"	224.99 ea
A5700205	Orbit 12" x 4-3/4"	224.99 ea
A5700206	Mohawk 12" x 4-1/2"	224.99 ea



## Custom Open Element Air Cleaner

The Razorback air cleaner features an aggressive radius of the top casting with bold fins cascading off the leading edge. The Comet is inspired by the wing profile of the B-17 Bomber, with steep fins on the leading edge that fade away toward the back. Both are cast in A356 aircraft alloy and polished to a show quality shine. Each air cleaner includes a platinum series washable 12" x 8" x 2" filter, featuring a neutral gray material with stainless steel mesh.

**Emissions Note:** Ⓢ Non-CARB compliant (not legal for emission controlled vehicles).

A5700200	Razorback	318.99 ea
A5700201	Comet	254.99 ea



## Dual Quad Air Cleaner

Mini 6-3/4" air cleaners for dual quad carburetor setups. Air cleaner lids and bases are made with A356 aircraft grade castings and polished to a show quality finish. Each air cleaner includes hardware and washable, pre-oiled filter. Available with a straight base or with a 1/4" offset base, for those with clearance issues. Sold individually, 2 required. Specifications: base flange 5-1/8"; diameter 6-3/4"; height 4-1/2".

**Note:** Check your center-to-center spacing before ordering.

**Emissions Note:** Ⓢ Non-CARB compliant (not legal for emission controlled vehicles).

A5700207	Orbit straight base	188.99 ea
A5700208	Orbit 1/4" offset base	188.99 ea
A5700209	Mohawk straight base	188.99 ea
A5700210	Mohawk 1/4" offset	188.99 ea
A5700211	full finned straight base	188.99 ea
A5700212	full finned 1/4" offset	188.99 ea



## Steel Air Cleaner Set — 12"

This top grade product is expertly made in compliance with stringent industry standards to offer a fusion of a well-balanced design and high level of craftsmanship. Manufactured from industry leading materials using up-to-date equipment, it ensures everlasting reliability and enduring value. Includes: flat bottom air cleaner base with a 5-1/8" opening for Holley, Edelbrock, and Carter carburetors, 3" tall washable air filter, carburetor stud, and wing nut.

**Emissions Note:** Ⓢ Non-CARB compliant (not legal for emission controlled vehicles).

A9600250	chrome	63.99 set
A9600251	black	63.99 set



## 1958-79 Air Cleaner Lid Rubber Seal

Reproduction air cleaner rubber seal for 1958-79 full size models. This seal mounts on the bottom of the air cleaner lid. Features 3M tape for installation.

CB1007	1958-79 rubber seal	12.99 ea
--------	---------------------	----------



## Pro-Flo Air Cleaner Set

Pro-Flo 1000 Series #1002, with the popular reusable air filter, offers superior flow capacity, low profile, good filtration, performance benefits and long-term savings. Pro-Flo 1000 is an economical and effective way to keep clean air feeding your engine without the expense of a new filter every few thousand miles. Inside every Edelbrock Pro-Flo 1000 Series, you'll find an reticulated urethane foam element. Maintaining Pro-Flo's foam element is simple, just replace the spring clip, remove the element, wash in hot, soapy water. Rinse, dry, and reassemble.

**Emissions Note:** Ⓢ Non-CARB compliant (not legal for emission controlled vehicles).

1002	universal	31.99 ea
------	-----------	----------



## 14" Classic Air Cleaner Kit

Proform's new engine dress-up products are stamped steel parts giving the that look customers crave at a reasonable price with the strength of steel. Includes a black Bow Tie center nut, and all the necessary mounting hardware.

**Emissions Note:** Ⓢ Non-CARB compliant (not legal for emission controlled vehicles).

141713	carbon fiber	114.99 ea
141785	orange	99.99 ea
141882	shark gray	99.99 ea



## Raised Emblem Air Cleaner Kit

NEW Slant-Edge air cleaners are the perfect way to complete your dress-up look in premium Slant-Edge style. Whether you have Slant-Edge valve covers, or a set from a different series, these air cleaners will bring your engine look together in head turning fashion. Includes genuine 3" GM air filter elements for maximum airflow and necessary mounting hardware.

**Emissions Note:** Ⓢ Non-CARB compliant (not legal for emission controlled vehicles).

141836*	red	169.99 ea
141837	powder coated ready	157.99 ea

# Air Cleaners & Scoops



## Signature Series Air Cleaner

Top off your engine with a good looking Pro-Flo air cleaner. The Edelbrock signature and styling coordinate beautifully with Edelbrock Signature Series valve covers. These air cleaners are stamped from 18 gauge steel and triple chrome-plated for a high-quality finish and good looks. They'll work with all popular 5-1/8" diameter carburetor necks.

**Important:** Use E1121 with all Edelbrock square bore carburetors and Q-jets.

**Emissions Note:** Ⓢ Non-CARB compliant (not legal for emission controlled vehicles).

<b>Round 14" Diameter with 3" Element</b>	
E1207 chrome with logo.....	44.99 ea
E1121 chrome with logo, low profile.....	43.99 ea
E1223 black with logo, low profile.....	47.99 ea
<b>Round 10" Diameter with 2" Element</b>	
E1208 chrome with logo.....	34.99 ea
E1203 black powder coated w/logo.....	37.99 ea
<b>Round 6" Diameter with 2" Element</b>	
E1209 with logo.....	41.99 ea
<b>Triangular with 2-1/2" Washable Element</b>	
E1222 with logo.....	144.99 ea



## Classic Series Air Cleaner

Available in either classic polished aluminum or durable black powder coated finish and includes a 3" medical grade, pre-oiled cotton gauze element for excellent filtration. These air cleaners work with all popular 5-1/8" necks, for all carburetors or throttle bodies. Overall height is 3.9".

**Emissions Note:** Ⓢ Non-CARB compliant (not legal for emission controlled vehicles).

E4117 polished finished.....	325.99 ea
E41173 black finish.....	257.99 ea

## Elite Series II Air Cleaner

Elite Series II air cleaners offer a new modern take on the classic Elite Series look. They're made from heavy gauge, die-cast aluminum and are finished off with a show quality high luster polished finish. The raised fins are accented by a contrast gloss black finish between the fins for the definitive Elite Series look. Fits all popular 5-1/8" diameter carburetors and includes a black anodized knurled nut.

**Important:** Use E4266 with all Edelbrock square bore carburetors and Q-jets.

**Note:** If using on vehicles with electric choke carburetor, a spacer is required. Use part #E8292.

**Emissions Note:** Ⓢ Non-CARB compliant (not legal for emission controlled vehicles).

<b>Round 14" Diameter with 3" Element</b>	
E4266 with logo.....	155.99 ea
E4268 with logo.....	170.99 ea



## Streamline Series Air Cleaner

These billet aluminum air cleaners are machined for style, featuring a mirror polished billet strip on top with integrated wing nut. Designed to fit standard four barrel carburetors. Each air cleaner includes stainless steel hardware and detailed instructions. Made in USA.

**Note:** Not for use with Dominator carburetors.

**Emissions Note:** Ⓢ Non-CARB compliant (not legal for emission controlled vehicles).

158240 black 14" round.....	332.99 ea
154240 black large oval.....	273.99 ea
153240 black small oval.....	245.99 ea




## Ribbed Billet Air Cleaner

Precision machined air cleaner is a product of progression and styling. Manufactured from machined billet aluminum with a mirror polished finish, includes a K&N filter, stainless steel mounting hardware, and detailed instructions. Available in a 17-1/2" x 9-3/8" dual quad configuration with adjustable base plate to allow for variations in carburetor spacing.

**Note:** Not for use with Dominator carburetors.

**Emissions Note:** Ⓢ Non-CARB compliant (not legal for emission controlled vehicles).

215650 oval air cleaner.....	389.99 ea
------------------------------	-----------



## Holley

## Vintage Series Air Cleaner

Vintage Series air cleaners are 14" in diameter and are available in both 3" and 4" heights. They can also be had with either paper (white) or premium reusable cotton gauge (red) filter elements. All air cleaners include color matched bases with knock out provisions for a fresh air adapter. The carburetor gasket and all mounting hardware necessary for installation is also included. Fits Holley 4150 and 4160 with 5-1/8" diameter neck. Lid is made from die-cast aluminum, with a stamped steel base.

**Emissions Note:** Ⓢ Non-CARB compliant (not legal for emission controlled vehicles).

<b>14" Paper Filter Elements</b>	
H120152 3" tall black finish.....	170.99 ea
H120159 4" tall natural finish.....	159.99 ea
<b>14" Premium Filter Reusable Element</b>	
H120151 3" tall polished finish.....	222.99 ea
H120153 3" tall black finish.....	175.99 ea
H120160 3" tall natural finish.....	170.99 ea
H120157 4" tall black finish.....	186.99 ea



## Aluminum Street Scoop

These aluminum street scoops add an old school performance look to almost any engine, especially if it has a tunnel ram or dual carburetors. Each 20" scoop is made from polished cast aluminum with 3 fully functional reversible round butterflys. Designed for carburetors with a 5-1/8" neck and includes both dual and single carburetor mounting plates, 6-3/8" x 2-1/2" paper element air filters, hardware, and instructions.

**Emissions Note:** Ⓢ Non-CARB compliant (not legal for emission controlled vehicles).

53391 smooth housing scoop.....	395.99 set
52391 ribbed housing scoop.....	399.99 set



## Street Scoop

These aluminum street scoops add an aggressive performance look to any custom street or show car engine. They are polished and available in finned or smooth finishes. Full size scoops measure 20" long by 5" tall and are available for single or dual 4 barrel applications. Mini scoops measure 13-1/2" long by 4-1/2" tall and are only available for single carburetor applications. Includes necessary hardware and a 6-3/8" x 2-1/2" paper element air filter.

**Note:** All scoops fit only carburetors with 5-1/8" neck.

**Emissions Note:** Ⓢ Non-CARB compliant (not legal for emission controlled vehicles).

<b>Full Size Street Scoops</b>	
52351 finned, single 4 barrel.....	253.99 ea
52331 finned, 2 x 4 barrel.....	281.99 ea
<b>Mini Street Scoops</b>	
52451 smooth.....	196.99 ea
52461 finned.....	201.99 ea

# Starters



## 1958-93 Remanufactured Starter ⚠️

Replace your worn out starter with these quality remanufactured starters. They are remanufactured to original specifications and will install and function as original. Sold outright, no core required.

6 Cylinder			
3630S	1958-62	235	129.99 ea
3664S	1963-70	230	109.99 ea
3664S	1966-71	250 exc HD clutch	109.99 ea
3664S	1972-73	250	109.99 ea
3664S	1977-79	250	109.99 ea
3664S	1980-82	229	109.99 ea
3741S	1982-83	4.3L dsl	199.99 ea
3664S	1982-85	231	109.99 ea
3664S	1983	229 to mid 1983	109.99 ea
3664S	1983-84	229 and mid 83 and 84 all	109.99 ea
3664S	1985-90	262	109.99 ea
V8			
3635S	1958-61	283 w/Synchro or PG	119.99 ea
3689S	1958-61	283 w/Turboglide	72.99 ea
3635S	1958-62	348 w/Synchro or PG	119.99 ea
3689S	1958-62	348 w/Turboglide	72.99 ea
3635S	1962	283	119.99 ea
3635S	1962-63	409 w/3-sp or 4-sp	119.99 ea
3689S	1962-63	409 w/Powerglide	72.99 ea
3689S	1964-65	409	72.99 ea
3664S	1963-67	283	109.99 ea
3664S	1962-66	327	109.99 ea
3664S	1967-69	327 without Turbo	109.99 ea
3689S	1967-69	327 with Turbo	129.99 ea
3664S	1968	307 without Turbo	109.99 ea
3689S	1968	307 with Turbo	72.99 ea
3689S	1965-69	396	72.99 ea
3664S	1969	350 w/ std starter	109.99 ea
3689S	1969	350 w/PG or opt MT	72.99 ea
3689S	1966-69	427	72.99 ea
3689S	1970	350 w/MT 2 or 4 bbl	72.99 ea
3510S	1970	350 w/AT 4 barrel	39.99 ea
3508S	1970	350 w/AT 2 barrel	134.99 ea
3689S	1971-75	350 with MT	72.99 ea
3510S	1971-75	350 with AT	39.99 ea
3689S	1970-76	400 with MT	72.99 ea
3510S	1970-76	400 with AT	39.99 ea
3689S	1970-72	402 with MT	72.99 ea
3510S	1970-72	402 with AT	39.99 ea
3689S	1970-76	454 with MT	72.99 ea
3510S	1970-76	454 with AT	39.99 ea
3510S	1976-81	350	39.99 ea
3508S	1977-79	305	134.99 ea
3664S	1980-81	267	109.99 ea
3725S	1980-81	5.7L dsl	159.99 ea
3664S	1980	305 exc. Calif. cars	109.99 ea
3508S	1980	305 Calif. cars only	134.99 ea
3689S	1980	350 with MT	72.99 ea
3510S	1980	350 with AT	39.99 ea
3664S	1981	305	109.99 ea
3664S	1982	267	109.99 ea
3664S	1982-83	305	109.99 ea
3510MS	1982	350	119.99 ea
3664S	1984-90	305	109.99 ea
3510MS	1983-93	305	119.99 ea

## Proven New! 1958-96 New High Torque Starter

High torque gear reduction, offset design results in more clearance between oil pan and starter, can be rotated for additional chassis clearance. Includes shims to set pinion gear engagement (when necessary).



S62256 1958-96 SB/BB 153/168 tooth 189.99 ea

## Proven New! 1958-96 High Torque Gear Reduction Starter

High torque, gear reduction design. 100% New, not rebuilt. Offset design results in more clearance between the oil pan and the starter, and can be rotated for additional chassis clearance. 15-to-1 compression for maximum cranking! Heavy-duty with 12V 2.0 KW motor.



141684 1958-96 SB and BB ..... 199.99 ea



## Date and Number Stamped Starter ⚠️

Remanufactured starter motors are now available for the discriminating restorer or purist who is looking for a starter to correctly match his engine build date. To order, call us with your engine assembly date and we will provide you with a starter that is correct within all judging standards for that particular date. Starters come complete with solenoid.

*Note: Each starter is available on a special order basis and is therefore non-returnable. Please be sure you are ordering correct parts before placing your order.*

GM Part #1107233	409ci, 4-speed	368.99 ea
K7002	1962	72.99 ea
GM Part #1107365	K7009	1965-68 396/427ci ..... 427.99 ea



## 1970-79 Genuine GM Rebuild Starter ⚠️

Genuine GM remanufactured starter motor. Replace your original worn out starter with a Genuine GM starter. We now offer these original style rebuilt starters for 1st or 2nd generation models. Aftermarket starters are good but they don't offer a cosmetically correct appearance. Each starter is completely remanufactured and tested before leaving the factory.

*Note: Offset bolt pattern for 168 tooth flywheel.*

G7244	1970	8 cyl. w/AT	102.99 ea
G7244	1971-74	8 cyl. w/AT (w/o 307)	102.99 ea
G7244	1976	250 with AT	102.99 ea
G7244	1976-77	305 with AT	102.99 ea
G7244	1978-79	305U, 305G, w/AT	102.99 ea
G7244	1978-79	305U, 305G, w/AT	102.99 ea

## 1994-96 Starter

Why buy remanufactured if you can buy brand new at a fraction of the cost? These direct replacement starters for your full size model are new and priced competitively against remanufactured starters. For V8.



N6442 1994-95 350 w/Delco starter 131.99 ea  
N6470 1996 350 w/Delco starter 119.99 ea

## DynaForce Starter



MSD DynaForce starters are designed for severe duty, high compression applications. The 3.4 HP motors use a 4.4:1 gear reduction to easily start even an 18:1 engine with a lower current draw than traditional starters. Features a red powder coated finish and nickel-plated solenoids with a 3 position adjustable mounting block so they can be located for easier installation. Small and big block models have a straight mount bolt pattern and work with 153 and 168 tooth flywheels. Made in USA.



*Note: L51/L57 starter not compatible with GTO LS engines.*  
5095 small block/big block starter ..... 389.99 ea  
5096 L51/L57 starter ..... 409.99 ea

## High Torque Mini Starter



This high-performance gear reduction starter is manufactured with die-cast aluminum and weighs only 10 pounds! Fits small block and big block Chevy V8 models with 153 and 168 tooth flywheels, standard or automatic transmissions.



*Note: Modification to stock starter wiring may be required.*  
S3197 ..... 228.99 ea  
S3196 3.0 HP 3 position ..... 229.99 ea  
S3197 1.6 HP 3 position ..... 204.99 ea



## High Torque Small Case Starter ⚠️

This all new high torque small case starter is just what you'll need if you have a high-performance engine with headers.

66268 all with 168 tooth flywheel ..... 125.99 ea



## OEM and Perf. High Torque Starter ⚠️

Classic now offers high torque starters that will replace your original with upgraded performance and OEM appearance. We also offer high torque, lightweight performance starters. They feature 200 lbs of torque, 4.4:1 gear reduction, billet aluminum adapter blocks, and only weigh 8 lbs!

OEM	Performance		
S3631	1964-81	153 tooth	167.99 ea
S3689	1968-73	168T iron nose	178.99 ea
S3510A	1970-81	168T alum. nose	165.99 ea
S9500	168 tooth	straight mounting	236.99 ea
S9502	153 tooth	straight mounting	236.99 ea
S9526	168 tooth	staggered mounting	261.99 ea
S9518	168 tooth	LH side mounting	325.99 ea



WARNING: Cancer and Reproductive Harm - www.P65Warnings.ca.gov

# Starter Components



## Starter Motor Support Brace

Over a period of years, the starter motor braces are often discarded when the starter is replaced. Without this brace, undue strain will occur to the starter motor body causing wear and damage.

Reproduction		
TF700396	1958-62	11.99 ea
Genuine GM		
Small Block		
GS111	1966-81 168 tooth	7.99 ea
Big Block		
GS112	1970-74 168 tooth	10.99 ea



SS304G



SS327G

## 1958-93 Starter Solenoid

The gold series solenoids are manufactured with a high temperature insulated wire for better heat resistance, a nickel-plated mounting bracket for better ground and an increased contact area on studs for higher electrical current capacity and longer life.

Heavy-Duty			
SS304G	1958-81	long version	38.99 ea
SS327G	1982-90	short version	41.99 ea
SS327G	1991-93	5.7L police	41.99 ea
Aftermarket			
SS304	1958-81	long version	21.99 ea
SS327	1982-90	short version	23.99 ea
SS327	1991-93	5.7L police	23.99 ea



## Starter Solenoid Heat Shield

Reproduction starter solenoid heat shield to guard against high temperatures from exhaust system components. This is for all standard (non-metric) solenoids on V8 truck models. Features easy mounting and produced in stainless steel.

DK1107	V8	non-metric	11.99 ea
--------	----	------------	----------



361443

## 1969-70 Starter Solenoid Heat Shield

This quality reproduction starter solenoid heat shield is stamped steel as original and will fit Chevrolet big block engines. This item helps prevent hot engine starting problems.

361443	1969-70	stainless steel	19.99 ea
K0174	1969-70	special retaining nut	9.99 ea



## Starter Heat Shield Set

In today's high heat environment, starters take in a lot of damaging heat that destroys the windings of the starter and solenoid. To combat this problem, we offer a non-conductive strap-on heat shield with a highly reflective Mylar surface. The Starter Heat Shield™ will reflect over 90% of radiant heat, adding life to the starter and assuring reliable starts. The Starter Heat Shield™ is the universal set that fits all starters.

TT10002	with straps	27.99 set
---------	-------------	-----------



## Starter Shims for GM Starters

Five piece GM starter shim set for Chevrolet and Pontiac models. One 1/16" shim, two 1/32" shims and two 1/64" shims. Used to shim the starter to the engine block.

TA4021	1958-96	5 piece	8.99 set
--------	---------	---------	----------



## Starter Bolt

Replacement starter bolt for models that require a 3/8"-16 x 4-11/16" bolt.

14097278	3/8"-16 x 4-11/16"	3.99 ea
----------	--------------------	---------



## Starter Mounting Bolt

Genuine GM and reproduction shouldered bolts for mounting various OE style starters. The straight across bolt pattern nose uses 1 long and 1 short bolt. The aluminum staggered pattern nose uses 2 long bolts, while the cast iron staggered pattern nose uses 2 medium bolts.

Note: \*GM #09000852 and #10465167.

Genuine GM			
G0102	3/8"-16 x 1-27/32"	11.99 ea	
G0101	3/8"-16 x 4-21/64"	7.99 ea	
G0103*	3/8"-16 X 4-21/64"	7.99 ea	

Reproduction			
3733289	3/8"-16 X 3-5/8"	3.99 ea	



K0172

## Starter Mounting Set

Mount your starter using correct hardware. The set includes the required bolts for small block or big block applications. Small block set is for starters with straight across bolt pattern. Big block set is for starters with cast iron nose and staggered bolt pattern.

K0172	small block (straight across)	12.99 set
K0173	big block (iron nose, staggered)	12.99 set



## Starter Motor Replacement Brushes

When rebuilding your original starter motor, it is usually necessary to replace the brushes. These brushes are stamped 945 and contain a 13/64" diameter hole. Set includes 4 brushes.

RX6004	1962-81	5.99 set
--------	---------	----------

## 1994-96 Starter Relay

Reproduction relay designed to replace non-functional originals.

19307	1994-96	5.99 ea
-------	---------	---------



## Starter Wire Harness Retainer

Reproduction of the commonly discarded starter wire harness retainer. Clamps to the main body of the starter solenoid and helps keep the power and negative wires from coming in contact with the exhaust manifold.

HC82	1966-72	21.99 ea
------	---------	----------



## Remote Starter Solenoid

Allows you to position the starter solenoid anywhere you need to in order to make maintenance easier. Includes of extra wire and connectors to do the job right.

30203		59.99 ea
-------	--	----------

## Hot Shot Starter Solution

The solution for vehicles with GM starters that are hard to start when hot, or vehicles with old or worn out electrical systems. Works by boosting available amperage to the starter solenoid. Includes: stainless steel mounting bracket, 30 amp heavy-duty relay, 24" wire length, wire leads, terminals, and easy-to-follow instructions.

30201	with engine bump switch	45.99 ea
30202	without bump switch	28.99 ea




# Alternators

## Internal and External Regulator Alternator Identification Guide

External Regulator	Internal Regulator "SI" Type	Internal Regulator "CS" Type
<p>Connector Socket</p> <p>Battery Terminal</p> <p>1963-74</p>	<p>Connector Socket</p> <p>Battery Terminal</p> <p>1969-85</p>	<p>Connector Socket</p> <p>Battery Terminal</p> <p>1986-Present</p>

## Clocking Position Identification Guide

The Delco SI series alternators are manufactured so that the rear half of the alternator case can be assembled to the front half of the case in any one of four positions. These positions are referred to as the "clock" positions. Clock positions are determined by views from the rear with the threaded mounting hole (adjusting ear) straight up. With this view, the terminal socket for the two wire, plug-in connector will point to any one of the four available "clock" positions. Straight up is 12 o'clock, to the right is 3 o'clock, straight down is 6 o'clock and to the left is 9 o'clock. Having the different clock positions allows for the alternator to be mounted on the left side or right side of the engine. It can also be mounted right side up or upside down depending on the clock position. This allows for the SI series alternator to be used on many different applications.



## Smooth Look Alternator

This is a beautiful new look in alternators. The sharp lines on the back of most alternators have been replaced with a smooth domed surface. The sharp lines around the side have been eliminated and the air vents around the side have been reworked to optimize cooling and surface finish. This chrome alternator is sure to brighten up your engine compartment. This all new alternator will add a custom appearance to your Impala while maintaining a high degree of dependability and performance.



S674611 chrome 140 amp 1 wire..... 253.99 ea

## Restore Your Charging System with a Quality Remanufactured Alternator!

Direct replacement for your worn out or non-working original alternator. These quality remanufactured alternators will install and function as original. We offer a wide selection of different applications depending on your year and model. If your late model Chevrolet is not listed here, check our listings for brand new units.

**Note:** Part numbers with a "U" suffix followed by a number refers to a clock position of the terminal socket on the alternator case. Looking at the back of the alternator with the pivot ear at the bottom, or 6 o'clock position, note the clock position of the terminal socket on your original alternator and match it to the replacement listings.



6 Cylinder			
<b>External Regulator</b>			
7122	1969-71	55 amp	L6 all plug 3 o'clock..... 79.99 ea
7122	1963-78	55 amp	L6 231 std with or without air..... 79.99 ea
7133	1972	55 amp	L6 std with or without air..... 104.99 ea
<b>Internal Regulator</b>			
7127U9	1973	63 amp	L6 std with or without air..... 49.99 ea
7127U9	1977-79	63 amp	L6 std with or without air..... 49.99 ea
7127U12	1980-84	63 amp	V6 229 std with or without air..... 119.99 ea
7137U3	1980-82	70 amp	V6 229 with hd option, with air..... 91.99 ea
7127U3	1980-82	63 amp	V6 231 std with or without air..... 91.99 ea
7137U3	1980-82	70 amp	V6 231 opt without air..... 91.99 ea
7137U6	1980-82	70 amp	V6 231 std; opt with air..... 91.99 ea
7273U12	1983-84	78 amp	V6 229 std with air and HBW..... 119.99 ea
7273U3	1983-85	78 amp	V6 231 std without air..... 121.99 ea
7273U6	1983-85	78 amp	V6 231 std with air..... 119.99 ea
7137U6	1981-83	70 amp	V6 231 with hd opt..... 91.99 ea
7273U12	1983-87	78 amp	V6 262 std with or without air..... 119.99 ea
7287U9	1985-87	120 amp	V6 262 opt hd 120A..... 109.99 ea
<b>External Regulator</b>			
7122	1963-78	55 amp	V8 plug 12 o'clock..... 79.99 ea
7122	1968-71	55 amp	V8 plug 3 o'clock..... 79.99 ea
7133	1972	55 amp	V8 all std with or without air..... 104.99 ea
<b>Internal Regulator</b>			
7127U3	1973-79	63 amp	V8 350 std with or without air..... 119.99 ea
7127U3	1973-76	63 amp	V8 400 std with or without air..... 119.99 ea
7127U3	1973-76	63 amp	V8 454 std with or without air..... 119.99 ea
7127U3	1977-79	63 amp	V8 305 std with or without air..... 119.99 ea
7135M	1979	80 amp	V8 305 with hd opt..... 104.99 ea
7135M	1978-82	80 amp	V8 350 std with air..... 119.99 ea
7127U3	1980-82	63 amp	V8 267 std with or without air..... 119.99 ea
7137U3	1980-82	70 amp	V8 267 opt hd with air..... 91.99 ea
7127U3	1980-82	63 amp	V8 305 std with air..... 119.99 ea
7137U3	1980-82	70 amp	V8 305 opt hd with air..... 91.99 ea
7127U3	1980-82	63 amp	V8 350 std with air..... 121.99 ea
7137U3	1980-82	70 amp	V8 350 with opt hd with air..... 91.99 ea
7137U6	1980-82	70 amp	V8 350 diesel std with air..... 119.99 ea
7273U3	1983-84	78 amp	V8 305 std with or without air..... 121.99 ea
7273U6	1983-84	78 amp	V8 350 diesel std without air..... 121.99 ea
7273U9	1983	78 amp	V8 350 diesel std with air..... 121.99 ea
7292U3	1984	78 amp	V8 350 diesel std without air..... 119.99 ea
7292U9	1984	78 amp	V8 350 diesel std with air..... 119.99 ea
7273U3	1985	78 amp	V8 305 std without air..... 121.99 ea
7273U9	1985	78 amp	V8 305 std with air..... 121.99 ea
7287U9	1985	120 amp	V8 305 opt with air..... 109.99 ea
7292U9R	1985	78 amp	V8 350 diesel all..... 79.99 ea
7137U3	1985-86	70 amp	V8 350 std with air..... 91.99 ea
7287U9	1985-86	120 amp	V8 350 opt with air..... 109.99 ea
7287U9	1986-82	78 amp	V8 305 opt without air..... 121.99 ea
7273U9	1986-87	78 amp	V8 305 std with or without air..... 119.99 ea
7292U9	1986-87	78 amp	V8 307 std with or without air..... 119.99 ea
7292U3	1987	78 amp	V8 307 opt without air..... 119.99 ea
7830U9	1987	94 amp	V8 307 opt with air..... 129.99 ea
7287U9	1986-87	120 amp	V8 350 opt with air..... 109.99 ea
7273U9	1987	78 amp	V8 350std w/o air, 1st prod w/air..... 121.99 ea
7888U3	1988-90	100 amp	V8 307 std with air..... 101.99 ea
7964U7	1994-96	105 amp	V8 267 std std 105A..... 114.99 ea

# Alternators

## 1973-96 New Alternator

These brand new alternators will install and function as original. Appearance may differ slightly from original. If your earlier model Impala is not listed here, check our listings for remanufactured units.

**Note:** Part numbers with a "U" suffix followed by a number refers to a clock position of the plug-in terminal on the alternator case. Looking at the back of the alternator with the pivot ear at the bottom, or 6 o'clock position, note the clock position of the plug-in terminal on your original alternator, and match it to the replacement listings. Be sure to check the 8th digit of the VIN code on SBC/2005 engines.



N2794U3

### 6 Cylinder

N7127U9	1973	63A	4.1	129.99 ea
N7127U9	1977-79	63A	4.1	129.99 ea
N7127U12	1980-84	63A	3.8	129.99 ea
N7294U3	1983-85	94A	3.8	134.99 ea
N7294U12	1983-88	94A	4.3	134.99 ea
N7858U11	1988	105A	4.3	159.99 ea
N7917U11	1989-90	105A	4.3	159.99 ea

### 8 Cylinder

N7294U3	1984	94A	5.0-G, HO	134.99 ea
N7294U9	1986	94A	5.0-G, HO	134.99 ea
N7294U9	1985-86	94A	5.0-G, HO	134.99 ea
N7858U11	1987	105A	5.0-H	159.99 ea
N7858U11	1987	105A	5.0-F	159.99 ea
N7917U11	1988-89	105A	5.0-F	159.99 ea
N7917U11	1988-89	105A	5.0-E	159.99 ea
N7861U11	1990-92	105A	5.0-F	151.99 ea
N7861U11	1990-92	105A	5.0-E	151.99 ea
N7858U11	1987	105A	5.7 all	159.99 ea
N7917U11	1988-89	105A	5.7 all	159.99 ea
N7861U11	1990-92	105A	5.7 all	151.99 ea
N8112U5	1991-96	140	265	224.99 ea
N8103U7	1994-96	105	350	149.99 ea



S1712



S17127

## 1972-85 One Wire GM Alternator

Standard or chrome finish 1 wire alternators are now available in 70, 100, and 140 amp versions. Improve the overall appearance of your engine compartment with a chrome alternator. These alternators are a 1 wire design, with an internal regulator but can be used for 1 wire or 3 wire operation.

### Internal Regulator

S17127	1972-79	standard	85 amp	148.99 ea
S17127	1973-79	chrome	85 amp	168.99 ea
S37293	1973-85	chrome	140 amp	198.99 ea

## 1973-86 Bow Tie Chrome Alternator

It is now possible to obtain four sought after and popular features in one alternator! 100% new with absolutely no rebuilt components. Assured quality with generous, over spec amperage, a machined pulley, an the popular Chevy Bow Tie emblem in red. Each unit is supplied with its own individual quality assurance graph documenting its operating performance. For a new level of functionality, insist on these 100% new Bow Tie alternators.

D141656	1973-86	70 amp, internal reg	149.99 ea
D141657	1973-86	100 amp, 1 wire	149.99 ea
D141658	1973-86	60 amp, 1 wire	149.99 ea
D141659	1973-86	80 amp, 1 wire	149.99 ea
D141660	1973-86	120 amp, 1 wire	159.99 ea



S17102



S17294



S17290

## 1963-96 Chrome Alternator

High-quality, new chrome-plated alternators will enhance the look of your engine compartment. Available to fit most full size Chevrolet models from 1963-96. Give your engine a custom look while retaining originality. These alternators are available for 6 cylinder or V8 engines.

### External Regulator

S17102	1963-72	70 amp	178.99 ea
--------	---------	--------	-----------

### Internal Regulator

S17294	1980-87	100 amp	all	168.99 ea
S17290	1980-87	140 amp	all HD	222.99 ea
S17294	1988	100 amp	4.3L	168.99 ea
S17806	1988	140 amp	4.3L HD	370.99 ea
S17802	1988	105 amp	5.0L V8	208.99 ea
S17806	1988	140 amp	5.7L V8	370.99 ea
S17861	1989-90	105 amp	4.3L 5.0L	208.99 ea
S17805	1989-90	140 amp	4.3L 5.0L	370.99 ea
S17805	1989-90	140 amp	4.3L 5.0L	370.99 ea
S17861	1991-93	105 amp	all	208.99 ea
S17805	1991-93	140 amp	all HD	370.99 ea
S17914	1994-96	105 amp	all	208.99 ea
S18112	1994-96	140 amp	all HD	370.99 ea



5362

USA

## DynaForce Alternator

DynaForce blue printed alternators cover your electrical needs whether it's a high output Street Series unit for a high feature street rod, or a low output, Street Series alternators are offered with chrome or black finishes and are designed to fit most GM bracket systems from the 1960's to the 80's with a simple one wire hook up. Every alternator assembly is tested and is delivered with proof of performance. Made in USA.


5361	120 amp	black finish	389.99 ea
5361	160 amp	black finish	450.99 ea
5362	160 amp	chrome finish	481.99 ea



S7102



5321



S8002

## 1963-96 OEM

### Style and Performance Alternator

Classic now offers high-quality replacement alternators for 1963-96 full size Chevrolet models. We also offer performance alternators for 1963-96 models that offer higher amp output than stock replacements.

### OEM

S7102	1963-71	65A	all	158.99 ea
S7294	1980-87	100A	all	148.99 ea
S7294	1988	100A	4.3L	148.99 ea
S7802	1988	105A	5.0L	167.99 ea
S7806	1988	140A	5.7L	280.99 ea
S7861	1989-90	105A	4.3L, 5.0L	167.99 ea
S7805	1989-90	140A	5.7L	280.99 ea
S7861	1991-93	105A	all	167.99 ea

### Performance

S8002	1963-79	100 amp	all	148.99 ea
S47294	1963-79	140A	all	179.99 ea
S47806	1980-88	200A	all	335.99 ea
S48203	1989-90	200A	4.3L, 5.0L	335.99 ea
S47864	1989-90	200A	5.7L	335.99 ea
S48203	1991-93	200A	all	403.99 ea
S48112	1994-96	200A	all	335.99 ea
S18112	1994-96	140A	all polished	370.99 ea
S38112	1994-96	200A	all polished	425.99 ea



S82071



S182071

## 120 Amp Alternator

These all new 120 amp alternators 6 groove serpentine pulley is a great addition to any modified or high-performance engine. Available in standard or chrome style. Includes internal regulator.

### Internal Regulator

S82071	standard	167.99 ea
S182071	chrome	211.99 ea

# Alternators

New!



## 1975-80 One Wire Bow Tie Alternator

Now it is possible to complete your engines compartment's black crinkle look with a matching alternator. 100% new with absolutely no re-built components. Assured quality with generous, over spec amperage, a machined pulley, and the popular Chevy Bow Tie emblem in red. Supplied with its own individual quality assurance graph documenting its operating performance. For a new level of functionality, insist on these 100% new Bow Tie alternators.

141662 1975-80 100 amp ..... 149.99 ea

New!



## 1958-96 Smooth Look Alternator

This is a beautiful new look in alternators. The sharp lines on the back of this alternator have been replaced with a smooth domed surface. The sharp lines around the side have been eliminated and the air vents have been reworked to optimize cooling an d surface finish. This chrome alternator is sure to brighten up your engine compartment. This all new alternator will add a custom appearance while maintaining a high degree of dependability and performance

17297 1958-96 100 amp 1V pulley 182.99 ea

## 1962 Generator for Your Full Size

These generators are direct replacements for your original Delco Remy unit. Each unit is remanufactured and tested to OE standards.

9005 1962 4 cyl. 40 amp 153ci ..... 139.99 ea  
9005 1962 6 cyl. 30 amp 194ci ..... 139.99 ea



## 1958-61 Generator Mount Sleeve

This is the mounting sleeve that goes into the rear generator end plate. This metal sleeve will replace lost or damaged sleeves as original.

TF700622 1958-61 ..... 2.99 ea



## PowerGen Alternator

Get the current to support aftermarket accessories or install a later model engine and keep the look of the original generator! Featuring one wire operation and a heavy-duty regulator, PowerGen alternators are designed to fit generator bracketry and provide 60 amps at idle and 90 amps at peak charge. Available with Light Drive to power factory charge lights. Choose from chrome, polished, or standard black finishes.

Note: Check for correct pulley size before installation.

### Standard Models

**Chrome Finish**  
TF700451 long with 7.13" mounting 544.99 ea  
TF700452 short with 5.95" mounting 523.99 ea

**Polished Finish**  
TF700453 long with 7.13" mounting 492.99 ea  
TF700454 short with 5.95" mounting 492.99 ea

**Black Finish**  
TF700455 long with 7.13" mounting 439.99 ea  
TF700456 short with 5.95" mounting 439.99 ea

### Light Drive Models

**Chrome Finish**  
TF700560 long with 7.13" mounting 565.99 ea  
TF700561 short with 5.95" mounting 544.99 ea

**Polished Finish**  
TF700562 long with 7.13" mounting 513.99 ea  
TF700563 short with 5.95" mounting 513.99 ea

**Black Finish**  
TF700564 long with 7.13" mounting 460.99 ea  
TF700497 short with 5.95" mounting 461.99 ea

New!



## 1958-61 Generator Mounting Bracket

These hard to find mounting brackets tend to be bent over the years and suffer from metal fatigue. Replace it and have peace of mind.

TF700141 1958-61 6" ..... 24.99 ea  
TF700147 1958-61 8" ..... 24.99 ea

New!



## 1958-62 Generator Rebuild Set

Why replace your generator? Rebuild it. These sets include: 2 terminal post, brushes, 1 oiler, 1 bearing, 1 bushing, and 2 oil caps. Everything needed is there.

TF700382 1958-59 power steering ..... 78.99 set  
TF700381 1958-62 manual steering ..... 69.99 set



## 1963-79 Chrome Alternator Fan and Pulley

Add a custom look to your engine with a chrome alternator fan and pulley. This single groove fan and pulley set includes a nut and washer for easy installation. It will install on most GM alternators.

T9446 1963-79 ..... 20.99 set

## 1963-77 10 Blade Alternator Fan Blade

Service replacement style 10 blade alternator fan to fit a wide variety of Delco alternators. This is an exact reproduction of the now obsolete Delco service replacement part that was sold under the following part numbers: 19207827, 800594, U1915, 1A-5500. Features 2 blades with 3 ribs per blade and 8 blades with 2 ribs per blade, for an authentic original appearance.

EN10967Z 1963-77 10 blade ..... 12.99 ea

## 1967-70 Alternator Fan

Correct replacement 11 blade alternator fan found on all 1967-70 full size models. May be used as a service replacement on all models from 1963-86.

1969488 1967-69 with hook blade ..... 29.99 ea  
1969990 1969-70 ..... 29.99 ea

## 1963-69 Deep Groove Alternator Pulley

Correct reproduction deep groove pulleys for 1963-69 full size with 409, 396 and 427 engines as listed below. Single groove, 3-5/8" in diameter.

**409ci Engine**  
KW608 1963-65 reproduction ..... 43.99 ea

**396ci Engine - 425 Horsepower**  
KW608 1965-66 reproduction ..... 43.99 ea

**427ci Hi-Po Engine**  
KW608 1966-69 reproduction ..... 43.99 ea



## 1966-72 Alternator Pulley

Correct reproduction alternator pulley for 1966-72 Impala/full size Chevrolet models. 3-3/16" diameter.

1970831 1966 396, 427 1st design ..... 32.99 ea  
1970831 1967 427 special hi-perf. .... 32.99 ea  
1970831 1968 8 cyl with 42 amp alt. .... 32.99 ea  
1970831 1969 427 ..... 32.99 ea  
1970831 1972 402, 454 without AC ..... 32.99 ea

# Alternator Components



## Alternator Conversion Adapter

Easy to use conversion plugs are designed to adapt your wire harness to upgrade your charging system with a later model, internally regulated alternator.

### 1985 and Earlier

CA27555	external regulator to "SF" type alternator.....	37.99 ea
CA37796	"SF" harness to "CS130" type alternator .....	32.99 ea

### 1986 and Later

CA37787	external reg. harness to "CS130" type alternator .....	37.99 ea
---------	--	----------



## 1963-85 Alternator Pigtail

Commonly burnt or corroded, the alternator pigtail is a very important item in keeping your vehicle's charging system operating correctly. Replace the alternator pigtail in your 1969-85 full size model if it is burnt or corroded with this fine reproduction.

WE209	1963-72	2.99 ea
WE205	1974-85	3.99 ea



## Universal Alternator Generator Light Kit

This one wire alternator/generator plug/light is required on some one wire alternators and generators to convert 10DN to 10SL. If your alternator has this requirement, here's the kit to do the conversion.

S17150	universal	1 wire	29.99 ea
--------	-----------	--------	----------



## 1963-72 External Voltage Regulator Pigtail

Usually burnt or corroded, the voltage regulator pigtail is a very important item in keeping your vehicle's charging system operating correctly. If your regulator pigtail is burnt or corroded, replace it with this fine reproduction.

WE218	1963-72	5.99 ea
-------	---------	---------



## 1958-72 External Voltage Regulator

OER® reproduction and standard replacement external voltage regulator for 1958-72 full size models. For use with external regulator models.

### Standard Replacements

12 Volt		
VR605	1959-64	w/o ps or AC (gen.) 76.99 ea
VR699	1958-64	with ps and AC (gen) 61.99 ea

### OER® Reproduction

#### Electromechanical Style

Features "Delco Remy" Logo	
1119519	1963-72 black cover..... 49.99 ea

### OER® Chrome

1119519	1963-72 chrome cover..... 49.99 ea
---------	------------------------------------

ACDelco

New!



## 1958-62 ACDelco Voltage Regulator

A voltage regulator is an electrical device used to control the output of a generator or alternator. External regulator is located on the fender well in the engine compartment.

Note: Regulators for 10dn alternators are safe up to 60 amps.

External Regulator for Generator	
TF700383	1958-62 all..... 84.99 ea

New!

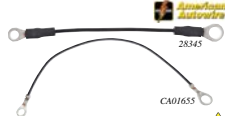
OER AUTHORIZED



## 1963-68 Voltage Regulator Well Nuts

Replacement voltage regulator well nuts for 1963-68 GM passenger cars and 1963-71 truck models. Neoprene with captive brass nut 10-24, fits 3/8" hole..

A16240K	1963-68	3 piece	3.99 set
A16240	1963-68	individual	1.89 ea



## 1963-69 Voltage Regulator Ground Wire

Correct replacements for the original ground wires. These wires are necessary to help eliminate coil feedback in the radio speakers, and properly ground the electrical system.

28345	1963	12.99 ea
CA01655	1965-69	17.99 ea



## 1965-66 Voltage Regulator Harness

Fits vehicles equipped with transistor ignition amplifiers and in line diode. This option is found on Chevrolet models with 396ci V8, air conditioning and TH400 transmission.

2115	1965-66	49.99 ea
------	---------	----------



## 1958-62 Delco-Remy Tags

The serious restorer will want to replace these starter, generator and distributor Delco-Remy tags. Set of three: two red and one black.

TF700138	1958-62	19.99 set
----------	---------	-----------



## 1958-62 Electrical I.D. Tag Fasteners

These fasteners are reproductions of the ones used to attach identification tags to starters, generators and distributors. Fasteners are sold in sets of six.

TF700620	1958-62	2.69 set
----------	---------	----------



## 1969-72 Intake Manifold Stud Bolt

Correct replacement stud used for the rear of the upper alternator mounting bracket in the water neck and replaces an intake manifold bolt for an attachment stud.

1256624	1969-72	black block	7.99 ea
---------	---------	-------------	---------

# Alternator Components

## Authentic Style Alternator/Generator Belt

Are your belts showing signs of deterioration including cracking and dry rot? If so, it's time to replace these potentially troublesome parts with our original style reproduction belts. Officially Licensed by General Motors, they feature imprinting of the correct GM part numbers. These authentic looking reproductions are the finishing touch to any serious restoration and a great way to gain points over your car show competitors. You don't want something as simple as a worn or incorrect belt to keep you from winning your next trophy, and you certainly don't want to be left stranded on the way to your next show.

B760	1958	283	without power steering	35.99 ea
B761	1958	8 cyl./w/heavy-duty generator	37.99 ea	
B762	1958	348 w/3 x 2 bbl. carbs. (2 req.)	39.99 ea	
B763	1958	348 without power steering	39.99 ea	
B764	1958	348 with heavy-duty generator	37.99 ea	
B765	1958	283 with power steering	35.99 ea	
B770	1958	348 w/air susp. or HD generator	37.99 ea	
B771	1958	283 with air suspension	36.99 ea	
B772	1958	V8 w/power steering or air susp	37.99 ea	
B773	1958	283 with ps, air susp., AC	36.99 ea	
B774	1958	348 with ps and air susp.	39.99 ea	
B775	1958	348 with ps, air susp., AC	37.99 ea	
B780	1959	283 without ps, AC	35.99 ea	
B781	1959	283 with AC, without ps	36.99 ea	
B782	1959	348 without ps, AC	37.99 ea	
B783	1959	348 w/o ps (with or w/o AC)	36.99 ea	
B784	1959	348 with ps, with or w/o AC	36.99 ea	
B785	1959	283 with ps, air susp.	36.99 ea	
B786	1959	348 with ps, air susp.	37.99 ea	
B788	1959	283 with ps, air susp.	36.99 ea	
B789	1959	283 with 60 amp generator	37.99 ea	
B790	1959	348 with 60 amp generator	39.99 ea	
B800	1960	283	35.99 ea	
B801	1960	348 without AC, hi lift cam	36.99 ea	
B802	1960	348 with AC, with hi lift cam	36.99 ea	
B803	1960	348 without AC (RPO 577)	37.99 ea	
B804	1960	348 with AC	36.99 ea	
B825	1961	283 without AC	35.99 ea	
B826	1961	283 with AC	34.99 ea	
B827A	1961	348 with AC	36.99 ea	
B828A	1961	348 without AC	36.99 ea	
B829	1961	409 without AC	37.99 ea	
B840	1962	283, 327 with AC	36.99 ea	
B841	1962	283, 327 without AC	34.99 ea	
B842	1962	409	37.99 ea	
B843	1962	V8 with 40 or 45 amp w/AC	36.99 ea	
B844	1962	V8 with 40 or 45 amp, w/AC	36.99 ea	
B845	1962	V8 with 63 amp alt	37.99 ea	
B846	1962	V8 with 62 amp alt	36.99 ea	
B860	1963	283, 327 with AC	36.99 ea	
B861	1963	283, 327 without AC	35.99 ea	
B862	1963	409	39.99 ea	
B863	1963	409 with AC	39.99 ea	
B864	1963	283, 327 with AC (2 req.)	39.99 ea	
B866	1963	409 with AC generator	39.99 ea	
B880	1964	283, 327	34.99 ea	
B881	1964	409 without AC	39.99 ea	
B882	1964	409 with AC	39.99 ea	
B883	1964	283, 327 without AC	35.99 ea	
B884	1964	283, 327 with AC	36.99 ea	
B885	1964	409 with AC gen	39.99 ea	
B900	1965	283, 327	34.99 ea	
B901	1965	396/25HP (L35)	36.99 ea	
B902	1965	396/25HP (L78)	36.99 ea	
B903	1965	409/34HP	39.99 ea	



## 1965-72 Rear Alternator Rubber Boot

Reproduction of the rubber boot which is located on the wiring loom where it plugs into the rear of the alternator. This is an excellent reproduction of the original rubber boot.


K0105	1965-72	2.99 ea
-------	---------	---------



## 1964-72 Alternator Case Bolts

Reproduction alternator assembly bolts. These bolts hold the two halves of the alternator case together. Available with Phosphate or silver zinc-plating. Sold in sets of 4.

1253554	1964-72	phosphate	7.99 set
1253555	1964-72	silver zinc	7.99 set



## Alternator Bolt Set

The subsequent loss of electrical power could be due to the OEM alternator stud failing. To prevent this from ever happening, conscientious engine builders rely on ARP's "bulletproof" alternator studs. They're made from a premium grade 8740 chromoly steel alloy and heat treated to a nominal 200,000 psi tensile strength. They are very rigid and won't bend under the stress of competition, eliminating problems with alternator pulley alignment. Made in USA.

AR4333	3/8"	alt. pivot 6"	45.99 ea
AR4332	alt. bracket bolt		9.99 set

AR4334	3/8"	alt. pivot 6"	42.99 ea
AR43331	alt. bracket bolt		9.99 set

AR4332	alt. bracket bolt		5.99 set
AR43332	alt. bracket bolt		5.99 set


AR351	5"	long	11.99 set
AR352	5-1/4"	long	8.99 set



## 1969-72 Alternator Mounting Bolts

Includes the lower bolt and upper bolt with washer and stud where applicable. OEM type.

K0064	1969-72	big black	11.99 set
-------	---------	-----------	-----------



## 1969-78 Alternator Mounting Bolts

Includes the lower bolt and upper bolt with washer and stud where applicable. OEM type.

K0063	1969-78	small black	9.99 set
-------	---------	-------------	----------



## Alternator Wire Terminal Cap and Retainer

Alternator wire terminal cap and retainer used on most all vehicles equipped with a GM threaded post type alternator. The retainer attaches behind the alternator post lead and has the clip edge to accept the end of the protective pieces are made of injected molded plastic and each retainer is color coded to match the cap.

14716	black cap and retainer	14.99 set
14717	red cap and retainer	14.99 set



## Alternator Bracket Heater Hose Clamp

The clamp is used to keep the heater hoses from coming in contact with the alternator fan blade which could cause severe damage to the hoses.

3825416	4.99 ea
---------	---------

## 1964-81 Alternator Pulley Nut

Correct reproduction alternator pulley nut. Zinc-plated for rust prevention. Correct 11/16"-20 thread with 15/16" Hex size.

153582	1964-81	4.99 ea
--------	---------	---------



WARNING: Cancer and Reproductive Harm - www.P65Warnings.ca.gov

# Alternator Components



## 1958-62 Alternator Conversion Bracket Set

Bring your 6 cylinder motor into the new age by adding an alternator. This is a 2 piece set that will mount an alternator to your 1958-62 235ci Chevrolet engine. Set includes the lower mount bracket as well as the upper adjusting bracket.

CX1671 1958-62 ..... 59.99 set



## SB Alternator Relocation Set

This set allows you to mount your alternator down low on the driver side of the vehicle. Uses the two bolt holes on the LH side next to the balancer. If you have trouble running tall valve covers due to alternator clearance, are trying to open up the area up top for radiator hose routing and do not have a power steering pump mounted low on the driver side of then engine, this may be the set for you. Requires use of short water pump.

NJG27 brackets ..... 64.99 set



## 1958-62 Upper Generator Brace

This is a correct reproduction upper generator brace for all 1958-62 full size Chevrolet models with 283 or 327 engines.

C603641 1958-62 283, 327 ..... 27.99 ea



## 1989-90 Alternator Rear Brace

Correct replacement alternator brace found on all 1989-90 full size models.

G7265 1989-90 5.0E w/85, 100 amp .. 5.99 ea



## 1969-72 Rear Alternator Brace/Spacer Set

Reproduction alternator bracket for 1969-72 big block full size models. Set includes the correct lower rear alternator bracket and 2-7/8" spacer.

K0119 1969-72 brace and spacer .. 18.99 set  
C409421 1969-72 brace only ..... 10.99 ea  
C409431 1969-72 spacer only ..... 9.99 ea



## 1964-79 Alternator Bracket Spacer

Genuine GM alternator bracket spacer for 1964-79 V8 Impala models with 42, 55, and 61 amp alternators, and 1970-75 six cylinder models. Cut to length as required.  
3825451 1964-79 1" ..... 1.99 ea



## Universal Chrome Alternator Spacer

This universal adapter will install and fit nearly every application. Chrome-plated. Fits 7/16" bolt and is 5" in length.

66179 chrome 5" length ..... 7.99 ea



T9008 - side view



T4869 - top view



T9254 - side view

T9234 - back view

## 1965-81 Header Adapter Bracket

Lower alternator pivot bracket can be used for LH or RH applications on small block engines with a short water pump and factory exhaust manifolds with mounting bosses. Header adapter bracket is necessary for use on vehicles equipped with headers. The use of GM bushings and spacers will vary depending on application.

T9008 1965-81 pivot chrome .... 13.99 ea  
T9254 1965-68 adapter chrome ..... 11.99 ea  
T4869 1965-81 pivot black ..... 15.99 ea  
T9234 1965-68 adapter black ..... 14.99 ea



## 1958-86 Wide Mount Alternator Bracket

Old Air drivers side wide mount alternator bracket for GM small block engines with the long water pump.  
AP0223L 1958-96 LH ..... 113.99 ea



HB800001



HB800003

HB800004



HB800005

HB800008

HB800010

## 1968-68 Alternator Bracket for Headers

Exhaust headers often use extra thick flanges and tight bends, making it difficult to mount an alternator bracket. These ceramic coated steel alternator brackets mount to either side of the engine to close mount the alternator toward the vehicle center line without interference. A billet aluminum spacer is offered separately for those who wish to retain the original alternator position and belt routing. Three finish styles are offered with either a polished or satin finish.

Note: For 1958-68 models with small block V8 and short water pump.

**Loft Header Bracket**  
HB800001 1958-68 ..... 39.99 ea  
HB800002 1958-68 extended ..... 49.99 ea

**Right Header Bracket**  
HB800003 1958-68 ..... 39.99 ea  
HB800004 1958-68 extended ..... 49.99 ea

**Bracket Spacers**  
**Smooth Finish**  
HB800005 1958-68 satin ..... 34.99 ea  
HB800006 1958-68 polished ..... 54.99 ea

**Ball Milled Finish**  
HB800007 1958-68 satin ..... 39.99 ea  
HB800008 1958-68 polished ..... 59.99 ea

**Ribbed Finish**  
HB800009 1958-68 satin ..... 49.99 ea  
HB800010 1958-68 polished ..... 64.99 ea



## 1964-68 Alternator Bracket

This alternator bracket fits 1964-68 small block Chevy 265-350 engines. For side mount alternator applications. Chrome, steel, sold individually.

66661 1964-68 LH ..... 16.99 ea



## 1965-68 Alternator Support

This is the correct support brace for 1965-68 models with a small block engine. This bracket mounts on the leading edge of the driver side exhaust manifold and supports the bottom of the alternator.

Note: Not for use with 62 amp alternator.

K6565 1965-68 ..... 23.99 ea

# Alternator Brackets

OE<sup>®</sup> AUTHORIZED



## 1963-93 Reproduction OE Style Alternator Bracket and Spacer

Original style alternator brackets for your classic Chevrolet. A wide variety of applications are available as listed. For original exhaust manifolds unless noted otherwise.

<b>Small Block - Upper Bracket</b>			
C254631	1963-64	283, 357 - 62 amp ...	28.99 ea
E368	1965-68	short water pump ...	26.99 ea
3932410	1969-72	must drill heater hose & battery cable clamp	25.99 ea
14081227	1985-86	305H - 42 amp, 4.3Z	26.99 ea
<b>Small Block - Lower Bracket</b>			
C254619	1963	283, 327	49.99 ea
C515741	1969-71	lower spacer bracket	23.99 ea
<b>Big Block - Upper Bracket</b>			
A26096	1965-68	except 62 amp	14.99 ea
<b>Big Block - Lower Bracket</b>			
KW436	1966-68	can also be used with headers	54.99 ea
<b>5.0E, 5.7 - Serpentine Style</b>			
G5755	1989-93	5.0E	81.99 ea
G5755	1991-93	5.7	81.99 ea

OE<sup>®</sup> AUTHORIZED



## 1964-86 Chrome Aftermarket Alternator Bracket and Spacer

Replace your damaged or missing alternator bracket with a chrome aftermarket bracket to dress-up your engine compartment with a brilliant shine.

**Note:** \*Bracket features stylized holes.  
**Emissions Note:** 1 (C) Non-CARB compliant (not legal for emission controlled vehicles).

### For Short Water Pump

<b>Small Block - Upper</b>			
T9079	1964-69	universal fit	18.99 ea
T9315	1965-68	factory intake	14.99 ea
T9319	1965-68	with stylized holes	20.99 ea
<b>Big Block - Upper</b>			
T9581	1965-68	factory intake	25.99 ea
<b>Big Block - Lower</b>			
T9502	1965-68		58.99 ea

### For Long Water Pump

<b>Small Block - Upper</b>			
T9323*	1969-75	with stylized holes	15.99 ea
T9326	1976-86	with stylized holes	14.99 ea
<b>Big Block - Upper</b>			
T9318*	1969-75	factory intake	19.99 ea
66647	1969-72	slotted bkt, factory intake	22.99 ea
<b>Big Block - Lower</b>			
T9638	1969-75		11.99 ea

New!

RESTORATION



## 1969-74 SB Alternator Bracket

Reproduction lower alternator bracket for 1969-74 Chevrolet full size models. Manufactured in stamped steel replicating the original bracket exactly. For use with long neck water pump small block engines.

C115	1969-74	small block	16.99 ea
------	---------	-------------	----------



## 1969-74 Alternator Bracket Set

This is a reproduction RH mount alternator mounting set for various 1969-74 models.

KW789	1969-71	SB	69.99 set
E329	1969-74	BB	75.99 set

OE<sup>®</sup> AUTHORIZED



## 1969-76 SB Alternator Bracket Set

Aluminum alternator bracket set is designed for small block Chevy engines with a long water pump. Mounts the alternator on the RH (passenger side) of the vehicle using original holes in the water pump. Will work on engines that have the power steering pump on the LH (driver side) of the vehicle. Hardware is included.

153663	1969-76		55.99 set
--------	---------	--	-----------

RPC



## 1969-86 Alternator Brackets

These 2 piece alternator bracket sets are chrome-plated reproduction brackets. These brackets are designed for use with original style intake and long water pump. This set includes the upper bracket and the lower "L-shaped" bracket.

<b>Small Block - Solid Style</b>			
T9316	1969-72		27.99 set
T9317	1976-86	TPL	24.99 set

# Fuel Tanks

**OE® AUTHORIZED**



FT400B



FT400C



FT4003C



FT4005C

## 1958-70 Fuel Tank

Correct reproduction fuel tanks for 1958-70 Chevrolet full size 2 and 4 door hardtop, convertible, and sedan models. Manufactured to factory specifications. Includes lock ring and o-ring seal.

Note: Shipped double oversize.

Zinc Coated Steel	Part No.	Year	Price
FT4000A	1958	169.99	ea
FT4001A	1959-60	199.99	ea
FT4002A	1961-64	129.99	ea
FT4003A	1965-66	154.99	ea
FT4004A	1967	299.99	ea
FT4005A	1968	299.99	ea
FT4006A	1969-70	299.99	ea

Ni-Terne Steel	Part No.	Year	Price
FT4000B	1958	289.99	ea
FT4001B	1959-60	259.99	ea
FT4002B	1961-64	189.99	ea
FT4003B	1965-66	174.99	ea
FT4004B	1967	339.99	ea
FT4005B	1968	371.99	ea
FT4006B	1969-70	415.99	ea

Stainless Steel	Part No.	Year	Price
FT4002C	1961-64	399.99	ea
FT4003C	1965-66	399.99	ea
FT4004C	1967	449.99	ea
FT4005C	1968	479.99	ea
FT4006C	1969-70	399.99	ea

**OE® AUTHORIZED**



FT4016A



FT4009B

## 1973-96 Fuel Tank

Correct reproduction fuel tanks for 1973-96 Chevrolet full size 2 and 4 door hardtop, convertible, and sedan models. Manufactured to factory specifications. Includes lock ring and o-ring seal.

Note: Shipped truck freight.

Zinc Coated Steel	Part No.	Year	Price
FT4009A	1973	229.99	ea
FT4010A	1974	229.99	ea
FT4011A	1975-76	240.99	ea
FT4013A	1977-79	162.99	ea
GM12B	1977-79	164.99	ea
FT4023A	1977-87	145.99	ea
FT4015A	1980-90	130.99	ea
FT4021A	1980-90	145.99	ea
FT4020A	1981-90	145.99	ea
FT4016A	1985-89	159.99	ea
FT4022A	1985-89	189.99	ea
FT4017A	1990	159.99	ea
FT4018A	1991-96	462.99	ea

Ni-Terne Steel	Part No.	Year	Price
FT4009B	1973	299.99	ea
FT4010B	1974	387.99	ea
FT4011B	1975-76	311.99	ea
FT4013B	1977-79	235.99	ea



FT4008A



FT4012A

## 1968-90 Station Wagon Fuel Tank

Correct reproduction fuel tanks for 1968-90 Chevrolet full size station wagon models. 1967-74 twenty-two gallon, 1975-76 twenty-six gallon, 1977-90 twenty-two gallon capacity.

Note: Shipped double oversize.

Zinc Coated Steel	Part No.	Year	Price
FT4007A	1968-70	257.99	ea
FT4008A	1970-74	257.99	ea
FT4012A	1975-76	257.99	ea
FT4014A	1977-90	145.99	ea

**OE® AUTHORIZED**



881396



10228632

881394


## 1991-96 Steel Fuel Tank Kit

OE® Authorized replacement silver powder coated steel fuel tank for 1991-96 Caprice and Impala models. The original plastic fuel tank of the full size GM models are prone to cracking and leaking, the plastic tanks are now obsolete and almost impossible to find.

Note: \*Shipped double oversize.

**Fuel Tank, Filler Neck with Cap, Hose Set, Hardware**  
881396\* 1991-96 fuel tank kit..... 524.99 kit

Components	Part No.	Year	Price
FT4018A	1991-96	462.99	ea
10265623	1991-96	63.99	ea
10228632	1991-96	51.99	set
881394	1991-96	3.99	set



CX5042

## 1958-73 Stainless Fuel Injection Fuel Tank

Stainless steel gas tanks are a direct replacement for the OE tanks. Each tank is hand formed from 304 grade stainless steel and TIG welded. All tanks feature a unique baffle system to control fuel tank slosh. Each tank has baffles running front to rear, side to side, and surrounding the fuel pickup to eliminate fuel starvation during acceleration and hard braking. All fittings and mounting flanges for fuel sending units and fuel pumps are CNC-machined from 304 stainless steel stock to a thickness of 3/8" to ensure a proper seal. All tanks include an installed fuel pump and stainless steel mounting straps with hardware. All tanks have a brushed finish for easy up keep but can be easily polished to a show finish.

Important: Fuel sending unit is not included with tank.

Note: Shipped double oversize.

Emissions Note: \* (N) Non-CARB compliant (not legal for emission controlled vehicles).

Stainless Steel Fuel Tanks	Part No.	Year	Price
14481	1958	1743.99	ea
14482	1959-60	1743.99	ea
14483	1961-64	1714.99	ea
14484*	1965-66	1844.99	ea

Replacement Parts	Part No.	Year	Price
P74167	1958-73	48.99	ea
CX5041	1958-64	39.99	ea
CX5042	1965-73	39.99	ea
S20199	1958-73	12.99	ea



# Fuel Tank Replacements



## 1961-66 EFI Conversion Fuel Tank

Holley and Sniper are here to help you to complete your EFI swap with new EFI conversion fuel tanks. Each tank is a direct fit for your application no modifications necessary. The set includes: 18 gallon coated galvanized steel tank, a 255 lph fuel pump, internal baffling, a correct Ohm range fuel level sender. The tank is powder coated for corrosion resistance and great looks. NPT Supply and return line ports for easy fuel line connection and a barbed vent fitting. Fuel pump and sender are recessed in the tank to provide an easy installation with no modification to your vehicle. EFI style tank baffling includes a large 4.3 liter internal fuel tray to prevent fuel pump starvation.

*Note: \*Includes filler neck. Shipped double oversize.*

**Emissions Note:** (3) Non-CARB compliant (not legal for emission controlled vehicles). **052**

A9719118 1961-64 standard style .. 724.99 set  
 A9719119 1965-66 standard style .. 724.99 set



## 1965-66 Fuel Injected Classic Tank

A Turn-Key fuel tank that includes an integrated sender and fuel pump assembly completely installed, just "Plug and Play". Manufactured using American-made specially coated Ni-terne LF-35 steel. Built with precise, original mounting strap depressions. Square and round wells to match original specs. Each tank has an in tank high capacity fuel pump that is 85-115 PSI/50-60 gph. Each features a 0-95 Ohm fuel sender.

*Important: Will not fit station wagon models.*

*Note: Shipped double oversize.*

**Emissions Note:** (3) Non-CARB compliant (not legal for emission controlled vehicles). **052**

GM37CF1 1965-66 ..... 644.99 ea



## 1958-70 Fuel Tank Mounting Brace

Correct reproduction fuel tank mounting braces for 1958-70 models. Each brace attaches to the bottom of the trunk floor and supports the gas tank. The fuel tank mounting straps attach to these braces.

*Note: Shipped oversize.*

**EDP Coated** **051**

B7591 1958 LH ..... 105.99 ea  
 B7592 1958 RH ..... 105.99 ea

CRH149 1959-60 2 required ..... 279.99 ea  
 B14177 1961-64 2 required ..... 154.99 ea  
 B9001A 1965-70 2 required ..... 57.99 ea

**Weld-Thru™ Coated**  
 B9001W 1965-70 2 required ..... 61.99 ea



- FITech's Easy Street 600 HP throttle body.
- Replacement for any 4 barrel carburetor.
- 40' natural stainless steel braided fuel hose.
- Handheld controller, cable, and mount.
- 1961-64: EFI fuel tank, 20 gallon capacity.
- 1965-66: EFI fuel tank, 24 gallon capacity.
- 1965-66: 1" deeper than stock, longer straps included.
- Galvanized steel then powder coated silver.
- Fuel pump and sender are recessed in the tank.
- EFI internal baffling to prevent fuel starvation.
- Looks like an OE tank when installed.

## 1961-66 Total Package EFI Swap Set

The new Total Package EFI swap set for 1961-66 Impala, Bel Air, Biscayne and 1966 Caprice models features FITech's Easy Street 600 HP throttle body as the heart of the system, delivering smooth and reliable performance. In addition, the sets include a new direct-fit 18 gallon notchet corner fuel tank with an internal pump module, a high pressure internal fuel pump and a complete steel braided hose kit to get the fuel to the classic gold finished throttle body. A high-flow serviceable filter and AN-style fittings are also included, making all of the connections for installation a breeze. Everything you need under one part number, it's never been easier to make the switch to Fuel Injection.

*Note: Shipped oversize.*


**Emissions Note:** (1) Non-CARB compliant (not legal for emission controlled vehicles).

**For Engines with 200 HP up to 600 HP** **051**  
 38009 1961-64 ..... 1956.99 set  
 38010 1965-66 ..... 1956.99 set

## J-B Weld Gas Tank and Radiator Repair

AutoWeld is a hand mixable, steel reinforced, non-rusting epoxy putty that quickly repairs or rebuilds anything made of metal. After mixing, it forms an industrial strength polymer compound that can be molded into shapes or used to build up, patch and repair steel components. AutoWeld sets in 5 minutes and after 60 minutes, can be drilled, tapped, machined, ground, filed, and painted. Cures dark gray. Made in USA.

JB8217 1 oz. .... 4.99 ea



## 1958-70 Fuel Tank Mounting Strap Bolts

Use proper mounting hardware to make installation jobs easier. We offer correct replacement fuel tank strap bolts for 1958-70 full size Chevrolet models.  
 B1432 1958-70 ..... 4.99 set




## 1958-96 Fuel Tank Mounting Straps

OE® Authorized fuel tank straps for 1958-85 Chevrolet full size models. Each strap is produced using heavy-duty perforated steel or stainless steel for superior corrosion resistance.

**OE Material - All Models Except Wagon**  
 FT4100A 1958 38-5/8" x 1-1/4" ..... 34.99 pr  
 FT4101A 1959-60 39-7/16" x 1-1/4" ..... 36.99 pr  
 FT4102A 1961-64 22-3/4" x 1-1/4" ..... 29.99 pr  
 FT4103A 1965-66 37" x 1-1/8" ..... 17.99 pr  
 FT4104A 1967-70 39" x 1" ..... 46.99 pr  
 FT4106A 1973-76 37-1/2" x 1-1/8" ..... 39.99 pr  
 FT4108A 1980-85 37-1/2" x 1-1/8" ..... 39.99 pr  
 FT4109A 1991-96 37" x 2-3/10" ..... 64.99 pr

**Stainless Steel - All Models Except Wagon**  
 FT4100B 1958 38-5/8" x 1-1/4" ..... 44.99 pr  
 FT4101B 1959-60 39-7/16" x 1-1/4" ..... 46.99 pr  
 FT4102B 1961-64 22-3/4" x 1-1/4" ..... 57.99 pr  
 FT4103B 1965-66 37" x 1-1/8" ..... 46.99 pr  
 B1700 1965-66 ..... 21.99 pr  
 FT4104B 1967-70 39" x 1" ..... 49.99 pr  
 FT4106B 1973-76 37-1/2" x 1-1/8" ..... 49.99 pr

**Station Wagon Models**  
 FT4110A 1958 38-5/8" x 1-1/4" ..... 39.99 pr  
 FT4115A 1977-85 32-1/2" x 1-1/8" ..... 32.99 pr



## Universal Fuel Tank Anti-Squeak Insulator

Universal style anti-squeak cushions are designed to install between the gas tank and the gas tank straps. These fuel tank anti squeak pads cushion the gas tank from the body and straps to reduce noise caused by metal to metal contact. Replacing or adding the anti squeak pads can help eliminate noise or friction between the fuel tank straps and the body.

### 24" Anti-Squeak Set

Set contains: two 24" x 2" x .060" anti-squeak strips, two 24" x 1-1/4" molded fuel strap cushions, and one 5-1/4" x 2" x 1/2" neoprene anti-rattle pad.  
 K915 universal ..... 24.99 set

### 36" Anti-Squeak Set

Set contains: two 36" x 1-3/4" x .060" anti-squeak strips and one 5" x 2" x 1/2" neoprene anti-rattle pad.  
 UK915 universal ..... 17.99 set

### 39" Anti-Squeak Set

Set contains: two 39" x 2" x .060" anti-squeak strips, two 39" x 1-1/4" molded fuel strap cushions, and one 5-1/2" x 2" x 1/2" neoprene anti-rattle pad.  
 C67808 universal ..... 29.99 set

# Fuel Tank Accessories

**NEW!** **OEER AUTHORIZED**



14751 - end view



14751



14752

## 1961-64 Fuel Filler Neck

Reproduction steel fuel tank filler neck for 1961-64 Impala, Bel Air, and Biscayne models. Each filler neck assembly is manufactured in quality stamped steel and features a gray primer coating for rust and corrosion prevention.

*Note: Not for use with station wagon models.*

14751 1961-63 exc. wagons..... 41.99 ea  
14752 1964 exc. wagons..... 42.99 ea

**NEW!**

**OEER AUTHORIZED**



end view



## 1969-70 Fuel Filler Neck with Bracket

Reproduction fuel tank filler neck for 1969-70 Impala, Bel Air, Biscayne, and Caprice models except station wagons. This neck joins to the fuel tank with the filler neck rubber hose (available separately). Manufactured in quality stamped steel and includes the attaching bracket. FT5037 1969-70 full size..... 51.99 ea

**NEW!**

**OEER AUTHORIZED**



detail end views



## 1974 Fuel Filler Neck

Reproduction fuel tank filler neck for 1974 Bel Air, Impala, or Caprice models (except station wagon). Manufactured to factory specifications featuring the correct gas cap opening for proper fit, and functionality. Filler neck is zinc coated as original for protection against corrosion.

*Note: Not for use with station wagon models.*

15255 1974 full size..... 35.99 ea

**NEW!** **OEER AUTHORIZED**



## 1991-96 Fuel Filler Neck w/Cap

Reproduction steel fuel tank filler neck for 1991-96 Caprice and Impala models. Manufactured in quality stamped steel and features a black EDP coating for rust and corrosion prevention. Includes aftermarket fuel cap. 10265623 1991-96 sedan..... 63.99 ea



K630



K650

## 1961-70 Fuel Tank to Filler Neck Hose

Seals inlet filler neck to tank stub neck, will eliminate fuel leaks when properly installed. Each hose is produced with high-quality neoprene and will last much longer than the original. 2 clamps required.

K630 1961-64 hose 1-7/8" x 3' .. 9.99 ea  
K650 1969-70 hose 2" x 5-1/2' .. 10.99 ea



0857



0858



0855



0856

## Filter Neck Hose Clamp

Correct style Wittek style tower clamp used on various GM vehicles. Features WITTEK MFG. CO. CHICAGO, U.S.A. stamped on each clamp.

0857 1-1/16" 5/8" hose..... 3.99 ea  
0858 1-3/16" 3/4" hose..... 3.99 ea  
0855 2-1/16" upper..... 4.99 ea  
0856 2-1/4" lower..... 3.99 ea  
0854 2-5/16" lower..... 4.99 ea

**NEW!**

**OEER AUTHORIZED**



## 1969-70 Fuel Tank Filler Neck Hose

OEER Authorized fuel tank filler neck hose for 1969-70 Impala, Caprice, Bel Air, and Biscayne models. Each hose joins the fuel tank with the filler neck. Includes 2 clamps.

*Note: Not for use on wagon models.*

152036 1969-70 2" i.d. x 5-1/2' L. 18.99 set

**NEW!**

**OEER AUTHORIZED**



9047G

## Universal 2" I.D. Fuel Tank Filler Hose

Reproduction fuel filler hose to connect fuel neck to fuel tank on a variety of models requiring a 2" I.D. fuel hose. These hoses can be used as is, or if you require a shorter piece, you can cut to your desired length. Nitrile 70 shore rubber hose is specifically engineered to stand up to gasoline, fuel oil, and other petroleum-based products.

9047E universal 2" i.d. x 15'..... 24.99 ea  
9047G universal 2" i.d. x 20'..... 24.99 ea



## 1991-96 Fuel Filler/Vent Hose Set

Reproduction fuel filler neck hose and vent hose set with clamps, for fuel tank, part #FT4018A. This installation set includes: fuel filler neck hose, fuel neck vent hose, and 4 clamps to use to attach the hoses to the fuel filler neck.

*Note: Filler neck is not included, sold separately, part #10265623.*

10228632 1991-96 with clamps..... 51.99 set



B393905



K94765

## 1961-64 Fuel Tank Filler Neck Grommet

Replace your missing or damaged tank filler neck grommet with this quality reproduction for 1961-64 full size models. This is the grommet that is installed at the top of the filler neck where it meets the fuel door.

B393905 1961-63..... 11.99 ea  
K94765 1964..... 6.99 ea

## 1968-70 Fuel Tank Vent Valve

Reproduction plastic fuel tank vent valve that mounts on the frame rail. This valve is commonly broken or missing. A cotton ball was originally installed at the factory to keep dirt from entering the tank (not included). One vapor line comes off of fuel tank and goes to this valve.

14987 1968-70..... 29.99 ea



K405

## 1967-81 Fuel Tank Pickup Tube Filter

Correct replacement fuel tank pickup tube strainer used to help keep contaminants in the fuel from entering into the fuel lines. This part attaches directly to the fuel tank pickup tube.

K404 1967-81 5/16" OEM style .. 9.99 ea  
K405 1967-81 3/8" OEM style .... 9.99 ea

# Fuel Caps



## 1958-96 Replacement Non-Locking Fuel Cap

Replace your original broken or missing gas cap with this service replacement fuel cap. These caps are manufactured to correct specifications. May differ from the original in appearance, but will fit and function correctly. Correct replacement gas caps for 1958-96 full size Chevrolet models.

Note: \*Non-vented gas cap.

ST10640	1958-63	all	4.99 ea
ST10632	1965-70	excluded wagon	3.99 ea
ST10646*	1965-70	wagon	4.99 ea
ST10807	1971-74	Bel Air, Impala	6.99 ea
ST10807	1971-72	wagon	6.99 ea
G2138	1975-79	vented - ACDelco	20.99 ea
ST10817	1975-96	all	6.99 ea
G2138	1983-90	vented/handle - GM	20.99 ea

## GM AUTHORIZED



## 1965-70 Non-Locking Gas Cap

Correct reproduction gas cap for 1965-70 full size Chevrolet models including Impala, Bel Air and Biscayne. This is a non-locking gas cap that is for both 6 cylinder and V8 models.

Note: \*Non-vented gas cap.

15137*	1965-70	all	44.99 ea
3931449	1968-69	wagon	24.99 ea
3931449	1970	wagon w/o EEC	24.99 ea
ST10819	1977-96	all - plastic	10.99 ea



## 1958-96 Replacement Locking Fuel Cap

Keep thieves and vandals out of your fuel tank. Replace your old, damaged, or missing fuel cap with a new replacement locking fuel cap. Each cap includes 2 keys. Correct replacement gas caps for 1958-96 full size Chevrolet models.

ST10491	1958-63	all	black	14.99 ea
CX1843	1958-63	all	chrome	15.99 ea
ST10492	1964	all	black	13.99 ea
ST10492	1965-70	wagon	black	13.99 ea
ST10571	1965-74	all	black	14.99 ea
ST10571	1971-72	wagon	black	14.99 ea
ST10591	1975-96	all	black	13.99 ea



## 1965-70 Sprocket Gas Cap

Vintage style custom sprocket gas cap will help make your 1965-70 Chevrolet full size model stand out from the rest. Measures: 3-3/8" round. Machined from aluminum and polished to show quality. Made in USA. A5700249 1965-70 polished..... 74.99 ea



## Gas Cap with Polished Finned Top

Gas caps are usually just a way to cover the fuel filler hole. Why not make a statement with this gas cap and polished custom finned top. The U.S. made casting is of A-356 aluminum alloy and polished to a show quality finish. Each gas cap and top is shipped as 2 parts so that you can align the fins properly during installation. Features a non-vented gas cap and fits 1965-70 GM models. Polished top is cast in the USA.

Note: We recommend the use of metal to metal adhesive for installation (not included).

A9760305	1965-70	polished	68.99 ea
----------	---------	----------	----------



## 1958 Fuel Tank Filler Door

This high-quality fuel door is manufactured from stamped steel to factory specifications with correct contours for an original appearance and fit. Features a light primer finish for rust prevention. Includes fuel door return spring and rubber bumpers.

### 2 or 4 Door Hardtop and Convertible Models

589082D	1958	299.99 ea
---------	------	-----------



## 1960 Fuel Filler Door Bumpers

Reproduction fuel filler door bumpers, manufactured to original factory specifications. Includes washers and screws. Fits El Camino, station wagon, and sedan delivery. Replaces GM part #4574349.

EL21215	1960	7.99 set
---------	------	----------



## 1964-81 GM Fuel Hose Stamp

These stamps were used to identify hose size and placement. 1/4" hose was used for fuel return hose, 5/16" and 3/8" was used for main fuel lines.

A8700160	1964-81	GM 1/4 stamp	23.99 ea
A8700161	1964-81	GM 5/16 stamp	23.99 ea
A8700162	1964-81	GM 3/8 stamp	23.99 ea

This stamp was used by hose supplier SWAN on all rubber fuel hose that connected the main fuel line to the fuel sending unit and fuel pump.

A8700159	1967-79	SWAN GAS stamp	23.99 ea
----------	---------	----------------	----------

This stamp was used to identify fuel hoses and was stamped about every inch.

A8700193	1967-79	GAS stamp	23.99 ea
----------	---------	-----------	----------

These stamps were used to identify emissions hose size and placement.

A8700163	1970-81	EVAP 1/4 stamp	23.99 ea
A8700164	1970-81	EVAP 5/16 stamp	19.99 ea
A8700165	1970-81	EVAP 3/8 stamp	19.99 ea

This stamp were used to identify hose on GM vehicles with an in trunk fuel filler neck vapor system.

A8700166	1965-70	VAPOR	23.99 ea
----------	---------	-------	----------

# Sending Units & Accessories

**OEER AUTHORIZED**



## 1958-70 Hardtop, Sedan Fuel Sender

After years of use, your fuel sending unit can wear out or stop working entirely. When that happens, it can cause your fuel gauge not to work or even send incorrect readings to the fuel gauge. Designed and manufactured to exact factory specifications, these fuel sending units will replace the original in both fit and function. Includes fuel sender, filter screen, lock ring, gasket, and brass float.

### Hardtop and Sedan Full Size Models

5640657	1958-60	5/16" line	49.99 ea
5640659	1958-60	3/8" line	49.99 ea
5641461	1961-64	5/16" line	49.99 ea
5641248	1961-64	3/8" line	49.99 ea
6425032	1961-64	3/8" line, 1/4" return	41.99 ea
6428067	1965-66	5/16" line	49.99 ea
6426973	1965-66	3/8" line	49.99 ea
CX1893	1967-70	3/8" line	59.99 ea



## 1958-64 Wagon, El Camino Fuel Sender

Ensure that you always know how much fuel you actually have by replacing your worn out original with this quality OEER® reproduction fuel sending unit. Designed and manufactured to exact factory specifications, this fuel sending unit will replace the original in both fit and function.

### El Camino, Station Wagon, Sedan Delivery

5640295	1958-60	3/8" line	49.99 ea
6428053	1958-60	5/16" line	49.99 ea
6428060	1961-64	5/16" line	49.99 ea



## Universal Fuel Tank Sending Unit

OEER® universal fuel tank sending units. Designed for use with OE or aftermarket 0-30 Ohm or 0-90 Ohm gauges, each sending unit includes the sender, float, float rod, hardware, instructions, and seal. Will work with most aftermarket fuel tanks from 6" to 24" deep with standard 5 bolt GM bolt pattern.

CX5041	universal	0-30 Ohm	39.99 ea
CX5042	universal	0-90 Ohm	39.99 ea

**OEER AUTHORIZED**

## 1958-64 Fuel Sending Unit Float

Fuel sending unit not reading correctly? Your OE float may be cracked or have a hole in it. Replace your leaky original float with this new brass float to help send accurate readings to your fuel gauge.

479312	1958-64	9.99 ea
--------	---------	---------



## 1958-60 Fuel Sending Unit Gasket

OEER® Authorized fuel tank sending unit gasket for 1958-60 Chevrolet full size models. Gaskets are molded from FKM rubber which shows excellent resistance to fuel and oil.

### Gasket with Screws Set

FT5034	1958-60	with 5 screws	6.99 set
--------	---------	---------------	----------

### Individual Components

CX1424	1958-60	gasket	2.99 ea
B1433	1958-60	5 screws	4.99 set

## 1961-90 Fuel Tank

### Sending Unit Installation Set

Correct reproduction fuel tank sending unit installation sets for 1961-90 Impala/full size Chevrolet models.

FT5031	1961-66	lock ring/gasket	6.99 set
FT5030	1967-90	lock ring/gasket	6.99 set

## 1961-90 Fuel Tank Sending Unit Gasket

Correct replacement gasket which is used between the sending unit and the locking ring. Available for early and late model full size models.

3825206	1961-66	passenger	2.99 ea
3825206	1961-70	wagon	2.99 ea
E388	1967-90	passenger	6.99 ea
G6978	1967-90	passenger - GM	8.99 ea



## 1961-90 Sending Unit Locking Ring

Correct replacement locking ring which connects the fuel tank sending unit to the fuel tank. This locking ring replaces the original which are commonly destroyed when they are being removed. This ring helps to seal the sending unit gasket to the tank.

3774937	1961-66	full size	3.99 ea
3774937	1961-70	wagon	3.99 ea
E387	1967-90	full size	6.99 ea
G7001	1967-90	full size - GM	8.99 ea

## 1961-66 Fuel Tank Sender Lock Ring Tool

A handy tool used to remove/install the fuel tank sending unit lock ring on 1961-66 full size models.

CX4879	1961-66	18.99 ea
--------	---------	----------

# Fuel Pumps

## 1958-80 Mechanical Fuel Pump

Classic Industries® offers replacement fuel pumps for early and late model full size models. Choose from a wide range of fuel pumps specifically designed for each year and engine size. Some fuel pumps may differ slightly in appearance from original, but will fit and function correctly, offering years of service.

Note: \*Canadian models only. \*\*Except 1980 police models.

### 6 Cylinder Engines

M2999	1958-62	235 w/elec wipers	28.99 ea
M3530	1963-66	250 without smog	96.99 ea
M4503	1965-66	250 with smog	21.99 ea
M4503	1967-73	250	21.99 ea
M6738	1977-79	250	30.99 ea
M60086	1980	229 short can	25.99 ea
M6951	1980	231	22.99 ea
M60086	1981-84	3.8-K short can	25.99 ea
M6122	1981-82	3.8-K long can	25.99 ea
M6951	1981-84	3.8-A	22.99 ea
M6951*	1985	3.8-A, 2 barrel	22.99 ea

### V8 Engines

TP700049	1958-67	265,283	69.99 ea
M3120	1958	283	44.99 ea
M4712	1959-65	283	25.99 ea
M3120	1959-65	348	44.99 ea
M3120	1961-65	409	44.99 ea
M3120	1963-66	327	44.99 ea
M4712	1966	283, 2 barrel	25.99 ea
M3120	1966	283, 4 barrel	44.99 ea
M4530	1966	427, 425HP	21.99 ea
M4513	1967	283	20.99 ea
M4513	1967	327, 1st design	20.99 ea
M4685	1967	327, 2nd design	17.99 ea
M4530	1967-69	427	21.99 ea
M4685	1968	327	17.99 ea
M6624	1969	327	18.99 ea
M6624	1969	396	21.99 ea
M6624	1970	400	18.99 ea
M4530	1970	454	21.99 ea
M6624	1970-75	350-H.K.L, 2 bbl	18.99 ea
M6624	1971	350, 4 bbl w/ AC	18.99 ea
M6215	1971	350, 4 bbl with AC	28.99 ea
M6624	1971	400, 2 barrel	18.99 ea
M6215	1971	400, 4 barrel	28.99 ea
M6628	1971-72	402-S	26.99 ea
M6628	1971-72	454-V	26.99 ea
M6215	1972	400-R, with AC	28.99 ea
M6624	1972-73	400-R, without AC	18.99 ea
M6624	1973	350-HJ, without AC	18.99 ea
M6626	1973	350-HJ, with AC	18.99 ea
M6626	1973	400-R, with AC	18.99 ea
M6626	1974-75	400-R.M.U	18.99 ea
M6624	1974-75	350-H.K.L, 4 barrel	18.99 ea
M6626*	1974-76	350-H.K.L, 4 barrel	18.99 ea
M6624	1976	350-V, 2 barrel	18.99 ea
M6624*	1977-80	305-U.G.H.	18.99 ea
M6624	1977-80	350-L	18.99 ea
M6624	1980	267	18.99 ea
M4685	1981	5.7-L, exc. taxi	17.99 ea
M6626	1981	5.7-L, taxi	18.99 ea
M4685	1981-82	4.4-L	17.99 ea
M4685	1981-83	5.0-H	17.99 ea
M6101	1982-83	5.7-L, 6, police	23.99 ea
M4685	1984-85	5.0-H, exc taxi	17.99 ea
M6626	1984-85	5.0-H, taxi	18.99 ea
M6101	1986	5.0-H, 2 line	23.99 ea
M4685	1987	5.0-H	17.99 ea
M6626*	1987	5.0-H	18.99 ea
M4685	1987	5.0-H, 4 barrel	17.99 ea
M6101	1988	5.0-H	23.99 ea
M4513	1968	307, Chevrolet	20.99 ea
M6109	1986-90	5.0-Y, Oldsmobile	24.99 ea

## 1958-86 Fuel Pump Pushrod

Correct fuel pump pushrod for all V8 engines, small block or big block without 1958 3 x 2 barrel.

3704817	1958-86	13.99 ea
---------	---------	----------

New!



## 1958-62 Fuel Pump with Glass Bowl Filter

Reproduction mechanical fuel pump with glass bowl filter for 1958-62 full size models with an inline six cylinder 235ci engine. This fuel pump is manufactured to factory specifications and fits models without vacuum windshield wipers. The glass bowl is removable for cleaning. The fuel lines might have to be altered for inlet and outlet locations or the pump body may be re-positioned as needed to allow better alignment of the fittings for specific 1952-62 applications. Includes gasket.

429G	1958-62	glass bowl	89.99 ea
------	---------	------------	----------

Holley



## 1964-79 Chrome Fuel Pump

Replace your original fuel pump with a genuine Holley triple chrome-plated fuel pump. Each high volume mechanical fuel pump flows 60 gallons per hour @ 7-1/2 psi. Features include an adjustable lower housing allowing 360 degree rotation of fuel inlet-outlet fittings for custom installations. Applications to fit 1964-79 small block and 1968-72 big block engines.

### 1964-79 Fuel Pump

For 283, 302, 307, 327, 350 small block engines. A high-quality triple chrome-plated pump.

12834	1964-79	124.99 ea
-------	---------	-----------

### 1968-72 Fuel Pump

For 396, 427, 454 big block engines. A high-quality triple chrome-plated pump.

12835	1968-72	124.99 ea
-------	---------	-----------

New!

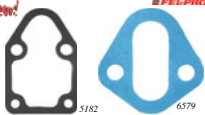


## Performer RPM 110 GPH Fuel Pump

Designed for all Edelbrock carburetors used in Performer or Performer RPM applications. These high-performance street fuel pumps feature a high-quality three stage polished finish. The unique valve design improves flow quantity and quality, and will support engines up to 600 HP. High volume, 3" NPT inlet and outlet surpasses the capacity of conventional models. Produces 6 psi and does not require a regulator. For gasoline only. Lockable lower housing can be rotated for best inlet/outlet alignment.

E1721	small block	168.99 ea
E1722	big block	180.99 ea

New!



## 1958-86 Fuel Pump Gasket

High-quality fuel pump mounting plate and fuel pump gaskets for 1958-86 Chevrolet full size models. Gaskets are engineered, tested, and manufactured to deliver a reliable seal.

<b>Fuel Pump Mounting Plate Gasket</b>		
V8 Small Block and 348, 409ci Engines		
5182	1958-86 full size	2.69 ea

<b>Fuel Pump Gaskets</b>		
L6, SB, BB, 348 and 409ci Engines		
6579	1958-86 all	1.99 ea

<b>Small and Big Block</b>		
G6993	1958-86 all	2.99 ea



## 1958-86 Fuel Pump Mounting Plate

This plate is used to cover the large access area for the fuel pump pushrod, and provides a mounting surface for the fuel pump on 1958-86 V8 small block engines, or 348 and 409 engines. Includes plate gasket.

Emissions Note: Ⓢ Non-CARB compliant (not legal for emission controlled vehicles).

R2310	1958-86	6.99 ea
-------	---------	---------



## Bow Tie Fuel Pump Block Off Plate

Chevrolet block off plates with Bow Tie emblem. Covers the hole on engine where fuel pump normally goes when using an electric fuel pump. Available for big blocks and small blocks. Includes a non-asbestos gasket.

D141210	small block	11.99 ea
D141211	big block	11.99 ea

New!



## Bow Tie Fuel Pump Block Off Plate

Premium block crinkle fuel block off plate. Stamped with the handsome Chevrolet Bow Tie.

141213	small block	11.99 ea
141213	big block	11.99 ea

# Fuel Pump Components



1256637

## 1958-81 Fuel Pump Bolt and Washer Set

Correct bolts with lock washers. Available for small block or big block models.

1256636	1958-66	small block.....	9.99 pr
1256637	1967-81	small block.....	9.99 pr
1256638	1965-74	big block.....	7.99 pr



## 1958-81 Fuel Pump Mounting Hardware Set

Reproduction fuel pump and mounting plate hardware set for 1958-81 full size models with a small block V8 engine. This high-quality hardware set features original style fasteners with the correct finish and headmarks. G4589K 1958-81 small block..... 8.99 set



AK116A

## Fuel Pump Mounting Set

These are chrome-plated or stainless steel Hex heads for small block or big block fuel pumps. Includes a complete set for installation of one fuel pump.

AK116A	polished chrome.....	11.99 set
AK116B	polished stainless.....	19.99 set

## Fuel Pump Mounting Hardware Set



Make sure that mechanical fuel pumps stay properly aligned by using ARP's durable black oxide finished chromium or rustproof stainless bolts (both materials are rated at 170,000 psi and considerably stronger than Grade 8 hardware). Your choice of either conventional Hex heads or 12 point head. Washers are included.



AR13162	black oxide	Hex head.....	7.99 set
AR13161	black oxide	12 point.....	8.99 set
AR43162	stainless	Hex head.....	9.99 set
AR43161	stainless	12 point.....	9.99 set



D - Bow Tie E - SS logo G - 350

## 1958-81 Fuel Pump Bolt Set

Dress-up your Impala with these one of a kind dress-up bolt sets. The Chevrolet Bow Tie, SS, or 350 logo is stamped directly onto the head of the bolts. They are available in decorative chrome-plated or polished stainless steel versions. Each 4 piece set includes fuel pump and mounting plate bolts. Washers not included.

Note: Specify logo suffix: D-Bow Tie, E-SS logo, G-350 logo.

56460C	1958-81	SB	chrome.....	12.99 set
56460S	1958-81	SB	stainless steel	9.99 set



BPC5802

BPC6602

## Fuel Pump to Carburetor Line

Replacing your fuel lines can improve your fuel system while retaining originality. Pre-bent fuel pump to carb line sets are the most accurate reproduction on the market. They have all the correct bends in the correct places with the correct flared ends and OE type fittings.

### 1958-70 Original Material

BPC5801	1958	348, 3 x 2 carburetor, 5 lines, 6 fittings.....	82.99 ea
BPC5802	1958	348, 4 barrel with AC.....	23.99 ea
BPC5803	1958	348, 3 x 2, vacuum 2nd line set.....	26.99 ea
BPC5804	1958-61	348, 4 barrel, without AC.....	23.99 ea
BPC5901	1959-61	348, 3 x 2 carburetor, 3 line set.....	31.99 ea
BPC5901F	1959-61	4 way brass adapter for BPC5901.....	38.99 ea
BPC5903	1959-64	283, 2 barrel.....	23.99 ea
BPC6201	1962-64	327/250 HP.....	23.99 ea
BPC6202	1962-65	327/300 HP - L74, 2 piece.....	26.99 ea
BPC6206	1962	235, 6 cylinder.....	23.99 ea
BPC6209	1962-64	409, 2 x 4 barrel, 2 lines, 5 fittings.....	79.99 ea
BPC6301	1963-64	409/340HP, with 2 fittings - chrome.....	38.99 ea
BPC6302	1963-64	409, 1/4" return with fittings - chrome.....	36.99 ea
CPC6502	1965	283, 2 barrel.....	23.99 ea
BPC6602	1966	283, 2 barrel.....	23.99 ea
BPC6604	1966	327/275HP with carter carburetor.....	23.99 ea
BPC6609	1965-66	396 with Quadrajt.....	23.99 ea
FPC6705	1967-69	327/275HP, 5/16" line.....	23.99 ea
FPC6707	1967-69	327/275HP, 3/8" line.....	23.99 ea
FPC6709	1967-69	396/325HP with Quadrajt.....	23.99 ea
BPC6709	1967	427 with Quadrajt.....	23.99 ea
BPC6803	1968	427-SS Quadrajt - 3 piece.....	37.99 ea
FPC6901	1969	350, 2 barrel.....	23.99 ea
BPC6903	1969-70	396 with Quadrajt, 3 lines.....	37.99 ea

### 1958-70 Stainless Material

BPC5801S	1958	348, 3 x 2 carburetor, 5 lines, 6 fittings.....	83.99 ea
BPC5802S	1958	348, 4 barrel with AC.....	31.99 ea
BPC5803S	1958	348, 3 x 2, vacuum 2nd line set.....	31.99 ea
BPC5804S	1958-61	348, 4 barrel, without AC.....	31.99 ea
BPC5901S	1959-61	348, 3 x 2 carburetor, 3 line set.....	44.99 ea
BPC5901F	1959-61	4 way brass adapter for BPC5901S.....	38.99 ea
BPC5903S	1959-64	283, 2 barrel.....	31.99 ea
BPC6201S	1962-64	327/250 HP.....	31.99 ea
BPC6202S	1962-65	327/300 HP, 2 piece.....	38.99 ea
BPC6206S	1962	235, 6 cylinder.....	31.99 ea
BPC6209S	1962-64	409, 2 x 4 barrel, 2 lines, 5 fittings.....	83.99 ea
CPC6502S	1965	283, 2 barrel.....	31.99 ea
BPC6602S	1966	283, 2 barrel.....	31.99 ea
BPC6604S	1966	327/275HP with carter carburetor.....	31.99 ea
BPC6609S	1965-66	396 with Quadrajt.....	31.99 ea
FPC6705S	1967-69	327/275HP, 5/16" line.....	31.99 ea
FPC6707S	1967-69	327/275HP, 3/8" line.....	31.99 ea
FPC6709S	1967-69	396/325HP with Quadrajt.....	31.99 ea
BPC6709S	1967	427 with Quadrajt.....	31.99 ea
BPC6803S	1968	427-SS Quadrajt - 3 piece.....	50.99 ea
FPC6901S	1969	350, 2 barrel.....	31.99 ea
BPC6903S	1969-70	396 with Quadrajt, 3 lines.....	50.99 ea

## Driven Carb Defender



Driven Carb Defender Fuel Additive has been formulated to protect against harmful ethanol deposits and corrosion in fuel and the induction system. Special inhibitors resist expensive damage and reduced performance from moisture accumulation from modern ethanol blended gasoline. This additive controls combustion chamber residue, cleaning and protecting fuel system and intake tract surfaces to keep carburetors functioning properly. Carb Defender is ideal for everyday drivers or classics that spend time in storage between cruises and special events. One bottle treats up to 25 gallons of ethanol blended fuel.

JG1340	10 oz. bottle.....	12.99 ea
JG1341	case of 6 - 10 oz. bottles.....	147.99 cs



## Fuel Pump to Carburetor Line



These high-quality fuel line kits offer a clean and precise fuel supply line for mechanical fuel pumps with 3/8" NPT outlet to Edelbrock single feed or dual feed fuel inlet kits.

These hose kits are pre-assembled hose with hose ends and are available with stainless steel braided hose or black nylon fabric Pro Classic hose.

### Stainless Steel Braided Hose

ER1223	small block.....	47.99 ea
ER1224	big block.....	55.99 ea

### Pro Classic Hose

ER1233	small block.....	47.99 ea
ER1243	big block.....	65.99 ea



ER1233

# Fuel Components



## 1994-96 Fuel Vapor Charcoal Canister

Genuine GM fuel vapor charcoal canister used to help cut down or eliminate fuel vapors. Essential part of the fuel and emissions system.

G6991	1994-95	all	140.99 ea
G4272	1996	all	178.99 ea



## 1982-96 Fuel Pump Relay

Located under the hood, mounted on the L.H side of the firewall, the fuel pump relay may become inoperative due to excessive heat and electrical loads. Replace the burned out fuel pump relay in your 1984-96 full size models with one of these high-quality reproduction and get the fuel flowing once again.

19868	1982-84	5.0L	19.99 ea
14078915	1983-88	all	22.99 ea
19871	1984-85	5.7L	14.99 ea
19844	1985	5.0L	11.99 ea
19844	1985-86	4.3L	11.99 ea
19856	1989-90	all	12.99 ea
19272	1991-93	Caprice	5.99 ea
19271	1994-96	all	14.99 ea



## Fast Idle Cut-Off Relay

Reproduction fast idle cut-off relay designed to replace non-functional original relays.

19844	1985-86	5.0L, 305-H	11.99 ea
19868	1982-83	5.0L, 305-H	19.99 ea
19844	1985-86	5.0L, 305-H	11.99 ea



## Fuel Evaporation Relay

Reproduction fuel evaporation relay designed to replace non-functional original relays.

19868	1982-83	2.8L	19.99 ea
19844	1985-86	all, air cleaner door	11.99 ea



## Low Profile Fuel Line Disconnect Set

Easily disconnect fuel injection quick connect fuel lines in hard to reach locations. 3/8" adapters work on GM fuel lines, 5/16" adapters work on Ford and Chrysler applications.

34750			16.99 set
-------	--	--	-----------



## Fuel Hose Set

This set is designed to replace the fuel hoses on single one piece gas lines. Includes: correct 12" forward fuel line hose (near fuel pump) and 5-1/4" rear fuel line hose (near fuel tank) with 4 clamps.

K0152			9.99 set
-------	--	--	----------



Correct replacement fuel hose for all models equipped with 4 barrel carburetors. For models with or without vapor return line. Includes correct size hose with mounting clamps.

K0061	without return	5.99 set
K0096	with return	10.99 set



## Fuel Hose Set

Correct replacement fuel hose for all models equipped with 4 barrel carburetors. For models with or without vapor return line. Includes correct size hose with mounting clamps.

K0061	without return	5.99 set
K0096	with return	10.99 set



## Replacement Rubber Fuel Hose

Replace your cracked, broken, crumbling, and faded fuel and vapor line hoses with these correct factory fuel and vapor line hoses for originality. Sold by the foot.

MN1704	1/4" i.d.	3.99 ft
MN1702	5/16" i.d.	2.99 ft
MN1703	3/8" i.d.	2.99 ft



## Hose Pinch Clamp

Correct style pinch clamp used on various GM vehicles. Most commonly used on 1961-82 vehicles on fuel and vacuum hoses.

K0052	1/4"	red	1.19 ea
T7700041	5/16"	yellow	1.69 ea
K0050	3/8"	olive green	1.19 ea
380322	3/8"	silver	1.99 ea
K0051	3/8"	black	1.19 ea



## Fuel and Vacuum Wire Ring Hose Clamp

Correct style pinch clamp used on various GM vehicles. Most commonly used on 1958-63 vehicles on fuel and vacuum hoses.

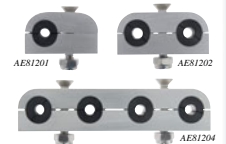
AU5354	1958-63	5/16"	2.99 ea
AU5356	1958-63	3/8"	3.99 ea



## Billet Fuel Hose End

Billet aluminum fuel hose clamp ends from Billet Specialties. Clean alternative to plain hose clamps or load anodized colors. They are available for both braided and rubber hose and in most popular sizes.

B67025	5/16"	braided	17.99 ea
B67225	3/8"	rubber	17.99 ea
B67325	3/8"	braided	17.99 ea



## Billet Line Clamp

Clean up your engine bay with these aluminum line clamps. Machined from 6061 aluminum and feature removable Delrin inserts with a 3/16" pilot hole that can be drilled to accommodate a larger diameter line. Made in USA.

5/8" Tall Line Clamp			
AE81201	1 hole		14.99 ea
AE81202	2 hole		19.99 ea
AE81203	3 hole		24.99 ea
AE81204	4 hole		29.99 ea

1" Tall Line Clamp			
AE160301	1 hole		19.99 ea
AE160302	2 hole		24.99 ea
AE160303	3 hole		29.99 ea
AE160304	4 hole		34.99 ea



## Gold Standard Fuel Tank Sealer Set

Our 3 step fuel tank sealer set contains almost everything you might need to seal a tank of up to 25 gallons. Complete set and individual items available.

### 3 Step Fuel Tank Sealer Set

Buy our fuel tank sealer set and save! Each fuel tank sealer set includes: 2 quarts of Klean (a water based, heavy-duty, cleaner/degreaser), 1 quart RustBlast (a powerful rust remover/metal etch), 1 quart Gold Standard Tank Sealer, gloves, instructions, and a stir stick.

KB53000	prep/sealer set	75.99 set
---------	-----------------	-----------

<b>Refill Components</b>		
KB53000	prep/sealer set	75.99 set
KB2400	one quart	13.99 ea
KB2500	one gallon	25.99 ea
<b>KBS RustBlast Rust Remover</b>		
KB3400	one quart	19.99 ea
KB3500	one gallon	37.99 ea
<b>KBS Fuel Tank Sealer</b>		
KB5400	one quart	44.99 ea
KB5500	one gallon	127.99 ea

# Fuel Filter Components



## Plastic Fuel Filter and Hose Set

Replacement fuel filter set for various models. These sets include: Filter, 2 pieces of rubber fuel hose, and 4 clamps. Used to mount an inline filter in factory hard fuel lines.

9155B	5/16" in/outlets	6.99 set
9155F	3/8" in/outlets	6.99 set

New!



## 1958-73 Bronze Sintered Filter

Correct fuel filter for Holley or Rochester carburetors. Measures: .8", .62" o.d. Includes gasket.

5651689	1958-73	6.99 ea
---------	---------	---------



GF48



GF201



GF48A

## 1958-65 Fuel Filter

Reproduction fuel filter for 1958-65 full size Chevrolet models. Replaces the original glass bowl in-line fuel filter assembly. Replacement filter elements and reproduction glass bowls are also available. Glass bowls feature original style AC markings.

### Filter Assemblies

TF7000510	dual 4 barrel	44.99 ea
GF48	all 5/16" fuel line	38.99 ea
<b>1959-61</b>		
GF48	348ci exc 3 x 2bbl	38.99 ea
<b>1962</b>		
GF48	327ci hippo	38.99 ea
GF48	400ci exc 2 x 4bbl	38.99 ea
<b>1963-65</b>		
GF201	409ci 340HP	69.99 ea
GF201	409ci 425HP	69.99 ea
<b>1964-65</b>		
GF48	230, 283, & 327ci	38.99 ea

### Replacement Parts

<b>Filter Element with Gasket</b>		
GF48A		9.99 ea
<b>Glass Bowl with Gasket</b>		
TF700600		17.99 ea



FF6901



V3481

## 1960-96 Replacement Fuel Filter

Replace the dirty or clogged fuel filter on your classic vehicle with one of our AC Delco or aftermarket filters. We carry a variety of filters to meet your specific needs.

<b>1969-71 In-Line - Reproduction</b>		
FF6901	with 3 lines	54.99 ea
<b>1985-89 - Service Replacement</b>		
V3481	5.7L V8 with TBI	9.99 ea
V3481	4.3L, 5.0L, 5.7L with TBI	9.99 ea
V3481	7.4L V8 with TBI	9.99 ea



W33044



T9212



T9245



T9407

## 1966-80 Replacement Fuel Filter

Replace the dirty or clogged fuel filter on your classic vehicle with one of our AC Delco or aftermarket filters. We carry a variety of filters to meet your specific needs.

Note: \*With bronze element.

<b>Service Replacement for Carb Fuel Inlet</b>		
W33044	1966-75	4.99 ea
W33051	1976-80	4.99 ea
<b>Chrome In-Line Fuel Filters - Disposable</b>		
T9177	3/8" inlet and outlet	7.99 ea
T9212	5/16" inlet and outlet	7.99 ea
<b>Glass In-Line Fuel Filters - Disposable</b>		
T9245	3/8" inlet and outlet	11.99 ea
T9247	5/16" inlet and outlet	11.99 ea
<b>Chrome In-Line Fuel Filter</b>		
T9407*	3/8" inlet and outlet	14.99 ea



A5700220



A5700223

## Vintage Style Fuel Filter

Vintage style fuel filters for your car or truck. Includes a washable stainless mesh filter. Compact in size, the bowl is 2 1/4" in diameter, height and width are 4-1/4", and projection from surface is 3". Available in right to left (as facing), or left to right fuel flow. Inlet and outlet ports utilize ORB/AN-6 fittings to reduce the bulk of hose connections. Available in polished and satin finishes. Hardware not included. Made in USA.

<b>Right to Left Fuel Flow</b>		
A5700220	finned polish	218.99 ea
A5700222	finned satin	198.99 ea
<b>Left to Right Fuel Flow</b>		
A5700221	finned polish	218.99 ea
A5700223	finned satin	198.99 ea



## 1969 Fuel Filter Bracket

Reproduction fuel filter bracket used in all 1969 Impalas equipped with a quadraject carburetor. This bracket is produced from original material electroplated and galvanized.

K0112	1969	19.99 ea
-------	------	----------



## 1966-81 Fuel Filter Spring

Replacement spring which fits the Rochester carburetor body and keeps the fuel filter in the fuel line. Will fit the 1967-71 two barrel and 1967-81 four barrel carburetors.

JT16001	1966-71	two barrel	1.99 ea
JT16001	1966-81	four barrel	1.99 ea



B42320



B42520

## Fuel Filter and Mount

Billet Specialties aluminum in-line fuel filters for carbureted applications. This compact 4-1/2" x 1-3/8" design is available with smooth and ribbed housing and with a 3/8" barb or -6AN fittings.

B42320	3/8" inlet and outlet	41.99 ea
B42520	mounting bracket	21.99 ea

## Fuel Pump Pressure Tester

Tests for fuel line pressure and vacuum leaks. Check for leaky valves, timing, fuel pump, vacuum, pressure, and gas line leakage. Easy-to-read gauge with 3 foot hose and vacuum hose adapter fitting. Gauge measures vacuum from 0 to 28" HG in 1" increments. (0 to 700mm HG in 50mm increments). Measures pressure from 0 to 15 psi in 1/2 psi increments (0-1 Kg/cm2 in .1 Kg/cm2 increments).

Y20300		27.99 ea
--------	--	----------



## Inline Fuel Pressure Gauge

Set and monitor fuel pressure with these easy to use gauges! Simply splice into the existing carburetor line to the anodized aluminum fuel block and 3/8" nipples. Each gauge measures 1-1/2" in diameter with a 0-15 psi range in 1/2 lb increments. Gauges are available in standard form or liquid filled for better vibration resistance.

71560	standard gauge	61.99 ea
71564	liquid filled gauge	61.99 ea



# Fuel Lines



## 1958-70 Front to Rear Line

Reproduction fuel feed lines for 1958-70 models. Extends from the fuel tank to the fuel pump and features the correct bends. Choose between OEM material or stainless steel sets. 1 piece lines, unless noted.

Note: \*3 piece sets. Shipped double oversize.

### OEM Material

#### Small Block

BGL5802	1958	5/16" fuel line..	83.99 ea
BGL5902	1959-61	5/16" fuel line..	83.99 ea
BGL6202	1962-64	5/16" fuel line..	83.99 ea
BGL6203	1962-64	5/16" station wagon	83.99 ea
BGL6301*	1963-64	SS 3/8" fuel line	83.99 set
BGL6501	1965-66	5/16" fuel line..	83.99 ea
BGL6701	1967-68	5/16" fuel line..	83.99 ea
BGL6901	1969	5/16" fuel line..	83.99 ea

#### Big Block

BGL5801*	1958	3/8" fuel line....	83.99 set
BGL5901*	1959-62	3/8" fuel line....	83.99 set
BGL6301*	1963-64	3/8" fuel line....	83.99 set
BGL6302*	1963-64	3/8" wagon 409	89.99 set
BGL6502	1965-66	3/8" fuel line....	83.99 ea
BGL6702	1967-68	3/8" fuel line....	83.99 ea
BGL6902	1969	3/8" fuel line....	83.99 ea
BGL7002	1970	3/8" main line....	83.99 ea

### Stainless Steel

#### Small Block

BGL5802S	1958	5/16" fuel line..	114.99 ea
BGL5902S	1959-61	5/16" fuel line..	114.99 ea
BGL6202S	1962-64	5/16" fuel line..	114.99 ea
BGL6203S	1962-64	5/16" station wagon	114.99 ea
BGL6301S*	1963-64	SS 3/8" fuel line	114.99 set
BGL6501S	1965-66	5/16" fuel line..	121.99 ea
BGL6701S	1967-68	5/16" fuel line..	121.99 ea
BGL6901S	1969	5/16" fuel line..	121.99 ea

#### Big Block

BGL5801S*	1958	3/8" fuel line....	114.99 set
BGL5901S*	1959-62	3/8" fuel line....	114.99 set
BGL6301S*	1963-64	3/8" fuel line....	114.99 set
BGL6302S*	1963-64	3/8" wagon 409	121.99 set
BGL6502S	1965-66	3/8" fuel line....	121.99 ea
BGL6702S	1967-68	3/8" fuel line....	121.99 ea
BGL6902S	1969	3/8" fuel line....	121.99 ea
BGL7002S	1970	3/8" main line....	121.99 ea



## 1970 Fuel Vapor Line

These fuel vapor lines are designed to replace the original lines exactly. Includes original size line with correct bends for ease of installation. Choose from original style material or upgrade to stainless steel.

Note: Shipped double oversize.

### OEM Material

BGL7003	1970	5/16" vapor line..	83.99 ea
---------	------	--------------------	----------

### Stainless Steel

BGL7003S	1970	5/16" vapor line..	121.99 ea
----------	------	--------------------	-----------

## Fuel Line Armor Shielding

Protect your lines with this armor type shielding. Make your investment in new brake and fuel lines last.

BSA13	3/16"	8 foot length.....	22.99 ea
BSA14	1/4"	8 foot length.....	22.99 ea
BSA16	5/16"	8 foot length.....	27.99 ea
BSA18	3/8"	8 foot length.....	30.99 ea



## 1963-70 Fuel Return Line

These fuel return lines are designed to replace the original lines exactly. Includes original size line with correct bends for ease of installation. Choose from original style material or upgrade to stainless steel. All lines are 1/4" unless noted.

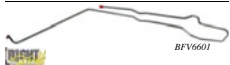
Note: Shipped double oversize.

### OEM Material

BGL6303	1963-64	409 - 1 piece	83.99 ea
BGL6703	1967	1 piece.....	83.99 ea
BGL6803	1968	1 piece.....	83.99 ea
BGL6903	1969	1 piece.....	83.99 ea
BGL7001	1970	1 piece.....	83.99 ea

### Stainless Steel

BGL6303S	1963-64	409 - 1 piece	114.99 ea
BGL6703S	1967	1 piece.....	121.99 ea
BGL6803S	1968	1 piece.....	121.99 ea
BGL6903S	1969	1 piece.....	121.99 ea
BGL7001S	1970	1 piece.....	121.99 ea



## 1965-69 Fuel Tank Vent Line

Replace the original worn out trunk mounted fuel tank vent line with Classic Industries' OEM style reproduction. Each fuel line represents a quality crafted line bent to exacting proportions for easy installation and originality.

### Original Material

BFV6501	1965	all.....	31.99 ea
BFV6601	1966-69	hardtop.....	31.99 ea
BFV6901	1966-69	convertible.....	31.99 ea

### Stainless Material

BFV6501S	1965	all.....	44.99 ea
BFV6601S	1966-69	hardtop.....	44.99 ea
BFV6901S	1966-69	convertible.....	44.99 ea



## Fuel Lines for Edelbrock Carburetor



These fuel line and filter sets fit Thunder Series or Performer Series carburetors. Features chromed hard steel line and Russell fuel filter.

**Single Feed Lines for Square Bore Carbs**

ER134	with blue anodized fuel filter.....	47.99 ea
ER131	with polished fuel filter.....	50.99 ea
ER126	w/3/8" barbed hose end, no filter	34.99 ea

**Dual Feed Lines for Thunder Series AVS Carbs**

ER133	with blue anodized fuel filter.....	145.99 ea
ER128	with polished fuel filter.....	130.99 ea
ER132	w/3/8" barbed hose end, no filter	126.99 ea

**Replacement Fuel Filter**

ER130	blue anodized fuel filter only.....	37.99 ea
ER129	polished fuel filter only.....	40.99 ea



## Return Line Fitting Conversion Set

If you are installing an in-line fuel pump or an aftermarket fuel injection setup but are using an original fuel tank not originally provisioned for a return line, this universal return line fitting set is a simple and inexpensive way to add one to your existing setup without having to go through the hassle of pulling your old tank and installing an expensive, brand new tank. This fitting can also be used for other applications such as adding a vent line or power steering return line, whatever you might need where a return line was not originally installed. Works on material up to 1/4" thick.

FTA4511	universal 1/4" NPT.....	17.99 set
FTA45113	universal 9/16" x 18.....	19.99 set



## 1958-90 Fuel Line Clip Set

Reproduction fuel line clip sets for 1958-90 GM full size models. This clip set includes all clips necessary to secure the fuel lines to the chassis of the vehicle. These clips are manufactured to factory specifications featuring the correct thickness, metal, contour, and plating. Each clip set will install 1 set of fuel lines.

Note: \*For vehicles with return line.

### Replacement Style

CIF326	1958-64	16 piece.....	17.99 set
--------	---------	---------------	-----------

### Original Style

GLC403	1958	12 piece.....	21.99 set
GLC400	1958-64	6 piece.....	11.99 set
GLC402	1958-66	1 clip/1 bolt	4.99 set
GLC401*	1963-64	9 piece, return line	9.99 set
CIF304	1965-66	10 piece.....	25.99 set
CIF306*	1965-66	13 piece.....	33.99 set
CIF307	1967-68	8 piece.....	25.99 set
CIF308*	1967-68	10 piece.....	27.99 set
CIF309	1969-70	20 piece.....	27.99 set
CIF311	1969-70	20 piece.....	34.99 set
CIF312	1971-76	18 piece.....	24.99 set
CIF313*	1971-76	20 piece.....	34.99 set
CIF314	1977-90	16 piece.....	24.99 set
CIF315*	1977-90	16 piece.....	29.99 set

# Electric Fuel Components



## 1967-81 Fuel Line Clip Set

Reproduction clips used to mount the steel fuel lines to the frame for 1967-81 full size models. Available for single 3/8" fuel line applications and for a 3/8" line with a 1/4" return line.

Note: \*6 piece set. \*\*7 piece set.

**Small Block**  
K0093+ 1967-69 w/single 3/8" line 17.99 set  
K0094+ 1969-81 w/3/8" and 1/4" ... 17.99 set

**Big Block**  
K0093+ 1967-69 w/single 3/8" line 17.99 set  
K0094+ 1969-81 w/3/8" and 1/4" ... 17.99 set

**Individual Clips**  
K22163 1969-81 w/3/8" and 1/4" ... 2.99 ea

## 1958-90 Fuel Line Clip - Bolt-On

Replacement 3/8" single line fuel line clip for full size models. Manufactured to factory specifications featuring the correct thickness metal, contour, and galvanized plating. Can be used as a service replacement clip on vehicles converting to a 3/8" fuel line.

1253426 1958-90 3/8" single R style 1.99 ea

## 1958-90 Brake/Fuel Line Clip

Double line push in service replacement clip for 1958-90 full size models.

Manufactured from spring steel to factory specifications. Tube diameter: 1/4" - 3/8", hole diameter required is 9/32". Finished in bright silver zinc.

1380949 1958-90 push in style..... 3.49 ea

## 1969 Big Block Fuel Line Y-Block

Excellent reproduction of the OEM style L-78 396 and COPO 95609561 427-428 engine fuel line Y-block. This brass fitting mounts to the intake manifold where the 2 carburetor fuel inlet lines meet. Includes correct mounting bracket for correct installation.

YB38B 1969..... 54.99 ea

## Max-Clean Fuel Cleaner

Max-Clean targets and cleans deposit build up in the intake system and combustion chamber and is effective on the entire spectrum of engines on the road. Royal Purple's Max-Clean can restore internal engine surfaces, recovering lost fuel economy and performance.

RP11722 20 oz. can..... 15.99 ea  
RP11723 case of 6 - 20 oz. cans..... 95.99 cs



New!



## EFI Bypass Regulator

Performance EFI regulator designed for medium to high horsepower applications. This regulator features Aeromotive's high-flow design, superb pressure control and legendary durability. Features base pressure adjustable from 40-75 psi, gasoline and alcohol compatible, fuel pressure rises on a 1:1 ratio with boost, 1/8" National Pipe Thread taper (NPT) gauge port. Includes two o-ring boss fittings (ORB-06) inlet ports and one o-ring boss fitting (ORB-06) return port.

Emissions Note: (N) Non-CARB compliant (not legal for emission controlled vehicles).

A9713109 adjustable with EFL..... 216.99 ea

## Universal Bypass Regulator

A dual purpose, universal regulator for EFI or for Carbureted street/strip applications. Features pressure adjustable from 5 to 20 psi with standard spring, (installed) or from 20 to 60 psi with high pressure spring (included). Offers the full flow and rock steady fuel pressure that only a dynamic,

Aeromotive bypass regulator provides. Capable of regulating any fuel pump between 100 and 250 gph, fuel pressure rises on a 1:1 ratio when referencing boost. All ports are 3/8" National Pipe Thread taper (NPT), with one inlet and three outlets on the main body and one return port on the bottom. Bypass design provides the ultimate, dynamic fuel pressure control.

Note: Requires a return line to be installed from the bottom of the regulator to the top of the tank.

Emissions Note: (N) Non-CARB compliant (not legal for emission controlled vehicles).

A9713301 3 Port 3/8" NPT..... 216.99 ea

## Carbureted Bypass Regulator

Perfect for naturally aspirated or 'blow-through' supercharged engines. Features base fuel pressure adjustable from 3-15 psi, 1 o-ring boss fitting (ORB-10) inlet port and 1 o-ring boss fitting (ORB-08) return port, fuel pressure rises on a 1:1 ratio when referencing boost. Bypass design provides the ultimate, dynamic fuel delivery system, ideal for converting from fuel injection to carburetion using the stock, in-tank pump. EFI conversions will require a larger than stock return line for proper low pressure control. Includes two o-ring boss fittings (ORB-06) outlet ports and 1/8" National Pipe Thread taper (NPT) gauge port.

Note: Requires Aeromotive fitting (AN-08) return line from bottom of regulator back to top of the tank.

Emissions Note: (N) Non-CARB compliant (not legal for emission controlled vehicles).

A9713204 2 port..... 226.99 ea

A  
Aeromotive

New!  
A  
Aeromotive

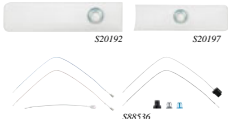
New!  
A  
Aeromotive



P74006



P74037



S20192

S20197

S88536

## 1984-96 Electric Fuel Pump

Electric fuel pumps will require additional components for installation. Please read the notes carefully to determine the correct style pump for your year and model. You may contact our technical department for more information.

Note: New strainers must be used on electric pumps for warranty compliance. Fuel pump strainers are included on electric pumps without notation. If a strainer is listed in the pump description, you must order it separately. Due to electrical requirements on certain fuel pumps, models denoted with one or two asterisks (\*) or (\*\*) require a strainer and wire harness adaptor for installation. \*Use S20194 strainer and S88536 wire harness. \*\*Use S20197 strainer and S88536 wire harness. †Use S20192 strainer.

### Electric Pumps

V6	1990	262/4-3-Z	29.99 ea
P74000+	1992	262/4-3-Z	30.99 ea
P74000+	1993	262/4-3-Z	30.99 ea

V8	1995	265/4-3-W	48.99 ea
P74167+	1996	265/4-3-W <td>48.99 ea</td>	48.99 ea
P74000+	1989-90	5.0-E	30.99 ea
P74000+	1991-92	5.0-E	30.99 ea
P74000+	1993	5.0-E	30.99 ea
P60398	1984-85	5.7-N, Olds diesel	75.99 ea
P74000+	1990	5.7-7	30.99 ea
P74000+	1991-92	5.7-7	30.99 ea
P74000+	1993	5.7-7	30.99 ea
P74037	1994	5.7-P Caprice	46.99 ea
P74167+	1994	5.7-P Impala	48.99 ea
P74037+	1995	5.7-P	46.99 ea
P74167+	1996	5.7-P	48.99 ea

### Strainers and Harness

New strainers must be used on electric pumps for warranty compliance. Due to electrical requirements on certain fuel pumps, models noted above with one or two asterisks (\*) or (\*\*) require a strainer and wire harness adaptor for installation.

S20192	strainer	5.99 ea
S20197	strainer	5.99 ea
S88536	wire harness	4.99 ea

# Electric Fuel Components

**Holley**




H128011

## Electric Fuel Pump

We offer externally mounted Holley electric fuel pumps. They all feature the proven rotor and vane design and are available in ratings from 97 gph to 140 gph. The 97 gph "red" pump is set at 140 psi and does not require a regulator. The 110 gph "blue" pump is set at 14 psi and includes a regulator. The 140 gph "black" pump is also set at 14 psi and can be used for gas or alcohol fuel.

<b>Red Pump</b>	
H128011	97 gph..... 175.99 ea
<b>Blue Pump</b>	
H128021	110 gph..... 217.99 ea
<b>Black Pump</b>	
H128151	140 gph..... 269.99 ea
<b>Regulator</b>	
H12803	4-1/2 to 9 psi 46.99 ea



62541C

62551

## Electric Fuel Pump

These externally mounted electric fuel pumps are ideal for most street and strip applications. Proven rotor vein technology provides high flow and stable pressures with minimal vibration and sound. Each pump features 3/8" NPT inlets and outlets along with an externally accessible pressure relief valve.

*Note: Not for fuel injected engines. Pumps that produce more than 7 psi should be used with a pressure regulator.*

<b>Chrome Housing</b>	
<b>100 gph</b>	
62531C	7 psi..... 92.99 ea
<b>120 gph</b>	
62541C	14 psi..... 91.99 ea
<b>140 gph</b>	
62561C	9 psi..... 91.99 ea
<b>Cadmium Housing</b>	
<b>100 gph</b>	
62541	7 psi..... 69.99 ea
<b>120 gph</b>	
62541	14 psi..... 124.99 ea
<b>140 gph</b>	
62561	9 psi..... 69.99 ea

**Eitelbrod**



## In-Line Electric Fuel Pump

This in-line electric fuel pump is continuous duty rated and is ideal for EFI applications that require additional pumping capabilities for upgraded modifications. Works superbly as either an in-line booster pump or as a stand alone unit. Use with EFI regulator part #E1728 for adjustability from 35 to 90 psi. 57 gph, 3/8" hose barb fittings.

E3594	..... 307.99 ea
-------	-----------------

**Eitelbrod**



## Quiet-Flo Electric Fuel Pump

State-of-the-art electric fuel pumps offer maximum performance in a compact package for carbureted applications. Anodized aluminum housing and high-quality internals make it both strong and extremely durable. The E1791 electric fuel pump is factory set to 6.5 psi does not require a regulator. 3/8" inlet/outlet. 120 gph free flow, up to 600 HP. The E1792 electric fuel pump is preset to 12 psi and requires an external regulator. 1/2" inlet-outlet. 160 gph free flow, up to 1000 HP.

*Important: For proper installation and voltage requirements, use fuel pump relay E1795.*

E1791	6.5 psi..... 280.99 ea
E1792	12 psi..... 284.99 ea

**Eitelbrod**



## Quiet-Flo Electric Fuel Pump

This anodized aluminum EFI fuel pump offers maximum performance in a compact package. The in-line design keeps the pump motor and components cool even under harsh conditions. Features -10AN inlet/outlet with a flow rate of up to 80 gph at 45 psi for high HP fuel injected applications. This fuel pump supports 835 HP at 12 Volts with a current draw of 12 amps at 45 psi. 10AN inlet/outlet 80 gph at 45 psi. E1790 6-7/8" x 3-1/4"..... 798.99 ea



## Micro Electric Fuel Pump

This compact electric fuel pump features a solid state design that has a low current draw of around one amp and makes a good stand alone pump or booster pump. Designed for carbureted vehicles with a 12 Volt negative ground electrical system, this pump supports 4-7 psi at up to 35 gph. Includes fittings, mounting hardware, and instructions.

*Note: Not for diesel applications.*

71211	..... 59.99 ea
-------	----------------



## Fuel Pump Safety Switch

This safety feature is a must have for any electric fuel pump vehicle. This safety switch monitors the tach signal to limit when an electric pump can operate. When the key is first turned on, the fuel pump is allowed to run for three seconds, priming the fuel system. After that, it only operates if the engine is running. If the engine stops, so does the fuel pump. No plumbung into the oil lines or no extra priming button under the dash is required.

RE12003	..... 64.99 ea
---------	----------------



## Fuel Pump Safety Switch

This fuel pump safety switch shuts off fuel flow whenever oil pressure drops below 15 psi. This adds a safety factor in case of an accident or engine stall. Designed for 12 Volt electrical systems and can be teed into the oil pressure sending unit with an 1/8" NPT tee.

77872	..... 30.99 ea
-------	----------------

## Fuel Pump Relay

This universal fuel pump relay will ensure proper wiring which reduces the risk of damaging the fuel pump, and offers consistent fuel pressure. This relay is used with fuel pump part #E1791 or #E1792. E1795 universal relay..... 79.99 ea



## Fuel Pressure Regulator

These fuel pressure regulators are machined from aircraft quality aluminum and have fluorosilicone diaphragm material for high temperature protection and extended life. Fully adjustable.

**Eitelbrod**



<b>160 gph</b>	
With 3/8" NPT Inlet/Dual Outlets	
E1727	5-10 psi..... 181.99 ea

<b>180 gph</b>	
With -6AN Inlet/Outlet/Bypass	
E1728	35-90 psi..... 199.99 ea
With -10AM Dual Inlets/Outlet, -6AN Bypass	
E1729	35-90 psi..... 204.99 ea

**Holley**



H12886

## EFI Fuel Pressure Regulator

Holley 3/8" die-cast aluminum EFI bypass fuel pressure regulators. These regulators are fully adjustable between 15-60 psi. They feature an EFI return port, an 1/8" gauge port and an 1/8" 1:1 boost reference port perfect for fuel injection conversions with or without power adders. 1/8" hose barb fitting included. H12882 polished..... 85.99 ea  
H12886 black..... 88.99 ea



H12879

**Holley**



H12880

## Billet Fuel Pressure Regulator

Holley billet aluminum bypass fuel pressure regulators. Each one is precision machined from 6061-T6 billet aluminum with a black anodized base and a clear anodized top. These regulators are fully adjustable between 4-60 psi for either carbureted or fuel injected applications. They feature an dedicated bypass/return port, a 1/8" gauge port and an 1/8" 1:1 boost reference port perfect for fuel injection conversions with or without power adders. 1/8" hose barb fitting included. H12879 3/8" inlet/outlet 186.99 ea  
H12880 6AN inlet/outlet 186.99 ea

# Performance Carburetors

## Thunder Series Carburetor

**Edelbrock**

Edelbrock Thunder Series carburetors share all the performance advantages of the popular Performer Series



E1906

but with innovative new features. These carburetors include all of the performance features of the Performer Series carburetors and also include distinctive black hardware, dual fuel inlets (shipped with left side plugged), lightweight ball burnished and CNC profiled body, and the Quick-Tune secondary. They're available in 650 cfm and 800 cfm sizes with manual or electric choke. There's even a 650 cfm version specifically designed for off-road vehicles. These Edelbrock carburetors bolt-on and run right out of the box! Simply dependable, proven performance for almost any carbureted vehicle. All Edelbrock carburetors include an installation kit and owners manual.

**Emissions Note:** \* Non-CARB compliant (not legal for emission controlled vehicles).

### Standard Finish

E1905	650 cfm	manual choke...	407.99 ea
E1906*	650 cfm	electric choke...	446.99 ea
E1913*	800 cfm	electric choke...	489.99 ea

## Performer Series Carburetor

By design, Performer Series square bore carburetors are related to provide the widest possible torque range when matched



E1405

with Edelbrock Performer, Performer RPM, RPM Air Gap or Torker II manifold and camshaft combinations. However, these carburetors are not limited to these applications, they also match well with most stock and other manifolds of similar design. Performer Series square bore carburetors are all aluminum, ball burnished and lightweight. There are no power valves to blow out or plastic parts to break. The 2 piece construction resists warping and the metering rods can be changed in seconds without removing the carburetor. All Edelbrock carburetors come with an installation kit and owners manual.

**Emissions Note:** \* CARB EO compliant (50 states legal). \*\* Non-CARB compliant (not legal for emission controlled vehicles). † Black power coat.

### Standard Finish

E1404**	500 cfm	manual choke ...	435.99 ea
E1403**	500 cfm	electric choke ...	493.99 ea
E1400*	600 cfm	electric choke ...	498.99 ea
E1405**	600 cfm	manual choke ...	394.99 ea
E1406*	600 cfm	electric choke ...	428.99 ea
E14063**	600 cfm	electric choke ...	543.99 ea
E1407**	750 cfm	manual choke ...	451.99 ea
E1411**	750 cfm	electric choke ...	494.99 ea
E1412**	800 cfm	manual choke ...	538.99 ea
E1413**	800 cfm	electric choke ...	561.99 ea

## 650 CFM Carburetor

**Holley**

This Holley 4150 Series 650 cfm 4 barrel carburetor is ideal for most moderate performance small block V8 engines. It features center hung float bowls, a universal throttle lever, vacuum secondaries, and an electric choke.

**Emissions Note:** \* Non-CARB compliant (not legal for emission controlled vehicles).

H80783	650 cfm	electric choke...	683.99 ea
--------	---------	-------------------	-----------



**Holley**

## 390 CFM Carburetor

**!**

This Holley 4160 Series 390 cfm 4 barrel carburetor is ideal for small displacement V8 or V6 engines. It features side hung float bowls, a universal throttle lever, vacuum secondaries, and an electric choke. This is one of the simplest ways to get more performance from your engine.

**Emissions Note:** \* Non-CARB compliant (not legal for emission controlled vehicles).

H8007	390 cfm	four barrel.....	765.99 ea
-------	---------	------------------	-----------



**Holley**

H80670

## Street Avenger Carburetor

**!**

The Holley 4150 Series Street Avenger™ Series carburetors are dyno-tested, and calibrated for performance on the street. They feature the No Trouble™ adjustable vacuum secondary, 4 vacuum ports, electric choke, external float adjustment, and the new Gen IV Power Valve. If you're looking for better throttle response, quicker acceleration, enhanced fuel economy and superior drivability, the Street Avenger™ carbs are your answer.

**Emissions Note:** \* Non-CARB compliant (not legal for emission controlled vehicles).

H80570	570 cfm	4 barrel.....	626.99 ea
H80670	670 cfm	4 barrel.....	620.99 ea
H80770	770 cfm	4 barrel.....	626.99 ea



**PERFORMER**

## 750 CFM Carb Main Body


**!**

Direct replacement components to turn a street carburetor into a high-performance carb: get that extra performance out of your ride in less than 30 minutes! Add up to 25-50 HP with PROFORM's 100% new, high-performance carburetor main body (no re-build components). Easy swap-in, swap-out installation utilizing existing metering blocks, fuel bowls, and baseplate. Involves only 14 screws. Has adjustable screw-in air bleeds, high-performance down-leg boosters. Get maximum air flow with no air horn, choke tower, or choke control. Includes: instructions, all necessary non-stock replacement gaskets, and high-performance jet kit.

**Note:** Main body does not retain vacuum advance port in original metering block.

**Emissions Note:** \* Non-CARB compliant (not legal for emission controlled vehicles).

67101C			149.99 ea
--------	--	--	-----------



**Holley**

## Vacuum Secondary Carburetor

**!**

These classic Holley 4160 Series carburetors are available in several sizes and with manual or electric choke. These carburetors feature vacuum secondaries and power valve blow out protection. Bright chrome finish.

**Emissions Note:** \* Non-CARB compliant (not legal for emission controlled vehicles).

H1850*	600 cfm	manual choke...	437.99 ea
H80457*	600 cfm	electric choke...	456.99 ea
H3310*	750 cfm	manual choke...	483.99 ea
H80508	750 cfm	electric choke...	477.99 ea



**Holley**

H4779

## Double Pumper Carburetor

**!**

Holley 4150 Series double pumper carburetors are available in several sizes and with manual or electric choke. Carburetors feature mechanical secondaries, center hung float bowls and power valve blow-out protection. Double Pumper is designed for use on light weight vehicles with a MT or AT with a high stall and low rear end gears.

**Emissions Note:** \* Non-CARB compliant (not legal for emission controlled vehicles).

H4776	600 cfm	manual choke...	745.99 ea
H4777	650 cfm	manual choke...	724.99 ea
H4778	650 cfm	electric choke...	724.99 ea
H4778	700 cfm	manual choke...	796.99 ea
H4779E	750 cfm	electric choke...	776.99 ea
H4779	750 cfm	manual choke...	776.99 ea
H4780	800 cfm	manual choke...	838.99 ea
H4781	850 cfm	manual choke...	838.99 ea



**Holley**

H4777SE

## Polished Double Pumper Carburetor

**!**

Holley 4150 Series double pumper carburetors are available in several sizes and with manual or electric choke. Carburetors feature mechanical secondaries, center hung float bowls, and power valve blow-out protection. Double pumper is designed for use on light weight vehicles with a MT or AT with a high stall and low rear end gears.

**Emissions Note:** \* Non-CARB compliant (not legal for emission controlled vehicles).

H4776S	600 cfm	manual choke...	651.99 ea
H4777S	650 cfm	manual choke...	651.99 ea
H4777SE	650 cfm	electric choke...	651.99 ea
H4779S	750 cfm	manual choke...	693.99 ea
H4779SE	750 cfm	electric choke...	693.99 ea
H4781S	850 cfm	manual choke...	741.99 ea

# Performance Carburetors

## Street Avenger 2 Barrel Carburetor

The Holley 2300 Series Street Avenger<sup>2</sup> Series carburetors are the first true performance carburetors specifically designed, dyno-tested, and calibrated for performance on the street. They feature the adjustable vacuum secondary, 2 vacuum ports, electric choke, external float adjustment, and the new Gen IV Power Valve. A 3/4" fuel line connection is included.

**Emissions Note:** Ⓢ Non-CARB compliant (not legal for emission controlled vehicles).  
 HB0350 350 cfm 2 barrel..... 527.99 ea  
 HB0500 500 cfm 2 barrel..... 558.99 ea



HB0500

## Die-Cast Carburetor

Brawler die-cast carburetors are made from lightweight die-cast aluminum components and are available in both vacuum and mechanical secondary models. They offer all the tunability and options found on more expensive carburetors in the market, including a beautiful appearance, electric choke, and four corner idle adjustment on all mechanical secondary models.

**Emissions Note:** Ⓢ Non-CARB compliant (not legal for emission controlled vehicles).

**Vacuum Secondary**  
 BR67253 570 cfm electric choke .. 465.99 ea  
 BR67270 600 cfm electric choke .. 395.99 ea  
 BR67271 600 cfm manual choke .. 395.99 ea  
 BR67256 670 cfm electric choke .. 507.99 ea  
 BR67258 770 cfm electric choke .. 507.99 ea

**Mechanical Secondary**  
 BR67254 600 cfm electric choke .. 486.99 ea  
 BR67255 650 cfm electric choke .. 496.99 ea  
 BR67276 650 cfm electric choke .. 414.99 ea  
 BR67277 650 cfm manual choke .. 414.99 ea  
 BR67257 750 cfm electric choke .. 579.99 ea  
 BR67259 850 cfm electric choke .. 631.99 ea



BR67254

## Street Carburetor

Brawler Street carburetors includes billet metering blocks with the latest technology in air/fuel calibrations for today's street or race engine demands. They also feature billet throttle bodies for superior durability and throttle shaft stability. Brawler Street models offer many high end options found on more expensive carburetors.

**Emissions Note:** Ⓢ Non-CARB compliant (not legal for emission controlled vehicles).

**Vacuum Secondary**  
 BR67207 650 cfm silver/black ..... 558.99 ea  
 BR67317 680 cfm black/red ..... 573.99 ea  
 BR67208 750 cfm silver/black ..... 579.99 ea  
 BR67319 670 cfm black/red ..... 573.99 ea

**Mechanical Secondary**  
 BR67211 600 cfm silver/black ..... 537.99 ea  
 BR67316 600 cfm black/red ..... 591.99 ea  
 BR67212 650 cfm silver/black ..... 558.99 ea  
 BR67318 650 cfm black/red ..... 585.99 ea  
 BR67213 750 cfm silver/black ..... 579.99 ea  
 BR67320 750 cfm black/red ..... 585.99 ea  
 BR67315 750 cfm black/purple ..... 662.99 ea  
 BR67214 850 cfm silver/black ..... 589.99 ea  
 BR67314 850 cfm black/purple ..... 703.99 ea



CB67207



CBT10600

## Technology Slayer Carburetor

Affordable, vacuum secondary street carburetors featuring all aluminum construction and handbuilt quality. They are designed with a secondary metering plate with changeable jets, eliminating the need for a costly secondary metering block.

**Note:** This product is not CARB exempt. May not be used in California or states with similar emissions laws except on pre-1976 vehicles.

**Emissions Note:** Ⓢ Non-CARB compliant (not legal for emission controlled vehicles).

CBT10600 600 cfm electric choke 459.99 ea  
 CBT10750 750 cfm electric choke 496.99 ea

## Technology Hot Rod Carburetor

Made from lightweight aluminum castings and packed full of features, these carburetors are sure to make your hot rod run the best! Hand assembled and engine tested in the USA! Available in both vacuum and mechanical secondary configurations.

**Note:** This product is not CARB exempt. May not be used in California or states with similar emissions laws except on pre-1976 vehicles.

**Emissions Note:** Ⓢ Non-CARB compliant (not legal for emission controlled vehicles).

**Mechanical Secondary Carburetors**  
 CBT11650 650 cfm ..... 651.99 ea  
 CBT11750 750 cfm ..... 724.99 ea

**Vacuum Secondary Carburetors**  
 CBT11580 580 cfm ..... 629.99 ea  
 CBT11680 680 cfm ..... 631.99 ea  
 CBT11780 780 cfm ..... 651.99 ea



CBT11780



CBT12651

## Super Street Carburetor

Super Street carburetors are available with vacuum secondaries, which use fuel bowls with single sight glass windows, or a mechanical secondary design featuring dual inlet, dual sight glass 4500 style fuel bowls with links to tune the secondary opening rate.

**Note:** This product is not CARB exempt. May not be used in California or states with similar emissions laws except on pre-1976 vehicles.

**Emissions Note:** Ⓢ Non-CARB compliant (not legal for emission controlled vehicles).

**Mechanical Secondary Carburetor**  
 CBT12650 650 cfm ..... 879.99 ea  
 CBT12750 750 cfm ..... 879.99 ea  
 CBT12751 750 cfm annular booster 910.99 ea  
 CBT12850 850 cfm ..... 879.99 ea

**Vacuum Secondary Carburetors**  
 CBT12780 780 cfm ..... 817.99 ea  
 CBT12880 880 cfm ..... 879.99 ea

## Street Demon Carburetor

The Street Demon redefines the street carburetor with clean looks, brisk performance, and universal design. Available in 625 and 750 cfm, the Street Demon supports stock and mildly modified V8's with smooth, crisp throttle response. A dual bolt pattern works with most 4 barrel spread bore and square flange intake manifolds. Includes integrated 700R4/200R4 transmission kickdown location and electric choke. Choose from all-aluminum construction or a polymer main body design. Made in USA.

**Emissions Note:** Ⓢ Non-CARB compliant (not legal for emission controlled vehicles).

**625 CFM Carburetors**  
 D1900 ball burnished finish ..... 449.99 ea  
 D1901 with polymer main body ..... 449.99 ea

**750 CFM Carburetors**  
 D1903 ball burnished finish ..... 498.99 ea  
 D1904 with polymer main body ..... 498.99 ea



D1900

## Race Series Carburetor

PROFORM's Race Series Carburetors are hand assembled in Bowling Green, Kentucky utilizing PROFORM high flow carburetor main body, durable billet metering blocks, aluminum fuel bowls, and a high-performance billet throttle base plate. These dual fuel feed inlet carburetors are equipped with a square bore base plate.

**Emissions Note:** Ⓢ Non-CARB compliant (not legal for emission controlled vehicles).

**Mechanical Secondaries**  
 67199\* 650 cfm no choke ..... 599.99 ea  
 67200\* 750 cfm no choke ..... 599.99 ea  
 67201\* 850 cfm no choke ..... 619.99 ea  
 67202\* 950 cfm no choke ..... 669.99 ea

**Vacuum Secondaries**  
 67204 650 cfm no choke ..... 563.00 ea



67200

## 1981-86 Six Cylinder Carburetor

Remanufactured 1981-86 GM 231 3.8L dual jet Rochester with closed loop carburetor. Will replace your originally installed carburetor. All carburetors are remanufactured to original specifications and feature the original finish. Carburetor is stamped with current manufacturing date.

2596 1981-86 231 (3.8L) ..... 479.99 ea



## 1974 Big Block 4 Barrel Carburetor

Rochester carburetor to replace your originally installed carburetor. Remanufactured to original specifications and feature the original finish. Carburetor is stamped with current manufacturing date.

4414 1974 454 ..... 369.99 ea

# Carburetor Parts



H37485



H37933

## Carburetor Set

### Standard Rebuild Sets

These sets are just what you need to make your Holley carburetor perform like new again. They include: new gaskets, o-rings, pumps, diaphragms, needles and seats, power valves, and detailed instructions to help you step-by-step through the rebuilding process.

Note: Visit website for specific carburetor number applications of each set.

#### With Vacuum Secondaries

H37720	600 cfm 4160.....	41.99 set
H37119	600 cfm 4160 (1850/80457).....	42.99 set
H37754	750 cfm 4160.....	41.99 set

#### With Mechanical Secondaries

H37485	4150 double pump carbs.....	58.99 set
--------	-----------------------------	-----------

### Performance Rebuild Set

This set contains all the parts you'll need to perform a complete rebuild on your Holley vacuum secondary or double pump carburetor. Plus its got extra parts related to carburetor calibration that are required to accomplish a real performance tune. These include accelerator pump discharge nozzles, accelerator pump cams, vacuum secondary springs, and extra gaskets. A carburetor exploded view and detailed tuning guide are also included.


H37933	Holley Trickit Set®.....	189.99 set
--------	--------------------------	------------



## Carburetor Base & Air Cleaner Gaskets

These are reproductions of the gaskets used on Holley dual float carburetors. This is a 2 piece set consisting of the base gasket as well as the air cleaner gasket. A must when rebuilding your Holley dual float carburetor.

14306	universal.....	10.99 pr
-------	----------------	----------



## Carburetor Gasket

We now offer a selection of the most commonly needed Holley carburetor gaskets.

### Base Gasket and Studs

H10851	4150 & 4160 carbs, .250".....	36.99 ea
H10812	4150 & 4160 carbs, 5/16".....	31.00 ea

### Base Gasket

H10858	4150 & 4160 carbs, .204".....	36.99 ea
H10818	4150 & 4160 carbs, 5/16".....	31.19 ea
H10810	4150 & 4160 carbs, 1/16".....	11.99 ea
H10825	4165 & Quadrajet carbs, 1/4".....	31.19 ea

### Metering Block

H10889	4150, 4160 & 4165 carbs.....	14.49 pr
H10890	4150, 4160 & 4165 carbs.....	16.99 pr
H10891	4150, 4160 & 4165 carbs.....	16.99 pr

### Fuel Bowl

H10883	4150, & 4160 carbs.....	14.99 pr
H10892	4165 carbs.....	11.99 pr



## 1958-61 2 x 4 Carburetor Base Gasket

1958-61 Chevrolet Impala 2 x 4 carburetor base gaskets are needed whenever you remove or replace your carburetors. Installed between the base of the carburetor and the intake manifold. Made from gasket paper as original.

TF700466	1958-61 2 x 4 barrel.....	5.50 ea
----------	---------------------------	---------

## 1958-60 WCFB 4 Barrel Air Cleaner Gasket

Reproduction carburetor to air cleaner gasket for 1958-60 Chevrolet Bel Air, 150, 210, Nomad, Impala, Biscayne, and full size models with WCFB 4 bbl carburetors. Gasket fits between the carburetor and air cleaner assembly.

TF700633	1958-60.....	6.99 ea
----------	--------------	---------




## Rubber Air Cleaner Gasket

This Buna rubber gasket is designed for air cleaners with a straight lip. The gasket has a groove that fits over the lip for a superior seal against dust and debris. It can also be flipped and used on air cleaners with a rolled lip.

297331	for 5-1/8" neck.....	11.99 ea
--------	----------------------	----------

Holley

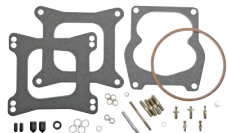


1256633

## Carburetor Air Cleaner Gasket

This circle shaped gasket is installed between the carburetor body and the base of the air cleaner. Its a must for keeping small particles of dirt from entering your engine. They measure 5-1/8" in diameter and are available in two thicknesses.

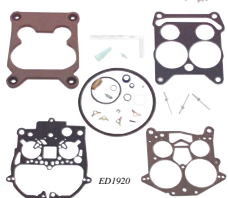
1256633	5-1/8" diameter .060" thick	4.99 ea
H10862	5-1/8" diameter .200" thick	14.49 ea



## Carburetor Installation Set

This set contains installation hardware for most Demon 4 barrel carburetors, including mounting studs, washers, nuts, air cleaner studs, vacuum caps, throttle cable balls with bushing adapters for throttle levers and 3 types of base gaskets for square and spread bore carburetors, and a gasket for the Street Demon.

D100409	.....	31.99 set
---------	-------	-----------



## 1967-89 Quadrajet Carburetor Rebuild Set

Bring your carburetor back to original working order by replacing the crucial components with this complete rebuild set for use with original or Edelbrock replacement Quadrajet carburetors. Each part is manufactured to exact specifications assuring a quality part and an authentic rebuild. Includes all parts and gaskets necessary for a complete rebuild. Available for 1967-89 models.

ED1920	1967-78	750 cfm.....	39.99 set
ED1921	1975-89	795 cfm.....	39.99 set

# Carburetor Parts



## 1967 Rochester Carburetor Repair Set

You've got the original carburetor but it needs work. What do you do? You get a carburetor repair set and fix it! This OE style repair set is fabulous for repairing minor problems associated with original Rochester carburetors. Includes: gaskets, pump, needle and seat, float gauge, guide, ball, spring and retainer. Perfect to fix the vehicle repair.

K385 1967 MT with 2 barrel..... 20.99 set



## Street Demon TPS Set

When using an electronic override transmission, such as a 4L60E, with a carbureted engine, the transmission control unit requires a throttle position signal. This sensor bolts on to the carburetor and sends the proper signal to the computer. The simple design allows for easy calibration and voltage adjustments. Includes all necessary installation hardware. Made in USA.

D1951 Street Demon TPS..... 237.99 set



## Throttle Solenoid

Some vehicles require a throttle solenoid to be used with Holley carburetors. This is a replacement unit manufactured by Holley. Also available are the solenoid bracket #H209, and nut #H2657.

H4674 Holley throttle solenoid..... 134.99 ea  
H209 bracket..... 14.99 ea  
H2657 nut..... 12.39 ea



## Street Demon Throttle Solenoid Set

Some vehicles, especially vehicles with air conditioning, require a throttle solenoid to automatically increase engine RPM. This throttle solenoid set from Demon Fuel Systems includes the solenoid, bracket, and mounting nut. Made in USA.

D1950 Street Demon..... 165.99 set



## Street Demon Calibration Set

This calibration set allows fine tuning of Street Demon carburetors. Although the carburetors are already fine tuned other adjustments and modifications may be necessary for optimal performance in built engines with large cams. This set includes an assortment of primary jets, metering rods and step-up springs along with secondary jets all in a convenient plastic storage case.

D1921..... 124.99 set



## Carburetor Calibration Set

These sets include a selection of metering rods, jets, and step-up springs that allow fine tuning and calibration of Edelbrock Performer and Thunder Series carburetors for mildly to extremely built motors, especially motors with performance camshafts that cause low intake manifold vacuum. Made in USA.

**Emissions Note:** Ⓢ Non-CARB compliant (not legal for emission controlled vehicles).

**Performer Series Sets**  
E1479 for 1405 models..... 91.99 set  
E1480 for 1407, 1410, 1412 and 1413 89.99 set  
E1486 for 1403, 1404, 1801 models... 85.99 set  
E1486 for 1802, 1803 & 1804 models 85.99 set  
E1487 for 1406 models..... 62.99 set  
E1488 for 1409 models..... 84.99 set  
E1489 for 1411 models..... 73.99 set

**Thunder AVS Series Sets**  
E1840 for 1805 and 1806 models..... 82.99 set  
E1841 for 1812 and 1813 models..... 99.99 set  
E1842 for 1826 models..... 83.99 set



## Jet Assortment Set

The Holley jet assortment set is the professional way to track tune your Holley carburetor for top performance. The set consists of 2 each of 36 different jet sizes ranging from #64 to #99. The jets are contained in a plastic case that keeps them separated and make them easily accessible. Jet sizes selected will give the broadest range of adjustment and performance for most performance carburetor applications.

H36181 jet assortment..... 88.99 set



## H122 47 = Main Jet Size #47



## Carburetor Main Jets

Holley jets are the professional way to track tune your Holley carburetor for top performance. They are sold in sets of 2 and are available in jet sizes ranging from #40 to #110. The jets will give the broadest range of adjustment to get the most performance out of your Holley carburetor.

**Important:** Please specify jet size at the end of the part number when ordering. See chart above for more information.

H122 specify jet size, #40 to #110..... 11.99 pr



67454

H12565

## Power Valves and Installation Tool

The power valve is a key component of the power enrichment system of Holley performance carburetors. These power valves incorporate "power valve blow out protection". Power valve installation tool is also available, and sold separately.

**Power Valve - Standard Flow**

H12525	2.5" Hg.	14.49 ea
H12535	3.5" Hg.	14.49 ea
H12545	4.5" Hg.	14.49 ea
H12555	5.5" Hg.	14.49 ea
H12565	6.5" Hg.	14.49 ea
H12585	8.5" Hg.	14.49 ea
H125105	10.5" Hg.	14.49 ea

**Power Valve - High Flow**

H125125	2.5" Hg.	25.99 ea
H125135	3.5" Hg.	25.99 ea
H125145	4.5" Hg.	25.99 ea
H125155	5.5" Hg.	25.99 ea
H125165	6.5" Hg.	25.99 ea
H125185	8.5" Hg.	25.99 ea
H1251005	10.5" Hg.	24.99 ea

**Installation Tool**  
67454 anodized aluminum..... 29.99 ea



H121135

H121140

## Accelerator Pump Squirters

We offer several sizes and styles of accelerator pump squirters. Choose from straight type or tube style to fit 4150, 4160, and 4500 series carburetors. All include 2 gaskets.

**Straight Type**

H121125	.025	straight	19.99 set
H121128	.028	straight	19.99 set
H121131	.031	straight	19.99 set
H121135	.035	straight	19.99 set
H121137	.037	straight	19.99 set
H121140	.040	straight	19.99 set
H121142	.042	straight	18.99 set
H121145	.045	straight	19.99 set

**Tube Type**

H121125	.025	tube	36.99 set
H121128	.028	tube	36.99 set
H121131	.031	tube	36.99 set
H121135	.035	tube	36.99 set
H121137	.037	tube	36.99 set
H121140	.040	tube	36.99 set
H121142	.042	tube	36.99 set

# Carburetor Parts



**Eurotool**

## Carb Dual-Feed Fuel Line

Made from aircraft quality Buna-N neoprene hose encased in braided stainless steel, this fuel line is temperature, gas and oil resistant. Made for 3/8" NPT fittings, the fuel line is adjustable between the carb bowls from 7-1/2" to 11-1/2". Includes 1/8" pipe fitting and plug for optional fuel pressure gauge, etc. Hose inlet nipple not included.

EX101 ..... 130.99 ea



billet aluminum

H3439



chromed copper


H34150

## Dual Feed Fuel Line

We offer billet aluminum or chromed copper fuel lines for Holley carburetors. Billet Aluminum line is an adjustable line for Holley 4150 or 4500 carburetors. It is manufactured with a -8 AN inlet and 3/8" NPT port at the rear with 7/8"-20 threads for the fuel ball inlets. The chromed barul lines are manufactured with seamless copper tubing and are double flared at the ends with 5/8"-18 inverted flare inlets that measure 9-1/4" center to center.

**Black Anodized Billet Aluminum Line**  
H3439 adjustable 4150 & 4500 carbs ..... 343.99 ea

**Chromed Copper Hard Line**  
H34150 4150 carbs ..... 51.99 ea  
H34160 4160 carbs ..... 51.99 ea



center to center

66635

## Holley Carb Dual-Feed Fuel Line

Chromed dual feed fuel line for use on Holley carbs with 3/8" inlet. High-quality gas lines specifically designed for use on Holley dual feed carburetors. Each gas line will replace the original exactly. Stainless steel construction for a performance appearance and long-lasting dependability.

**Emissions Note:** \* Non-CARB compliant (not legal for emission controlled vehicles).

66635 Holley 8-21/32" centers ..... 27.99 ea  
66636 Holley 9-5/16" centers ..... 28.99 ea



## 1967-70 Holley Carburetor Fuel Inlet Nut

Correct replacement fuel inlet nut for 1967-70 Holley carburetor and 5/16" fuel lines.

K0171 1967-70 2 required ..... 17.99 ea



**Holley**

## Vacuum Secondary Diaphragm

This vacuum secondary diaphragm fits most 4150 and 4160 square bore Holley carburetors.

H1354 diaphragm ..... 16.99 ea



## Assorted Vacuum Caps

Assorted vacuum caps for almost any automotive repair job. Each vacuum cap is constructed from durable, heat resistant vinyl, and provides a tight fit to prevent vacuum leaks. Excellent for capping lines and hoses while testing carburetors, emission control systems, vacuum lines, and more.

**5/32" Vacuum Cap - For 4 Barrel Holley Carb**  
3928101 1 piece 5/32" black ..... 2.99 ea

**Assortment - Colored**  
Includes four each: 1/8" yellow, 3/16" blue, 1/4" red, 5/16" white, 3/8" black.

A9747397 4 each assorted colors ..... 3.99 set

**Assortment - Black**  
Includes: 5/32", 5/16", 3/8", 3/16" x 2, 1/4" x 2.

A9747396 8 piece assortment ..... 3.99 set  
A9799350 30 piece assortment ..... 4.99 set

**4 Pack - Black**  
Includes four 5/16" caps.

A9747394 5/16" ..... 2.99 set

**5 Pack - Black**  
Includes five 1/4" caps.

A9747393 1/4" ..... 2.99 set

**10 Pack - Black**  
A9747389 1/8" ..... 7.99 set

A9747392 7/32" ..... 6.99 set

A9750003 1/4" ..... 3.99 set

A9747395 3/8" ..... 8.99 set



## Carburetor Adapter

Adapt a Holley or AFB 4 barrel carburetor to a Quadrajit 4 barrel manifold with this adaptor plate. Includes all necessary hardware.

E2696 ..... 38.99 ea



**Holley**

## Spread Bore Sealing Plate

Holley EFI spread bore sealing plate. This plate adapts a dual bolt pattern square bore carburetor or throttle body to a spread bore manifold and seal properly. Includes a 1/16" thick plate and 2 gaskets.

H90060 spread bore ..... 30.99 ea



**AFB**

## 1965-72 Carburetor Heat Shield

Heat shield for 1965-72 full size models with Holley carburetors. This heat shield will help cool the intake charge for better performance. Excellent reproduction of the original 1970 GM Holley heat shield.

3969835 1965-72 4 barrel carb ..... 43.99 ea



## 1974-75 Rochester Carburetor Heat Shield

Reproduction carburetor to intake manifold heat shield. This shield when applied to intake manifold, will keep fuel in carburetor from reaching high temperatures due to engine block heat. Excellent for use on high-performance engines. For use with 4 barrel with Rochester bolt pattern.

354310 1974-75 Rochester ..... 4.99 ea



## 1962-65 Carburetor Insulator Spacer

Correct carburetor insulator spacer, all with 327 engine and AFB carburetor. OE Quality.

3828231 1962-65 327 ..... 32.99 ea

## 1958-62 Carb Insulator


Reproduction carburetor insulators for 1958-62 models with 235ci inline six cylinder engines. Installs between the carburetor and intake manifold.

**Note:** \*2 required per vehicle.

CX18413 1958-62 insulator ..... 6.99 ea  
CX18414\* 1958-62 insulator gasket ..... 4.99 ea



# Carburetor Parts



## 1962-65 Carburetor Baffle Plate

Correct stainless steel carburetor baffle plate, all with 327 engine and AFB carburetor. OE Quality.

3799354 1962-65 327 ..... 17.99 ea



## Carburetor Spacers

Carburetor spacer sets are now available for Holley carburetors. Includes mounting hardware and gaskets.

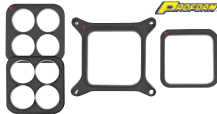
**Emissions Note:** Ⓢ Non-CARB compliant (not legal for emission controlled vehicles).

### Open Center

T2063 3/8" tall "Hiker" ..... 28.99 set  
T2094 3/8" tall w/vacuum tube, cap. .... 43.99 set  
T2084 1" tall ..... 31.99 set  
T2103 1" tall w/3/8" fitting for PVC. .... 39.99 set  
T2081 2" tall ..... 44.99 set

### Ported

T2280 3/8" tall ..... 56.99 set  
T2048 2" tall ..... 38.99 set



## Carburetor Spacer Set

Easily optimize the flow rates of air and fuel in your vehicle with this modular 1" carb spacer set! Since various engine combinations have different fuel and air delivery requirements for maximum performance, spacer set includes 1 frame and 2 popular inserts: open, 4 hole, and tapered 4 hole. This way, you can dial in exactly the right flow to get the most from your motor.

67160 carburetor spacer ..... 31.99 set

## 5-1/8" Diameter Carburetor Cover

Keep dirt and contaminants out of your carburetor while working on your engine with the air cleaner removed.

Produced using tough plastic construction. For use on all 4 barrel carburetors, 5-1/8" diameter.

**Emissions Note:** Ⓢ Non-CARB compliant (not legal for emission controlled vehicles).

T2012 1967-86 4 barrel ..... 8.99 ea



## Carburetor Wedge Plate

During hard acceleration the float bowls in a carburetor become uneven, causing moderate fuel starvation. This aluminum spacer tilts the carburetor forward 5-degrees to help keep it level. This spacer measures .830" at its thickest point and has a dual bolt pattern for standard Holley, Carter AFB, and Edelbrock carburetors.

**Emissions Note:** Ⓢ Non-CARB compliant (not legal for emission controlled vehicles).

265030 ..... 50.99 ea



## Carburetor Linkage Plate

Linkage plate is triple chrome-plated for a beautiful finish. For GM cables. Can be used with part #T2334.

T2333 Holley/AFB ..... 35.99 ea

DEF AUTHORIZED



## Carburetor Rod Clip

Reproduction carburetor rod to accelerator rod clip. Manufactured to original specifications for a correct replacement. Fits 5/32" rod diameter, LH and RH, 11/64" i.d.

J00937 LH ..... 2.99 ea  
3962782 RH ..... 2.99 ea

New!



## 1974-77 Cruise Control Cable Bracket

Cruise control cable bracket on carburetor, replaces GM # 342407. This bracket bolts it to accelerator cable bracket. It allows you to put 2 cables together when adding cruise control. This bracket is for cruise control cable from vacuum servo to the carburetor.

342407 1974-77 ..... 17.99 ea



## Morse Cable Bracket

Chrome-plated bracket for Holley or Quadrajt carburetor linkage plates. Can be used with part #T2333.

T2334 ..... 10.99 ea

## TH700-R4 Trans. Cable Bracket

This bracket is designed to be used on Holley 4150 and 4160 square bore carburetors only. It bolts onto the carburetor flange ear and provides a convenient mounting point for transmission and throttle cable.



H2095 ..... 36.99 ea



## Transfer Tube O-Ring Seals

These fuel resistant o-rings will help prevent dangerous fuel leaks at your carburetors fuel transfer tube. Both old and new style o-rings are available.

H2637 old style ..... 8.29 pr  
H10897 new style ..... 10.99 pr



## Carburetor Needle and Seat

We offer several needle and seat assemblies for Holley carburetors. The seat size determines how much fuel can flow at a certain pressure. Larger sizes flow more fuel. Tune your Holley carburetor to flow the right amount of fuel at the proper pressure with a new Viton-tipped needle and seat.

H6506 .97 adjustable ..... 20.99 ea  
H6504 .110 adjustable ..... 25.99 ea  
H6518 .120 adjustable ..... 41.99 ea  
H6513 .97 off-road ..... 41.99 ea



## Carburetor Float Bowl Screws

These are reproductions of the screws for Holley dual float carburetor bowls. A must when rebuilding your Holley dual float carburetor.

14305 8 long ..... 15.99 set  
MF231 8 long, 4 short ..... 23.99 set



## Carburetor Fuel Bowl Screw

Reproduction 2-1/2" flat blade carburetor fuel bowl screw designed in the correct original configuration and head design for the early model Holley carburetors. Correct original appearance featuring the proper zinc dichromate finish and the correct round head.

14048 round head 2-1/2" flat blade ..... 2.99 ea

## Float Adjustment Tool

No more slight-of-hand tricks! Easily adjust your carburetor float level with this hand float adjustment tool. 5/8" socket and built-in screwdriver blade protects your engine and hands from fuel spray.



67443 ..... 28.99 ea

# Carburetor Parts



Holley

H2059

## Secondary Spring Set & Housing

Make changing your vacuum secondary spring a simple job with this quick change housing and set of adjusting springs. It is simple to install on any vacuum secondary Holley carburetor. The seven color coded spring set from light to heavy will allow you to adjust the opening of your secondaries.

H2059 housing.....	31.99 set
H2013 springs.....	20.99 set



## 1963-72 Carburetor Stud

Replacement carburetor stud for all 1963-69 Rochester and Carter carburetors or correct reproduction of the SAE threaded stud used on models equipped with cowl induction system and a Holley carburetor.

**For Rochester or Carter Carburetors**  
3851738 1963-69 1/4"-20 x 2-5/16".... 6.99 ea

**For Cowl Induction Systems**  
3747933 1968-72 2" overall length.... 6.99 ea



## Holley Carburetor Air Cleaner Stud

Correct reproduction of the stud that attaches the air cleaner to the carburetor on all Holley carburetors with tall air horn and an open element air cleaner.

HC295 universal.....	9.99 ea
----------------------	---------



## Carburetor Stud Set

We offer a variety of stud sets to fit just about any Holley or Rochester carburetor. Each set includes: 4 studs, 4 nuts, and 4 washers.

**Emissions Note:** (C) Non-CARB compliant (not legal for emission controlled vehicles).

T2046 1-3/8".....	4.99 set
T2047 2".....	4.99 set
T2106 3".....	3.99 set



## Carburetor Mount Linkage Bracket

These brightly polished, chrome-plated brackets can be installed on vehicles equipped with Holley carburetors. For use with GM cables.

**Emissions Note:** (C) Non-CARB compliant (not legal for emission controlled vehicles).

T9619 manual trans.....	12.99 ea
T9620* automatic trans.....	27.99 ea



Holley

## Carburetor Ball Stud Set

Install your Holley carburetor and hook it up right with these throttle ball studs.

H202 set of four.....	19.99 set
-----------------------	-----------



## 1968 Carb Return Spring

Reproduction carburetor return spring for 1968 GM vehicles with Special/HIPO big block engines. Manufactured in the correct green color.

HC89 1968.....	8.99 ea
----------------	---------



## Chrome Carb Return Spring Bracket

This replacement chrome universal carb return bracket is designed to replace the original bracket for most carburetors. Adds a high-performance touch to any carburetor.

66180.....	4.99 ea
------------	---------



## 1958-64 Carburetor Linkage Bracket and Spring

Chevrolet carburetor accelerator linkage bracket and spring set needed to connect 2 x 4 barrel carburetors.

TF700544 1958-64.....	57.99 set
-----------------------	-----------



## 1970-80 Accelerator Return Spring

Correct reproduction of the commonly missing spring which installs between the carburetor and water neck.

K0135 1970-71 350, 400.....	5.99 ea
K0136 1970 454.....	7.99 ea
340637 1974-80 V8 outer.....	4.99 ea
G1802 1976-79 L6 outer.....	5.99 ea

## 1968-69 Accelerator Spring Bracket

Retainer bracket which holds the rear loop of the throttle return spring in place. This bracket which mounts on top of the coil bracket is for 1968-69 full size models with small block engines and Rochester Q jet carbs.

C307911 1968-69.....	10.99 ea
----------------------	----------



## 1958-64 Carb Linkage Set

Reproduction carburetor linkage components designed for use on 1958-61 Chevrolet models with 348ci Tri-Power engines and 1962-64 Chevrolet models with 4 barrel carburetors. Each set includes 3 rods and the necessary clips. The long rod installs between first and last carb, the medium operates the choke, and the short linkage installs on last carburetor.

**348 Tri-Power - Includes 2nd Rod**

CLR400 1958.....	44.99 set
CLR401 1959-61.....	44.99 set

**With 4 Barrel**

CLR402 1962-64.....	34.99 set
---------------------	-----------



## 1962-64 Carb Linkage Set

Here are those hard to find linkage rods for single and multiple carb setups. Set includes the necessary hardware when required.

**409 2 x 4 Barrel - Includes Hardware**

ALK400 1962-64.....	114.99 set
---------------------	------------



3923539.....	3923549
--------------	---------

## 1965-69 OE Style Accelerator Rod

Correct reproduction accelerator rod and swivel assemblies for 1965-69 full size models. Service replacements for some applications. Can also be used for custom/aftermarket intake and carburetor applications.

**Low Rise Intake/Quadrajct**

KW6361 1967 small block.....	26.99 ea
3923539 1968-69 small block.....	24.99 ea

**Low Rise Intake/Quadrajct**

KW6362 1968-69 small block.....	26.99 ea
---------------------------------	----------

**High Rise Intake/Holley**

3923551 1965-69 small block.....	36.99 ea
3923549 1968-69 big block.....	32.99 ea



## 1965-67 Big Block Accelerator Rod

Reproduction 1965-67 big block style accelerator rod and swivel assembly. This piece is commonly bent or broken after years of use and should be replaced to maintain maximum efficiency. For use on models equipped with cast iron intake and Quadrajct carburetor.

C848684 1965-67 big block.....	35.99 ea
--------------------------------	----------



## 1968-69 Carb and Throttle Arm Bushing

OE's reproduction accelerator rod grommet and sleeve unit where the accelerator rod fits into the linkage. Includes cotter pin. Sold individually.

K5201 1958-69.....	3.99 set
--------------------	----------

# Carburetor Parts

Holley



## 1958-70 Choke Heat Riser Tube

For efficient choke operation, make sure your choke heat tube is present and clear of obstructions.

Note: \*Exhaust manifold to carburetor line.

### OE Style Material

HRT005	1958	6 cylinder	9.99 ea
HRT401	1958-61	348 4 barrel	4.99 ea
BCH5701	1959-70	6 cylinder, 235	9.99 ea
HRT404	1959-61	348 Tri-Power	4.99 ea
HRT400	1959-65	283, Carter 4 bbl	4.99 ea
HRT400	1959-65	327, Carter 4 bbl	4.99 ea
HRT402	1962	409 2 x 4 barrel	4.99 ea
LCT401	1962	348 4 barrel	11.99 ea
LCT401	1962	409 4 barrel	11.99 ea
LCT401	1962	348 w/2 x 4 bbl.	11.99 ea
LCT401	1962	409 w/2 x 4 bbl.	11.99 ea
LCT400*	1961-64	327/250HP	11.99 ea
LCT400*	1961-64	327/300HP	11.99 ea

### Stainless Steel

HRT005S	1958	6 cylinder	16.99 ea
HRT401S	1958-61	348 4 barrel	13.99 ea
BC5701S	1959-70	6 cylinder, 235	16.99 ea
HRT404S	1959-61	348 Tri-Power	16.99 ea
HRT400S	1959-65	283, Carter 4 bbl	11.99 ea
HRT400S	1959-65	327, Carter 4 bbl	11.99 ea
HRT402S	1962	409 2 x 4 barrel	13.99 ea

### Choke Tube Insulation

CTCA400	1958-64	15" long	7.99 ea
---------	---------	----------	---------



## 1966-72 Remote Choke Thermostat Cover

Reproduction remote choke thermostat covers for 1966-72 full size models with Rochester 4 barrel carburetors with the choke thermostat mounted to the intake manifold.

3864866	1966-70	all	6.99 ea
K0041	1970-72	L78, 396, 402 w/QJ	9.99 ea



## 1967-69 Thermostatic Choke Coil

Over many years of driving, the choke coil winding can suffer undue distortion causing incorrect operation. Will install as original and will ensure countless hours trouble-free driving.

E389	1967-69	Holley 4 barrel	17.99 ea
E390	1967-69	Quadrajct	18.99 ea
1256604	1967	396	26.99 ea


## Manual Choke Cable

Holley

This cable can be used with all manual choke Holley carburetors. Cable length is 6 feet and the control knob has the Holley name prominently displayed.



H45228	6 ft. length	31.99 ea
--------	--------------	----------



## Manual Choke Cable Mount Hardware

This universal bracket mounts inside the vehicle under the dashboard to secure the choke control cable. The cable clamp set is for use on Holley model 4010, 4150, and 4160 carburetors only.

Cable Bracket H45229 universal 31.19 ea

Cable Clamp Set H45456 4010/4150/4160 carbs 20.99 set

## 1968-72 Carburetor Choke Set

Replace your damaged or worn choke assembly with these complete sets. Sets include the cover, rod, choke spring, screw and clip on rod.

**Small Block**  
K0062 1968-69 all with Holley carbs... 27.99 set  
K0107 1968-69 327/350HP with QJ... 29.99 set

**Big Block**  
K0062 1968-69 all with Holley carbs... 27.99 set  
K0108 1968-69 396/325HP or 350HP QJ 34.99 set  
K0106 1968-69 396/375HP L78... 34.99 set  
K0109 1970-71 L78 engine... 54.99 set  
K0110 1970-72 396, 402 with QJ... 48.99 set



## 1968-72 Choke Rod

Reproduction choke rods. Over the years the choke rods can become damaged or missing. Replacing this choke rod will allow your carburetor to function correctly and keep your engine running smooth. Includes correct attachment clip.

1256602	1966-67	327/275HP	19.99 ea
1256602	1969-70	350 with hi perf.	19.99 ea
1256651	1971-72	with LT1 (Z28)	21.99 ea



## 1967-70 Choke Thermostat Mounting Screw

This mounting screw is used to hold the thermostatic choke assembly to the intake manifold.

1256603	1967-70	2.99 ea
---------	---------	---------



## Choke Shutdown Relay

Reproduction relay designed to replace non-functional originals for 1986-88 full size models.

19967	1986-88	23.99 ea
-------	---------	----------



## Universal Throttle Body Base Plate

Upgrade your carb with PROFORM's new billet throttle base plate. Made from solid billet construction versus die-cast aluminum for added strength and durability this base plate includes button Torx head throttle plate screws, adjustable secondary air flow can bracket, timed and full vacuum tubes for accessories and more.

Emissions Note: \* Non-CARB compliant (not legal for emission controlled vehicles).

67148	purple	all	189.99 ea
67155	purple	650-800 cfm	189.99 ea
67268	silver	650-800 cfm	136.99 ea
67156	purple	850-950 cfm	189.99 ea




## Throttle Body Base Plate Linkage Kit

If you're looking to alter the ratio from when the primaries open and the secondaries, this little kit makes it easy. There are three different ratios included. Compatible with PROFORM Race Series carburetors.

Emissions Note: \* Non-CARB compliant (not legal for emission controlled vehicles).

67231	universal 3 different ratios	19.99 ea
-------	------------------------------	----------

# Carburetor Components



stainless black stainless black nylon



## Universal Throttle Cable

All Lokar throttle cables are designed with a specially extruded liner to extend the life of the cable. Cables are equipped with aluminum fittings and aluminum ferrule to eliminate fraying. These cut-to-fit cables are available in 24", 36", or 48" lengths with a stainless steel inner wire, and your choice of a stainless steel, black stainless steel, or black nylon housing. Clevis is designed to eliminate cotter pins and set screws. Includes installation instructions.

**Important:** Remember to pull inner wire out before cutting outer housing.

**Note:** For 1986-93 EFI use TC10024.

Universal Hi-Tech Throttle Cable - Carbureted		
TC10024A	24"	stainless steel ..... 83.99 ea
TC10024B	24"	black stainless steel ..... 83.99 ea
TC10024C	24"	black nylon ..... 71.99 ea
TC10036A	36"	stainless steel ..... 95.99 ea
TC10036C	36"	black nylon ..... 83.99 ea
TC10048A	48"	stainless steel ..... 106.99 ea
TC10048B	48"	black stainless steel ..... 106.99 ea
TC10048C	48"	black nylon ..... 95.99 ea

Tuned Port Injection 1985-91 and LTI/LTA		
TC20024A	24"	stainless steel ..... 83.99 ea
TC20024B	24"	black stainless steel ..... 83.99 ea
TC20024C	24"	black nylon ..... 71.99 ea
TC20036A	36"	stainless steel ..... 95.99 ea
TC20036B	36"	black stainless steel ..... 95.99 ea

LSI/Ram Jet 350		
TC30036A	36"	stainless steel ..... 95.99 ea
TC30036C	36"	black nylon ..... 83.99 ea
TC30048A	48"	stainless steel ..... 106.99 ea
TC30048B	48"	black stainless steel ..... 106.99 ea

Ram Jet 502		
TC40024A	24"	stainless steel ..... 83.99 ea
TC40024B	24"	black stainless steel ..... 83.99 ea
TC40024C	24"	black nylon ..... 71.99 ea

Vortec		
TC50036B	36"	black stainless steel ..... 95.99 ea
TC50048A	48"	stainless steel ..... 106.99 ea

Polished Universal Hi-Tech Throttle Cable - Carbureted and EFI		
TCPI024A	24"	stainless steel ..... 114.99 ea
TCPI024C	24"	black nylon ..... 102.99 ea
TCPI036A	36"	stainless steel ..... 126.99 ea
TCPI036C	36"	black nylon ..... 114.99 ea
TCPI048A	48"	stainless steel ..... 138.99 ea
TCPI048C	48"	black nylon ..... 126.99 ea



## Duo-Pak Throttle Cable Set

Lokar Duo-Pak throttle cable sets will easily adapt to most gas pedals and throttle assemblies. Sets feature Lokar's Hi-Tech throttle cable, stainless steel carburetor bracket, and return spring kit. Cables designed with aluminum fittings and aluminum ferrules to eliminate fraying and feature a "U-Cut-to-Fit" stainless inner wire and outer housing. Available in your choice of stainless steel, black stainless steel, or black nylon.

**Note:** Duo-Pak only available for carbureted applications with Holley, Edelbrock, AFB, Quadrajets and In-Line Dual Quad carb.

DP10001A	24"	stainless ..... 130.99 set
DP10001B	24"	black stainless ..... 130.99 set
DP10001C	24"	black nylon ..... 118.99 set
DP10002A	36"	stainless ..... 142.99 set
DP10002B	36"	black stainless ..... 142.99 set
DP10002C	36"	black nylon ..... 130.99 set

DEFER AUTHORIZED



## Universal Throttle Cable

OER's Authorized throttle cables are designed with a specially extruded liner to extend the life of the cable. Cables are manufactured in stainless steel and feature aluminum fittings and aluminum ferrule to eliminate fraying. Clevis is designed to eliminate cotter pins and set screws. Includes installation instructions. Measures: 36", Cut-to-fit.

153665A	stainless	..... 21.99 ea
153665B	black	..... 26.99 ea



## Throttle Cable Bracket

Lokar throttle cable brackets are available for a variety of different motors including carbureted setups, LSI1, Ram Jet 350, 502, and more. Finishes include stainless steel, black stainless steel, and billet aluminum were available. Carburetor brackets only fit Holley, Edelbrock, AFB, Quadrajets, Demon, and In-Line Dual Quad carbs and mounts to the rear. Brackets for Tuned Port Injection are available with a single hole stud for throttle only, a dual hole stud for throttle and kickdown, and a triple hole stud for a throttle, kickdown and cruise control cables. Made in USA.

**Important:** Ram Jet 350 uses LSI1 throttle cable TC30036 or TC30048.

**Note:** \*Cruise control bracket set only.

### Carburetor

Stainless Steel	
SR4000	bracket and springs ..... 48.99 set
SR4001	bracket only ..... 26.99 ea
SR4002	springs only ..... 26.99 ea

Black Stainless Steel	
SR4003	bracket and springs ..... 52.99 set
SR4004	bracket only ..... 30.99 ea
SR4005	springs only ..... 30.99 ea

### LS1 with 3 1/2" Throttle Body Linkage Cam

1998-99 Brushed Billet Aluminum	
SR4006	single hole stud throttle only ..... 66.99 ea
SR4007	dual hole stud throttle & cruise ..... 66.99 ea

1998-99 Black Billet Aluminum	
SR4008	single hole stud throttle only ..... 72.99 ea
SR4009	dual hole stud throttle & cruise ..... 72.99 ea

### LS1 with 3 1/2" Throttle Body Linkage Cam

2000-02 Brushed Billet Aluminum	
SR4018	single stud - throttle only ..... 66.99 ea
SR4011	dual stud - throttle & cruise ..... 66.99 ea

2000-02 Black Billet Aluminum	
SR4012	single stud - throttle only ..... 72.99 ea
SR4013	dual stud - throttle & cruise ..... 72.99 ea

### Ram Jet

SR4014	SB 350 stainless ..... 105.99 set
SR4015	SB 350 black stainless ..... 114.99 set
SR4016	BB 502 stainless ..... 105.99 set
SR4017	BB 502 black stainless ..... 114.99 set

### Tuned Port Injection 1985-91

Brushed Billet Aluminum	
TF800158	single hole stud ..... 72.99 ea
TF800159	double hole stud ..... 72.99 ea
TF800160	triple hole stud ..... 72.99 ea

Polished Billet Aluminum	
TF800161	single hole stud ..... 126.99 ea
TF800162	double hole stud ..... 126.99 ea
TF800163	triple hole stud ..... 126.99 ea

Black Billet Aluminum	
TF801164	single hole stud ..... 72.99 ea
TF801165	double hole stud ..... 72.99 ea
TF801166	triple hole stud ..... 72.99 ea

### LTI and LTA

Stainless Steel - Includes Kickdown Bracket	
TF801167	1992-93 LTI ..... 105.99 set
TF801168	1994 and later LTI & LTA ..... 105.99 set
TF801169	1992 and later LTI ..... 105.99 set

Black Stainless Steel - Includes Kickdown Bracket	
TF801170	1992-93 LTI ..... 114.99 set
TF801171	1994 and later LTI & LTA ..... 114.99 set

# Carburetor Components



## Street Demon Cable Brackets

These brackets remove the guesswork when installing a Street Demon carburetor in almost any carbureted GM application. All brackets have a clear zinc coating for corrosion protection and include installation hardware.

Throttle Rod Adapter	
For Mechanical Linkage	
D1952	25.99 ea

Cable Bracket Set	
Throttle and Trans Kickdown	
D1953	36.99 set



## Throttle Cable Bracket

This chrome throttle cable bracket can be used with all 4150 and 4160 model square bore Holley carburetors. It includes dual stainless steel return springs.

H2088	with springs	41.35 ea
-------	--------------	----------



## 1968-72 Quadrajete Throttle Cable Bracket

This reproduction of the Quadrajete throttle cable bracket is the most correct on the market for a true restoration. Stamped with GM #3992376. Fits 1968-72 Camaro models with 327, 350, 396, 427, 454, L55, and L34 engines with a Quadrajete carburetor.

14672	1968-72	34.99 ea
-------	---------	----------



## 1968-72 Holley Throttle Cable Bracket

Reproduction of the Holley throttle cable bracket for a true restoration. Stamped with GM #3972619. For 1968-72 full size models with 327, 350, 396, 427, 454, L56, L78, and L89 engines with a Holley carburetor.

14673	1968-72	34.99 ea
-------	---------	----------



## Throttle Spring Return Set

Mounts to intake manifold on driver side. Required by many race sanctioning bodies and a great idea for any high-performance vehicle, these intake manifold mounted throttle return spring and bracket sets provide positive throttle return. Includes: chrome brackets, springs, bushings, and fastener.

Holley 2 Barrel		
DC2083*	2300, 2305	18.99 set
Holley 4 Barrel		
DC2083	4150, 4160	18.99 set
Tall for Use with Carb Spacers		
T2386	big block	15.99 set
T2387	small block	21.99 set



## Carburetor Throttle Stud

Install your Holley carburetor and hook it up right with these throttle studs. Measurement based on diameter of throttle stud.

H2037	7/32" diameter	11.99 ea
H2038	1/4" diameter	10.99 ea

DEER AUTHORIZED



## TH350 Kickdown Cable

Stainless steel transmission kickdown cable that fits TH350 transmissions with carburetor kickdown cable. Designed for 4 barrel type carburetors and small block Chevrolet engines. Includes extender for more versatility in adjusting cable length where needed.

153666	TH350	26.99 ea
--------	-------	----------

Important: Cable housing cannot be cut-to-fit.



## Transmission Kickdown Stud

Install your Holley carburetor and hook it up right with this transmission kickdown stud.

H2040	transmission kickdown stud	11.99 ea
-------	----------------------------	----------

New!



## Billet Throttle & Kickdown Cable Bracket

Lokar billet aluminum throttle and kickdown cable brackets. They mount to various Holley, Edelbrock, AFB, Quadrajete, and Demon carbs and ease the installation of Lokar's throttle and kickdown cables.

Holley 4150, Includes Dual Return Springs		
LK2132	billet aluminum	257.99 ea
LK2132B	billet aluminum	257.99 ea
Edelbrock Performer/Performer AVS		
LK2133	billet aluminum	126.99 ea
LK2133B	billet aluminum	139.99 ea
Street Demon		
LK2134	billet aluminum	126.99 ea
LK2134B	billet aluminum	126.99 ea



## Throttle & Kickdown Cable Brackets

Chrome-plated bracket set small block Chevy with cable type linkage. May be used with either round or square mounts. You do not have to remove the carburetor to install. Allows full adjustment.

Note: Use T9757 also if you have a TH350 trans.

Throttle Cable Bracket		
T9756	small block	13.99 set
Kickdown Bracket		
T9757	350 transmission	6.99 ea

## TH350 Kickdown Cable Bracket

This bracket is designed to bolt to a small block V8 intake manifold and provides a convenient mounting point for the transmission kickdown bracket. Fits TH350 with 4 barrel carburetors.

H2045		20.99 ea
-------	--	----------

**FiTech**  
Fuel Injection

# Electronic Fuel Injection



## Street Series Fuel Injection System

FiTech Street Series "Ready-to-Run" throttle body EFI systems. This self-tuning, bolt-on systems will increase reliability, horsepower, and fuel efficiency. Available in 3 performance levels, ranging from 250 to 800 HP. Available in a variety of master sets that include fuel pump or as a basic set with no pump.

**Important:** For naturally aspirated engines only.

**Emissions Note:** (3) Non-CARB compliant (not legal for emission controlled vehicles).

### Go Street 400HP - Cast

**Basic Set**  
FF30003 without fuel pump set ..... 869.99 ea

**Master Sets**  
FF36203 with In-Tank pump set ..... 1063.99 ea  
FF31003 with Inline Pump set ..... 1125.99 ea  
FF35503 w/Force Fuel Mini pump set ..... 1235.99 ea  
FF35203 with Force Fuel pump set ..... 1281.99 ea

### Easy Street 600HP - Gold

**Basic Set**  
FF30005 without fuel pump set ..... 926.99 ea

**Master Sets**  
FF36205 with In-Tank pump set ..... 1111.99 ea  
FF31005 with Inline Pump set ..... 1161.99 ea  
FF35505 w/Force Fuel Mini pump set ..... 1273.99 ea  
FF35205 with Force Fuel pump set ..... 1335.99 ea

### Mean Street 800HP - Black

**Basic Set**  
FF30008 without fuel pump set ..... 1171.99 ea

**Master Sets**  
FF35208 with Force Fuel pump set ..... 1567.99 ea  
FF36208 with In-Tank pump set ..... 1343.99 ea



## Go EFI 2 400HP Fuel Injection System

FiTech Go EFI 2 Barrel system for your 4, 6, and most 8 cylinder vehicles. The classic gold throttle body delivers an old-school carburetor look with EFI technology and transmission control. This ready-to-run system will get the best performance and economy out of any street and mild performance engine. Available in a variety of master sets that include fuel pump or as a basic set with no pump.

**Emissions Note:** (3) Non-CARB compliant (not legal for emission controlled vehicles).

### Go EFI 2 - Gold

**Basic Set**  
FF39001 without fuel pump set ..... 915.99 ea

### Go EFI 4 - Gold

**Master Sets**  
FF36001 with In-Tank pump set ..... 1100.99 ea  
FF31001 with Inline Pump set ..... 1150.99 ea  
FF35591 w/Force Fuel Mini pump set ..... 1263.99 ea  
FF35001 with Force Fuel pump set ..... 1324.99 ea



## Go EFI 4 600HP Fuel Injection System

The Go EFI 4 self-tuning fuel injection is rated at up to 600 HP and is suitable for engines from 250 HP thru 600 HP. It fits any 4 barrel intake manifold and is the most self-contained and full featured unit of this type. It has a built-in fuel pressure regulator and includes handheld touch screen controller for a quick and easy setup. Available in a variety of master sets that include fuel pump or as a basic set with no pump.

**Emissions Note:** (3) Non-CARB compliant (not legal for emission controlled vehicles).

### Go EFI - Bright Aluminum

**Basic Set**  
FF30001 without fuel pump set ..... 999.99 ea

**Master Sets**  
FF36201 with In-Tank pump set ..... 1201.99 ea  
FF31001 with Inline Pump set ..... 1272.99 ea  
FF35501 w/Force Fuel Mini pump set ..... 1367.99 ea  
FF35201 with Force Fuel pump set ..... 1404.99 ea

### Go EFI - Matte Black

**Basic Set**  
FF30002 without fuel pump set ..... 999.99 ea

**Master Sets**  
FF36202 with In-Tank pump set ..... 1201.99 ea  
FF31002 with Inline Pump set ..... 1272.99 ea  
FF35502 w/Force Fuel Mini pump set ..... 1367.99 ea  
FF35202 with Force Fuel pump set ..... 1404.99 ea



## Go EFI Classic 650HP Fuel Injection System

Go EFI Classic fuel injection system allows you to maintain the classic carburetor look while eliminating cold start issues, hesitation, vapor lock, and flooding. This innovative classic design hides the injectors and has an externally mounted ECU so it can be mounted wherever you want to ensure a true carburetor look is maintained. Available in a variety of master sets that include fuel pump or as a basic set with no pump.

**Emissions Note:** (3) Non-CARB compliant (not legal for emission controlled vehicles).

### Go EFI Classic - Gold

**Basic Set**  
FF30020 without fuel pump set ..... 1144.99 ea

**Master Sets**  
FF36220 with In-Tank pump set ..... 1460.99 ea  
FF31020 with Inline Pump set ..... 1272.99 ea  
FF35520 w/Force Fuel Mini pump set ..... 1480.99 ea  
FF35220 with Force Fuel pump set ..... 1542.99 ea

### Go EFI Classic - Black

**Basic Set**  
FF30021 w/o fuel pump set ..... 1144.99 ea

**Master Sets**  
FF36221 with In-Tank pump set ..... 1460.99 ea  
FF31021 with Inline Pump set ..... 1510.99 ea  
FF35521 w/Force Fuel Mini pump set ..... 1480.99 ea  
FF35221 with Force Fuel pump set ..... 1542.99 ea



## In-Tank Pump Set

In-Tank Pump modules can be used on tanks with a depth of 6" to 15". The two fuel ports are threaded to accept -6-AN/O-ring boss fittings for a secure, leak-free connection. An In-Tank 340 LPH pump is included along with gaskets, terminals, and clamps.

FF50015 In-Tank ..... 414.99 set



## Inline Pump Set

The Go EFI Inline frame mount fuel delivery set is supplied with our heavy-duty 255 LPH external fuel pump that is suitable to support engines producing up to 600 horsepower. Set includes: 40 feet of high pressure fuel hose, 2 fuel filters including a serviceable 10-micron filter, fittings, mounts, and clamps.

FF50001 Inline Pump ..... 297.99 set



## Force Fuel Mini Pump Set

The compact design of the new Mini Force Fuel fits easily under the hoods of street rods and smaller engine compartments. The reservoir of the Mini is equipped with an efficient 255-LPH pump and internal regulator to deliver a consistent 58-psi of fuel pressure for your EFI system. Supplied with high pressure fuel hose, AN fittings, return line fitting bung and liquid filled gauge FF50006 Force Fuel Mini ..... 479.99 set



## Force Fuel Pump Set

The Force Fuel System mounts under the hood and is fed with the original mechanical or electric fuel pump then supplies the EFI system with the required high pressure through the use of an internal 340 LPH pump. Set includes: 5' of high pressure fuel hose, 10-micron fuel filter, AN fittings, return line fitting bung, and liquid filled gauge.

FF50044 Force Fuel ..... 479.99 set

# EFI Conversion Sets

New!

**FiTech**  
Fuel Injection



FF383550

## Ultimate TPI Standalone EFI System

Bring your GM TPI system up-to-date with the FiTech Ultimate SBC standalone EFI system. These were popular engine swaps years ago, but the electronics and tuning capabilities left a lot to be desired. This set is based on their proven, self-learning EFI technology and will improve the performance and drivability of your TPI equipped small block and give you more custom settings for your application and even the lockup of the 700-R4 or 200-4R converter.

**Emissions Note:** Ⓢ Non-CARB compliant (not legal for emission controlled vehicles).

FF38350	base set	847.99	ea
FF38351	w/dual O2 sensors	954.99	ea
FF38352	w/trans control	954.99	ea
FF38353	w/trans control and O2	1059.99	ea



H5505103XD

## Sniper 2 EFI 4 Barrel

The #1 EFI conversion system just got better! Introducing Sniper 2 EFI, a self-tuning, easy-to-install, EFI conversion for common 4 barrel (4150 flange) style carburetors. We took everything that we learned from the original Sniper EFI system and added 14 new features that will make your EFI conversion more simple, reliable, and modern. Like all Sniper EFI systems, Sniper 2 is designed to work with the Sniper Ecosystem that includes Hyperspark ignition, complete fuel systems, multiple user interfaces/dash displays, and more.

**Emissions Note:** Ⓢ Non-CARB compliant (not legal for emission controlled vehicles).

<b>Base Set</b>			
H5505103XX	polished	1299.95	set
H5505113XX	black ceramic	1299.99	set

<b>Master Set with Inline Pump</b>			
H5505103XD	polished	1849.95	set
H5505113XD	black ceramic	1849.99	set

<b>Master Set with In-Tank Pump - Returnless</b>			
H5505103XX	polished	1699.99	set
H5505113XX	black ceramic	1699.95	set

<b>Master Set with In-Tank Pump - Return Style</b>			
H5505103XR	polished	1849.95	set

New!



H5505103AE

## Sniper 2 EFI Upgrade Set

The Sniper 2 upgrade set will switch your original Sniper EFI to Sniper without having to rewire your system. The set features an adapter solution that connects your existing Sniper EFI wiring harness to a Sniper 2 throttle body in minutes. Available with or without an external fuel pressure regulator.

**Emissions Note:** Ⓢ Non-CARB compliant (not legal for emission controlled vehicles).

<b>Upgrade Set</b>			
H5505103AX	polished	1099.99	set
H5505113AX	black	1099.99	set

<b>Upgrade Set with Regulator</b>			
H5505103AE	polished	1199.99	set
H5505113AE	black	1199.99	set



H550869

## Quadrajet 4 Barrel EFI

Holley Quadrajet 4 barrel sets are designed to deliver that Rochester roar at wide open throttle. Features a spread bolt pattern and multiple fuel inlet configurations that allow for a stock appearing installation under the stock air cleaner. Includes a GM brake booster adapter, throttle lever provisions for TH350/TH400 and 2008/4700R4 transmissions, and a kickdown bracket. Capable of supporting up to 500 horsepower. Brake booster adapter also included, if required.

**Note:** Requires external fuel pressure regulator.

**Emissions Note:** Ⓢ Non-CARB compliant (not legal for emission controlled vehicles).

<b>Base Set</b>			
H550869	classic gold	1619.99	set

<b>Master Set with Inline Pump</b>			
H550869K	classic gold	1896.99	set

New!



## Sniper EFI 2GC Large Bore 1 Barrel

Let's face it, you love driving your classic car, but dread the hassles with your Rochester 2GC large bore carburetor. Holley makes it easy to convert your classic car to a Rochester 2GC large bore 2 barrel carburetor to fuel injection. The Sniper EFI 2GC Large Bore is a bolt-on electronic fuel injection system that will put the fun back in your classic ride!

**Emissions Note:** Ⓢ Non-CARB compliant (not legal for emission controlled vehicles).

H550552	silver	934.99	kit
---------	--------	--------	-----

## Stealth 4150 4 Barrel EFI

Holley's Sniper Stealth 4150 master set gives you carburetor styling but functions just like the Sniper! A 4150 stealth is a great way to upgrade your ride to fuel injection in a cost efficient way with just 4 simple connections required. Take your build to the next level and take advantage of improved engine performance, better MPG's and easier starting. This set supports up to 650HP naturally aspirated and 600HP boosted with Four 100 lb/hr injectors!

**Emissions Note:** Ⓢ Non-CARB compliant (not legal for emission controlled vehicles).

**Base Set**

H550870	polished	1364.99	set
H550871	black ceramic	1364.99	set
H550872	classic gold	1364.99	set

**Master Set with Inline Pump**

H550870K	polished	1694.99	set
H550871K	black ceramic	1694.99	set
H550872K	classic gold	1694.99	set



H550857K

## Sniper EFI 2GC 2BBL

Eliminate the hassles with your Rochester 2GC carburetor with a Holley 2GC two barrel carburetor to fuel injection conversion. This a bolt on electronic fuel injection system offers superior throttle response and WOT power over the carburetor and may even increase fuel economy! Put an end to cold start issues, hesitations, vapor lock, and flooding with the accuracy of EFI. You can also use the Sniper EFI 2GC to control the ignition timing. These systems are capable of supporting 350 HP on naturally aspirated engines.

**Note:** Please check your carburetor size before ordering. Some applications may differ listings below.

**Emissions Note:** Ⓢ Non-CARB compliant (not legal for emission controlled vehicles).

<b>Base Set</b>			
H550857	1974-78 large bore	1249.99	set

<b>Master Set</b>			
H550857K	1974-78 large bore	1559.99	set

## Sniper EFI Air Cleaner Base

Holley Sniper EFI air c/cle 1" drop base for 14" air cleaners. This base was specifically designed for use with the Sniper EFI 4 barrel throttle body. It features 2 reliefs stamped into the steel to clear the Snipers dual fuel inlets. Compatible with -6AN to 3/8" 90 degree fittings and available in chrome or black.

**Emissions Note:** Ⓢ Non-CARB compliant (not legal for emission controlled vehicles).

H120510	all V8 chrome	36.99	ea
H120511	all V8 black	27.99	ea

# Full Size Chevrolet Headers

## 1958-94 Hedman Hedders

Classic Industries® stocks a full line of Hedman Hedders™ for 1958-94 full size Chevrolet models. These units are designed to replace the heavy, and restrictive factory manifolds with tubular steel manifolds. These Hedders are not only lighter, but will also increase your Chevrolet's performance. Torq-Step hedders feature an innovative design that allows for and increased overall torque curve. Sets are complete and ready to bolt-on. Includes collector and header to head gaskets, collectors, and bolts. We offer Hedman Hedders™ for use with or without air injection (smog tubes).

**Important:** Available in black only. Be sure to read the important notes listed on the bottom of this page pertaining to each header system for correct application. **Note:** Shipped overseas.

**Emissions Note:** \* CARB EO compliant (50 state legal). \*\* Non-CARB compliant (not legal for emission controlled vehicles).

Part#	Year	Engine	Smog Notes	AC	PS	AT Column	AT Floor	MT Column	MT Floor	Smog Notes	Tube Dia.	Coll. Dia.	Price
68231	1958-64	283-400	103	26	Y	Y	Y	Y	Y	C	1-5/8"	3"	275.99 set
68180**	1958-64	396-502	1, 6, 25, 208	Y	Y	Y	Y	N	Y	C	1-3/4"	3"	353.99 set
68170**	1965-70	283-400	1, 103	26	Y	Y	Y	Y	Y	C	1-5/8"	3"	239.99 set
68190**	1965-70	396-502	1, 20, 208	Y	Y	Y	Y	Y	Y	C	1-3/4"	3"	319.99 set
68191*	1965-70	396-502	4, 5, 20, 208	Y	Y	Y	Y	Y	Y	C	1-3/4"	3"	411.99 set
68610**	1965-74	396-502 Shorty	1, 6, 15, 20, 208	Y	Y	N	Y	Y	Y	C	1-3/4"	3"	255.99 set
65103**	1965-74	396-502 Shorty	1, 6, 15, 49, 208	N	Y	N	Y	N	Y	B, D	2"	3"	362.99 set
68611*	1965-74	396-502 Shorty	4, 5, 6, 15, 20, 208	Y	Y	N	Y	N	Y	C	1-3/4"	3"	349.99 set
68617*	1965-74	396-502 Shorty	1, 4, 6, 15, 20, 208	Y	Y	N	Y	N	Y	C	1-3/4"	3"	318.99 set
68297*	1971-81	283-400	1, 4, 6, 103, 121	26	Y	Y	Y	N	N	C, N	1-5/8"	3"	349.99 set
68607*	1971-81	283-400 Shorty	1, 4, 6, 15, 103, 121	26	Y	Y	Y	N	N	C, N	1-5/8"	3"	339.99 set
68290**	1971-81	283-400	1, 6, 103, 121	26	Y	Y	Y	N	N	B, D	1-5/8"	3"	269.99 set
68291*	1971-94	283-400	4, 5, 6, 103, 121	26	Y	Y	Y	N	N	F, K	1-5/8"	3"	375.99 set
68600**	1971-94	283-400 Shorty	1, 6, 15, 103, 121	26	Y	Y	Y	N	N	B, D	1-5/8"	3"	239.99 set
68609**	1971-94	283-400 D-port	1, 6, 15, 103, 121	26	Y	Y	Y	N	N	B, D	1-5/8"	3"	305.99 set
68601**	1971-94	283-400 Shorty	4, 5, 6, 15, 103, 121	26	Y	Y	Y	N	N	F, N	1-5/8"	3"	365.99 set
68640**	1971-94	283-400 Shorty	1, 6, 15, 49, 103	Y	Y	N	Y	N	Y	B, D	1-5/8"	3"	244.99 set
68641*	1971-94	283-400 Shorty	4, 5, 6, 15, 49, 103	N	Y	N	Y	N	Y	B, D	1-5/8"	3"	366.99 set



### Hedman Hedder Notes

- Without smog injection or injection heads.
- Includes parts necessary to retain emission devices. (50 state).
- With A.L.R. system.
- Modification to stock exhaust required to retain catalytic converter.
- Shory Hedder (Max. ground clearance).
- Not recommended for use with aluminum heads.
- Engine swap, all parts must be factory stock.
- AC equipped vehicles require bracket #20110.
- Will not fit Saginaw close ratio PS with 825 power steering box.
- 103" will fit with angle plug heads - Chevrolet aluminum only.
- Must modify rotary R4 AC bracket.
- Due to aluminum cylinder heads on GEN V1 engines, 502 BB Chevy will have clearance problems on some applications. Bottom of header flanges may hit head bolts. Nothing may be necessary.

### Hedman Emission Notes

- Not applicable or intended for street or highway use. Legal only for racing vehicles which may never be used on a highway.
- For vehicles 1964 through 1974 without A.L.R. system, considered as OE replacement parts when existing emission controls are not removed from vehicle.
- Not legal for sale or use in California.
- For vehicles 1964 through 1974 with A.L.R. system, considered as OE replacement parts and do not require an EO#, when existing emission controls are not removed from vehicle.
- 1975-80 only, 50 state legal for these years only.
- 1975-81 only, 50 state legal for these years only.

## 1958-94 Doug's Headers

Doug's headers are carefully developed to fit each specific vehicle application. Doug's headers are available for 1958-94 full size Chevrolet models with small block or big block V8 engines, with and without air-injection parts, and with console or column shifters. Heavy-duty machined and finished header flanges, the smooth mandrel bends tubes, and a protective Metallic Ceramic Thermal Barrier Coating (MCTBC) make Doug's Headers an excellent choice for exhaust system performance.

**Important:** Headers are intended for off-highway use only and are not designed for use on California vehicles with pollution control devices. Be sure to read the important notes listed on the bottom of this page pertaining to each header system for correct application.

**Note:** Shipped overseas.

**Emissions Note:** \* Non-CARB compliant (not legal for emission controlled vehicles).

Part#	Year	Engine	Smog Notes	AC	PS	AT Column	AT Floor	MT Column	MT Floor	Tube Dia.	Coll. Dia.	Port Shape	Price
8358	1958-64	265-400	3, 36, 92, 96, 125	Y	Y	Y	Y	Y	Y	1 5/8"	3"	oval	942.99 set
8309	1958-64	348-400	3, 126	Y	Y	Y	Y	Y	Y	1 3/4"-2"	2 1/2"	same as head	1142.99 set
8307	1965-70	265-400	3, 36, 92, 93, 96, 126, 133	Y	Y	Y	Y	Y	Y	1 5/8"-2"	2 1/2"	oval	956.99 set
8346	1965-70	396-502	3, 5, 52, 69	Y	Y	Y	Y	N	Y	1 3/4"	3"	same as head	914.99 set
8308	1965-89	265-400	3, 36, 92, 93, 96	Y	Y	Y	Y	Y	Y	1 5/8"	3"	oval	890.99 set
8313	1965-74	396-502	3, 52, 69, 133	Y	Y	Y	Y	N	N	1 3/4"	3"	same as head	871.99 set
8304	1971-94	265-400	3, 5, 36, 92, 93, 96	Y	Y	Y	Y	N	N	1 5/8"	3"	oval	871.99 set
8305	1971-94	265-400	3, 5, 36, 92, 93, 96, 214	Y	Y	Y	N	N	Y	1 5/8"	3"	oval	912.99 set



### Doug's Header Notes

- Shory design for maximum ground clearance.
- Fits D-Port cylinder heads including Z24 crate engines.
- Will not fit Saginaw close ratio with 825 power steering box.
- Big block frame stands and motor mounts must be used to insure proper engine location and header fit.
- Will fit most angle plug heads including factory Chevrolet "Bow Tie" heads.
- Vehicles with locking steering columns require linkage removal.
- May require AC bracket 7608.
- Fits Edelbrock angle plug heads.
- Tri-Y design.

### Doug's Header Notes

- Will not fit with Powerglide transmission.
- Requires LS1 adapter plate set SK100.
- Includes 3" to 2 1/2" reducers with O2 fittings.
- Must use non-shell type motor mounts.

### Doug's Emission Notes

- The product accompanying this document is legal only for off-highway use (except in California or states that have adopted California emission standards), racing use or for use on pre-emission controlled motor vehicles/motor vehicle engines (pre-1974 domestic vehicles certified to California standards, pre-1974 domestic vehicles certified to federal standards and all pre-1974 foreign vehicles), per the manufacturer's application guide.





# Exhaust Manifolds



## Fenton 6 Cylinder Headers

Classic Fenton high-performance headers are here. These quality cast iron headers split single 6 cylinder exhaust systems into a high flow, high-performance dual exhaust system. Fits all 1937-62 Chevrolet 6 cylinder 216 and 235ci engines.

Note: Shipped overweight.

AJ5312	6 cylinder headers	264.99 pr
AJ5313	bolt set	6.99 set



## Fenton Small Block Headers

Fenton small block cast iron headers split dual exhaust systems into a unique high flow quad exhaust system. Universal fit for 265-350 small block engines.

Note: Shipped overweight.

Emissions Note: Ⓢ Non-CARB compliant (not legal for emission controlled vehicles).

AJ5314	small block	519.99 pr
--------	-------------	-----------



3797901



3846563



3797942

## V8 Ram Horn Exhaust Manifold - 2-1/2"

Reproduction Hi-performance small block Ram Horn exhaust manifolds. Originally used on 1962-68 Hi-Performance GM engines. Features 2-1/2" outlet.

Note: Side facing generator or alternator bracket holes.

3797901*	1958-70	LH	2-1/2"	..	420.99 ca
3846563**	1958-70	LH	2-1/2"	..	386.99 pr
3797942	1958-70	RH	2-1/2"	..	469.99 ca



TF700276



TF700277

## V8 Ram Horn Exhaust Manifold - 2"

Reproduction small block Ram Horn exhaust manifolds. Originally used on 1957-63 GM engines. Correct casting numbers for 1957. Features 2" outlet.

TF700276	1958-63	LH	2"	.....	386.99 pr
TF700277	1958-63	RH	2"	.....	399.99 ca



A7700103



A7700104



A7700105

## Ram Horn Exhaust Manifolds

These exhaust manifolds are based on the high-performance small block Chevy Ram Horn manifolds from the 1950's and 60's. Manufactured from heavy cast iron without air injection ports or alternator/generator bracket provisions. Available in raw cast iron, black ceramic, silver ceramic, or chrome finish. Features 2-1/2" outlet. Includes mounting hardware and gaskets. Sold in pairs.

Note: Shipped overweight.

Emissions Note: Ⓢ Non-CARB compliant (not legal for emission controlled vehicles).

A7700103	raw cast manifolds	.....	152.99 pr
A7700104	black ceramic manifolds	.....	253.99 pr
A7700105	silver ceramic manifolds	.....	272.99 pr



E316



EMSB15P

## 1971-74 Small Block Exhaust Manifolds

These extremely high-quality manifolds are designed and manufactured to exact original specifications including the correct casting numbers for 1969-70 models. Used on 1971-74 GM small block engines with rear dump outlets. Sold in pairs.


Note: Shipped overweight.

Without Air Injection Tube Holes	398.99 pr
E316 1971-74	.....

With Air Injection Tube Holes	408.99 pr
EMSB15P 1971-74	.....



85010



raw black silver titanium iron gray

## LS Cast Iron Exhaust Manifolds

These Hooker cast iron exhaust manifolds are designed to hug the engine block closely so they will work with a variety of LS engine swaps or as a replacement. The contoured shape increases flow and performance over stock manifolds with a traditional look. Fits all LS engines up to 500 horsepower except L57 and L59. Made from hi-silicon ductile iron for years of durability and corrosion resistance. Available in a range of different finishes.

Emissions Note: Ⓢ Non-CARB compliant (not legal for emission controlled vehicles).

85010	raw finish	.....	436.99 pr
85013	black ceramic finish	.....	576.99 pr
85011	silver ceramic finish	.....	576.99 pr
85014	titanium ceramic finish	.....	554.99 pr
85015	cast iron gray ceramic finish	.....	554.99 pr

# Exhaust Header Components



**PYPES**

## Header Collector Reducers

These welded, 12" extended length reducers connect your headers directly to your Pypes X-pipe to eliminate unnecessary seams, clamps and extra work. They are constructed of polished 304 stainless steel. Limited lifetime warranty.

P1044	3" header flange to 2.5" pipe.....	87.09 pr
P1045	3" header flange to 3" pipe.....	87.99 pr
P1046	3.5" header flange to 3" pipe.....	89.99 pr
P1047	3.5" header flange to 2.5" pipe.....	89.99 pr



**FLOWMASTER**

## Header Collector Bolt Flange Set

This header collector set takes the place of messy three bolt, flange type connections and allows for a leak free and gasket free ball flange type connection.

F15923	3-1/2" collector to 3" system.....	194.99 set
F15925	3" collector to 2-1/2" system.....	165.99 set

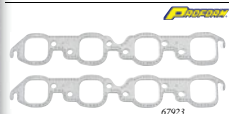


**HEDMAN**

## Universal Header Flange Reducers

Hedman Headers 3 bolt flange header reducers. These reducers have 2 flat mating surfaces with a gasket for a leak-free joint. Necessary gaskets and hardware included.

21103	universal 3" - 2-1/2".....	34.99 pr
-------	----------------------------	----------



## Aluminum Header Gaskets

Soft conforming aluminum gaskets easily conform to the header flanges for a superior seal. Each set includes 2 gaskets.

67921	Chevy small block square port.....	21.99 pr
67923	Chevy big block round port.....	25.99 pr



## Aluminum Collector Gasket Set

Soft conforming aluminum gaskets easily conform to the collector flanges for a superior seal. Each set includes: 2 gaskets and 6 nuts, and 6 bolts.

67920	2-1/2" collector.....	16.99 set
67927	3" collector.....	14.99 set
67928	3-1/2" collector.....	14.99 set



## Header Bolt Set

ARP manufactures premium bolt sets to facilitate installation of exhaust headers in both stainless steel or 8740 chromoly steel. Each ARP set includes the correct number of bolts for your application, plus premium quality washers. Available with Hex or 12 point heads. Rated at 170,000 psi tensile strength. Small block sets contain 12 bolts and big block sets contain 16 bolts. All bolts are 3/8" - 16.

Small Block			
<b>Black Oxide Finished Chromoly</b>			
AR1111	3/4" long	Hex head.....	20.99 set
AR1121	3/4" long	12 point.....	16.99 set
AR1111	1" long	Hex head.....	20.99 set
AR1121	1" long	12 point.....	21.99 set

<b>Stainless Steel</b>			
AR4111	3/4" long	Hex head.....	22.99 set
AR4121	3/4" long	12 point.....	22.99 set
AR4111	1" long	Hex head.....	34.99 set
AR4121	1" long	12 point.....	36.99 set

Big Block			
<b>Black Oxide Finished Chromoly</b>			
AR1112	3/4" long	Hex head.....	21.99 set
AR1122	3/4" long	12 point.....	20.99 set
AR1112	1" long	Hex head.....	28.99 set
AR1122	1" long	12 point.....	29.99 set

<b>Stainless Steel</b>			
AR4112	3/4" long	Hex head.....	29.99 set
AR4122	3/4" long	12 point.....	29.99 set
AR4112	1" long	Hex head.....	45.99 set
AR4122	1" long	12 point.....	43.99 set



## Bow Tie Header Bolt Set

Dress-up your vehicle with these Bow Tie dress-up bolt sets. Logo is cast directly into the head of the bolts. They are available in decorative chrome-plated or polished stainless steel versions. 3/8" - 16.

<b>Small Block</b>			
56461CD	3/4" long	chrome.....	45.99 set
56418CD	1" long	chrome.....	47.99 set
56461SD	3/4" long	stainless steel.....	29.99 set
56418SD	1" long	stainless steel.....	34.99 set

<b>Big Block</b>			
56488SD	1" long	chrome.....	60.99 set
56488SD	1" long	stainless.....	43.99 set



## Header Bolt Set

Includes all original style Hex head bolts for small block or big block headers. Choose from polished stainless steel or polished chrome bolts. Small block sets include 12 bolts and big block sets include 16 bolts.

AK117A	SB/BB	chrome.....	35.99 ea
AK119A	small block	chrome.....	20.99 set
AK119B	small block	stainless.....	38.99 set
AK118A	big block	chrome.....	28.99 set
AK118B	big block	stainless.....	53.99 set



## Wedge Locking Header Bolt Set

Wedge locking header bolts were designed to keep bolts from backing off. These bolts feature special washers with hardened serrated teeth. The washers bite into the bolt head and the top surface of the header. After being self-locked in this manner, any loosening rotation is blocked by a wedge locking action. They are reusable and you can count on them to not fall Grade 8.

Note: Image for illustration purposes. \*Small Block 265-400. \*\*Big block 396-502/396-348, 409.

<b>3/8" - 16 Thread Diameter - 3/4" Long</b>			
66751*	set of 12.....	31.99 set	
66752**	set of 16.....	35.99 set	
<b>3/8" - 16 Thread Diameter - 1" Long</b>			
66753*	set of 12.....	31.99 set	
66756**	set of 16.....	35.99 set	

<b>Collector Nuts and Bolts</b>			
66757	set of 6.....	24.99 set	



## Small Head Header Bolt Set

Working in a tight space? These 12 piece small head bolt sets are designed to replace regular Hex head bolts for easier access and fewer skinned knuckles. Available in both black oxide and zinc finishes.

<b>Black Oxide Hex Head</b>			
66341	3/8" - 16 x 3/4"	.....	5.99 set
<b>Zinc Hex Head</b>			
17970	3/8" - 16 x 3/4"	.....	8.99 set
17973	3/8" - 16 x 1"	.....	11.99 set

## Socket Assist

Essential tool for bolts with tight clearance like spark plugs and header bolts! 12 point for maximum finger traction. Set of three including: 1/4" x 1/4", 1/4" x 3/8", 3/8" x 3/8" (12 point x socket drive size). These belong in every tool box.

67575	3 piece.....	11.99 set
-------	--------------	-----------

# Exhaust Manifold Parts



OEM

## 1971-77 Upper Heat Stove

Reproduction exhaust manifold upper heat stove which is used with the air heat tube to preheat the air cleaner thermo-sensor. This item mounts on the passenger side exhaust manifold. The air tube is inserted into this item. Fits 1971-77 small block V8 models.

338471 1971-77 small block..... 8.99 ea



OEM

## 1971-79 Lower Heat Stove

This lower heat stove was originally installed on 1971-79 models. For V8 small block engines.

338473 1971-79 small block..... 19.99 ea



G7020

## Air Heat Stove Mounting Stud

This is the factory stud used to mount the air heat stove to the exhaust manifold. Fits 1970-81 models.

G7020 1970-81 GM..... 7.99 ea  
B10763 1970-81 reproduction..... 59 ea



## 1958-66 Steel Exhaust Manifold Tube

Chevrolet full size models stainless steel exhaust manifold tube that is inside of the exhaust manifold. This is the tube that the upper choke tube fits into.

TF700541 1958-66 V8..... 9.99 ea

New!



## 1969-74 Air Heat Riser Tube

Reproduction heat riser tube for 1969-74 Chevrolet small block and big block 8 cylinder models. The heat riser tube is manufactured to OEM specifications featuring correct design for an exact fitment. This tube extends from the air cleaner to the exhaust stove.

6272719 1969-74 Chevrolet..... 59.99 ea



## 1958-70 Exhaust Manifold Heat Riser

Heat riser valves are located between the exhaust manifold and the head pipe and are used to accelerate the warm up of a cold engine. A malfunctioning or frozen valve can cause loss of power or exhaust manifold damage. Fits 2" head pipe. Used on GM small block engines with center dump ("Ram Horn") exhaust manifolds.

EMR001 1958-70 2"..... 104.99 ea



## 1958-74 Exhaust Manifold Heat Riser

Heat riser valves are located between the exhaust manifold and the head pipe and are used to accelerate the warm up of a cold engine. A malfunctioning or frozen valve can cause loss of power or exhaust manifold damage. Fits 2-1/2" head pipe. Used on GM hi-perf small block, hi-perf 348/409 and big block engines with 2-1/2" exhaust.

EMR002 1958-74 2-1/2"..... 75.99 ea



## 1971-78 Exhaust Manifold Heat Riser

Heat riser valves are located between the exhaust manifold and the head pipe and are used to accelerate the warm up of a cold engine. A malfunctioning or frozen valve can cause loss of power or exhaust manifold damage. Fits 2" head pipe. Used on GM small block engines with rear dump exhaust manifolds.

3887023 1971-78 2"..... 69.99 ea



## 1958-79 Flow Through Heat Riser

Flow through replacement heat riser valve. These heat risers are made without a counterweight valve for improved exhaust flow.

3750067 1958-79 2" w/o valve..... 49.99 ea  
3845304 1958-79 2-1/2" w/o valve 49.99 ea



## 1958-74 Exhaust Heat Riser Gasket

This Chevrolet full size exhaust manifold heat riser gasket fits V8 models with 2-1/2" exhaust. Mounts between the exhaust manifold and the heat riser.

TF700542 1958-74 2-1/2"..... 14.99 ea



## 1958-87 Header Pipe Tube Extension

Reproduction short extension pipe which slips in between the exhaust manifold and the main header pipe and supports the exhaust pipe packing gasket.

**Small Block**  
3890382 1958-87 2"..... 14.99 ea

**Hi-perf. Small Block, 348, 409, and Big Block**  
3890689 1959-74 2-1/2"..... 15.99 ea



## Keep Cast Iron Manifolds Looking New!

Apply this non-toxic cast iron manifold dressing to your manifolds with a cloth and polish them to a silvery shine. One 3 ounce container will do approximately 3 sets of manifolds. Burn proof up to 1800 degrees F.

CY1001 3 ounce can..... 15.99 ea

# Exhaust Hardware



## 1978-96 Exhaust Manifold Bolt Set

Dress-up your full size Chevrolet with these one-of-a-kind dress-up bolt sets. Logo is stamped directly onto the head of the bolts. They are available in decorative chrome-plated or polished stainless steel versions. What better way to make a statement than with these unique bolts.

Note: Must specify logo prefix: C - Flames, D - Bow Tie, E - SS logo, G - 350, H - 454.

### Chrome Header Bolts

56461C	1978-87	small block	45.99 set
56418C	1978-87	small block 1" long	47.99 set
56477C	1978-87	small block std exh	41.99 set
56488C	1978-87	big block	60.99 set
56498C	1993-96	w/LT-1 engine	45.99 set

### Stainless Steel Header Bolts

56461S	1978-87	small block	29.99 set
56418S	1978-87	small block 1" long	34.99 set
56477S	1978-87	standard exhaust	40.99 set
56488S	1978-87	big block	43.99 set
56498S	1993-96	LT-1 engine	32.99 set



## 1959-82 Exhaust Manifold to Pipe Stud Set

Correct reproduction carbon steel studs and nuts used to attach the exhaust pipes to exhaust manifold. Each set includes a complete set of studs for the installation of both exhaust manifolds. Includes: three 3" studs, three 2" studs, and six nuts. Features smooth tips without threads.

K0157	1959-82		26.99 set
-------	---------	--	-----------



## 1958-66 Exhaust Manifold Bolt Set

Reproduction exhaust manifold bolt and washer set for 1958-66 models with Ram Horn style exhaust manifolds. Fits small block Chevrolet engines. This complete set features the correct head markings. Includes extra thick washers as original.

K0164	1958-66	small block	29.99 set
-------	---------	-------------	-----------



## 1964-68 Exhaust Manifold Bolt & Stud Set

Correct style exhaust manifold bolt and stud set will replace the rusted or broken originals. Includes: 1 long bolt, 3 medium length bolts, 7 short bolts, and 1 stud. 1256623 1964-68 small block, AC... 34.99 set



## 1965-67 Big Block Exhaust Manifold Bolts

Reproduction of the exhaust manifold bolts for big block engines from 1965-67. These black, hardened bolts have the correct head markings. This is a set of 16 bolts that include correct stainless steel washers, just like original.

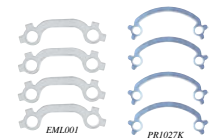
K0092	1965-67	big block	34.99 set
-------	---------	-----------	-----------



## 1968-75 Big Block Exhaust Manifold Bolts

Reproduction of the exhaust manifold bolts for big block engines from 1968-75. These are black, hardened bolts that feature the correct forged head, just like original. Set of 16 bolts.

14312	1968-75	big block	22.99 set
-------	---------	-----------	-----------



## 1958-84 Exhaust Manifold Bolt Locks

Beautiful reproduction of this commonly removed or discarded engine component. This item is necessary to help keep exhaust manifold bolts from backing out. A must for the true engine detailer. Set of 4 stainless steel. EML001 1958-64 small block... 17.99 set  
PR1161K 1965-84 small block... 17.99 set  
EML403 1958-65 348, 409... 17.99 set  
K0127K 1965-74 big block... 17.99 set



## 1971-78 SB Exhaust Manifold Bolt Set

Set of original type bolts to mount exhaust manifold. Set of 16 bolts and 16 washers.

K0168	1971-78	small block	32.99 set
-------	---------	-------------	-----------



## 1958-91 Exhaust Manifold Bolt Washer Set

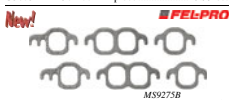
Reproduction stainless steel thick style exhaust manifold washers used on 1958-91 full size models. 12 piece set.

EMW001	1958-91	12 piece	12.99 set
--------	---------	----------	-----------



## 1971-77 Exhaust Manifold Rivet Set

Reproduction exhaust manifold heat stove rivet set for 1971-77 full size models with a small block V8 engine. Features original style rivets with the correct finish. G5073K 1971-77 4 piece..... 3.99 set



## 1957-86 Exhaust Manifold Gasket Set

High quality Fel-Pro exhaust manifold gasket set for 1958-86 Chevrolet V8 engines Built to exceed all original equipment specifications.

MS9275B	1957-86	small block	7.99 set
MS9908	1958-65	348, 409ci	8.99 set
MS90206	1965-77	BB, OE	11.99 set
MS90502	1965-77	BB, HD	18.99 set



## Oxygen Sensor Fitting

Well-in oxygen sensor fitting for all fuel injection systems. Fits TBI, TPI, CMMF, LTI, LSX, 5.0L, and most other oxygen sensors.

Important: This part requires welding for installation. Professional installation is recommended. 64056 universal ..... 9.99 ea

# Exhaust Components

## 1966-93 Replacement

### Smog Pump

These remanufactured smog pumps will replace the original exactly. Choose from 6 or 8 cylinder pumps. Classic Industries® offers the largest selection of smog parts anywhere! Pulley not included.

#### 6 Cylinder

11132A	1966	with power steering	191.99 ea
11132A	1966	w/o power steering	178.99 ea
11132A	1967	exc. 283, 327	191.99 ea

#### V8

11132A	1966-67	283 with AC, PS	191.99 ea
32262	1987-88	307 without AC	159.99 ea
32257	1987-88	307 with AC	144.99 ea
32257	1989-90	307	144.99 ea
32429	1987-88	350	147.99 ea
32431	1989-93	350	144.99 ea
11132A	1966-67	396, 427	191.99 ea

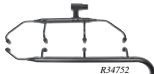


### 1966-68 Smog Pump Belt

Correct reproduction A.I.R. smog pump belts for 1966-68 Impala models. These unique reproduction belts are designed to offer an original factory style that includes the correct belt markings for an authentic and original reproduction.

B946B	1966	283, 327 without AC	33.99 ea
B947	1966	283, 327 with AC	28.99 ea
B948	1966	396, 427 without AC	34.99 ea
B949	1966	396, 427 with AC	29.99 ea
B964	1967	283, 327 without AC	33.99 ea
B965	1967	283, 327 with AC	28.99 ea
B966	1967	327 with TH400	28.99 ea
B967	1967	396, 427 without AC	34.99 ea
B968	1967	396, 427 with AC	29.99 ea
B969	1967	427 (L72)	34.99 ea
B984	1968	283, 327 without AC	33.99 ea
B985	1968	283, 327 with AC	28.99 ea
B986	1968	396, 427 without AC	34.99 ea
B987	1968	396, 427 with AC	29.99 ea
B988	1968	427 (L72)	34.99 ea

New!



### 1971-74 Smog Tubes

Also known as air injection reactor tubes (A.I.R. tubes), these reproduction smog tubes are manufactured from zinc-plated steel to factory specifications with correct bends and outlets and semi-gloss black finish. A correct threaded out head is installed for easy installation of the smog pump check valve.

R34751	1971-74	SB no AC	259.99 pr
R34752	1971-74	BB no AC	259.99 pr

### Oxygen Sensor Plug

Many headers for late model engines are equipped with an oxygen sensor bung in each header. When retrofitting a carburetor on late model engines, an oxygen sensor is not necessary. This plug seals the oxygen sensor bung on headers and exhaust manifolds. Made from trivalent chromium-plated steel with a M-18 thread size to fit most stainless headers.

222734	M-18 thread oxygen sensor plug	16.99 ea
--------	--------------------------------	----------



### 1967-68 Lower Smog Pump Bracket

Reproduction lower smog pump bracket for 1967-68 Impala and full size Chevrolet models equipped with a small block or big block.

SP10678	1967-68	small block	72.99 ea
SP10679	1967-68	big block	118.99 ea



### 1966-93 Smog Pump Bracket

Reproduction or Genuine GM smog pump bracket for 1969-93 models. Used to support the smog pump.

Reproduction	14314	1969-75	SB	49.99 ea
--------------	-------	---------	----	----------

Genuine GM	G5749	1991-93	5.0, 5.7	285.99 ea
------------	-------	---------	----------	-----------



### 1966-82 Smog Pump Hose Tower Clamp

Reproduction tower design smog pump hose clamp for 1966-82 vehicles. Featuring the correct 1-1/8" diameter size. Use as required.

0857	1966-82		3.99 ea
------	---------	--	---------



### 1966-96 Smog Check Valve

Reproduction smog pump check valve for 1966-96 Chevrolet full size models. This reproduction is designed to replace the existing valve and features an original black finish for cosmetic authenticity. This check valve mounts to the smog tubes on the exhaust manifolds. 1 or 2 required depending on vehicle. Sold individually. For use with 3/4" hose.

12562568	1966-96		16.99 ea
----------	---------	--	----------



### 1973-75 Air Injection Diverter Valve Tee

Air injection valve tee for 1973-75 full size models.

A12918	1973-75	all	.99 ea
--------	---------	-----	--------



### 1971-78 Air Injection Extension Tube

Reproduction A.I.R. extension tubes which fit in the exhaust manifold port under the main A.I.R. tube assembly.

E251	1971-78	small block	4.99 ea
------	---------	-------------	---------



### 1967-70 Air Injection Hoses

Sets include hoses to check valve on AIR tube. Correct lengths of thick-walled hoses to replace missing or cracked originals. Includes 4 correct tower hose clamps for mounting.

Note: \*Check valve style.

#### Complete Hose Sets

SH69	1969-70	SB	36.99 set
K0138	1969	BB	36.99 set
K0158	1970	BB	36.99 set

#### Hose Only

3889356	1967	396	37.99 ea
---------	------	-----	----------



### Air Injection Tube Eliminator Plug

Correct block-off plug used when converting currently produced exhaust manifolds with holes for air injection tubes back to pre-smog usage.

EMP330	all		1.99 ea
--------	-----	--	---------



### 1969-76 Smog Diverter Elbow

Reproduction diverter elbow for the smog pump. This is the OEM aluminum elbow that bolts to the smog pump, and the diverter valve mounts on the opposite side. For 1969-76 Chevrolet applications L56, L55, L78, L89, 302, 350, 396, and 454 engines.

14674	1969-76		44.99 ea
-------	---------	--	----------



### 1968-70 Smog Pump Pulley

Quality reproduction of the deep groove A.I.R. (air injection reactor) pump pulley for high-performance small block and big block models. Single groove, 5-3/4" o.d.

K1036	1968	396, 427, BB	79.99 ea
K1132	1969-70	with hi-per eng.	79.99 ea

### Warning Concerning Smog Pump Pulleys

Stock replacement, aftermarket stamped steel or cast iron pulleys are not designed to exceed 400 horsepower or 6000 RPM. Using reproduction pulleys on engines in excess of these limits may result in catastrophic disintegration of the pulley causing severe damage to the engine, cooling system and body parts. Classic Industries® assumes no liability for damages caused by improper usage of pulleys.

# Exhaust Components

**FLOWMASTER**



**USA 1959-64 Header Back Pipe Set**

Flowmaster performance 2-1/2" tailpipe set for 1959-64 Impala and full size Chevrolet models. This pre-bent pipe set is made with 16 gauge 409 stainless steel mandrel bent tubing and are designed to fit your vehicle perfectly with all the quality and performance that you would expect from a Flowmaster product. Mufflers sold separately.

*Important: Must be used with offset/offset (same side) mufflers or Flowmaster Huskpower mufflers.*

*Note: Shipped double oversize.*

F1055 1959-64 tailpipes..... 425.99 set

**FLOWMASTER**



**USA 1959-64 Header Back Pipe Set**

Flowmaster performance 2-1/2" mid-pipe set for 1959-64 Impala and full size Chevrolet models. This pre-bent pipe set is made with 16 gauge 409 stainless steel mandrel bent tubing and are designed to fit your vehicle perfectly with all the quality and performance that you would expect from a Flowmaster product. Mufflers sold separately.

*Important: Must be used with offset/offset (same side) mufflers or Flowmaster Huskpower mufflers.*

*Note: Shipped double oversize.*

*Emissions Note:* (N) Non-CARB compliant (not legal for emission controlled vehicles).

F17413 1959-64 mid-pipes..... 574.99 set



## Low-Line Lake Pipes... The Look is Back!

Get the retro look with a set of chrome lake pipes on your full size Chevrolet model. This look was popular in the late 1950's and early 1960's. When setup as a functional feature, it allowed the racer to unclog or "dump" the exhaust for increased exhaust flow when racing. The use of a cap was provided for quieter operation during street driving. It also provided the vehicle with a lower "lead sled" look. These pipes do not incorporate any silencing materials and are recommended for non-functional use only. Choose from three styles: slanted outlet without cap, triple outlet with caps or single outlet with cap. Available in three lengths to suit your needs. Chrome pipe measures 2" in diameter. Mounting clamps sold separately.

*Note: Shipped oversize.*

**Slant Outlet**

H1260 2" x 60"..... 314.99 pr  
H1270 2" x 70"..... 319.99 pr  
H1280 2" x 80"..... 328.99 pr

**Single Outlet with Caps**

H1263 2" x 60"..... 339.99 pr  
H1273 2" x 70"..... 385.99 pr  
H1283 2" x 80"..... 379.99 pr

**Triple Outlet with Caps**

H1284 2" x 60"..... 479.99 pr  
H1274 2" x 70"..... 499.99 pr  
H1264 2" x 80"..... 519.99 pr

**Chrome Mounting Clamps**

HPC200 2"..... 11.99 ea



## 1967-81 Manifold Down Pipes

Not all performance enthusiasts use collector style headers, so Pypes has designed 2-1/2" down pipes for log style, rear exit exhaust manifolds to fit your Pypes header back systems. These down pipes are made from 409 stainless steel and mandrel bent 16 gauge tube that fit directly onto factory cast iron manifolds, and slip into the header back systems. Manifold flanges are already installed.

*Note: Shipped double oversize.*

*Emissions Note:* (N) Non-CARB compliant (not legal for emission controlled vehicles).

**Big Block**

F1011 1967-81 2-1/2", 3 bolt..... 161.99 pr

**FLOWMASTER**



## Universal Balance Pipe Set

Flowmaster offers a pre-fabricated universal balance pipe set to ease the installation of a crossover pipe in a dual exhaust system. Set includes: T-pipe connectors, balance pipe, and clamps.

F15920 2-1/2"..... 109.99 set

**MF**



## Tru-X Pipe

MagnaFlow's stamped X-pipe incorporates a gentler inner radius that allows for better exhaust scavenging, noise cancellation and better balance between cylinder banks. With this design, power is increased while decibel levels are decreased.

*Note: For use on vehicle's with headers.*

**X-Pipe**

10781 2-1/2" dual in/out x 9.5" long 146.99 ea  
10782 3" dual in/out x 13.2" long..... 153.99 ea

**MF**



## Crossover Pipe

MagnaFlow's stainless steel Tru-X crossover pipe represents a significant leap forward in technology over traditional H-Pipes. The gentler radius allows for better exhaust gas scavenging and noise cancellation.

*Note: For use on vehicle's with stock exhaust manifolds.*

**Crossover**

10790 2-1/4" dual in/out x 12" long..... 131.99 ea  
10791 2-1/2" dual in/out x 12" long..... 131.99 ea  
10792 3" dual x in/out x 14" long..... 138.99 ea

**MF**



## Reversible Y-Pipe

The more gentle radius of this Y-pipes allow for better exhaust gas flow and for better balance between cylinder banks. The result is a significant increase in power and torque with a reduction in dB sound levels.

**Y-Pipe**

10748 2-1/2" single, 2" dual..... 77.99 ea  
10758 2-1/2" single, 2-1/4" dual..... 77.99 ea  
10768 2-1/2" single, 2-1/2" dual..... 77.99 ea  
10778 3" single, 2-1/2" dual..... 101.99 ea  
10798 3" pipe, 3" dual..... 79.99 ea

# Exhaust Components



## Replacement Style Steel Clamp

Correct replacement style clamps for most 1962-79 applications. Each clamp is listed as standard style or heavy-duty. Please check your applications carefully before ordering. Sold individually.

Standard		
35408	2" clamp	5/16" U-bolt..... 1.99 ea
35413	2-1/4" clamp	5/16" U-bolt..... 4.99 ea
Heavy-Duty		
35335	2" clamp	3/8" U-bolt..... 2.99 ea
35336	2-1/4" clamp	3/8" U-bolt..... 2.99 ea
35337	2-1/2" clamp	3/8" U-bolt..... 2.99 ea
35794	3" clamp	3/8" U-bolt..... 3.99 ea



## Stainless Steel Clamp

Stainless or plated exhaust clamps available for chambered or aluminum exhaust systems. Stainless or plated clamps offer long-lasting effectiveness over the original style non-coated clamps.

E240	2" clamp	stainless.....	13.99 ea
E241	2-1/4" clamp	stainless.....	17.99 ea
E242	2-1/2" clamp	stainless.....	24.99 ea
E243	2" clamp	plated.....	4.99 ea
E244	2-1/4" clamp	plated.....	4.99 ea
E245	2-1/2" clamp	plated.....	2.99 ea



## OEM Style Muffler Clamp

Correct replacement muffler clamps are designed to replace the factory originals. Each clamp includes hardware. Either 2" or 2-1/4" pipes.

Standard Clamp		
HC92	with 2"	..... 9.99 ea
HC93	with 2-1/4"	..... 9.99 ea
Gullotine Clamp		
HC94	with 2"	..... 8.99 ea
HC95	with 2-1/4"	..... 10.99 ea

**EXCESS New!**

## Stainless Steel Band Clamp

Pyrex stainless steel band clamp make installing and removing exhaust pipes a breeze. The band clamp is perfect for securing slip fit style joints and exhaust tips. Manufactured from 304 stainless steel and made in the USA.

**Note:** During installation and tightening, make sure the center "I" on the bolt is slid onto the shoulder of the bolt. If not, it will crack and become unusable.

A7400140 2-1/2" diameter x 1" wide... 10.99 ea

**EXCESS New!**

## Stainless Steel Band Clamp Butt Connector

Pyrex stainless steel band clamp butt connectors make installing and removing exhaust pipes a breeze. The butt connectors are a unique heavy-duty clamp that will support 2 butt connected pipes as good as being welded together. Manufactured from 304 stainless steel and made in the USA.

A7400141 2-1/2" diameter x 3" wide... 30.99 ea  
A7400142 3" diameter x 3" wide... 40.99 ea



## 1958-69 Exhaust Flange

Replacement exhaust flange for various 1958-69 full size models.

31802	1958-64	6 cylinder.....	6.99 ea
E246	1967-69	small block.....	8.99 ea
E247	1967-69	big block.....	11.99 ea



## 1958-76 Exhaust Hanger

When it comes to a variety of exhaust hangers, Classic Industries® has the best selection! Choose from a large variety of original style brackets. See the listing below for current availability.

**Note:** \*Dual exhaust.

35458	1958-64	6 cyl	rear tailpipe.....	6.99 ea
35525	1969-73	6 cyl	muffler support	10.99 ea
35458	1958-64	8 cyl	rear tailpipe.....	6.99 ea
35210	1965-76	6 cyl	rear tailpipe.....	8.99 ea
35525	1969	327	muffler support	10.99 ea
35525	1969	283 327	muffler support	10.99 ea
35525	1969	327	muffler support	10.99 ea
35525	1969	327	muffler support	10.99 ea
35525	1969	396 427	muffler support	10.99 ea
35525	1970-74	350 400	muffler support	10.99 ea
35525	1970-73	454	muffler support	10.99 ea
35183	1971-74	350 400	tailpipe wagon	9.99 ea

**New!**



## 1958-66 Exhaust Flange Gasket

This is a very important and often forgotten item. Exhaust flange is between the head pipe and the exhaust manifold. If this is blown out or missing you can risk allowing cool air in, which can crack a valve. TF700371 1958-66 2-1/2" ..... 9.99 ea



## 1958-87 Exhaust Pipe Packing Gasket

Reproduction heat resistant gasket installs between the head pipe and exhaust manifold outlet. Measures: 2" i.d. Fits 2" outlet exhaust manifolds.

31400 1958-87 2" ..... 2.99 ea



## 1975-76 Muffler Support Bracket

Correct replacement muffler support brackets designed to replace the original missing or broken brackets.

EB35181	1975-76	350	.....	3.99 ea
EB35181	1975-76	400	.....	3.99 ea
EB35181	1975-76	454	.....	3.99 ea
35182	1975-76	insulator	.....	3.99 ea

## Tailpipe Expander

Used to remove clamp grooves and round out crushed or bent exhaust pipes to ensure a tight fit, eliminating exhaust leaks. The Hex end allows the use of a combination wrench to remove clamp grooves or small imperfections, or an impact wrench to expand pipes. Imperfections are forced outward rather than forward, eliminating possible damage to component parts. No holding fixture is necessary.

X3442 1-13/16" to 2-1/2" pipes..... 44.99 ea

## Exhaust Repair Kit

Complete Permatex exhaust repair kit for repairing cracks and splits in mufflers tailpipes and exhaust pipes. Withstands temperatures over 1000 degrees F. The kit contains ready to use foil packed bandage and support wire.

S80334 ..... 4.99 ea

# Mufflers

**WALKER**



21314

## 1958-90 Full Size Chevrolet Muffler

Replacement muffler designed for all 1958-90 full size Chevrolet models. Each muffler will replace the original muffler exactly. For use with original style exhaust system.

21314	1958-64	27" x 8"	67.99 ea
21784	1965-69	9-3/4" x 25-1/4"	47.99 ea
21871	1982-90	9-3/4" x 23"	97.99 ea

**FLOWMASTER**



F42583

## Transverse 80 Series Muffler

The 80 Series is designed for applications where the muffler must be mounted transversely (cross flow) behind the rear end. It provides an aggressive muscle car sound both inside and outside the vehicle. A replacement for early and late model Camaro models. Constructed of 16 gauge aluminumized steel and fully MIG welded for maximum durability.

### Center Inlet/Center Outlet

F42582 2-1/2" 4" x 9.75" x 24" ... 223.99 ea

Single Inlet/Dual Outlet

F42583 2-1/2" 4" x 9.75" x 21" ... 160.99 ea

F43083 3/2-1/2" 4" x 9.75" x 21" ... 165.99 ea

**FLOWMASTER**



F12018409

F12518304

## Super HP-2 Muffler

Designed for street rods, customs and vehicles where undercarriage space is tight, the Flowmaster Super HP-2 provides the exhaust performance you need in a compact package that fits wherever you need it. The Super HP-2 has a moderate tone with the appearance, durability, and sound control to suit daily drivers, weekend cruisers, and world-class show vehicles. Available with a 409S stainless steel case or polishable 304S stainless steel case in sizes from 2", 2-1/4", and 2-1/2". Made in USA.

### 409S Stainless Steel Case

F12012409 2" 4" x 5" x 12" ... 160.99 ea

F12018409 2" 4" x 5" x 18" ... 199.99 ea

F12412409 2-1/4" 4" x 5" x 12" ... 160.99 ea

F12418409 2-1/4" 4" x 5" x 18" ... 199.99 ea

F12512409 2-1/2" 4" x 5" x 12" ... 160.99 ea

F12518409 2-1/2" 4" x 5" x 18" ... 199.99 ea

### 304S Polishable Stainless Steel Case

F12512304 2-1/2" 4" x 5" x 12" ... 199.99 ea

F12518304 2-1/2" 4" x 5" x 18" ... 247.99 ea

**FLOWMASTER**



F842515

## Super 10 Series Muffler

Looking for the most aggressive sound available? Flowmaster's new Super 10 series mufflers are so aggressive, they aren't recommended for street driven vehicles. Best suited to racing applications, these feature the new Delta Flow performance technology used in the highly popular Super 40 and Super 44 series Flowmaster mufflers. Manufactured from durable 409S stainless steel for long-life and offered in a variety of configurations. Backed by a limited lifetime manufacturer's warranty, these short, single chamber mufflers deliver the closest thing to open pipe sound possible. If you want high impact sound, the Super 10 series mufflers are the answer. Measures: 6-1/2" x 9-1/2" x 4".

Note: These mufflers are recommended for off-highway use, not for street driven vehicles.

F842515 2-1/2" center in/center out 99.99 ea

F8425152 2-1/2"/2-1/4" center in/dual out... 99.99 ea

F842518 2-1/2" offset in/offset out 99.99 ea

F843015 3" center in/center out 99.99 ea

F8430152 3/2-1/2" center in/dual out... 99.99 ea

**MF**



11224



114326



114329

## 4" x 9" Oval Muffler

Magnaflow's wide open performance mufflers outflow OEM chamber style mufflers by as much as 167%! This reduces engine heat and back pressure and improves exhaust scavenging from the combustion chamber. Magnaflow minimizes the power robbing effects of the OEM system to restore torque and horsepower to the engine. Magnaflow is the straight through, wide open performance muffler with a smooth, deep tone. These mufflers offer a reversible inlet/outlet design.

### Stainless Steel Muffler

11224 14" 2" inlet/outlet... 116.99 ea

11225 14" 2-1/4" inlet/outlet... 116.99 ea

11226 14" 2-1/2" inlet/outlet... 116.99 ea

11229 14" 3" inlet/outlet... 130.99 ea

### Polished Stainless Steel Muffler

114325 14" 2-1/4" inlet/outlet... 154.99 ea

114326 14" 2-1/2" inlet/outlet... 154.99 ea

114329 14" 3" inlet/outlet... 169.99 ea

**MF**



12214



12266

USA

## 5" x 8" Oval Case Muffler

Magnaflow's wide open performance mufflers outflow OEM chamber style mufflers by as much as 167%! This reduces engine heat and back pressure and improves exhaust scavenging from the combustion chamber. Magnaflow minimizes the power robbing effects of the OEM system to restore torque and horsepower to the engine. Magnaflow is the straight through, wide open performance muffler with a smooth, deep tone. Made in USA.

### Stainless Steel Mufflers

#### Center Inlet/Center Outlet

12214 14" 2" ... 116.99 ea

12215 14" 2-1/4" ... 116.99 ea

12216 14" 2-1/2" ... 116.99 ea

12219 14" 3" ... 130.99 ea

#### Center Inlet/Offset Outlet

12224 14" 2" ... 109.99 ea

12225 14" 2-1/4" ... 116.99 ea

12226 14" 2-1/2" ... 116.99 ea

12229 14" 3" ... 130.99 ea

#### Offset Inlet/Dual Outlet

12266 18" 2-1/2"/2-1/4" ... 158.99 ea

12265 18" 2-1/2"/2-1/2" ... 163.99 ea

12267 18" 3/2-1/2" ... 164.99 ea

### Polished Stainless Steel Mufflers

#### Center Inlet/Center Outlet

14216 14" 2" ... 156.99 ea

14151 14" 3-1/2" ... 196.99 ea

14153 14" 4" ... 206.99 ea

#### Offset Inlet/Dual Outlet

14266 18" 2-1/2"/2-1/4" ... 219.99 ea

#### Center Inlet/Offset Outlet

14226 14" 2-1/2" ... 156.99 ea

14229 14" 3" ... 170.99 ea

#### Offset Inlet/Offset Outlet

14235 14" 2-1/4" ... 156.99 ea

14236 14" 2-1/2" ... 156.99 ea

14239 14" 3" ... 170.99 ea

**MF**



14416

## Circular Muffler

Magnaflow circular case mufflers. Available in 2 sizes and regular or mirror finish stainless steel. Made in USA.

### Stainless Steel Mufflers

4" x 4" Mufflers

10416 14" 2-1/2" ... 98.99 ea

5" x 5" Mufflers

12866 14" 2-1/2" ... 135.99 ea

12867 14" 3" ... 144.99 ea

### Polished Stainless Steel Mufflers

#### 4" x 4" Mufflers

14416 14" 2-1/2" ... 113.99 ea

14419 14" 3" ... 121.99 ea

#### 5" x 5" Mufflers

14867 14" 3" ... 169.99 ea



# Mufflers



## 40 Series — Original Flowmaster Tone

This is the most "aggressive" sounding street/strip muffler that Flowmaster offers. If you're looking for attention, this one will get you noticed. The standard 40 series has an "aggressive rumble" and will generally resonate inside the vehicle around 1800-2000 RPM's, and again at 2400-2600 RPM's. Constructed of 16 gauge aluminumized steel and fully MIG welded for maximum durability.

<b>Offset Inlet/Center Outlet</b>	
F42441 2-1/4".....	99.99 ea
F42541 2-1/2".....	99.99 ea
<b>Center Inlet/Offset Outlet</b>	
F42442 2-1/4".....	133.99 ea
F42542 2-1/2".....	133.99 ea
<b>Center Inlet/Offset Outlet</b>	
F42443 2-1/4".....	99.99 ea
F42543 2-1/2".....	99.99 ea
<b>Center Inlet/Dual Outlet</b>	
F430402 3" 7/2-1/2".....	99.99 ea



## Super 40 Series Muffler

The Super 40 gives you a deeper tone that retains our classic 40 Series sound and feel. Increased flow path radius for optimum internal flow using the latest in Delta Flow technology. Flowmaster state-of-the-art robot assembly technology assures a product that exceeds OEM auto manufacturers' specifications. To achieve such critical quality, Flowmaster performs extensive R&D at the track and in-house with our own engine and chassis Dyno facilities. Flowmaster Super 40 is aluminumized, black in color and is the most aggressive, deepest sounding street two chamber muffler they've ever built. Enjoy some American Thunder today!

<b>Center Inlet/Center Outlet</b>	
F952445 2-1/4".....	133.99 ea
F952545 2-1/2".....	133.99 ea
F953045 3".....	133.99 ea
<b>Offset Inlet/Center Outlet</b>	
F952446 2-1/4".....	133.99 ea
F952546 2-1/2".....	133.99 ea
F953046 3".....	133.99 ea
<b>Center Inlet/Offset Outlet</b>	
F952447 2-1/4".....	133.99 ea
F952547 2-1/2".....	133.99 ea
F953047 3".....	133.99 ea
<b>Offset Inlet/Offset Outlet</b>	
F952448 2-1/4".....	134.99 ea
F952548 2-1/2".....	133.99 ea
F953048 3".....	133.99 ea



## Delta Flow 40 Muffler

This 2 chamber design incorporates Flowmasters patented "Delta Flow" technology. The "Delta" deflectors result in increased scavenging for better performance and reduced interior resonance over the standard 40 series with a nice growl outside the vehicle. Sounds great on late model performance vehicles with catalytic converters. Constructed of 16 gauge steel and fully MIG welded for maximum durability.

<b>Offset Inlet/Center Outlet</b>	
F842541 2-1/2".....	154.99 ea
F843041 3".....	154.99 ea
<b>Center Inlet/Offset Outlet</b>	
<b>Offset Inlet/Offset Outlet</b>	
F842543 2-1/2".....	154.99 ea



## Super 44 Delta Flow Muffler

The Super 44 is the most aggressive, deepest toned street and strip muffler Flowmaster has ever made! The Super 44's offer maximum performance, an improved flow path radius, and generates more torque and more power than ever before! If you really want to hear your exhaust system inside as well as outside, the Super 44 is for you!


<b>Center Inlet/Center Outlet</b>	
P942445 2-1/4".....	113.99 ea
P942545 2-1/2".....	113.99 ea
P943045 3".....	113.99 ea
<b>Offset Inlet/Center Outlet</b>	
P942446 2-1/4".....	113.99 ea
P942546 2-1/2".....	113.99 ea
P943046 3".....	113.99 ea
<b>Center Inlet/Offset Outlet</b>	
P942447 2-1/4".....	113.99 ea
P942547 2-1/2".....	113.99 ea
P943047 3".....	113.99 ea
<b>Offset Inlet/Offset Outlet</b>	
P942448 2-1/4".....	113.99 ea
P942548 2-1/2".....	113.99 ea
P943048 3".....	113.99 ea
<b>Center Inlet/Dual Outlet</b>	
P9430452 3".....	113.99 ea



## 50 Series Muffler

The SUV/Performance muffler is a larger version of Flowmasters 50 Series Delta Flow muffler and is specially designed for trucks, light SUVs and high horsepower vehicles. The larger H-chamber reduces interior resonance to a minimum. Constructed of 16 gauge aluminumized steel and fully MIG welded for maximum durability.

<b>Center Inlet/Center Outlet</b>	
F52555 2-1/2".....	185.99 ea
F53055 3".....	185.99 ea
<b>Offset Inlet/Center Outlet</b>	
F52556 2-1/2".....	185.99 ea
F53056 3".....	185.99 ea
<b>Center Inlet/Offset Outlet</b>	
F52557 2-1/2".....	185.99 ea
F53057 3".....	185.99 ea
<b>Offset Inlet/Offset Outlet</b>	
F52558 2-1/2".....	185.99 ea
F53058 3".....	185.99 ea



## Delta Flow 50 Series

This is the latest design of the 50 series muffler that utilizes Flowmasters patented "Delta Flow" technology along with an "H-Chamber" to eliminate most all interior resonance and still have that famous Flowmaster sound outside the vehicle. Constructed of 16 gauge steel and fully MIG welded for maximum durability.

<b>Offset Inlet/Center Outlet</b>	
F842451 2-1/4".....	175.99 ea
F842551 2-1/2".....	175.99 ea
F843051 3".....	175.99 ea
<b>Center Inlet/Offset Outlet</b>	
F842452 2-1/4".....	169.99 ea
<b>Offset Inlet/Offset Outlet</b>	
F842453 2-1/4".....	175.99 ea
F842553 2-1/2".....	175.99 ea



## Muffler Heat Shield

Formed aluminum heat shield designed to mount on muffler for added protection in reducing heat radiated from mufflers and reducing interior noise. Attaches easily with included straps. Fits 5" x 10" x 17" mufflers. F51017 ..... 47.99 ea

# Mufflers



H3010

## The Sound of the Fabulous Fifties!

The world's oldest performance muffler, a Smythy's glasspack is now available for your full size Chevrolet models! Get the muffler your dad used to impress his friends, and yes, it's still guaranteed not to blow out or leak. Double end cap construction and 3-1/2" hammer-tone finished cases assure the original Smythy look. A great tone for your fifties or sixties sled.

H3010 2" inlet, 2" outlet, 22" long ..... 92.99 ea  
H3011 2" inlet, 2" outlet, 26" long ..... 94.99 ea  
H3012 2" inlet, 2" outlet, 30" long ..... 106.99 ea



24214

## Glasspack Muffler

Thrussh mufflers have a straight through, smooth flowing, perforated center tube design for maximum flow and power. Made of a heavy gauge shell for durability. Feature expandable bushings for custom applications. Enjoy the unmistakable sound of a Thrussh glasspack muffler today.

Note: Dimensions are overall length x shell length x shell diameter.

24200 2" 25" x 20" x 3-1/2" ..... 36.99 ea  
24202 2" 27" x 22" x 3-1/2" ..... 36.99 ea  
24204 2" 31" x 26" x 3-1/2" ..... 36.99 ea  
24201 2-1/4" 25" x 20" x 3-1/2" ..... 36.99 ea  
24203 2-1/4" 27" x 22" x 3-1/2" ..... 36.99 ea  
24205 2-1/4" 31" x 26" x 3-1/2" ..... 28.99 ea  
24214 2-1/2" 28" x 23" x 4" ..... 36.99 ea



18124



18125

## Glasspack Muffler

Magnaflow Glass Pack mufflers feature a free flowing, straight through perforated core, and Rockwool acoustical packing material to deliver a smooth, deep tone to ensure long-life and no sound degradation over time. Available in sizes from 2"-3" diameter. Made in USA.

18124 2" 22" x 18" x 3-1/2" ..... 47.99 ea  
18134 2" 26" x 22" x 3-1/2" ..... 49.99 ea  
18144 2" 30" x 26" x 3-1/2" ..... 52.99 ea  
18125 2-1/4" 22" x 18" x 3-1/2" ..... 46.99 ea  
18135 2-1/4" 26" x 22" x 3-1/2" ..... 49.99 ea  
18145 2-1/4" 30" x 26" x 3-1/2" ..... 52.99 ea  
18146 2-1/5" 30" x 26" x 4" ..... 58.99 ea  
18129 3" 22" x 18" x 4" ..... 67.99 ea



50051

## Universal Fit Raptor Muffler

Flowtech's new Raptor Turbo performance muffler features a unique sound rib case design and aluminumized, leak seal construction. Low restriction, reduces back pressure and increases performance. Dimensions 13" x 10" x 4-1/2" with offset-inlet/center-outlet.

50050 2" ..... 47.99 ea  
50051 2-1/4" ..... 47.99 ea  
50052 2-1/2" ..... 47.99 ea



17730



17734



17747

## Universal Super Turbo Muffler

Exclusive patented flow directors channel exhaust flow and eliminate turbulence, larger diameter internal tubes for maximum flow, along with fiberglass matting that delivers a mellow, true performance sound. All aluminumized materials, double wrapped and arc welded for longer life and sharper appearance. All universal mufflers are reversible for custom installation.

Imports: Sport model from 2" to 2-1/2" measures: 4" x 9-3/4" x 18-1/2" and 3" measures: 4" x 9-3/4" x 20". Street model measures: 4" x 9-3/4" x 25-1/2".

### Sport

17730 2" inlet offset/center outlet ..... 69.99 ea  
17736 2" inlet offset/center outlet ..... 79.99 ea  
17731 2-1/4" inlet offset/center outlet ..... 64.99 ea  
17732 2-1/4" inlet offset/center outlet ..... 69.99 ea  
17733 2-1/2" inlet offset/center outlet ..... 62.99 ea  
17734 2-1/2" inlet offset/offset outlet ..... 69.99 ea  
17797 2-3/4" inlet offset/center outlet ..... 101.99 ea  
17744 3" inlet offset/center outlet ..... 50.99 ea  
17743 3" inlet offset/offset outlet ..... 65.99 ea

### Street

17747 2-1/4" inlet center/offset outlet ..... 76.99 ea  
17748 2-1/2" inlet center/offset outlet ..... 99.99 ea  
17749 2-1/2" inlet offset/offset outlet ..... 114.99 ea  
17758 2-1/2" inlet center/offset dual outlet ..... 99.99 ea



13252C

## Screamer Twintronic Muffler

With the success of QTP's electric cutoff they took it to the next level. A dual mode muffler with a single inlet with a dual outlet. One outlet is a straight pipe with a valve at the end on a 360 degree floating flange for total adjust ability. When the valve is open you get the loud and free flowing exhaust system. Close the valve and the exhaust gases are diverted through the muffled section to get the quiet mild mannered sound. This is the only system out there that can give you exactly what you want. Other systems that make the power are loud and drone all the time which gets old. Other systems are on the quieter side, which lacks the power. With all the noise restrictions coming out The Screamer is the only system that gets you the power and sound you desire! All systems are stainless steel for clean look and made in the USA.

### The Screamer


2-1/2" Valve  
13252C universal 10" short case ..... 409.62 ea  
13250C universal 13-1/2" case ..... 427.87 ea  
3" Valve  
13302C universal 10" short case ..... 415.50 ea  
13300C universal 13-1/2" case ..... 436.85 ea

### Reverse Internals Screamer

2-1/2" Valve  
13253C universal 10" short case ..... 409.62 ea  
13251C universal 13-1/2" case ..... 427.87 ea  
3" Valve  
13303C universal 10" short case ..... 415.50 ea  
13301C universal 13-1/2" case ..... 436.85 ea

## Keep Cool! Reflect Radiant Heat!

The Muffler/Catalytic Converter Heat Shield™ is made up of woven silica with a flexible mylar finish. The highly reflective heat shield can be installed between the catalytic converter, muffler, or any other component to reflect radiant heat away from the undercarriage of the vehicle. Kit includes one 24" x 40" Mylar heat shield and all necessary fasteners.



TT1007 muffler heat shield ..... 76.99 ea

## Muffler & Tailpipe Repair

Putty and sealer seals holes and leaks in mufflers, tailpipes, and around joints. Makes new installation more secure. Resists temperatures up to 2000 degrees F. Epoxy impregnated fiberglass bandage chemically welds mufflers and tailpipes. Great for mufflers, tailpipes, joints, and catalytic converters.



S80335 sealer 3 oz. tube ..... 2.99 ea  
S80333 putty 4 oz. pouches ..... 4.99 ea  
S80331 bandage 84 sq. in. .... 4.99 ea

# Mufflers



New!



New!



**Street Pro**

P1021



**Race Pro**

P1030



**Violator**

P1038

## 409 Stainless Muffler



Pypes Street Pro mufflers are chambered to maintain rich sound without resonance, Sound Rating = 7.0-7.5/10. When it comes to flow, you just can't get anything better than our Race Pro Muffler. Race Pro mufflers have a straight through design, Sound Rating = 7.0/10. Violator mufflers have an internal lowered tube with mini sound deflector chambers, making it flow like a straight through muffler but with the sound of a chambered muffler, Sound Rating = 9.0/10. Each muffler case measures: 4" x 9" x 14".

### Street Pro Mufflers

#### Offset In/Offset Offset Out

409 Stainless Steel		
P1021	2-1/2"	95.99 ea
P1023	3"	95.99 ea

#### Offset In/Center Out

409 Stainless Steel		
P1022	2.5"	95.99 ea

### Race Pro Mufflers

#### Offset In/Offset Offset Out

409 Stainless Steel		
P1029	2-1/2"	95.99 ea
P1031	3"	95.99 ea

#### Offset In/Center Out

409 Stainless Steel		
P1030	2-1/2"	95.99 ea

### Violator Mufflers

#### Offset In/Offset Offset Out

409 Stainless Steel		
P1038	2-1/2"	95.99 ea
P1040	3"	95.99 ea


#### Offset In/Center Out

409 Stainless Steel		
P1039	2-1/2"	95.99 ea



**Muffler With Attitude**

BM0114



BM0101



BM0105



## MWA High Performance Muffler



The Gibson MWA Muffler delivers maximum sound and the best muffler flow period! This straight-thru design promotes exhaust gases to flow at the highest rates flowing only 3 cm less than a 3' straight pipe, improving power potential while keeping interior drone to a minimum. The MWA muffler has no internal packing or weak baffles, allowing it to maintain a lightweight design with a unique and powerful sound. The MWA muffler is made in the USA and is constructed of high-quality stainless steel. When its time to make your Hot Rod or Sport Truck sound and perform as good as it looks, there is no other choice than Gibson's MWA, "Muffler With Attitude".

### Race Muffler

#### 5" x 10" Round Body

Center In/Center Out		
BM0113	2-1/2"	99.99 ea
BM0114	3"	99.99 ea

### High Performance Muffler

#### 4" x 9" x 14" Oval Body

<b>Offset In/Center Out</b>		
BM0100	2-1/4"	99.99 ea
BM0101	2-1/2"	99.99 ea
BM0102	3"	99.99 ea
<b>Offset In/Offset Out</b>		
BM0103	2-1/4"	99.99 ea
BM0104	2-1/2"	99.99 ea
BM0105	3"	99.99 ea
<b>Center In/Center Out</b>		
BM0106	2-1/4"	99.99 ea
BM0107	2-1/2"	99.99 ea
BM0108	3"	99.99 ea
<b>Center In/Dual Out</b>		
BM0109	3" inlet, two 2-1/2" outlet	101.99 ea
BM0110	3" inlet, two 3" outlet	101.99 ea

<b>Dual In/Dual Out</b>		
BM0111	2-1/2"	129.99 ea
BM0112	3"	129.99 ea



55122S detail view

4" x 9" x 13"



55142S

4" x 9" x 18"



55162S



## CFT Superflow Muffler



Gibson's CFT Superflow muffler with Convergent Flow Technology actually tunes your exhaust by using resonance chambers, directional lowered tuning ports and angular induction to draw exhaust gases into the muffler and expel it at a higher velocity. The result is a muffler that doesn't have packing to wear out, yet delivers more power and a performance sound. This muffler features a chambered and lowered core, to ensure no sound degradation overtime, and fully welded solid internal construction. This result delivers more power with a deep tone.

### 4" x 9" x 13" Oval Body

Center In/Center Out		
55111S	2-1/4"	139.99 ea
55112S	2-1/2"	139.99 ea
55113S	3"	139.99 ea

### Center In/Offset Out

55121S	2-1/4"	139.99 ea
55122S	2-1/2"	139.99 ea
55123S	3"	139.99 ea

### Offset In/Offset Out

55131S	2-1/4"	139.99 ea
55132S	2-1/2"	139.99 ea
55134S	3"	139.99 ea

### Offset In/Center Out

55141S	2-1/4"	139.99 ea
55142S	2-1/2"	139.99 ea
55143S	3"	139.99 ea

### 4" x 9" x 18" Oval Body

Center In/Center Out		
55151S	2-1/4"	149.99 ea
55152S	2-1/2"	149.99 ea
55153S	3"	149.99 ea

### Center In/Offset Out

55161S	2-1/4"	149.99 ea
55162S	2-1/2"	149.99 ea
55163S	3"	149.99 ea

### Offset In/Offset Out

55171S	2-1/4"	149.99 ea
55172S	2-1/2"	149.99 ea
55173S	3"	149.99 ea

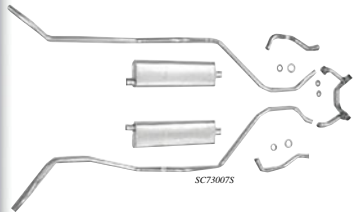
### Offset In/Center Out

55191S	2-1/4"	149.99 ea
55192S	2-1/2"	149.99 ea
55193S	3"	149.99 ea

### Center In/Dual Out

55187S	2-1/4" in, two 2-1/4" outlet	149.99 ea
55189S	3" inlet, two 2-1/2" outlet	149.99 ea
Dual In/Dual Out		
55106S	2-1/2"	156.99 ea

# Original Style Exhaust Systems



## 1958-66 Original Style Exhaust System — Stainless Steel

OE style replacement exhaust systems for all 1958-66 full size Chevrolet models. Manufactured in 304 grade stainless steel, each replacement exhaust system is designed to closely duplicate and replace the original system. All systems feature as original notched tip tailpipes and all exhaust systems are mandrel bent for improved performance and exhaust flow. Each system includes header pipes and 2 header pipe flange gaskets as required.

Note: Special shipping charges apply.

Part No.	Year	Description	Price
SC73041S	1958	6 cylinder single exhaust	899.99 set
SC73042S	1958	8 cylinder 283 single exhaust	1099.99 set
SC73007S	1958	8 cylinder 283 dual exhaust	1899.99 set
SC73010S	1958	8 cylinder 348 dual exhaust exc high-perf	1899.99 set
SC73004S	1959	6 cylinder single exhaust	899.99 set
SC73021S	1959	6 cylinder stat wag, El Cam, single exhaust	899.99 set
SC73001S	1959	8 cylinder 283 single exhaust	1099.99 set
SC73022S	1959	8 cylinder 283 stat wag, El Cam, single exh	1199.99 set
SC73002S	1959	8 cylinder 283 dual exhaust	1699.99 set
SC73024S	1959	8 cylinder 283 stat wag, El Cam, dual exh	1699.99 set
SC73011S	1959	8 cylinder 348 dual exh exc high-perf	1699.99 set
SC73023S	1959	8 cyl 348 stat wag, El Cam, dual exh exc HP	1749.99 set
SC73013S	1959	8 cylinder 348 dual exh with high-perf	2049.99 set
SC73025S	1959	8 cyl 348 stat wag, El Cam, dual exh w/HP	2199.99 set
SC73005S	1960-61	8 cylinder 348 dual exhaust	1599.99 set
SC73034S	1960-61	8 cyl 348 stat wag, El Camino, dual exh	1599.99 set
SC73008S	1960-62	6 cylinder single exhaust	799.99 set
SC73038S	1960-62	6 cylinder stat wag, El Cam, single exh	799.99 set
SC73000S	1960-64	348/409 dual 2 1/2" exhaust	2099.99 set
SC73025S	1959	8 cyl 348 stat wag, El Cam, dual exh w/HP	2199.99 set
SC73006S	1960-64	8 cylinder 283 single exh	999.99 set
SC73039S	1960-64	SW, El Camino, 283, single exhaust	999.99 set
SC73003S	1960-64	283 and 327 dual exhaust exc high-perf	1599.99 set
SC73033S	1960-64	283/327 stat wag, El Cam, dual exh exc HP	1599.99 set
SC73014S	1962-64	327 dual exhaust with high-perf	2099.99 set
SC7306S	1962-64	327 stat wag dual exh with high-perf	1799.99 set
SC73009S	1963-64	6 cylinder single exh	799.99 set
SC73040S	1963-64	6 cylinder stat wag single exh	799.99 set
SC73015S	1963-64	409 2-4 barrel with cast iron headers	2099.99 set
SC73037S	1963-64	409 2-4 barrel stat wag w/cast iron headers	1799.99 set
SC73027S	1965-66	8 cylinder 283 and 327 dual exh	2349.99 set
SC73028S	1965-66	8 cylinder 396 and 427 dual exh	2299.99 set

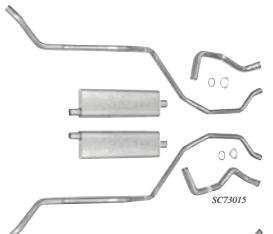


## 1961-64 Impala Performance Exhaust

Magnaflow crossmember back performance exhaust system. Made from 2-1/2" mandrel bent stainless steel with a 3" o.d. tip size, dual rear exit. Has a smooth, deep tone, easy-to-install, built to last. Fits 235, 283, 348, 350, and 427 cid.

Note: Shipped double oversize.

A6716724	1961-64		1039.99 ea
----------	---------	--	------------



## 1958-66 Original Style Exhaust System — Aluminized

Original style aluminized exhaust systems for 1958-66 full size Chevrolet models. These original style exhaust systems are manufactured in heavy 16 gauge aluminized steel (mufflers aluminized inside and out). All systems feature as-original notched tip tailpipes and all exhaust systems are mandrel bent for improved performance and exhaust flow. Each system includes the exhaust header pipes and 2 header pipe flange gaskets as required.

Note: Special shipping charges apply.

Part No.	Year	Description	Price
SC73041	1958	6 cylinder single exh	394.99 set
SC73042	1958	8 cylinder 283 single exh	449.99 set
SC73007	1958	8 cylinder 283 dual exh	799.99 set
SC73010	1958	8 cylinder 348 dual exh exc high-perf	799.99 set
SC73004	1959	6 cylinder single exh	394.99 set
SC73021	1959	6 cylinder stat wag, El Cam, single exh	394.99 set
SC73001	1959	8 cylinder 283 single exh	449.99 set
SC73022	1959	8 cylinder 283 stat wag, El Cam, single exh	449.99 set
SC73002	1959	8 cylinder 283 dual exh	749.99 set
SC73024	1959	8 cylinder 283 stat wag, El Cam, dual exh	749.99 set
SC73011	1959	8 cylinder 348 dual exh exc high-perf	749.99 set
SC73023	1959	8 cyl 348 stat wag, El Cam, dual exh HP	749.99 set
SC73013	1959	8 cylinder 348 dual exh with high-perf	749.99 set
SC73025	1959	8 cyl 348 stat wag, El Cam, dual exh w/HP	849.99 set
SC73005	1960-61	8 cylinder 348 dual exh	699.99 set
SC73034	1960-61	8 cylinder 348 stat wag, El Cam, dual exh	699.99 set
SC73008	1960-62	6 cylinder single exh	394.99 set
SC73038	1960-62	6 cylinder stat wag, El Cam, single exh	394.99 set
SC73000	1960-64	348/409 dual 2 1/2" exh	784.99 set
SC73035	1960-64	stat wag, El Cam, low HP 348/409 dual exh	689.99 set
SC73006	1960-64	8 cylinder 283 single exh	424.99 set
SC73039	1960-64	stat wag, El Cam, 283, single exh	424.99 set
SC73003	1960-64	283 and 327 dual exh exc high-perf	699.99 set
SC73033	1960-64	283/327 stat wag, El Cam dual exh exc HP	699.99 set
SC73014	1962-64	327 dual exh with high-perf	784.99 set
SC73036	1962-64	327 stat wag dual exh with high-perf	689.99 set
SC73009	1963-64	6 cylinder single exh	394.99 set
SC73040	1963-64	6 cylinder stat wag single exh	394.99 set
SC73015	1963-64	409 2-4 barrel with cast iron headers	784.99 set
SC73037	1963-64	409 2-4 barrel stat wag w/cast iron headers	674.99 set
SC73027	1965-66	8 cylinder 283 and 327 dual exh	749.99 set
SC73028	1965-66	8 cylinder 396 and 427 dual exh	729.99 set

# Aftermarket Exhaust Systems



## 1965-96 Header Back System with X-Pipe



Fabricated using 16 gauge, mandrel bent stainless steel pipe ensures maximum exhaust gas flow which will boost horsepower. This system features a Siamese designed X-pipe, a pair of Street Pros mufflers for 1965-69 or Race Pros mufflers for 1994-96, tailpipes, cad-plated clamps, and hangers. The combination of the crossover and the mufflers deliver a perfect balance of sound and performance. 2-1/2" header back system with X-pipe.

**Important:** If using stock, cast iron manifolds, add a set of down pipes to connect your original manifolds to the header back system.

**Note:** Shipped double oversize.

P1007	1965-69	Street Pros mufflers	561.99 set
P1009	1994-96	Race Pros mufflers	834.99 set



## 1965-69 Header Back System with X-Change



Pipes has designed a 2-1/2" header back dual exhaust systems for 1965-69 V8 models. Fabricated using 16 gauge, mandrel-bent aluminumized steel pipe ensures maximum exhaust gas flow which will boost horsepower. X-change crossover is unique with its open port exhaust that provides a straight path when uncapped yet still utilizes the benefits of the crossover technology for an extra 10-15 MPH. Features a Siamese designed X-pipe with the X-change crossover, a pair of Street Pros mufflers, tailpipes, cad-plated clamps and hangers. The combination of the crossover and the mufflers deliver a perfect balance of sound and performance. 2-1/2" header back system with X-change.

**Important:** If using stock, cast iron manifolds, add a set of down pipes to connect your original manifolds to the header back system.

**Note:** Shipped double oversize.

P1008	1965-69		678.99 set
-------	---------	--	------------



## U-Fit Dual Pipe Set




These new sets include all the pipes you need to build a custom dual exhaust system in 2-1/4", 2-1/2", or 3" pipe diameters. These U-Fit sets include the front adapter pipes, intermediate pipes, H-pipe assembly and over the axle pipes. Each piece has a slip fit connection, for easy assembly and built from mandrel bent, 16 gauge aluminumized steel tubing.

**Important:** Hardware not included. **Note:** Shipped oversize.

F15935	2-1/4"		543.99 set
F15936	2-1/2"		444.99 set
F15937	3"		471.99 set



EX8001



EX8008

## 1962-74 Stock Replacement Aluminumized Dual Exhaust



All standard stock dual exhaust replacement systems are manufactured with aluminumized pipe and bent to original manufacturers specifications. All systems include: head pipes, tailpipes, resonators (where applicable), stock mufflers, flanges, and clamps.

**Note:** Mandatory shipping charges apply. Shipped truck freight.

### Small Block

EX8001	1962-64	without resonators	434.99 set
EX8002	1965-68	without resonators	414.99 set
EX8003	1965-68	with resonators	449.99 set
EX8004	1969-70	without resonators	414.99 set
EX8005	1969-70	with resonators	449.99 set
EX8006	1971-74	without resonators	414.99 set

### Big Block

EX8007	1965-68	without resonators	444.99 set
EX8008	1965-68	with resonators	489.99 set
EX8009	1969-70	without resonators	459.99 set
EX8010	1969-70	with resonators	494.99 set
EX8011	1971-74	without resonators	429.99 set



## 1994-96 LT1 Dual Exhaust



Give your Impala SS a deep throaty sound to match its aggressive looks with these Borla high flow systems. Featuring 2-1/2" smooth mandrel bent tubing, a low restriction single flow muffler, and unique inter-cooled tips, these systems reduce back pressure to improve performance and give the rear section of your Impala a highly finished look. All Borla systems are made from the aircraft grade T-304 stainless steel and are backed by a 1,000,000-mile warranty.

**Note:** Shipped double oversize.

BA14504	1994-96	LT1 Cat-Back exhaust system	1999.99 set
---------	---------	-----------------------------	-------------

# Performance Exhaust

**Y-PIPES**



P1074K

## USA Universal Dual Electric Cutout Set

The optional electric exhaust cutouts and make unhooking your exhaust as easy as flipping a switch. Electric cutout set includes: 2 valves, wire harness, switch, mounting hardware, and 2 gaskets. Limited lifetime warranty. Available with or without Y-pipes. Made in USA.

**Note:** Connects to any 2-1/2" exhaust with a straight section of approximately 12" in length and enough clearance for the motor/valve assemblies.

**For use with 2-1/2" or 3" Y-Pipes (Dump Legs)**  
P1074 cutout set only ..... 428.99 set

**Includes 2-1/2" Y-Pipes (Dump Legs)**  
P1074K\* cutout set with Y-pipes ..... 550.99 set

**DOUG'S HEADER**



25057

## USA Stainless Steel Electric Cutout

These cutouts feature a rugged 12 Volt DC motor and rotating gate for a leak proof seal every time the cutout is opened and closed. When fully opened, these cutouts do not create exhaust flow obstructions that can create a leaky gasket sound, unlike butterfly style cutouts. A pre-wired harness with an illuminated rocker switch is supplied for easy installation. Uncork your exhaust with the flip of a switch from your dash. The cutouts are ideal for race tracks that don't require mufflers. Available individually, in pairs, or in complete kits with Y-Pipes for easy installation. Made in USA.

**Important:** Not recommended for vehicles equipped with catalytic converters.

### 2-1/2" Cutouts

25054 complete electric cutout set ... 585.99 set  
25052 single electric cutout ..... 279.99 ea  
25053 pair electric cutouts ..... 471.99 pr

### 3" Cutouts

25057 complete electric cutout set ... 585.99 set  
25055 single electric cutout ..... 288.99 ea  
25056 pair electric cutouts ..... 499.99 pr

**DOUG'S HEADER**



25058

## USA Stainless Steel Cutout Turndown

Easily route your cutout exhaust flow in any direction with these easily installed 304 stainless steel turndowns. These turndowns are made specifically for Doug's electric cutouts and included stainless band clamps for weld free attachment. Made in USA.

25058 2-1/2" turndown pipe ..... 56.99 ea  
25059 3" turndown pipe ..... 56.99 ea



MN2443

MN2446

MN2447

MN2450

MN2453

## Electric Exhaust Cutout

Don't crawl under your vehicle to uncork your exhaust ever again by switching to electric cutouts. Keep them closed and quiet for the street, wide open for the strip, or anywhere in between with the flip of a switch. You control the volume and the power! Available in sizes 2-1/4" to 4" and a low profile oval design for applications with limited ground clearance. Fits 2-1/4" to 3" round exhaust pipe. Built with high-quality materials CNC 6061 aluminum body and motor plate, stainless steel shaft and butterfly plate, high torque DC gear driven motor, weather tight wiring connectors, and custom illuminated toggle switch.

**Note:** Match valve size with cutout size for optimal fit and performance.

### Electric Cutout Valves - Individual

Part#	Cutout Size	Additional Notes	Price
MN2443	2-1/4" valve		217.99 ea
MN2444	2-1/2" valve		217.99 ea
MN2445	3" valve		217.99 ea
MN2446	oval valve	includes connector, fits 2-1/2" to 3" round pipe	239.99 ea
MN2447	3-1/2" valve		217.99 ea
MN2448	4" valve		238.99 ea
MN2449	4" valve	includes 4" three bolt flange.	268.99 ea

### Electric Cutout Valve Sets

MN2450	two 2-1/4" valves		430.99 pr
MN2451	two 2-1/2" valves		430.99 pr
MN2452	two 3" valves		430.99 pr
MN2453	two oval valves	includes connector, fits 2-1/2" to 3" round pipe	487.99 pr
MN2454	two 3-1/2" valves		430.99 pr
MN2455	two 4" valves		478.99 pr
MN2456	two 4" valves	includes 4" three bolt flange.	532.99 pr



MN2400

MN2457

MN2463

## Universal Exhaust Turndown

Universal exhaust turndowns for electric cutouts. The round tips feature a 360 degrees floating flange which allows turning in any direction. Manufactured from stainless steel with a polished finish.

MN2457 2-1/2" turndown ..... 31.99 ea  
MN2458 3" turndown ..... 31.99 ea  
MN2460 oval turndown ..... 33.99 ea

## Stainless Steel Cutout Pipe

Stainless steel exhaust cutout pipes for all models. Manufactured from 304 stainless steel with a polished finish. They feature a TIG welded construction with a 3/8" flange for a proper seal. Includes: the end cap, gasket and hardware for an easy installation.

MN2460 2-1/4" cutout ..... 62.99 ea  
MN2461 2-1/2" cutout ..... 62.99 ea  
MN2462 3" cutout ..... 62.99 ea  
MN2463 3-1/2" cutout ..... 62.99 ea  
MN2464 4" cutout ..... 99.99 ea



## Electric Cutout Remote Control System

Remote control for your electric cutout system. When space is a premium this control box gives you the flexibility you need. Includes 2 wireless key fobs for 100% control over your cutouts at the push of a button.

MN2466 remote control ..... 99.99 set

# Exhaust Tips



## Stainless Rolled Edge Tip



Stainless exhaust tip that is designed with your choice of a rolled edge or angle cut tip. Finished with an embossed Flowmaster logo. Sold individually.

### Clamp-On Rolled Edge Tip

F15361 3" dia. for 2-1/2" pipe -12" L. 73.99 ea  
F15363 3-1/2" dia. for 3" pipe -12" L. 77.99 ea

### Clamp-On Double Wall Rolled Edge Tip

F15364 3-1/2" tip fits 2-1/4" pipe..... 77.99 ea  
F15365 4" tip fits 2-1/2" pipe..... 77.99 ea

### Weld-On Angle-Cut Tip

F15362 3" dia. for 2-1/2" pipe - 13" L. 63.99 ea  
F15366 4" dia. for 3-1/2" pipe - 10 L. 56.99 ea



## Stainless Steel Exhaust Tip



Made of T-304 stainless steel this tips will stand out on any vehicle. Made in USA.

### Dual Rectangular Tip

35150 2" x 8" dia., 11" long, 2-1/4" i.d. ... 231.99 pr

### Turn Down Tips

MF35179 2-1/2" dia., 13" long, 2.75" i.d. ... 67.99 ea  
MF35180 3" dia., 13" long, 3" i.d. .... 77.99 ea

### 15 Degree Slash Cut Tips

35101 3" dia., 12" long, 3" o.d. .... 44.99 ea  
35102 3" dia., 18" long, 2-1/2" i.d. ... 59.99 ea  
35104 3-1/2" dia., 12" long, 3" i.d. ... 51.99 ea  
35105 3-1/2" dia., 18" long, 2-1/2" i.d. ... 66.99 ea  
35220 3-1/2" dia., 12" long, 2-1/2" i.d. ... 48.99 ea

### 45 Degree Slash Cut Tips

35140 3" dia., 18" long, 2-1/4" i.d. ... 55.99 ea  
35216 3-1/2" dia., 18" long, 2-1/4" i.d. ... 65.99 ea  
35146 4" dia., 18" long, 2-1/2" i.d. ... 77.99 ea

### Round Straight Tip

35125 3-1/2" dia., 4-1/2" long, 2-1/4" i.d. 71.99 ea

### Single Wall Tip

35213 5" dia., 12" long, 3-1/2" i.d. ... 159.99 ea



## Stainless Exhaust Tips



These tips add the final personal touch to your custom exhaust! The extensive line of stainless steel Pypes exhaust tips will provide years of eye-popping looks and excellent durability.

### For 2-1/2" Pipes

A7401103 dual 2-1/4" splitters ..... 109.99 pr  
P1048 dual 3-1/2" splitters ..... 142.99 pr  
P1049 6" x 3" oval tip ..... 101.99 pr  
P1050 8" x 2" rectangle tip ..... 144.99 pr  
P1051 9" slash cut tip ..... 41.99 pr  
P1052 3-1/2" rolled edge tip ..... 62.99 pr  
A7401104 3-1/2" x 6" black ..... 83.99 pr  
P1053 4" x 2" oval tip ..... 112.99 pr  
P1072 2-1/2" long slash cut tip ..... 107.99 pr

### For 3" Pipes

P1082 8" x 2" rectangle tip ..... 154.99 pr  
P1083 9" slash cut tip ..... 48.99 pr  
P1085 4" x 2" oval tip ..... 128.99 pr  
P1073 3" long slash cut tip ..... 113.99 pr



ST778C

## Bow Tie 8" Exhaust Tip



8" length fits 2-1/4" pipe. Universal fit nearly any Chevrolet car or truck. The ultimate dress tip for street or show. Manufactured in the United States using 1/8" thick carbon steel (or 409L chrome-plated stainless steel). Choose from 2 popular materials triple chrome-plated carbon steel or triple chrome-plated 409L magnetic stainless steel. Made in USA.

ST778C chrome-plated ..... 29.99 ea  
ST778SC chrome-plated stainless steel. 38.99 ea



## Stainless Exhaust Splitters and Tips



Dress-up your exhaust with an extra punch with something a little bolder. Stainless steel slip-fit splitters and a choice of a chrome or stainless steel tip. These tips add the final personal touch to your custom exhaust!

### Stainless Steel Slip-Fit Splitters

P1070 2-1/2" to dual 2-1/2" ..... 105.99 pr  
P1071 3" to 2-1/2" ..... 128.99 pr

### Slip-Fit Tip

P1072 2-1/2" to 2-1/2" stainless 107.99 pr  
P1073 3" to 3" chrome ... 113.99 pr



## Chevrolet Exhaust Deflector



Add vintage style to your Chevrolet and protect your paint at the same time with these stainless steel exhaust deflectors. Exhaust deflectors clamp on the tailpipe to deflect the exhaust downward, preventing the exhaust from discoloring your chrome or paint.

C2505 Bow Tie logo with Chevrolet ... 25.99 ea  
C2506 Bow Tie logo only ..... 24.99 ea

## J-B Weld SteelStik




J-B Weld SteelStik is a steel reinforced epoxy putty stick. This hand kneadable epoxy adhesive will plug holes and make permanent repairs on wet and dry surfaces. Cures completely submerged in gasoline or under water in 60 minutes. Can be drilled, sanded, filed, tamped, machined and painted. Works on multiple surfaces: aluminum, brass, bronze, copper, iron, and stainless steel. Cure color is dark gray. Made in USA.

JB8267 2 oz. ..... 6.99 ea



# Exhaust Components



## Xtreme Temperature Coating

XTC is a high temperature/heat resistant coating formulated specifically to protect metal surfaces operating at temperatures from 500 to 1500 degrees F. With proper preparation, XTC provides outstanding adhesion, film integrity, weathering, and thermal shock resistance throughout this entire temperature range, and is guaranteed not to burn off! Available in your choice of a wide variety of colors and sizes.

**Note:** 8 oz. will coat approximately 3 sets of automotive exhaust manifold with 2 coats or coat a set of short headers with 2 coats. Pints will coat a set of full size headers with 2 coats or coat a complete automotive exhaust system with 2 coats.

### Important: When ordering, select the part number for the size of the can you need, then add the two digit numerical color code to the end of the part number to specify your desired color.

**Jet Black, Charcoal Metallic, Flame Blue, Cast Iron Gray, or Off-White**

KB651	12 oz. aerosol can	specify color	24.99 ea
KB652	half pint (8 oz.)	specify color	22.99 ea
KB653	one pint	specify color	39.99 ea
KB654	one quart	specify color	69.99 ea
KB655	one gallon	specify color	247.99 ea

<b>Aluminum, Rocket Red, Pure White, or Stainless Steel</b>			
KB651	12 oz. aerosol can	specify color	24.99 ea
KB652	half pint (8 oz.)	specify color	22.99 ea
KB653	one pint	specify color	44.99 ea
KB654	one quart	specify color	84.99 ea
KB655	one gallon	specify color	247.99 ea

### Xtreme Temperature Primer

XTC Silicone Zinc Primer prevents corrosion of metal surfaces exposed to high heat, high humidity, condensation, and salt air. It functions much like galvanizing as it locks itself to bare metal surfaces leaving a perfect primed surface for top coating. Available in a wide variety of sizes.

KB65100	12 oz. aerosol can	primer	24.99 ea
KB65400	one quart	primer	125.99 ea
KB65500	one gallon	primer	379.99 ea

## Hi-Heat Coating

ThermoTec exhaust insulating products work excellent as a paint directly on metal surfaces and can handle continuous temperatures up to 1200°F. It is also recommended for coating exhaust insulating wrap. The coating will protect the wrap from abrasion and harmful liquid spills.



**Note:** Shipped within the continental U.S. only. Shipped ground only.

TT12001	11 oz. black	14.99 ea
TT12002	11 oz. aluminum	14.99 ea
TT12003	11 oz. copper	16.99 ea

## Gen II Copper Header Wrap

Copper Header Wrap improves heat resistance up to 30%.

Generation II Copper Exhaust Wrap creates more horsepower and reduces underhood temperatures, increases exhaust scavenging, withstands continuous heat up to 2000 degrees Fahrenheit, contains no asbestos.

TT11031	1" x 50'	33.99 ea
TT11032	2" x 50'	51.99 ea



## Heat Sleeve

Silicone coated fiberglass heat sleeving protects wires, cables and hoses from intense heat exposure, liquid spills, and even occasional flame exposure. Withstands continuous 500 degrees F temperatures and short term exposure up to 2200 degrees F. Available in either silver or black, and diameters of 1/2", 3/4", and 1". Made in USA.

<b>Black</b>			
TT1031	1/2" x 3'	24.99 ea	
TT1032	1/2" x 10'	75.99 ea	
TT1033	1/2" x 50'	349.99 ea	
TT1034	3/4" x 3'	32.99 ea	
TT1035	3/4" x 10'	95.99 ea	
TT1036	3/4" x 50'	393.99 ea	
TT1037	1" x 3'	41.99 ea	
TT1038	1" x 10'	130.99 ea	
TT1039	1" x 50'	463.99 ea	

<b>Silver</b>			
TT1040	1/2" x 3'	24.99 ea	
TT1041	1/2" x 10'	79.99 ea	
TT1042	1/2" x 50'	349.99 ea	
TT1043	3/4" x 3'	30.99 ea	
TT1044	3/4" x 10'	102.99 ea	
TT1045	3/4" x 50'	393.99 ea	
TT1046	1" x 3'	42.99 ea	
TT1047	1" x 10'	129.99 ea	
TT1048	1" x 50'	463.99 ea	



## Thermo-Sleeve

Thermo-Sleeve is the combination of a high temperature fabric laminated to a highly reflective Mylar foil. It provides protection from radiant heat for hoses and wires. Thermo-Sleeve's ultra lightweight construction provides more insulation than traditional bulky rubber coated fiberglass. The aluminumized sleeve reflects more than 90% of radiant heat, plus it is fireproof and oil resistant! Thermo-Sleeve is available in 3" or 12" lengths.

<b>3" Foot Lengths</b>			
TT1020	1/4" to 1/2" i.d.	13.99 ea	
TT1021	5/8" to 1" i.d.	17.99 ea	
TT1022	1-1/8" to 1-1/2" i.d.	23.99 ea	
TT1023	1-5/8" to 2" i.d.	26.99 ea	
TT1024	2-1/8" to 2-1/2" i.d.	34.99 ea	

<b>12' Foot Lengths</b>			
TT1026	1/4" to 1/2" i.d.	53.99 ea	
TT1027	5/8" to 1" i.d.	72.99 ea	
TT1028	1-1/8" to 1-1/2" i.d.	84.99 ea	
TT1029	1-5/8" to 2" i.d.	109.99 ea	
TT1030	2-1/8" to 2-1/2" i.d.	134.99 ea	



## Stainless Steel Locking Tie and Tool Set

All the ties you need to securely fasten your exhaust wrap to your headers or exhaust. Set includes: eight 9" inch locking ties, four 14 inch locking ties, and a 1/4" locking tie tightening tool.

DE010219	13 piece tie and tool set	22.99 set
DE010220	1/4" dia tightening tool	4.99 ea



## Titanium Exhaust Wrap

Titanium exhaust wrap from DEU. Withstands 1800 of direct, and 2500 of intermittent heat. Extremely pliable for an easy install with no wetting necessary. Very durable with high resistance to abrasions, oil and chemicals, and thermal breakdown.

<b>Titanium Exhaust Wrap</b>			
DE010128	1" x 15'	13.99 ea	
DE010126	1" x 50'	32.99 ea	
DE010129	2" x 50'	18.99 ea	
DE010131	2" x 25'	26.99 ea	
DE010132	2" x 35'	37.99 ea	
DE010127	2" x 50'	53.99 ea	

<b>Black Titanium Exhaust Wrap</b>			
DE010005	2" x 15'	19.99 ea	
DE010004	2" x 25'	27.99 ea	
DE010003	2" x 50'	54.99 ea	



## Stainless Steel Strap Set

Quality stainless steel straps with a dependable multi-lock system are available in standard lengths. The narrow width, standard length straps include the multi-lock already attached - just insert the end and pull to tighten.

**Sets with Variety of Sizes**

TT13105	(6) 9" & (4) 18"	27.99 set
TT13101	(8) 9" & (4) 18"	30.99 set

**Bulk Pack of Single Sizes**

TT13110	(12) 9" straps	28.99 set
TT13160	(6) 18" straps	18.99 set



## HiTemp Stainless Steel Cable Tie

High temperature stainless steel cable ties are great for harsh environments. Perfect for installing heavy-duty and high temp sleeving. Available in 1-1/2" or 14-1/2" lengths.

<b>Individual</b>			
SS71910	(6) 9" & (4) 18"	99 ea	
SS719102	14-1/2"	1.19 ea	

<b>5 Pack</b>			
SS729101	1-1/2"	3.99 kit	
SS729102	14-1/2"	5.99 kit	

<b>10 Pack</b>			
SS729103	7-1/2"	8.99 kit	
SS729104	14-1/2"	10.99 kit	



# Exhaust Components

## Reduce Underhood Temperatures!

Increased exhaust scavenging is produced, along with lower intake temperatures. Exhaust Insulating Wrap™ withstands continuous heat up to 2000 degrees F, and contains no asbestos. Will not insulate a system when properly installed due to a proprietary coating developed by Thermo-Tec™ Thermal Conduction Technology (TCT) that conducts heat across the wrap's surface. The 1/16" thick wrap is available in 1 inch or 2 inch widths in 15' or 50' rolls. Choose from off-white, graphite black, or carbon fiber.

### Off-White Exhaust Wrap

TT1009	1" x 15' short roll	9.99 ea
TT1011	2" x 15' short roll	14.99 ea
TT1010	1" x 50' long roll	28.99 ea
TT1012	2" x 50' long roll	56.99 ea

### Graphite Black Exhaust Wrap

TT1053	1" x 15' short roll	10.99 ea
TT1054	2" x 15' short roll	15.99 ea
TT1013	1" x 50' long roll	29.99 ea
TT1014	2" x 50' long roll	48.99 ea

### Carbon Fiber Exhaust Wrap

TT1101	1" x 50' long roll	33.99 ea
TT1102	2" x 50' long roll	53.99 ea



## Reduce Underhood Temps Up to 70%!\*

The new quick wrap, high velocity Exhaust Jackets™ are an innovative way to insulate and block radiant heat. The jackets cover the header tubes vertically allowing for a consistent fit. The fit allows the exhaust system to expand as it comes up to operating temperatures without restrictions and provides air space for added insulation. This product uses Thermo Conduction Technology (TCT), developed by Thermo-Tec™, and can be applied with the headers in the vehicle.

TT1015	4-6 cylinder	82.99 ea
TT1016	8 cylinder	93.99 ea



## This Flexible Heat Shield Clips Into Place!

The Header Manifold Blanket™ provides excellent heat retention for exhaust headers and manifolds. This flexible heat shield simply clips into place on the upper portion of the header. The fabric side of the material should be facing the heat source, and the aluminized side facing away—offering protection from abrasion and harmful liquid spills. The Header Manifold Blanket™ is available in 2 sizes: two 20" by 24" blankets for V6 and V8 applications, and one 36" by 40" blanket for straight 6 and 4 cylinder engines.

TT1017	V6-V8 applications	99.99 pr
TT1018	straight 6 or 4 cyl models	84.99 ea



## Vermiculite Coated Header Wrap

Insultherm Header Wrap is an extremely high temperature resistant wrap used to insulate hot gases in automotive exhausts. Manufactured from textured fiberglass yarns that are woven into a strong, flexible wrap with vermiculite coating. Resists gasoline and engine chemicals and withstands temperatures up to 1200 degrees F (maximum continuous temperature of 1000 degrees F). Available in black or natural in 50' or 25' rolls.

### 1" Header Wrap

HW19301	black	1" x 50'	26.99 ea
HW19302	natural	1" x 50'	18.99 ea
HW19303	black	1" x 25'	13.99 ea
HW19304	natural	1" x 25'	14.99 ea

### 2" Header Wrap

HW19311	black	2" x 50'	26.99 ea
HW19312	natural	2" x 50'	25.99 ea
HW19313	black	2" x 25'	21.99 ea
HW19314	natural	2" x 25'	21.99 ea



## Turbo Insulating Set


The turbo insulating set is designed to protect and improve performance of the turbo. This universal set will help reduce turbo lag. The cut-to-fit set includes a substantial amount of material to cover turbos from the smallest automotive application to heavy-duty truck applications.

TT15002	6 or 8 cylinder set	133.99 set
TT15003	turbo insulation cover only	38.99 ea

## Shield Plastic or Rubber Hoses and Wiring from Radiant Heat!

Thermo-Shield™ protects hoses and wires from radiant heat. Unprotected, rubber hoses and plastic or rubber insulated wiring can dry out, melt or crack over time. Thermo-Shield™ is used in applications where it is difficult or not practical to disconnect one end of the hose or wire. The adhesive backed composite construction tape can easily be wrapped around the hose or wire to make a clean, professional appearance. Reflects radiant heat up to 2000 degrees F. Provides a barrier against the extreme conditions that underhood components are exposed to. Wrap your fuel lines and say good-bye to vapor lock.

TT1019	1-1/2" x 15' feet	16.99 ea
TT1051	2" x 50' feet	47.99 ea



## Floor and Tunnel Shield II

Ten mil aluminum bonded to woven glass fiber with a hi-temp adhesive backing. Designed to withstand temperatures up to 1750 degrees F. The adhesive backing adheres to almost anything while withstanding temperatures over 450 degrees F. Ideal for firewalls, floor pans, transmission tunnels, and underhoods.

**Note:** Cool-Tape recommended for seams and edges.

<b>Floor and Tunnel Shield with Adhesive Backing</b>	
DE050501	21" x 2' ..... 41.99 ea
DE050502	21" x 4' ..... 83.99 ea
DE050503	42" x 4' ..... 141.99 ea

<b>Floor and Tunnel Shield without Adhesive Backing</b>	
DE050506	42" x 2' ..... 39.99 ea
DE050520	42" x 4' ..... 85.99 ea

### Cool-Tape

DE010408	1-1/2" x 15' roll	15.99 ea
DE010416	1-1/2" x 30' roll	28.99 ea
DE010468	2" x 30' roll	32.99 ea



## An Extremely Versatile Heat Barrier™!

The Aluminized Heat Barrier™ is made up of woven silica with a flexible aluminized finish. The highly reflective surface of the material is capable of withstanding radiant temperatures in excess of 2000 degrees F. Installed using standard rivets with a backup washer, or with weather strip adhesive. The Snap Straps (sold separately) can be used to hold the blanket in place for manifolds or exhaust systems.

TT1008	36" x 40", 10 sq. ft.	85.99 ea
--------	-----------------------	----------



## Clamp-On Heat Shield

The flexible Clamp-On Heat Shield blocks more than 90% of damaging radiant heat from the exhaust. Silica based clamp-on shields are available in 1', 2', and 3' lengths. Clamp-On Shields are available in 1', 2', and 3' lengths. Sets come complete with all clamps and install easily in minutes.

<b>Silica Based Fabric Clamp-On Heat Shield</b>	
TT11650	4' x 1' ..... 30.99 set
TT11660	4' x 2' ..... 59.99 set
TT11600	6' x 1' ..... 36.99 set
TT11620	6' x 2' ..... 59.99 set
TT11630	6' x 3' ..... 79.99 set
<b>Stainless Steel Clamp-On Heat Shield</b>	
TT1103	6' x 1' ..... 54.99 set
TT1104	6' x 2' ..... 79.99 set

# Automatic Transmissions



27161

27162

27163

## Includes:

- Transmission Cooler
- Max Shift Transmission Fluid
- EZ-TCU Controller and Harness
- Handheld Programmer
- Outlaw Shifter (optional)
- Paddle Shifter (optional)
- Dipstick and Tube

## 6-Speed Transmission



The innovative TCI 6X six-speed automatic transmission, based on the 4L80E, is designed for Chevy small block, big block, and LS engines to handle both everyday driving and race vehicles up to 850 HP. Six forward gears allow breakneck acceleration as well as fuel efficient low RPM cruising, while a handheld programmer allows shift point adjustment. Each transmission is Dyno-tested and supplied with a serial numbered spec sheet with performance test scores.

**Important:** 4-speed automatic shifter is required for standard operation. Electronic manual shifting requires the optional paddle shifter or TCI Outlaw Shifter. Paddle shifter is designed for 5 or 6 bolt steering wheel adaptors.

**Note:** Some modification may be required. Special order, must be prepaid. Shipped truck freight.

## Includes:

- 27161 6X package without shifter ..... \$247.99 set
- 27162 6X package w/Outlaw shifter 8951.99 set
- 27163 6X package w/paddle shifter 8753.99 set



A9800100



A9800101



A9800103



A9800104

## Key Features:

- 1-year warranty
- New overdrive & lower roller sprag
- Hardened forward clutch hub
- 300M billet input shaft
- Wide kickdown band
- Electronic speed sensor
- New valve body separator plate
- Improved lubrication system
- All new Torrington bearings
- New fill tube and indicator

## 4L80E 4-Speed Transmission



If your GM produces 650 to 1000 ft lbs of torque, you need a Bowler custom 4L80E performance transmission. Bowler transmissions are built to order, tailored to your specifications, and unlike assembly built transmissions, every Bowler unit is built by an individual technician start to finish and dyno-tested before shipping. Includes flexplate, converter, computer, and accessories. Modifications may be needed for fitment. Please allow 4 to 6 weeks for your custom transmission to be built.

**Important:** Does not include driveshaft or crossmember.

**Note:** Special order, must be prepaid. Shipped truck freight.



## Small Block/Big Block Chevrolet

### 4L80E Rated At

- A9800100 1958-93, 650 ft lbs torque rating 9174.99 ea
- A9800101 1958-93, 800 ft lbs torque rating 9749.99 ea
- A9800102 1958-93, 1000 ft lbs torque rating 12,174.99 ea

### LS1-7

### 4L80E Rated At

- A9800103 1958-93, 650 ft lbs torque rating 9649.99 ea
- A9800104 1958-93, 800 ft lbs torque rating 9994.99 ea



1070000

## TRU-STREET 700R4 Transmission



Bowler Performance TRU-STREET 700R4 automatic transmission. Each transmission includes a 1800-2000 stall torque converter, Tru-Shift TV-cable throttle correction system and a Bowler lockup control module and new internal wiring harness with lockup solenoid and pressure switch. Every transmission is built by one qualified technician and Dyno-tested then custom packaged for safe shipping. Bowler Performance has been building transmissions since 1963 and they greatly understand what it takes to put together the right package for you.

**Note:** Fully re-manufactured transmission not "rebuild".

### Small Block or Big Block

- 1070000 Edelbrock Carb..... 4799.99 ea
- 1070002 Holley Carb..... 4799.99 ea
- 1070003 Fitech EFI..... 4799.99 ea
- 1070006 Sniper EFI..... 4799.99 ea
- 1070008 MSD EFI..... 4799.99 ea



1046001



1048001

## TRU-STREET 4L60E-4L80E Transmissions

Bowler Performance TRU-STREET 4L60E, 4L65E, 4L70E and 4L80E automatic transmissions. Each transmission includes a torque converter, neutral safety switch and pigtail. Every transmission is built by one qualified technician and Dyno-tested then custom packaged for safe shipping. Get the right transmission the first time!

**Note:** Fully re-manufactured transmission not "rebuild".

**\*Non-removable bellhousing.**

### 4L60E, 1800-2000 Stall, Up to 400 FT LBS

- 1046000\* SB or BB..... 4299.99 ea
- 1046001 LS..... 4449.99 ea

### 4L65E, 2400-2600 Stall, Up to 475 FT LBS

- 1046003 LS..... 4649.99 ea

### 4L70E, 2400-2600 Stall, Up to 525 FT LBS

- 1047000 LS..... 6149.99 ea


### 4L80E, 2400-2800 Stall, Up to 650 FT LBS

- 1048000\* SB or BB..... 7349.99 ea
- 1048001 LS..... 7599.99 ea

### 4L80E, 2800-3200 Stall, Up to 800 FT LBS

- 1048003\* SB or BB..... 7799.99 ea
- 1048004 LS..... 7699.99 ea

# Transmission Mounting



## 1958-83 Replacement Transmission Mount

These are replacement transmission mounts which are used to attach the transmission tail shaft to the crossmember and eliminate vibration. These original style mounts differ cosmetically from the originals but will fit correctly.

4 Cylinder	Year	Part	Price
T82224	1958-61	236 with MT	6.99 ea
T82143	1958-61	236 cast iron PG	12.99 ea
T82224	1962-64	230 with MT or Turbo	6.99 ea
T82143	1962-63	230 cast iron PG	12.99 ea
T82224	1963-64	230 aluminum PG	6.99 ea
T82224	1965-72	250 man trans. 3-speed	6.99 ea
T82360	1965-72	250 AT Biscayne	6.99 ea
T82360	1965-73	250 AT Bel Air	6.99 ea
T82360	1965-75	250 AT Impala	6.99 ea
T83119	1973	250 MT Bel Air	9.99 ea
T83097	1973-77	250 man trans. 4-speed	8.99 ea
T83119	1973-77	250 man trans. 3-speed	9.99 ea
T83119	1976-77	250 AT Impala	9.99 ea
T82360	1977-79	250 AT/MT Caprice	6.99 ea
T82360	1978-79	250 3- & 4-speed Impala	6.99 ea
T82379	1980-85	231 AT/MT	7.99 ea
T82379	1980-82	229 AT/MT	7.99 ea
T82379	1981	231 AT/MT Bel Air	7.99 ea
T82360	1983-84	229 AT/MT	6.99 ea
T82360	1985	262 AT/MT Impala	6.99 ea
T82360	1983-93	262 AT/MT Caprice	6.99 ea

8 Cylinder	Year	Part	Price
T82224	1958-61	348 all with MT	6.99 ea
T82143	1958-61	348 all with PG	12.99 ea
T82224	1958-68	283 MT or Turbo	6.99 ea
T82143	1958-68	283 AT with PG	12.99 ea
T82224	1961-65	409 all w/MT or Turbo	6.99 ea
T82143	1961-65	409 all with PG	12.99 ea
T82224	1962-69	327 MT	6.99 ea
T82268	1962-69	327 AT	6.99 ea
T82268	1965-68	283 AT with Turbo	6.99 ea
T82224	1965-68	396 AT/MT	6.99 ea
T82224	1965-67	427 MT all	6.99 ea
T82268	1965-67	427 AT all	6.99 ea
T82143	1966-67	283, 305 Caprice	12.99 ea
T82268	1966-67	283, 305 Caprice	6.99 ea
T82224	1966-68	396 AT Caprice	6.99 ea
T82268	1966-69	327 AT/MT Caprice	6.99 ea
T82224	1968	307 Bel Air, Biscayne	6.99 ea
T82224	1968	396 AT/MT Impala	6.99 ea



## 1958-81 Transmission Mount Hardware Set

Reproduction transmission mount hardware set for various 1958-81 full size models. Features original style 7/16"-14 Grade 5 Hex head fasteners with the correct black phosphate and oil finish and "A" headmarks. G4603K 1958-81 10 piece..... 12.99 set




## 1958-83 Polyurethane Transmission Mount

Chemicals, excessive movement and overall time in general can take its toll on one of the most crucial components of your driveline, the transmission mount! Once available only in degradable rubber compound, these mounts are now available in a longer lasting and very durable polyurethane material. For automatic or manual transmissions. Made in USA.

**Note: Will not replace offset style transmission mounts.**

Stock Height - 1-15/16" Tall	
<b>Gold Zinc-Plated</b>	
31108G 1958-93 black	37.99 ea
31108R 1958-93 red	41.99 ea
<b>Chrome-Plated</b>	
31132G 1958-93 black	87.99 ea
31132R 1958-93 red	87.99 ea
<b>Custom Height - 1-5/8" Tall</b>	
<b>Gold Zinc-Plated</b>	
31158G 1958-93 black	46.99 ea
31158R 1958-93 red	46.99 ea



## 1973-93 Polyurethane Motor and Transmission Mount Set

For the people that would much rather do a complete motor replacement, this set is just the thing for you. Set includes: 2 motor mounts and 1 transmission mount available in zinc finish. All mounts are made of superior Hyper-Flex performance polyurethane material. This material is impervious to vehicle chemicals, road salt and oils. Specify "G" suffix for black urethane or "R" for red urethane when ordering. Made in USA.

31130	1973	250	104.99 set
31130	1974-76	400	104.99 set
31130	1974-81	350	104.99 set
31130	1977-93	305	104.99 set
31130	1980-82	267	104.99 set



## 1958-64 TH700-R4 Crossmember

This transmission crossmember is needed when installing a TH700R4 transmission in a 1958-64 Chevrolet full size model. No welding or fabricating needed, this crossmember takes the guess work out of converting to a TH700R4 transmission. Mounting hardware is included.

**Note: Not for use on convertible models.**

15820	1958	TH700R4	185.99 ea
14749	1959-64	TH700R4	171.99 ea



## 1958-70 Transmission Crossmember

CPP transmission crossmembers are designed to fit 1959-70 Chevrolet full size models using the TH700-R4, 4L60E, and 4L80E transmissions. Made from tubular steel and is black powder coated for good looks and protection from the elements. Hardware included.

TH700-R4, 4L60E	A6890249	1959-64	198.99 ea
TH700R4, 4L40E, 4L80E	CP90241	1965-70	209.99 ea



## 1965-72 Transmission Crossmember Mounting Hardware Set

Reproduction transmission crossmember to frame mounting hardware set for 1965-72 full size models. This high-quality hardware set features original style 3/8"-16 Grade 5 Hex head fasteners with the correct black phosphate and oil finish and "TR" headmarks. G4169K 1965-72 14 piece..... 9.99 set

TRANSMISSION, SHIFTERS & CLUTCH

# Transmission Components



22350

## 1965-86 Tork Master™ Torque Converter

Similar in performance characteristics to the HoleShot™ series, the Tork Master™ is B&M's lowest cost performance torque converter. The Tork Master™ is an excellent all-around performance street converter for small block Chevy. The Tork Master™ torque converter is not recommended for big block or supercharged applications.

Note: \*30 spline version.

<b>Tork Master™ 2000 - 1900-2100 RPM Stall Speed</b>		
22350	1965-91	TH400..... 266.99 ea
22350	1968-91	TH350..... 266.99 ea
22351*	1984-93	700R/4/4L60..... 402.99 ea
22351	1993-96	4L60-E..... 402.99 ea

<b>Tork Master™ 2400 - 2300-2500 RPM Stall Speed</b>		
22352	1965-91	TH400..... 327.99 ea
22352	1968-91	TH350..... 327.99 ea
22353*	1984-93	700R/4/4L60..... 420.99 ea
22353	1993-96	4L60-E..... 420.99 ea

<b>Tork Master™ 3000 - 2800-3200 RPM Stall Speed</b>		
22354	1965-91	TH400..... 481.99 ea
22354	1968-81	TH350..... 481.99 ea



22355

## 1962-96 HoleShot™ Torque Converter

A higher than stock stall speed as delivered by the HoleShot™ converter will provide several advantages and benefits in vehicles with modified engines. Big cams tend to reduce low end power and torque. The high stall converter allows the engine to launch the car at higher RPM where more torque is available. The HoleShot™ is a very good choice for the typical street Camaro that is looking for better launch capability. Not recommended for N2O equipped engines. Stall speed listings are based on engines producing 230 ft lb of torque at 2500 RPM. More torque at 2500 RPM will give you a higher stall speed, less torque at 2500 RPM will give you a lower stall speed than the stall speed ratings indicated.

Note: \*Requires 10-3/4" or dual pattern flexplate. \*\*30 spline version.

<b>HoleShot 2000 - 1900-2100 RPM Stall Speed</b>		
22355*	1965-91	TH400..... 358.99 ea
22355*	1968-81	TH350..... 358.99 ea
22357**	1984-93	700R/4/4L60..... 502.99 ea
22357	1993-96	4L60-E..... 502.99 ea

<b>HoleShot 2400 - 2300-2500 RPM Stall Speed</b>		
22358*	1965-91	TH400..... 461.99 ea
22358*	1968-81	TH350..... 461.99 ea
22360**	1984-93	700R/4/4L60..... 594.99 ea
22360	1993-96	4L60-E..... 594.99 ea

<b>HoleShot 3000 - 2800-3200 RPM Stall Speed</b>		
22361	1965-91	TH400..... 686.99 ea
22361	1968-81	TH350..... 686.99 ea
22363**	1962-79	700R/4/4L60..... 717.99 ea

<b>HoleShot 3600 - 3400-3800 RPM Stall Speed</b>		
22365	1965-91	TH400..... 699.99 ea
22365	1968-81	TH350..... 699.99 ea



## 1965-91 Breakaway Torque Converter

- Furnaced brazed fins, needle bearings, hardened pre-ground pump hub, computer balanced
- Harder launches, quicker acceleration, improved low end power, bolt-in (no modifications required)
- Special high stall unit is great for light vehicles
- With heavy-duty front anti-ballooning plate for nitrous applications

## 1965-91 Breakaway Torque Converter

The Breakaway is a great torque converter for moderately modified street machines and weekend racers also used as daily drivers. It provides approximately 2400 to 2600 RPM flash stall, without negatively affecting part throttle driving. Designed for efficiency at highway cruising speeds and to launch hard at wide open throttle, the Breakaway is a fantastic all-around torque converter.

TC241400	1965-91	TH350/400/425/375	580.99 ea
----------	---------	-------------------	-----------



## 1980-84 Saturday Night Special Converter

- 400-500 RPM increase in stall over stock
- Quicker acceleration and improved low end power to run more smoothly
- Fully streetable with no modifications required
- All TCI converters feature HDT coating

## 1980-84 Saturday Night Special Converter

Saturday Night Special torque converter delivers premium performance at a reasonable cost. A great choice for show cars and street rods, this converter incorporates many of the manufacturing processes and performance features found in TCI full competition models, including furnace brazed fins and a hardened, pre-ground pump hub.

TC242400	1980-84	TH250/350.....	513.99 ea
----------	---------	----------------	-----------



## 1962-81 Torque Converter Hardware Set

Reproduction torque converter to flexplate mounting hardware for 1962-81 full size models. This high quality hardware set features original style Grade 5 fasteners with the correct finish and headmarks. 6 piece.

<b>Aluminum Oversize and TH350</b>			
G4788K	1962-70	6 piece	7.99 set
G5279K	1971-78	6 piece	7.99 set
<b>TH350 - Metric</b>			
G7795K	1979-81	6 piece	12.99 set
<b>TH400</b>			
G5280K	1967-74	6 piece	12.99 set



## 1965-91 Street Fighter Torque Converter

- Furnaced brazed fins, needle bearings, hardened pre-ground pump hub, computer balanced, installation hardware included
- Higher RPM launches, quicker reaction times, lower clapped times, better low- and mid-range power, 1500+ RPM increase in stall over stock.
- With heavy-duty front anti-ballooning plate for nitrous applications

## 1965-91 Street Fighter Torque Converter

Designed with the street/strip application in mind, this torque converter benefits more radically prepared street machines (those with performance cams, aftermarket carbs and higher compression ratios) to bring the launch RPM in line with the performance enhancements. The Street Fighter lets you take advantage of horsepower gains found in higher RPM ranges.

TC242101	1965-91	TH350/375.....	657.99 ea
----------	---------	----------------	-----------

## 700R4 Torque Converter Lockup

For 700R4 transmissions

with square 4 pin connectors. Can be used without the factory computer (ECM). This unit is electronic, NOT vacuum controlled. It reads speed of the vehicle through a sensor that attaches to the speedometer cable. Transmissions with factory internal speed generators

must be converted to cable drive to use this unit. Locks up the converter at a set speed and unlocks it when the signal generator senses the vehicle speed is below lockup speed or when braking. This unit is set to lock the converter at 42-47 MPH and can be adjusted if necessary.

TF900630	700R4	269.99 ea
----------	-------	-----------

## Torque Converter Lockup

The B&M torque converter lockup provides a dash mounted control to govern converter lockup at any speed between 30 and 90 MPH. LED dash indicator displays when converter is locked or unlocked. Set includes: an adjustable control box with locked and unlock indicator, speed sensor with cable adapter for mechanical speedometer, wiring, and complete instructions. For GM TH200, TH350, TH700R/4, 4L60, and 200-4R transmissions.

223314	electronic speedometer.....	307.99 set
223308	mechanical speedometer.....	297.99 set



## 1971-87 Torque Converter Bolts

Moroso torque converter bolts for TH350 and TH400 flexplates with tapped holes. 3 piece set.

M38765	1971-87	3/8" - 16 x 5/8".....	14.99 set
--------	---------	-----------------------	-----------

# Transmission Components



60109

## 2004R/700R4 Torque Converter Lockup

The Painless torque converter lockup set uses a vacuum controlled switch and a 4th gear pressure switch to control the torque converter lockup solenoid, locking it into 4th gear. Includes: vacuum switch, 4th gear pressure switch, brake switch, torque converter lockup solenoid, wire harness, new transmission pan gasket, mounting hardware, and instructions.

60110	TH200-4R	209.99 set
60109	TH700-R4	209.99 set

## 2004R/700R4 Torque Converter Lockup

The Bowler lockup set uses a pressure switch, not vacuum like Painless or a speed sensor like B&M. Their set allows engine to regain proper RPM before allowing the converter to lockup.

Usually lockup occurs immediately after shifting into 4th gear, which can lug down the engine and cause poor performance. Module works off of pressure to allow a 8-12 second delay after shifting into 4th gear before the converter locks up. Converter locks up with adequate RPM gain after 4th gear and unlocks automatically with down shift or touch of brake. It will not allow lockup in any gear except 4th. Set includes: single wire lockup control module, 4th gear pressure switch, new internal wiring harness with lockup solenoid for 700-R4 and 200-4R, brake switch, pan gasket and filter with detailed instructions.

A9800115	200-4R	228.99 set
A9800116	700R4	228.99 set

## 1955-97 Flexplate

B&M SFI spec 29.1 approved flexplates ensure that the ring gear or flexplate center will not fail (explode) at high RPMs. Dual bolt patterns accommodate a variety of Nova transmission applications. 153 tooth flexplates feature 10-3/4" bolt circle. 168 tooth flexplates feature both 10-3/4" and 11-1/2" bolt circles. Ideal for street applications to extreme duty racing and high RPM use, above 6000 RPM.

223130

### 6 Cylinder Flexplates

<b>168 Tooth Flexplates</b>			
223131	1955-85	90 degree V6	149.99 ea
223134	1986-95	4.3L V6	164.99 ea

### Small Block Flexplates

<b>153 Tooth Flexplates</b>			
223130	1955-85	except 400	143.99 ea
223133	1986-97	externally balanced	169.99 ea

### 168 Tooth Flexplates

223131	1955-85	except 400	149.99 ea
223132	1955-85	400 only	158.99 ea
223134	1986-95	externally balanced	164.99 ea

### Big Block Flexplates

<b>168 Tooth Flexplates</b>			
223131	1965-90	exc. 454	149.99 ea
223135	1970-90	454, exc. balanced	143.99 ea

## Electronic Speed Sensor Lead

These OE quality wire leads plug directly into the factory electronic speed sensors on late model transmissions. Their weatherproof plugs are a perfect fit to the sensor aiding installation of transmissions and electronic speedometers.



500619

500619	700R4	21.99 ea
500620	4L60/4L80	20.99 ea
500621	4L60	20.99 ea
500951	T56	13.99 ea

## 1965-93 Transmission in a Box!

This is the most comprehensive kit available. Provides parts or necessary part numbers to upgrade your transmission into a true performance transmission. Kits available for TH350, TH400, 375, 375B, M40, M38 and TH-700R4. The TH-700 is a desirable transmission due to it's extra low ratio first gear (or better off the line performance) and overdrive fourth gear for better fuel economy. Includes instruction sheets that provide the do-it-yourself with all the information needed to completely overhaul a TH-700R4 to B&M specs. Easy to understand even if you have no experience in this area!

### Key Features:

- Sure quality and components used in a B&M Street/Strip Transmission in a do-it-yourself kit.
- Transpak modification components including special replacement valves and springs.
- Improved shift feel, retains full automatic features.
- Complete overhaul gasket set and Drain plug.

<b>TH400 Super Strip</b>			
223080	1965-87	kit	389.99 set
<b>TH350 Super Strip</b>			
223081	1968-81	kit	379.99 set
<b>TH-700R4 Super Strip</b>			
223084	1987-93	kit w/o instructions	512.99 set

New!



AMK

## 1958-76 Flexplate Mounting Hardware Set

Reproduction Flexplate to crankshaft mounting hardware set for 1958-76 full size models. Features original style fasteners with the correct black phosphate and oil finish and open circle headmarks.

G6573K	1958-76	12 piece	19.99 set
--------	---------	----------	-----------

## 1958-81 Flexplate to Crankshaft Bolt

This is the necessary bolt used to connect the flexplate to the crankshaft which is used on all 1958-81 Chevrolet models with 6 or 8 cylinder engines. 6 required. Sold individually.

G8455	1958-79	inline 6 cylinder AT	14.99 ea
G8455	1958-81	V8 AT	14.99 ea



223070

## 1965-01 Shift Improver Kit

The B&M Shift Improver Kit™ is the easiest way to get the stout performance you've always wanted out of your automatic transmission.

### Stage 1 - Heavy-Duty

Firm positive shifts without loss of driver comfort for improved performance in all street vehicles. Recommended for regular passenger vehicles.

### Stage 2 - Street/Strip

Provides very positive shifts for high-performance street use or for competitive events. This model is for the enthusiast who wants the hardest, quickest possible shift.

### Key Features:

- Provides crisp shifts on any stock automatic transmissions.
- Elimination of soft sluggish shifts, shift overlap, and excess wear on clutches and bands due to slippage.
- Improves transmission life.
- Transmission removal not required.

223070	1965-87	TH400, 375, M40	60.99 set
223071	1988-94	TH400, 3L80	60.99 set
223072	1968-81	TH350, 375B, M38	59.99 set
223093	1968-81	TH300C lockup	128.99 set
223074	1981-90	TH200-4R	61.99 set
223075	1982-93	TH700-R4/4L60	71.99 set
223077	1993-01	4L60E	71.99 set

TCI




28803

## 1962-93 Pro Super Transmission Overhaul Set


TCI Pro Super sets are a performance overhaul for automatic transmission based on the same components in TCI Street Fighter transmissions. These sets include: gaskets, seals, performance frictions, steel clutches, bands, adjustable modulator, high volume filter, a drain plug kit, and bushings as well as a TCI Trans-Scat valve body set to allow for manual/automatic shifting, giving solid shifts suitable for towing and drag racing applications.

28801	1962-73	Pwrglide alum case	481.99 set
28802	1962-91	TH400	368.99 set
28803	1968-79	TH350 non-lockup	349.99 set
78801	1982-86	700R4 27 spline	453.99 set
78901	1986-93	700R4 30 spline	421.99 set

# Torque Converter Covers



DES



## 1962-73 Powerglide Converter Cover

Correct reproduction 1962-73 Powerglide converter cover. This reproduction is manufactured to exact specifications and will replace the original cover exactly. This flywheel pan is also for Torque Drive transmissions.

3933089	1962-73	6 cyl, Powerglide...	49.99 ea
3933089	1962-73	6 cyl, Torque Drive	49.99 ea
3933089	1962-67	285	49.99 ea
3933089	1965-69	327	49.99 ea
3933089	1968-73	307	49.99 ea

DES



## 1969-79 TH350 Converter Cover

This converter cover is manufactured to exact specifications and will replace the original cover exactly. Correct flywheel pans for TH350 transmissions.

465471	1969	all V8	54.99 ea
465471	1970-73	307	54.99 ea
465471	1973-74	all 6 cylinder	54.99 ea
465471	1977-79	250	54.99 ea

DES



## 1965-72 TH400 Torque Converter Cover

Correct transmission converter cover for 1965-72 Chevrolet full size with Turbo 400 transmissions. Manufactured to factory specifications for an authentic appearance and fitment.

3868810	1965-72	TH400	28.99 ea
---------	---------	-------	----------

New!



## 700R4 Flexplate Dust Cover

Flexplate dust cover is designed to give the user easy access to the torque converter area. Available in bright chrome finish.

T3274	1982-93	700R4	52.99 ea
-------	---------	-------	----------

New!

DES AUTHORIZED



## 1984 Torque Converter Cover

Reproduction transmission torque converter cover for 1984 Chevrolet Impala and Caprice models with 231 engine and TH200/MV9 transmission. Manufactured in stamped steel to original factory specifications featuring correct contours for an authentic appearance and fit. Black EDP coating for rust and corrosion prevention.

GN110768	1984	TH200C/MV9	42.99 ea
----------	------	------------	----------



## Aluminum Torque Converter Cover

Add a durable, custom touch to your engine with a polished and finned aluminum dust cover on your transmission. Heavy gauge polished aluminum construction will not break easily, like plastic, or be vulnerable to rust like steel.

86071	TH350/TH400	87.99 ea
-------	-------------	----------



## Chrome Flywheel Converter Cover

Add the finishing touch to your engine with these triple chrome-plated dust covers used with all Chevrolet engines.

T9417	all Powerglide	48.99 ea
T9340	TH350/TH400 w/2-3/8" starter slot	50.99 ea

DES



## 1973-75 Converter Cover Pan Screw

Original style screw to attach transmission converter cover pan. Number 10 x 1".

G9150	1973-75		4.99 ea
-------	---------	--	---------



79589BK



79683AC

## Cast Aluminum Transmission Oil Pan

Fight high transmission temperatures with these specially cast transmission oil pans. The sand cast aluminum construction features raised heat sink fins for improved cooling, its 3/16" thick wall construction to add strength to the transmission case, and it includes a special 3/8" thick gasket flange that will not bend as the bolts are tightened. The gasket surface is also machined for a secure seal, and the transmission pan is designed with a magnetic drain plug for easy maintenance. Available in either standard capacity or deep sum for added capacity and powder coated black. "As Cast", there is a pan to suit every need. Each transmission pan includes all necessary mounting hardware.

Note: Gasket and filter not included.

### 200-4R Transmission

711070AC	low profile	"As Cast"...	355.99 ea
711070BK	low profile	black.....	434.99 ea
79917AC	deep pan	"As Cast"...	354.99 ea
79917BK	deep pan	black.....	434.99 ea

### TH350 Transmission

79589AC	low profile	"As Cast"...	299.99 ea
79589BK	low profile	black.....	379.99 ea
79684AC	deep pan	"As Cast"...	299.99 ea
79684BK	deep pan	black.....	379.99 ea

### TH400 Transmission

79591AC	low profile	"As Cast"...	339.99 ea
79591BK	low profile	black.....	419.99 ea
79683AC	deep pan	"As Cast"...	339.99 ea
79683BK	deep pan	black.....	419.99 ea



## Bolt-on Extra Cooling Capacity and Add Years of Life to Your Transmission!

Additional oil capacity means more cooling ability for your transmission. Lower temperatures coupled with proper maintenance and care will provide you years of additional service from your automatic transmission. B&M cast aluminum deep pans feature built-in drain plugs, includes the filter adapter and requires no modification to the dipstick. Filters are included in TH350 and Powerglide deep pan kits only.

Important: \*Filter included.

223112	adds 2 qts.	TH400.....	225.99 ea
223113*	adds 3 qts.	TH350, 250	256.99 ea
223114*	adds 2 qts.	Powerglide	256.99 ea
223116	adds 3 qts.	4L60E & 4L60	338.99 ea
223122	adds 2 qts.	TH700-R4	102.99 ea

# Transmission Pans



## Chrome Transmission Oil Pan

Replace your original transmission pan with a highly polished chrome transmission pan. Each pan is manufactured to factory specs and is finished in beautiful chrome-plating. Chrome accessories can really enhance the look of your transmission while giving a high-performance appearance. Available in finned chrome style. Includes drain plug. Gaskets available separately.

TY124B	aluminum Powerglide.....	34.99 ea
TY122B	TH350.....	20.99 ea
TY121B	TH400.....	26.99 ea



## Deep Chrome Transmission Oil Pan

Additional oil capacity means more cooling ability for your transmission. Lower temperatures coupled with proper maintenance and care will provide you years of additional service from your automatic transmission. B&M chrome steel deep pans feature built-in drain plugs, includes the filter adapter and requires no modification to the dipstick. Filters are included in TH350 deep pan kits only.

**Important:** \*Filter included.

223120	adds 2 qts.	TH400.....	102.99 ea
223121*	adds 3 qts.	TH350.....	102.99 ea
223121*	adds 3 qts.	TH250.....	102.99 ea



TF800051

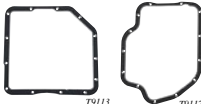


TF800053

## Slam Guard Transmission Pan

These Slam Guard transmission pans feature a 3/16" skid plate to protect your pan against bottoming out. Ideal for lowered applications, these pans avoid catastrophic failure and costly repairs caused by damage from speed bumps, dips, and ditches.

TF800051	TH400	black.....	204.99 ea
TF800053	TH400	chrome.....	187.99 ea



## Transmission Pan Gasket


Reproduction transmission pan gaskets for the most popular early model transmissions. Choose from TH350 or TH400.

TY113	TH350.....	6.99 ea
TY112	TH400.....	7.99 ea



TF231

TF171



TF233

TF289

## Automatic Transmission Filter Set

To maintain performance and extend their life, transmissions need oil changes and filters replaced, just like an engine. These sets are designed specifically for GM transmissions to strict specification and include an OE quality filter, gasket, and all necessary seals.

TF231	TH400 filter.....	16.99 set
TF171	TH350 filter.....	24.99 set
TF233	TH200C filter.....	11.99 set
TF235	700R4 filter.....	24.99 set
TF289	4L60E filter.....	25.99 set



223200

223201

223203

223204

## Replacement Extensions and Filter

Our extra capacity deep pans includes an adapter to make sure the filter achieves proper depth in the transmission pan. If you've lost or damaged the filter adapter that goes with your B&M deep pan, we've got the replacement for you.

### Replacement Adapters

223200	TH400.....	46.99 ea
223201	TH350, TH250.....	37.99 ea
223203	TH700R4/4L60.....	51.99 ea

### Replacement Filter & B&M Pans

223204	Powerglide, TH350, TH250.....	23.99 ea
--------	-------------------------------	----------

## No More Messy Oil Splash!

End the messy job of draining transmission fluid forever with Transmission Drain Plug Kit from B&M. Only a few automatic transmissions are equipped with drain plugs from the factory. If you're not one of the lucky few, then you can install one yourself very easily. Simply remove the pan once, drill a hole, bolt the B&M Drain Plug Kit in, and eliminate messy oil splash forever. Non-magnetic. Universal fit.

223300	drain plug.....	13.29 ea
--------	-----------------	----------



## Transmission Pan FilterMag

FilterMag's powerful rare earth magnets trap and hold wear inducing metal particles smaller than 40-microns down to 1-micron that the filter cannot stop. The super strong magnetic force holds FilterMag to a steel trans pan, is reusable, and will reduce maintenance costs by extending the life of your oil. The super strong automatic transmission FilterMag mounts to the outside bottom of the pan and will keep metal particles from harming your transmission.

FTM180	2.93" x 1.93".....	40.99 ea
FTM360	3.18" x 2.93".....	69.99 ea



## Pour in Performance!

Trick Shift™ was originally developed by B&M for racing applications. It's become so successful that it's the most popular high-performance fluid on the street also! Not an additive, this is the best performance ATF available! Trick Shift™ is the easiest way to measurably improve the transmission performance of your vehicle. Trick Shift™ works with all automatic transmissions when a firmer shift is desired. "Pour in Performance" isn't just a catchy phrase - it's reality! It can be mixed with stock type transmission fluids, however to attain maximum improvement you should use Trick Shift™ exclusively. Ideal for towing, light trucks and RV applications as well as racing.

**Important:** Not recommended for electronically controlled automatic transmissions.

223040	Original Trick Shift™ - 1 qt.....	8.99 ea
223041	Original Trick Shift™ - 12 qts.....	102.99 ea

## Max ATF



Max ATF is a synthetic, high-performance, automatic transmission fluid. Its low coefficient of friction and high film strength help to dramatically reduce heat and wear. Reduces heat to extend the life of your transmission. Max ATF is fully compatible and can be mixed with other automatic transmission fluids.

RP10130	quart.....	14.99 ea
RP12300	case of 12 quarts.....	179.99 ea



TRANSMISSION, SHIFTERS & CLUTCH

# Transmission Dipsticks

AS800100

## 1965-79 Transmission Dipstick

These reproduction automatic transmission dipsticks have been manufactured with obsessive attention to detail, featuring stamped fill level, instructions, and fluid type markings as original. Dipsticks are available for TH350 and TH400 transmissions.

**Note:** Length is measured from the bottom of the inside of the dust cap to the end of the blade.

AS800100 1967-79 TH350 27-1/8" 20.99 ea  
AS800101 1965-79 TH400 24-1/8" 20.99 ea

**AUTHORIZED**



T4995

## Chrome Transmission Dipstick

OE<sup>®</sup> Authorized chrome-plated dipstick and tube for the GM hydraulic transmissions. Original design which will fit most applications without modification.

T9421 TH350 27" ..... 22.99 ea  
T4995 TH400 24" ..... 19.99 ea

**AUTHORIZED**



153668 - detail

51061 - details



51041

## Flexible Transmission Dipstick

OE<sup>®</sup> Authorized flexible transmission dipsticks for GM transmissions. This firewall mount flexible dipstick feature a steel braided tube and a Teflon dipstick with aluminum handle. Fits push-in style transmissions with an o-ring seal. Includes a clear plastic filler tube adapter.

153668 Powerglide ..... 37.99 ea  
51041 TH350/TH400 ..... 39.99 ea  
51061 700-R4 ..... 38.99 ea



50043

50053

50063

## Flexible Transmission Dipstick

These flexible transmission dipsticks feature an aluminum handle, steel braided housing and a Teflon dipstick. They fit push-in style transmissions with an o-ring seal. Available for mounting to the bellhousing or the firewall. Includes a clear plastic tube with fitting to adapt a regular transmission fluid funnel to fit the dipstick housing.

**Bellhousing Mount**  
50043 TH350 ..... 53.99 ea  
50053 TH400 ..... 53.99 ea  
50063 700R4 ..... 53.99 ea



TF800069

14693

TF800086



USA

## Hi-Tech Flexible Braided

### Stainless Steel Transmission Dipstick

Lokar flexible transmission dipsticks offer versatility for custom applications. Designed for "push-in" style transmissions, these dipsticks feature braided stainless outer housings, double o-ring seals, Teflon lining, and heat resistant, easy-to-read inner dipstick cable. Includes dipstick funnel adapter to assist in filling. Firewall mount measures 24" in length. Transmission mount versions mount to the bellhousing and the length varies according to the transmission application. Installation instructions included.

Stainless Steel Firewall Mount		
14695	TH350/TH400	147.99 ea
14694	Powerglide	147.99 ea
14698	TH700-R4	147.99 ea
14697	TH200	147.99 ea
14699	TH200-R4	147.99 ea
14701	4L60	147.99 ea
14702	4L60E/4L65/4L70	147.99 ea
14703	4L80E	147.99 ea
TF800066	6L80E/6L90E	147.99 ea

Black Stainless Steel Firewall Mount		
TF800067	TH350/TH400	161.99 ea
TF800068	Powerglide	161.99 ea
TF800069	TH700-R4	161.99 ea
TF800070	TH200	161.99 ea
TF800071	TH200-R4	161.99 ea
TF800072	4L60	161.99 ea
TF800073	4L60E/4L65/4L70	161.99 ea
TF800074	4L80E	161.99 ea
TF800075	6L80E/6L90E	161.99 ea

Stainless Steel Trans Mount		
14685	TH350	138.99 ea
14686	TH400	138.99 ea
14684	Powerglide	138.99 ea
14688	TH700-R4	138.99 ea
14687	TH200	138.99 ea
14690	TH200-R4	138.99 ea
14691	4L60	138.99 ea
14692	4L60E/4L65/4L70	138.99 ea
14693	4L80E	138.99 ea
TF800085	6L80E/6L90E	138.99 ea

Black Stainless Steel Trans Mount		
TF800086	TH350	151.99 ea
TF800087	TH400	151.99 ea
TF800088	Powerglide	151.99 ea
TF800089	TH700-R4	151.99 ea
TF800090	TH200	151.99 ea
TF800091	TH200-R4	151.99 ea
TF800092	4L60	151.99 ea
TF800093	4L60E/4L65/4L70	151.99 ea
TF800094	4L80E	151.99 ea
TF800095	6L80E/6L90E	151.99 ea



C - Flares D - Bow Tie E - SS




56474CD

## Custom Transmission Pan Bolt Set

If you want to dress-up the bottom side of your drivetrain, you're sure to want a set of these polished stainless steel or chrome-plated transmission pan bolt sets. Each 5/16" - 18 x 3/4" bolt head is inscribed with your choice of popular Chevrolet logos. This is one very simple, very stylish custom touch! Set includes 13 bolts and 13 washers. Fits TH200, TH350, TH400 Powerglide.

**Note:** Must specify logo suffix: C - Flares, D - Bow Tie, E - SS.

56474C chrome ..... 39.99 set  
56474S stainless steel ..... 30.99 set




AK128A

## Transmission Pan Bolts

When installing a chrome-plated transmission pan, eliminate using the original worn out bolts and replace them with these brightly plated chrome transmission pan bolts. Includes a complete set of bolts and washers for proper installation. Fits TH200, TH350, TH400 and Powerglide. 5/16" - 18 x 3/4".

AK128A polished chrome 13 piece ..... 41.99 set  
AK128B polished stainless 13 piece ..... 80.99 set



## Chrome-Plated Trans Pan Bolts

When installing a chrome-plated transmission pan, eliminate using the original worn out bolts and replace them with these brightly plated chrome transmission pan bolts. Includes a complete set of bolts and washers for proper installation. Fits TH200, TH350, TH400 and Powerglide. 5/16" - 18 x 3/4".

T9692 chrome 14 piece ..... 13.99 set



## Transmission Pan Bolts

Don't settle for worn transmission pan bolts! These quality replacement bolts are zinc-plated for years of corrosion resistance. Sets contain enough 5/16" - 18 x 5/8" long bolts with built in locking washers for TH200, TH350, TH400 and Powerglide transmission pans.

10031 17 piece ..... 8.99 set

TRANSMISSION, SHIFTERS & CLUTCH



# Transmission Parts



## Universal Transmission Cooler

Efficient compact lightweight all aluminum 18,000 GVW transmission cooler designed to keep the transmission within safe operating temperature for the budget minded. Measures: 7-1/2" x 12-3/4" x 3/4". Installation kit includes: hose, clamps, fittings, and mounting hardware.

820500 universal..... 71.99 ea



## Heavy-Duty AT Cooler with Fan

Extend the life of your automatic transmission with Mishimoto's heavy-duty transmission cooler. Features 100% aluminum, tube and fin construction and a high flow 8" fan to provide maximum cooling for your transmission. Measures: 12.5" x 7.45" x 3.5" (including fan). Includes mounting hardware.

MM13059 universal..... 172.99 ea




## Hi-Tek Transmission Cooler

The Hi-Tek automatic transmission cooler is perfect for demanding street/strip and even towing applications. At 175 degrees, a thermal switch activates the high flow 12 Volt 7" electric fan. Durable, oven brazed aluminum construction promises years of performance. The 1/2" NPT fittings are easily adaptable to AN fittings and steel braided cooler lines, or can be used with standard rubber or steel lines. Measures 10" x 7-1/2" x 4" and includes electrical connectors and detailed instructions.


70298 universal..... 423.99 ea



FL400117



FL600117



FL600029

## Transmission Fluid Cooler

Transmission fluid is designed to act as a coolant as well as a lubricant for your transmission. If the transmission fluid is allowed to get too hot, performance drops, varnishes form, and the fluid starts to break down, which can lead to premature wear. Flex-a-Lite heavy-duty coolers can help prevent this by keeping the temperatures down, helping to ensure longer life to transmissions and components, and reduce the stress created by high-performance transmissions. Also suitable as a power steering cooler.

*Important: Depending on application and setup, additional fittings or adapters may be required.*

*Note: Dimensions: width = 11", depth without fan = 3/4", with fan = 3-1/4"; height varies.*

### 3/8" Barbed Fitting

#### Without Fan

FL400117 6" high 17 row..... 136.99 ea  
FL400130 10" high 30 row..... 122.99 ea

#### With Fan 6-1/2" Diameter Fan

FL600117 6" high 17 row..... 234.99 ea

#### With Fan 10" Diameter Fan

FL600029 9-5/8" high 29 row..... 285.99 ea



## Transmission Oil Cooler/Filter

This automatic transmission oil cooler and filter combination assembly uses a finned aluminum heat sink design to dissipate heat in racing applications. It can also be used as an inline auxiliary cooler in conjunction with the stock cooler. It's compact one pound 3" x 12" aluminum body gives it excellent heat transfer capabilities. An internal filter with magnet traps particles over 5-microns to reduce transmission wear. Includes filter cartridge and two 1/4" NPT to 3/8" line fittings.

241200 universal..... 135.99 ea



BTC6101S

## 1958-70 AT Cooler Lines

Replace your original transmission cooler lines with these reproductions which are pre-bent to the correct configurations. These lines will replace originals which are commonly cut when doing engine or transmission repairs. Each line features the correct fitting and thread sizes. For a "show quality" look, choose from either the original galvanized material or the longer-lasting stainless steel material!

*Note: \*Fittings 12" apart. Shipped double oversize.*

Stainless Steel			
BTC5801S	1958-60	Powerglide - iron	63.99 pr
BTC6101S	1961-64	Powerglide - alum	95.99 pr
BTC6103S	1961	348 w/Turboglide	95.99 pr
BTC6501S*	1965	SB	95.99 pr
BTC6502S	1965-66	BB w/Powerglide	95.99 pr
BTC6601S*	1966-67	SB	95.99 pr
BTC6602S*	1966-67	SB	95.99 pr
BTC6702S	1967	BB w/TH400	95.99 pr
BTC6805S	1968	TH400	95.99 pr
BTC7005S	1970	TH400	95.99 pr

OE Material			
BTC5801	1958-60	Powerglide - iron	57.99 pr
BTC6101	1961-64	Powerglide - alum	57.99 pr
BTC6103	1961	348 w/Turboglide	57.99 pr
BTC6501*	1965	SB	57.99 pr
BTC6502	1965-66	BB w/Powerglide	57.99 pr
BTC6601*	1966-67	SB - LH	57.99 pr
BTC6602*	1966-67	SB - RH	57.99 pr
BTC6702	1967	BB w/TH400	57.99 pr
BTC6805	1968	TH400	57.99 pr
BTC7005	1970	TH400	57.99 pr



BTV7005

## 1970 Automatic Transmission Vacuum Line

Our transmission vacuum lines are reproduced in the correct configuration for an original appearance and fit. These vacuum lines fit between the transmission vacuum modulator and the intake manifold fitting. For a "show quality" look, choose from either the original galvanized material or the longer-lasting stainless steel material!

*Note: Shipped oversize.*

Stainless Steel			
BTV7005S	1970	TH400	50.99 ea

OE Material			
BTV7005	1970	TH400	37.99 ea



## 1958-83 Transmission Cooler Line Fittings

Don't search store after store for the correct adapters to connect transmission cooler lines to a radiator! These brass fittings fit perfectly with correct threads on the radiator side and correct flares on the cooler line side.

XC18411 1958-63..... 9.99 pr


# Transmission Coolers



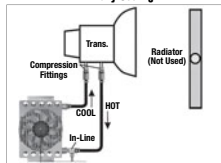
## Series 8000 Transmission Cooler Set

A step-up from Tube & Fin type coolers, this Derales Plate and Fin cooler features strong furnace brazed construction, 7/8" wide plates, 3/4" embossed turbulators which maximize heat transfer while also minimizing pressure drop. Extends transmission life by preventing heat related transmission failures, and improve shifting performance. These sets include the transmission cooler hardware kit to easily install onto vehicles with 5/16" cooler lines.

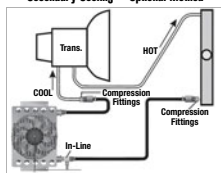
<b>11/32" Hose Barb Inlets</b>	
13501 11" x 5-3/4" .....	54.99 set
13502 11" x 7-1/4" .....	64.99 set
13503 11" x 9-1/4" .....	69.99 set
13504 11" x 11-3/4" .....	74.99 set
<b>1/2"-20 Inverted Flare w/3/8" Hose Barb Fittings</b>	
13523 11" x 9-1/4" .....	79.99 set



## Primary Cooling



## Secondary Cooling — Optional Method



**USA**

## Atomic-Cool Transmission Cooler Set

Derales Performance Atomic-Cool remote trans cooler can literally be mounted almost anywhere. A heavy-duty 15 row plate and fin cooler coupled with an 8" Tornado fan and aluminum brackets, these sets include the installation kit to install easily on all vehicles with 5/16" or 3/8" transmission cooler lines. Also included is an 180 degrees F in-line thermostat for activating the electric fan. The Atomic-Cool is designed for high-performance vehicles or heavy-duty towing and hauling, and can add years to the life of your transmission. Measures: 12-3/4" x 9-3/8" x 4-5/16".

**Features Tornado Series Fan, 500 CFM**

13950 -6AN .....	248.99 set
13950 -8AN .....	258.99 set



## AT Aluminum Cooler

Keep your transmission temperatures down with this universal cooler from Mishimoto. Cooler temperatures means less fluid breakdown to keep your transmission working the way it should, longer. Another benefit of using this transmission cooler is that you can use any Mishimoto radiators, with or without a built in trans cooler.

MM13061 AT cooler .....	100.99 set
-------------------------	------------



**USA**

## Rigid Transmission Cooler Mounting Set

This Derales dual hose set allows secure, rigid mounting of a transmission cooler on any vehicle with 5/16" transmission cooler lines. Includes 8 feet of 1/132" oil hose, 4 metal mounting brackets with hardware, 4 hose clamps and a universal insta-dapt radiator adapter fitting.

13064 cooler mounting set .....	26.99 set
---------------------------------	-----------



**USA**

## Transmission Cooler Mounting Set

This Derales set includes everything you need to install a remote transmission cooler. Set includes 10 feet of 3/8" OEM spec hose, a 180 degrees F in-line thermostat and 3/8" compression fittings to install onto all vehicles with 3/8" transmission cooler lines.

13022 for 3/8" cooler lines .....	49.99 set
-----------------------------------	-----------

# Transmission Coolers

New!



New!



## Compression Fittings

DeraLe Performance transmission cooler line hose barb and AN black anodized compression fittings. Our compression fitting installs onto a cut transmission cooler steel line therefore eliminating the need of re-flaring the end. Sold individually.

### Tube to Hose Barb

13041	5/16" tube to 3/8" barb	15.99 ea
13042	3/8" tube to 3/8" barb	15.99 ea
13043	1/2" tube to 1/2" barb	15.99 ea

### Tube to AN

13044	5/16" tube to -6AN male	16.99 ea
13045	3/8" tube to -6AN male	16.99 ea
13046	1/2" tube to -8AN male	16.99 ea

New!



## In-Line Fluid Thermostat

DeraLe in-line fluid thermostats have a 180 degrees F preset turn-on and a 165 degrees F turn-off. These fluid control thermostats engage the fan on any remote cooler electric fan so that it comes on only when needed. Includes thermostat and two brass hose barb fittings.

### 180 Degrees On - 165 Degrees Off

13021	-6AN x -6AN, hose barb	32.99 ea
15721	-8AN x -8AN, hose barb	32.99 ea

New!



## Male Adapter Fittings

DeraLe Performance universal AN to NPT black anodized male adapter fittings. Sold individually.

59206	-6AN x 3/8"NPT Male	12.99 ea
59208	-8AN x 3/8"NPT Male	12.99 ea
59306	-6AN x 1/2"NPT Male	12.99 ea
59308	-8AN x 1/2"NPT Male	12.99 ea
59310	-10AN x 1/2"NPT Male	12.99 ea



## Transmission Cooling Oil Pan

DeraLe's transmission cooling pan uses air passing beneath the vehicle and redirects it to help lower transmission oil temperatures. This pan features brazed, turbulator equipped airway tubes passing through the lower section of the pan for more efficient cooling. Finished with a durable black two stage coating, each pan also includes neoprene gasket, 1/8" NPT temperature sender plug and magnetic drain plug.

Note: \*Includes extended filter pickup tube #14002.

### Transmission Cooling Oil Pans

14200	TH350	199.99 ea
14201	TH400, std. depth	199.99 ea
14202*	TH400, deep	219.99 ea
14204	700R4, 4L60, 4L60E	199.99 ea
14207	4L80, 4L80E	229.99 ea

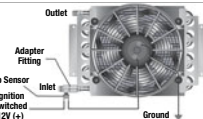
### Replacement Deep Pan Filter Pickup Tube

14002	TH400, extended	24.99 ea
-------	-----------------	----------

**3X** at grocery & discounts stores, gas stations, fast food points & restaurants.

Plus receive up to 15% off your Classic Industries order!

New!



## Premium In-Line Fluid Thermostat

DeraLe in-line fluid thermostats, have an attractive black anodized finish and features a swivel housing which allows for a clean and professional installation. Features AN male/AN female connection.

### 180 Degrees On - 165 Degrees Off

35020	-6AN x -6AN	43.99 ea
35021	-8AN x -8AN	46.99 ea
35022	-10AN x -10AN	48.99 ea

### 190 Degrees On - 175 Degrees Off

35025	6AN x -6AN	43.99 ea
35026	8AN x -8AN	46.99 ea
35027	10AN x -10AN	48.99 ea

New!



## 1963-84 Transmission Modulator Valve

Replace a leaking modulator valve on your transmission to restore proper operation and gear changes. The modulator valve is a device that regulates hydraulic line pressure in a transmission to meet varying load conditions.

### Powerglide Transmission

TM15	1963-73	all	26.99 ea
------	---------	-----	----------

### TH250 Transmission

TM60	1973-75	all	14.99 ea
TM65	1981-84	231	39.99 ea
TM60	1984	229	14.99 ea

### TH350 Transmission

TM54	1969-74	all	16.99 ea
TM60	1973	all	14.99 ea
TM60	1974	exc police/taxi	14.99 ea
TM60	1975	all	14.99 ea
TM60	1980-84	all	14.99 ea

### TH375 Transmission

TM60	1973-75	all	14.99 ea
------	---------	-----	----------

### TH400 Transmission

TM54	1965-76	all	16.99 ea
TM60	1976	all	14.99 ea

### M38 Transmission

TM59	1976-77	all	41.99 ea
TM60	1978-79	305	14.99 ea
TM59	1978-79	350	41.99 ea

TRANSMISSION, SHIFTERS & CLUTCH

# Transmission Parts



## 1958-75 TH350 Kickdown Cable

OER® Authorized stainless steel transmission kickdown cable that fits TH350 transmissions with carburetor kickdown cable. Designed for 4 barrel type carburetors and small block Chevrolet engines. Includes extender for more versatility in adjusting cable length where needed.

**Important:** Cable housing cannot be cut-to-fit.

153666 1958-75 full size ..... 26.99 ea



## 1968-81 Kickdown Control Cable

Original style replacement or quality reproduction transmission throttle valve cables will replace the original frayed or damaged cable exactly.

**OER® Reproduction**

342486 1968-75 all with TH350 ..... 29.99 ea  
1262620 1976-80 AT with TH350 ..... 19.99 ea

**Genuine GM**

G8486 1968-72 with TH350 ..... 25.99 ea  
G8486 1968-69 327 TH350 w/4 bbl ..... 25.99 ea  
G8486 1968-69 350 TH350 w/4 bbl ..... 25.99 ea  
G8486 1970-71 TH 350 ..... 25.99 ea  
G8526 1981 code MU ..... 36.99 ea  
G1821 1981 231 (MX2) ..... 23.99 ea



## Hi-Tech TH400 Electric Kickdown

These electric kickdowns are cable operated. The electric switch is housed in a billet aluminum box that mounts with transmission pan bolts. The outer cable housing is available in stainless steel, black stainless steel, or black nylon. Eliminates mounting electrical switches on the carburetor, manifold, or near throttle pedal. Can be mounted in a variety of locations within 48" of the carburetor. Complete installation instructions are included. Mounting bracket and return spring set for the throttle end of the kickdown sold separately.

**Important:** Throttle cable bracket and spring set #SR4000 or SR4003 is required for installation.

**TH400 Electric Kickdown Unit**

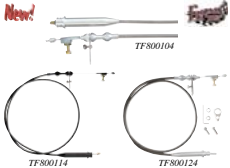
KD2400 raw box/ braided cable ..... 147.99 ea  
KD2401 black box/black nylon cable ..... 147.99 ea  
KD2402 black box/blk braided cable ..... 161.99 ea

**Cable Bracket and Return Spring Set**

SR4000 stainless ..... 48.99 set  
SR4003 black ..... 52.99 set

**Individual Components**

SR4001 stainless bracket only ..... 26.99 ea  
SR4004 black bracket only ..... 30.99 ea  
SR4002 stainless springs only ..... 26.99 ea  
SR4005 black springs only ..... 30.99 ea



## Hi-Tech Kickdown Cable Set

Lokar's "U-Cut-to-Fit" high tech kickdown cables are adaptable for all types of manifolds including tunnel ram and blower manifolds. Kickdowns feature aluminum fittings with ferrule to eliminate frayed cable ends and are designed with a specially extruded liner (not ordinary cable) for extended life of the cable. Available with stainless steel, black stainless steel, or black and polished housings. Polished versions feature polished aluminum fittings with polished ferrule to prevent frayed cable ends.

**Stainless Steel Housing**

TF800107 Powerglide ..... 129.99 set  
TF800104 TH350 ..... 129.99 set  
TF800105 TH350 Blower-Port ..... 129.99 set  
TF800106 TH350 Tuner-Port ..... 147.99 set  
TF800110 TH200 (1976-78) ..... 129.99 set  
TF800111 TH200-4R (1979-89) ..... 129.99 set  
TF800108 TH700-R4 ..... 129.99 set  
TF800109 TH700-R4 Tuned-Port ..... 129.99 set  
TF800112 4L60 ..... 129.99 set  
TF800113 4L60 Tuned-Port ..... 129.99 set

**Black Stainless Steel Housing**

TF800114 TH350 ..... 142.99 set  
TF800115 TH350 Tuned-Port ..... 142.99 set  
TF800116 TH350 Blower Drive ..... 161.99 set  
TF800120 TH200 (1976-78) ..... 142.99 set  
TF800121 TH200-4R (1979-89) ..... 142.99 set  
TF800118 TH700-R4 ..... 142.99 set  
TF800119 TH700-R4 Tuned-Port ..... 142.99 set  
TF800122 4L60 ..... 142.99 set  
TF800123 4L60 Tuned-Port ..... 142.99 set

**Black Housing**

TF800127 Powerglide ..... 129.99 set  
TF800124 TH350 ..... 129.99 set  
TF800125 TH350 Tuned-Port ..... 129.99 set  
TF800126 TH350 Blower Drive ..... 147.99 set  
TF800130 TH200 (1976-78) ..... 129.99 set  
TF800131 TH200-4R (1979-89) ..... 129.99 set  
TF800128 TH700-R4 ..... 129.99 set  
TF800129 TH700-R4 Tuned-Port ..... 129.99 set  
TF800132 4L60 ..... 129.99 set  
TF800133 4L60 Tuned-Port ..... 129.99 set

**Polished Stainless Steel Housing**

TF800137 Powerglide ..... 166.99 set  
TF800134 TH350 Tuned-Port ..... 166.99 set  
TF800135 TH350 Tuned-Port ..... 166.99 set  
TF800136 TH350 Blower Drive ..... 184.99 set  
TF800140 TH200 ..... 166.99 set  
TF800141 TH200-4R ..... 166.99 set  
TF800138 TH700-R4 ..... 166.99 set  
TF800139 TH700-R4 Tuned-Port ..... 166.99 set  
TF800142 4L60 ..... 166.99 set  
TF800143 4L60 Tuned-Port ..... 166.99 set

**Polished Black Housing**

TF800147 Powerglide ..... 166.99 set  
TF800144 TH350 Tuned-Port ..... 166.99 set  
TF800145 TH350 Tuned-Port ..... 166.99 set  
TF800146 TH350 Blower Drive ..... 184.99 set  
TF800150 TH200 ..... 166.99 set  
TF800151 TH200-R4 ..... 166.99 set  
TF800148 TH700-R4 ..... 166.99 set  
TF800149 TH700-R4 Tuned-Port ..... 166.99 set  
TF800152 4L60 ..... 166.99 set  
TF800153 4L60 Tuned-Port ..... 166.99 set



## TH350 Kickdown Bracket & Cable

Standard adjustable GM detent with Lokar's stainless mounting bracket mounts onto the 2 back manifold bolts. Designed for 4 barrel type carburetors for small block Chevrolet engines. Includes extender for more versatility in adjusting cable length where needed.

**Important:** Cable housing cannot be cut-to-fit.

KD2350 bracket and cable ..... 76.99 ea



## Tru-Shift Throttle Correction System

This throttle bracket system provides precise cable adjustment for 700-R4 and 200-4R transmissions. When properly adjusted this system allows proper shifting in city traffic and during full throttle operation. Includes: auto adjusting detent cable, cable arm, cable bracket, and throttle cable brackets. All sets include throttle brackets for Lokar and GM throttle cables. Can also be used with factory rod style throttle linkage. Available for Holley, Edelbrock, Demon Carburetors, and MSD Atomic, Holley Sniper-1 and Fi-Tech EFI.

A9700102 Holley ..... 312.99 set  
A9700103 Demon ..... 312.99 set  
A9700104 Edelbrock ..... 312.99 set  
A9700105 MSD Atomic EFI ..... 312.99 set  
S011006 Holley Sniper-1 EFI ..... 312.99 set  
S011003 Fitech Go EFI ..... 312.99 set

TRANSMISSION, SHIFTERS & CLUTCH

# Transmission Parts



## 1968-69 Kickdown Cable Bracket

Reproduction kickdown cable bracket for 1968-69 Chevrolet models with TH350 or TH400 transmissions.

### TH350 Kickdown Bracket

C475141 1968-69 all..... 20.99 ea

### TH400 Kickdown Brackets

C244104 1968 without 307ci..... 28.99 ea  
 C244104 1969 350..... 28.99 ea  
 C244104 1969 427 four barrel 28.99 ea



## Kickdown and Throttle Cable Bracket

The throttle valve cable bracket is designed for specific carburetor and transmission setups to mount the cable to the carburetor for proper upshifts and downshifts. For TH200R4/TH700R4 transmissions.

H2095 for Holley 4150 and 4160..... 36.99 ea  
 H20100 for Quadrajet..... 56.99 ea  
 H20100 for Edelbrock spread bore..... 56.99 ea

**OEER AUTHORIZED**



## Kickdown Linkage Rod Retaining Clip

OEER® Authorized kickdown rod retaining clip for various GM models with Powerglide transmission. Connects the upper passing gear kickdown rod to the carburetor.

### Fits 1/4" Rod Diameter

C133 LH 17/64" i.d..... 1.99 ea  
 TF700512 RH 17/64" i.d..... 1.19 ea

**OEER AUTHORIZED**



## 1958-81 Shift Linkage Retainer Clip

Reproduction linkage retaining clip for 1958-81 Chevrolet models. This clip is used to attach the shifter linkage, kickdown cable swivel, and the upper and lower clutch pushrods. Use as required.

3749084 1958-81..... 2.59 ea

## 1982-86 O-Ring Seal for M29 Cable

Transmission throttle valve control cable seal for 1982-96 full size models. Measures 1.3" long x .5" high. Inside diameter is .60", while outside diameter is .80". Rubber material is 10mm thick.

G1823 1982-96 M29..... 12.99 ea



**New!**

**OEER AUTHORIZED**



## 1970-77 TH400 Kickdown Switch

OEER® Authorized kickdown (downshift) switch or transmission throttle control switch for 1970-77 Chevrolet full size models with TH400 transmissions.

1242101 1970-77 M40 (TH400)..... 16.99 ea

**OEER**



## 1965-72 Lower Trans. Kickdown Rod

The kickdown rod for 1965-72 full size Chevrolet models with factory installed V8 engines and Powerglide transmissions, is a commonly forgotten link in your vehicles drivetrain. This rod mounts between the transmission case kickdown arm and the bellhousing mounted kickdown actuator arm.

3830310 1965-72..... 21.99 ea



LR67692



LR67694

## 1967-72 PG Upper Kickdown Linkage Rod

Reproduction upper kickdown rod for 1967-72 Chevrolet models with V8 and 4 barrel carburetor. Each rod is manufactured to correct factory dimensions and includes the swivel. Features a satin plated finish offering an original appearance and fitment. For use with Powerglide transmissions. Connects from the throttle lever on 4 barrel carburetors to the bellcrank.

Rod measures 12-3/4" long.

LR67692 1967-72 2 barrel carb..... 32.99 ea

LR67694 1967-70 4 barrel carb..... 32.99 ea

**OEER**



## 1968-72 Auto. Trans. Cable Conversion Set

When changing a Powerglide transmission to a Turbo-Hydraulic transmission you will need to change cable mounting hardware. This conversion comes complete with all brackets and hardware to easily make the necessary conversion. Available for Turbo 350 or Turbo 400.

SCK3511 1968-72 TH350..... 59.99 set

SCK401 1968-72 TH400..... 59.99 set



## 1964 Impala Shifter Cable Conversion

If you're upgrading your 1964 Impala with a TH350, TH400, TH700R4, or TH2004R transmission, simplify your conversion with a set that allows you to use your factory shifter with your new transmission. This set eliminates the rod linkage and replaces it with a GM cable assembly. Includes: a new laser cut and hardened detent plate, cable assembly, cable mounting bracket, cable pin, instructions, and hardware.

C2051 1964 TH350, TH400..... 227.99 set

C2052 1964 TH200R4, TH700R4..... 247.99 set



## 1965-67 Impala Shifter Conversion

If you plan on updating your classic 1965-67 Impala with a newer TH350, TH400, TH700R4, or TH2004R transmission, why not make your conversion as easy and straight forward as possible. Classic Industries® offers the correct sets that will allow you to use your factory shifter with the newer style transmissions listed above. The conversion set includes a new laser cut and hardened detent plate, transmission shift lever, and all necessary hardware. This set retains the original rod type linkage. If you are converting from a Powerglide to a TH400, we recommend that you also purchase the SW425 shifter rod to make your installation much easier. All other applications can use original shifter rod.

154009 1965-67 TH350, TH400..... 40.99 set  
 S104 1965-67 TH200R4, TH700R4 97.99 set  
 S104 1965-67 4L60E, 4L80E..... 97.99 set  
 S1043 1965 S104 + lens..... 97.99 set



## 1968-72 Shifter Overdrive Conversion Set

If you plan on updating your classic 1968-72 Impala to a newer TH700R4, or TH2004R overdrive transmission, this set will allow you to correctly convert your shifter to operate all 4-speeds. Set includes a laser cut hardened detent plate and, all necessary brackets and hardware. Your converted shifter will work with your original cable, and travel the same distance in the console as the original.

SCK224 1968-72..... 147.99 set

TRANSMISSION, SHIFTERS & CLUTCH

# Automatic Shifters



### Key Features:

- Unique multi-positioned trigger for user comfort in various shifter positions.
- Base can be trimmed to custom fit any floor.
- Reverse lockout feature meets NHRA and IHRA requirements.
- Neutral safety switch, back-up light switch, lighted gear indicator, polished aluminum T-handle and cable.
- Can be used with a reverse pattern valve body.

## The Most Comfortable Shifter We Offer!

The B&M Hammer™ shifter may just be the most comfortably operated automatic shifter you can buy. Grab the handle of a Hammer™ and it feels like it was molded to your hand. The unique design easily fits small to large hands and provides the appropriate wrist angle. The multi-position trigger is spoon shaped for easy finger operation in a multitude of grip positions. Ratchet shifter for TH400, 350, 250, 200, 700R4, 200-4R, 3- and 4-speed automatic transmissions.

**Important:** Not for original consoles.

223016 Hammer™ shifter ..... 327.99 ea



### Key Features:

- Universal floor mount application. Base can be trimmed to custom fit any floor.
- Cable operated for quick installation and accurate shifting.
- Neutral safety switch, back-up light switch, lighted gear indicator, polished aluminum T-handle, and cable.
- Can be used with a reverse pattern valve body.

## High-Performance Ratchet Action!

The MegaShifter™ is one of B&M's all-time classic designs due to it's timeless good looks and high-performance ratchet action. And, it's ideally suited for most popular universal applications. For TH400, 350, 250, 200, 700R4, 200-4R, 3- and 4-speed automatic transmissions.

**Important:** Not for original consoles.

223017 MegaShifter™ shifter ..... 461.99 ea  
223306 replacement shift boot ..... 35.99 ea  
BM80697 shift indicator window ..... 17.99 ea



### Key Features:

- Universal floor mount application. Base can be trimmed to custom fit any floor.
- Cable operated for quick installation and accurate shifting. You can't miss a gear.
- Neutral safety switch, back-up light switch, lighted gear indicator, chrome knob and cable.
- Can be used with a reverse pattern valve body.

## Classic Style and Stout Performance!

You want style and stout performance wrapped up in a classic package? The B&M QuickSilver™ shifter is your answer! This top of the line ratchet action shifter provides performance shifting without a trigger. To get into park or reverse from drive, just lift the knob/stick assembly and move it forward into position! And it's cable operated for easy installation and precise shifting. For TH400, 350, 250, 200, 700R4, 200-4R 3- and 4-speed automatic transmissions.

**Important:** Not for original consoles.

223018 QuickSilver™ shifter ..... 426.99 ea  
223307 replacement indicator decal ..... 17.99 ea



### Key Features:

- Base can be trimmed to custom fit any floor.
- Neutral safety switch, back-up light switch, lighted gear indicator, black T-handle and cable.

## The Perfect Shifter for Your Daily Driver!

The Sport Shifter™ may be a low cost alternative to B&M's top of the line MegaShifter™ – but it performs as if it was twice the price! The Sport Shifter™ is not a ratchet shifter and not intended for racing applications, but it makes a perfect addition to any street machine – making daily driving something to look forward to. Utilizing a simple detent action between first, second, high, and neutral, it features a lighted gear indicator, black plastic T-handle, neutral safety switch, back-up light switch, and flat aluminum stick. For TH400, 350, 250, 200, 700-R4, 200-4R, 3- and 4-speed automatic transmissions.

**Important:** Not for original consoles.

223019 Sport Shifter™ shifter ..... 317.99 ea



### Key Features:

- Base can be trimmed to custom fit any floor.
- Cable operated for quick installation and accurate shifting.
- Reverse lockout feature meets NHRA and IHRA requirements.
- Neutral safety switch and polished aluminum T-handle and cable.

## Straight Line Detent Shifter

The B&M StarShifter™ is one versatile 3-speed automatic shifter – wrapped up in a clean, timeless styled package! In the normal mode the StarShifter is a straight line detent shifter. When the lever is in low, lift the trigger all the way and pull the stick back to convert to ratchet action. Move the stick forward for the 1-2 and 2-3 shifts. Cannot be used with reverse pattern valve body. For TH400, 350, 250, 200 automatic transmissions.

**Important:** Not for original consoles.

223020 StarShifter™ shifter ..... 297.99 ea



### Key Features:

- Base can be trimmed to custom NHRA and IHRA requirements.
- Neutral safety switch, back-up light switch, black T-handle and cable.

## More Bang for the Buck!

The B&M Z-Gate™ shifter combines classic styling, performance and a popular price. If you're building a project on a budget, or just want to upgrade your automatic shifter, the Z-Gate™ is the only choice! Great for most 3-speed automatics, the patented 'Z' shaped architecture eliminates the possibility of over shifting and missing a gear. Even more, this easy to operate shifter has many of the features found in our top of the line units, and it includes a T-handle and T-trigger – so you get the most bang for your buck! For TH400, 350, 250, 200 automatic transmissions.

**Important:** Not for original consoles.

223021 Z-Gate™ shifter ..... 272.99 ea

# Automatic Shifters

New!



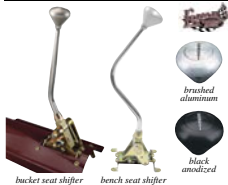
- Key Features:**
- NHRA/IHRA approved.
  - Interchangeable gate plate system.
  - Solid positive gate shifting.

## Street Bandit Shifter

B&M Street Bandit shifters are designed with the look and feel of a race shifter. They feature replaceable 2-, 3-, or 4-speed forward pattern gate plates or a 3-speed reverse pattern gate plate. Other features include a back-up light switch, neutral safety switch, brushed aluminum cover, CNC aluminum Magnum Grip shift handle, a 5' Super Duty cable, and the all brackets, levers and instructions for needed for an easy installation.

**Important:** Fits Chrysler 1966 and later Torqueflite A727, A518, A618, A904, A999, A500 automatic transmissions. Will operate other 4-speed automatic transmissions, but you will need to fabricate a cable bracket.

BM81050	Magnum Grip Street Bandit.....	686.99 ea
BM80797	Hi-Tek Street Bandit.....	676.99 ea
BM80884	floor mounting bracket.....	34.99 ea



## Floor Mount Shifter

Premium Lokar floor mounted shifters. All shifters include a neutral safety switch with positive safety lockout in park and neutral, while the shift knobs feature a Teflon lined button for smooth operation. Designed to operate on solid adjustable linkage, each shifter also includes gold irradiated brackets. Shifter levers are available in chrome or black and the mushroom shift knob in either brushed aluminum or a black anodized finish. All shifters include mounting hardware and instructions.

### Bucket Seats

8" Chrome Handle w/Brushed Aluminum Mushroom Knob	
BM63501	TH350..... 425.99 ea
BM67001	TH700-R4..... 425.99 ea
BM64611	4L60E..... 425.99 ea

8" Chrome Handle with Black Anodized Mushroom Knob	
BM63502	TH350..... 425.99 ea
BM67002	TH700-R4..... 425.99 ea

8" Black Handle with Black Anodized Mushroom Knob	
BM62014	TH200-4R..... 415.99 ea
BM64614	4L60E..... 415.99 ea

### Bench Seat

16" Chrome Handle w/Brushed Aluminum Mushroom Knob	
BB60002	TH350..... 502.99 ea
BB60003	TH400..... 502.99 ea
BB60004	TH700-R4..... 502.99 ea



- Key Features:**
- Forged aluminum stick.
  - One hand operated, spring loaded reverse lockout mechanism.
  - Factory installed neutral safety switch.
  - Cable operated.
  - Optional cover kits sold separately.

## Floor Mount Quarter Stick Shifter

The Hurst quarter stick automatic shifter is designed to provide positive gear change control for street or strip applications. Detent activation is controlled by a chrome-plated trigger contoured to fit comfortably into the driver's hand. Optional shifter cover can be trimmed to fit any floor pan. For a stock console look, choose the distinctive black textured plastic cover kit. Or, for a racier look, pick the aluminum cover kit that attaches to the shifter with 2 quick release pins. Both are sold separately. The Hurst quarter stick shifter fits TH250, 350, 375, 400 transmissions.

**Important:** For vehicles without factory consoles.

<b>Forward or Reverse Valve Body</b>	
3160001	Powerglide (w/aluminum case) 409.99 ea

<b>Forward Valve Body</b>	
3160006	TH250, 350, 375, 400 409.99 ea

<b>Reverse Valve Body</b>	
3160001	TH250, 350, 375, 400 409.99 ea



- Key Features:**
- Attractive black textured console with chrome-plated cover.
  - Can be trimmed to fit any floor contour.
  - Cable operated to provide for your choice of mounting locations.
  - Progressively illuminated gear position indicator.
  - Incorporates a neutral safety and reverse light switch assembly.
  - Full forward and reverse ratchet action for use with standard or reverse pattern valve body.

## Ratchet Action! Ideal for Street or Strip!

The Hurst Pro-Matic 21M Ratchet Action Shifter is quality engineered for years of precise, trouble-free operation. The Pro-Matic 21M gives a custom appearance to any vehicle and is ideal for street or strip performance. Fits TH350 or TH400 transmissions.

**Important:** For vehicles without factory consoles.

3838500	TH350, TH400..... 409.99 ea
---------	-----------------------------



- Style One - Plastic Cover Set:**
- Adds a "factory option" look to your Hurst shifter.
  - Textured black plastic can be trimmed to fit any floor contour.
  - Mounting plate and button head screws are included.

- Style Two - Aluminum Cover Set:**
- Adds a "race car" look to your Hurst shifter.
  - Attaches to shifter with 2 quick release pins.

## Quarter Stick Shifter Cover

One of the nice features of the Hurst Quarter Stick Shifter is the ability for you to choose the finished look you want through the availability of 2 distinctive cover set designs.

**Important:** For vehicles without factory consoles.

1300055	plastic cover.....	128.99 set
1300041	aluminum cover.....	107.99 set

- Key Features:**
- Forged aluminum stick.
  - CNC-Machined Billet Pistol-Grip handle.
  - Snap action thumb switch for operating roll control, nitrous or trans brake.
  - One hand operated, spring loaded reverse lockout mechanism.
  - Factory installed neutral safety switch.
  - Cable operated.
  - Optional cover kits sold separately.



## Pistol Grip Quarter Stick Shifter!

The Hurst pistol grip quarter stick automatic shifter is designed for a firm comfortable natural grip, providing a positive feel when shifting. The pistol grip handle is CNC-machined from billet aluminum and features a precision snap action thumb switch that is ideal for operating a Hurst Roll Control, nitrous system or trans brake. Optional shifter cover can be trimmed to fit any floor pan. For a stock console look, choose the distinctive black textured plastic cover kit. Or, for a racier look, order the aluminum cover kit that attaches to the shifter with 2 quick release pins. Both are sold separately. The Hurst pistol grip quarter stick fits TH250, 350, 375, 400 transmissions.

**Important:** For vehicles without factory consoles.

<b>Forward or Reverse Valve Body</b>	
3162001	Powerglide (w/aluminum case) 528.99 ea

<b>Forward Valve Body</b>	
3162006	TH250, 350, 375, 400 515.99 ea

<b>Reverse Valve Body</b>	
3162001	TH250, 350, 375, 400 528.99 ea

TRANSMISSION, SHIFTERS & CLUTCH

# Auto Trans Shifter Parts

## 1968-69 Console Horseshoe Shifter Handle

Reproduction shifter handle assembly featuring a bright chrome finish and a correct grain plastic handle cover with chrome accent bands. Fits 1968-69 full size models with console automatics. Powerglide or Turbo-Hydramic.

3922577 1968-69..... 69.99 ea



K3075



K3077

## 1968-69 Horseshoe Shifter Components

Reproduction shifter installation set and floor rebuild set for 1968-69 Impala models with a floor console and automatic horseshoe shifter. Installation set includes: correct factory style clips to attach the shift cable to the base and all necessary bolts, screws, and washers to mount the shifter to the floor. The rebuild set includes: all the necessary brackets, bushings, bolts, spacers, washers, and screws to rebuild a horseshoe shifter.

K3075 1968-69 install set..... 18.99 set  
K3077 1968-69 rebuild set..... 29.99 set



DT3



DT4

## 1968-69 Detent for Horseshoe Shifter

Never miss 2nd gear again! This detent plate for 1968-69 models with the horseshoe floor shifter bolts in to provide positive locks like a ratchet shifter, including a neutral lockout. When shifting the transmission manually, the shifter will stop in the correct position for every gear, every time.

Note: \*Must be used with overdrive conversion kit SCK224.

Powerglide, TH350, TH400  
DT3 1968-69..... 113.99 ea  
TH200R4, TH700R4, 4L60E, 4L65E, 4L80E  
DT4\* 1968-69..... 113.99 ea




AC1800

## Adjustable Column Shift Linkage Set

Make connecting your column shift to your transmission as simple as possible with this adjustable column shift linkage set. Set includes: all hardware, including column bushings, and rod ends. Cut-to-fit stainless connecting rod and no threading necessary. Fits GM TH350, TH400, TH200, 700R4 transmission.

AC1800 column shift..... 99.99 set  
CPTSL universal..... 68.99 set



AC1804

## Column Shift Cable Linkage

This column cable shift linkage allows you to route the cable around numerous transmission types, exhaust, crossmember, and brake pedals. Billet aluminum mounting arm can be mounted on either side of the column. Hardware and brackets included. Fits factory or aftermarket GM style columns and TH350, TH400, TH200, 200R4, 700R4 transmissions.

AC1804 2"..... 231.99 ea  
AC1805 2-1/4"..... 231.99 ea

## Reverse Lockout Swivel

Swivel assembly for manual transmission shift control linkage, automatic transmission column shift linkage or reverse lockout on a wide variety of GM models. This set includes many of the necessary pieces to rebuild the pivoting portion of the shift linkage and/or reverse lockout rods. Measures: 3/8"-16 thread; 1-1/2" long; with one 3/8" hole.

382104K 3/8" - 16..... 18.99 ea



CM4160

1498G

## 1964-67 Shift Lever with Button

Reproduction console shifter assembly for 1964-67 full size Chevrolet models equipped with an automatic transmission and a center console. Shift lever features a bright chrome finish and correct black button.

CM4160 1964-67 with button..... 101.99 ea  
CM4160 1964-67 button only..... 18.99 ea

## 1964-67 Console Gearshift Spring

Reproduction console automatic shifter button spring for 1964-67 models. When this spring is missing, the shifter does not fully engage the detents, and therefore will not lock into a gear selection.

5501 1964-67..... 7.99 ea



C454880

A6800101

## 1968-79 Transmission Shifter Bracket

Reproduction shifter cable to transmission brackets for 1968-77 full size models equipped with TH350 or TH400 automatic transmissions.

Note: \*Vehicles with center console and floor shifter only.

C454880\* 1968-72 TH350/400..... 18.99 ea  
A6800101 1969-79 TH350/400..... 20.99 ea



## Transmission Shift Lever

This universal shift lever replaces the original detent on the side of GM transmissions to allow installation of B&M shifters. Compatible with TH200, TH250, TH350, TH400, TH2004R, TH700R4, 4L60E, and 4L80E transmissions.

223313 shift lever..... 21.99 ea



## 1968-78 TH350 Lever Stud Set

This pin is designed for vehicles with cable operated shifting linkage and a floor shifter. It connects the shift cable to the transmission shift lever on TH350 and TH400 transmissions. Set includes: a hardened pin stud, lock washer, nut, and retaining clip.

152020 1968-78..... 10.99 set



## 1964-67 Transmission Shifter Bracket

Reproduction shifter to rod bracket for 1964-67 Impala with Powerglide transmission and floor shift.

C420901 1964-67..... 37.99 ea



## 1965-72 Shift Cable with Console

Reproduction shift cable for 1965-72 full size models with automatic transmissions. Each cable is manufactured to replace the old or damaged cable assembly. Includes boot and OE style components required to completely replace your original cable.

3956765 1965-72 30" long..... 49.99 ea



# Auto Trans Shifter Parts

New!



## 5' Replacement Shifter Cable

Replacement 5' shifter cable for most B&M Shifters. Eyelet end at shifter, #10-32 thread end at transmission. Standard cable supplied with most B&M Shifters. Features: long lay outer jacket, 0.25 diameter, reduces backlash.

223305 5' cable..... 82.99 ea



## 1964-69 Shifter Linkage Rods

Shift rod linkage for 1964-69 full size Chevrolet models. Available for applications below.

### Models with Powerglide Transmission

C431414 1964 Impala SS - floor shift..... 37.99 ea  
 SW423 1965-67 with swivel kit..... 117.99 ea  
 CS98551 1965-67 all..... 39.99 ea

### Models with TH350 Transmission

SW423 1965-67 with swivel kit..... 117.99 set

### Models with TH400 Transmission

SW425 1965-67 TH400..... 117.99 ea  
 C148051 1967-68 column shift..... 25.99 ea  
 C148051 1969 column shift..... 25.99 ea  
 C148051 1969 floor shift..... 25.99 ea



## 1965-67 Linkage Swivel Set

Replacement swivel assembly for 1965-67 Impala, Bel Air, Biscayne, Caprice models with automatic transmission rod linkage with floor shift. Includes a swivel, grommet, 2 washers, and retainer.

154000 1965-67 swivel set..... 17.99 set



## Shifter Cable Bracket

When installing a B&M shifter on vehicles with a PRENDL switch it may be necessary to replace the shift cable bracket. This bracket is designed to work with 4L60E, 4L65E, 4L80E, and 4L85E transmissions.

223312 B&M cable bracket..... 26.99 ea



## 1968-69 PG Shifter Cable Bracket

Reproduction Powerglide shift cable support bracket used with floor mounted shifters and consoles. This bracket mounted to the underside of the transmission pan and allowed correct positioning of the shift cable.

C535781 1968-69 PG..... 26.99 ea



## 1968-69 Shifter Cable Bracket

Reproduction automatic transmission control bracket for 1968-69 Impala models with console. Mounting bolt sold separately.

C454901 1969 TH350..... 24.99 ea  
 G8475 1968-69 TH400..... 17.99 ea  
 G6025 1968-69 mounting bolt..... 6.99 ea

New!



## Shifter Accessories

Add a touch of elegance to your vehicle with these shifter accessories. The nostalgic chrome cap installs easily on vertical shift boots to accent the shift lever, while the boot kits dress-up your shifter with a synthetic leather boot in your choice of black, gray, or tan. Finish off your shifter with a precision stamped stainless steel trim ring, mount screw openings for a smooth look.

**Nostalgic Chrome Cap**  
 MN2573 chrome cap..... 19.99 ea

### Shifter Boots

MN2574 black boot..... 19.99 ea  
 MN2575 gray boot..... 19.99 ea  
 MN2576 tan boot..... 19.99 ea

### Round Boot Trim Ring with Hardware

MN2577 trim ring..... 24.99 ea



## Floor Mount Shifter Boot & Ring

Floor mount shifter boots and retaining ring are the perfect match for Lokar's floor mount shifters. Available with a stunning stainless steel, brilliant billet aluminum, or beautiful black billet aluminum mounting ring. Inner ring dimensions measure: 5-1/2" x 4". Outer ring dimensions are: 6-3/4" x 5-1/4".

FMB70 stainless steel..... 56.99 ea  
 FMB71 billet aluminum..... 85.99 ea  
 FMB72 black billet aluminum..... 93.99 ea



## Automatic Shift Knob

MOMO Automatic shift knobs are ergonomically designed for the best hands-on feel and manufactured of the highest quality materials available. These shift knobs are designed for vehicles with automatic transmissions with button style shifter mechanisms. The styling features a satin aluminum or black leather body with chrome inserts, collar, and button. They include a self-tapping insert and Allen head set screws to fit any shifter handle up to 18mm or 3/4".

M37001 satin aluminum..... 104.99 ea  
 M37002 black leather..... 104.99 ea



## Competition Knobs/T-Handles with Switch

The Hurst competition knob and T-handle features a heavy-duty, quick release 12 Volt normally open switch with 24" long wire lead. Ideal for Roll Control, trans brake, nitrous, or other 12 Volt accessory. Choose round solid plastic black knob or brushed finish aluminum T-handle with embossed Hurst logo.

**Round Plastic Knob with Switch**  
 1630050 black knob 7/16-20 thread... 102.99 ea

**Aluminum T-Handle with Switch**  
 1530003 Hurst T-Handle 3/8-16 thread 102.99 ea



## Universal Pistol Grip Shifter Handle

Need a serious grip for power shifts? Wrap your hand around the Hurst pistol grip shifter handle! It's designed to provide a firm, natural grip to help prevent missed shifts. Manufactured from aluminum featuring the Hurst name embossed on both sides. Available with a 12 Volt 10 amp normally open switch to operate roll control, nitrous, or other accessories. Choose from natural and black anodized finishes. The handle has a 16mm-1.50 internal thread and includes jam nuts as well as the following SAE and Metric adapters: 3/8"-16, 1/2"-20, 10mm-1.25, 10mm-1.50, 12mm-1.25, and 12mm-1.75.

1531000 natural finish..... 76.99 ea  
 1536200 natural finish with switch..... 97.99 ea  
 1536210 black finish with switch..... 97.99 ea

TRANSMISSION, SHIFTERS & CLUTCH

# Transmissions Conversions

## EXTERNAL FEATURES

### UltraCase

The UltraCase is heavily ribbed, incorporates a deeper sump, and has an all-new rear thrust-button. We began with the strongest 356T6 aluminum alloy. We thickened the case walls, added additional material to support a stronger, full width 307 main drive bearing and a countershaft sealing soft plug, and we reinforced and thickened the mounting ears. As a final touch, user-friendly straight thread fill and magnetic drain plugs with sealing o-rings were added. Despite these improvements, we preserved the look of the 1960's design. No flex, no leaks, no broken ears.



### Roller Side Cover

We noticed that we sell more side cover oil seals for Muncies than synchronizer rings, and although they are inexpensive and easy to replace, this bothered us. When we investigated we discovered that the shifter shafts in many high mile side covers are running in elongated bores, causing new oil seals to fail prematurely. Obviously, a new side cover with round bores would solve the problem temporarily, but we wanted a permanent solution, so we made our shifter shafts a true .750" and supported them with new bearings. It's standard on our new transmissions.



### Extension Housing

If you've been looking, you know that good extensions for thirty-year-old Muncies are hard to come by. When we set out to eliminate that little problem, we also thought about what you're planning to do with it. We added a backbone rib, stiffened the reverse shifter tower, and enlarged the oil seal shield. This housing is produced with a passenger side speedometer drive housing. So whether all you need is an extension better than yours, or you're thinking your monster motor might need the big output to handle all that torque, you can stop looking. We've got you covered.



## INTERNAL FEATURES

### Gearsets

For over fifty years Auto Gear has delivered the highest quality manual transmission gears. Our Muncie M22 gearset is typical. Some vendors purchase the "uncommon" gears in Italy or China. They are not as smart as we are - we think they're all important, so all of our gears are manufactured for us in Italy by Antonio Massero S.p.A. For General Motors cars from 1963-74, we offer the most complete range of Muncie gearing available. Every piece meets our standards before we put our name on it. You can buy cheaper gears elsewhere, but you can't buy better gears anywhere.



### Roller 1st Gear Option

When you're not in low (and how much time is that?) your gearbox is spinning your 1st gear on the shaft. That's horsepower that's not going to your tires, and for years racers have minimized that loss by squeezing a bearing between modified 1st gears and sleeves, an expensive, one piece at a time solution. Our Roller 1st upgrade is a specially cut gear and sleeve for the ultimate in accuracy, cooling resistance, and lowest cost. It's standard in our new transmissions.

**Note:** Not for use in drag racing applications, or street use when hand launches will be the normal, or even occasional, driving style.



### Ductile Iron Midplate

Every time you shift your Muncie's heavy main shaft assembly is thrown back and forth, restrained only by two bearings on our mid-plate. Think of it as a slide hammer and it'll be no surprise that many aluminum mid-plates are distorted at the snap ring groove. We make the mid-plate you'll be hammering on... our mid-plate is made from shock resistant ductile iron. It's standard in our new transmissions.



TR1013



The all new "UltraCase" - detail

**M22 UltraCase:** The UltraCase is heavily ribbed, incorporates a deeper sump, and has an all-new rear thrust-button. Auto Gear began with the strongest 356T6 aluminum alloy, we thickened the case walls, added additional material to support a stronger main drive bearing and reinforced and thickened the mounting ears. No flex, no leaks, no broken ears.

## 1963-74 M22 UltraCase 4-Speed

These are exotic transmissions designed for quarter miles or circle tracks, but if your vehicle sees city streets or country lanes you need a heavy-duty, synchronized, close ratio gearbox with a helical gears set and, to be honest, until now you haven't had too many good options. Each new Auto Gear transmission is built from genuine Auto Gear parts - the highest quality available - and includes all the goodies: the all new heavily ribbed UltraCase, ductile iron mid-plate, your choice of three heavy-duty gearsets (each with roller 1st gear option) and a roller side cover. Best of all, it's ready-to-install and it's available at a less than exotic price. No core required!

**Note:** All transmissions now feature bolt-on style shifter linkage mounts. Stock stud type shifter linkage will work with the bolt on style mounts. All transmissions are special order and must be prepaid. Special shipping rate applies.

### M22 Gearset with 2.20 1st

If your only concern is taming the biggest, meanest motor on the block, you want an M22-based gearset. All three of our feature the legendary "Rock-Crusher" gear geometry and run with the signature whine. The M22 was originally paired with a 4.11 axle. Street cars used only in the wide open flat places may successfully run something faster. This approach off loads more of the 1st gear stress onto the axle and makes the gearbox more durable, but the fuel economy is frightening.

TR1013 1963-70 10/27 spl ..... 2999.99 ea  
TR1014 1970-74 26/32 spl ..... 2999.99 ea

### M22W Wide Ratio Gearset with 2.56 1st


The M22W is our answer to the price of gas. Pair it with a faster axle, say a 3.54 for street or a 4.11 for the strip, and you'll have a competitive combo that will show your wallet a little mercy. It's a little less strong, but it's far from weak.

TR1016 1963-70 10/27 spl ..... 2999.99 ea  
TR1017 1970-74 26/32 spl ..... 2999.99 ea

### M22X Road Racing Gearset with 2.20 1st

The M22X is for road racing and tracks where second and third gears need to be just a bit tighter. If you don't t road race and know why this would be advantageous, you don't need this purpose designed gearset for road racing only.

TR1019 1963-70 10/27 spl ..... 2999.99 ea  
TR1020 1970-74 26/32 spl ..... 2999.99 ea



## Remanufactured 4-Speed Transmission

We offer these replacement Muncie and Saginaw transmissions, which are completely remanufactured and ready-to-install! Each transmission is fully rebuilt with OEM quality parts and has a 90-day warranty against defects in workmanship and materials. Speedometer driven gear and housing adapters are not included. No cores are required!

**Important:** All transmissions are special order and must be prepaid.

**Note:** \*Features threaded stud type shift levers.  
\*\*Features bolt-on type shift levers. Not recommended for Hi-Performance use.

### Muncie with Aluminum Case

#### M20 Wide Ratio

**Important:** Manufacturer recommends 3.55 or numerically higher axle ratio with these 1st gear ratios.

**7 Bolt Side Cover with 2.52 1st**  
TR201\* 10/27 spl LH speedo ..... 1564.99 ea  
TR202\* 10/27 spl RH speedo ..... 1564.99 ea  
TR200 10/27 spl LH speedo ..... 1689.99 ea  
TR203 26/32 spl RH speedo ..... 1879.99 ea

#### M21 Close Ratio

**Important:** Manufacturer recommends 3.73 or numerically higher axle ratio with these 1st gear ratios.

**7 Bolt Side Cover with 2.20 1st**  
TR205\* 10/27 spl LH speedo ..... 1564.99 ea  
TR206\* 10/27 spl RH speedo ..... 1564.99 ea  
TR204 10/27 spl RH speedo ..... 1564.99 ea

#### M22 HD Close Ratio

**Important:** Manufacturer recommends 3.73 or numerically higher axle ratio with these 1st gear ratios.

**7 Bolt Side Cover with 2.20 1st**  
TR210\* 10/27 spl RH speedo ..... 2314.99 ea  
TR208 10/27 spl RH speedo ..... 2314.99 ea

#### Borg Warner T-10

#### Aluminum Case

**T10-1C - 9 Bolt Side Cover with 2.54 1st**  
**Important:** Manufacturer recommends 3.55 or numerically higher axle ratio with this 1st gear ratio.

TR219\* 10/16 spl ..... 1874.99 ea

#### T10-1D - 9 Bolt Side Cover with 2.20 1st

**Important:** Manufacturer recommends 3.73 or numerically higher axle ratio with this 1st gear ratio.

TR220\* 10/16 spl ..... 1874.99 ea

#### Cast Iron Case

**T10-1B - 9 Bolt Side Cover with 2.20 1st**  
**Important:** Manufacturer recommends 3.55 or numerically higher axle ratio with this 1st gear ratio.

TR218\* 10/16 spl ..... 2499.99 ea

#### Saginaw

#### Cast Iron Case

**Important:** Manufacturer recommends 3.55 or numerically higher axle ratio with these 1st gear ratios.

**7 Bolt Side Cover - 6 Cylinder - with 3.11 1st**  
TR126\*\* 10/27 spl LH speedo ..... 939.99 ea

# Transmission Conversions



TR7531

## 1959-69 Five-Speed Driveline Conversion Set

American Powertrain ProFit Conversion combo sets include the components required to convert your vehicles manual driveline to a modern Tremec TKO 5-speed manual overdrive transmission. Includes a TKO-500 5-speed transmission rated at 500 ft/lbs (Quick Launch), offset shifter mechanism, bolt-in cross member, slip yoke, speedometer solution (mechanical or electronic), transmission mount, conversion pilot bearing, weather seal reverse light and VSS wiring harness, shift knob, hardware and instructions. Compatible with OE console or non-console applications.

**Important:** Compatible with 4-speed bellhousing. Requires bell adapter or engine specific bellhousing and 26 spline clutch disc (not included).

**Note:** Transmission set contents vary by model. Special order, must be prepaid. Some modifications may be necessary. Photos for illustration purposes only. Shipped overweight.

TKO-500/TKO-600 - 5-Speed	
<b>Transmission Gear Ratios, 3.27 - 1st, 1.98, 1.34, 1:1, 0.68 o.d.</b>	
TR7531 1959-69 500 ft lbs.....	3852.99 set
<b>Transmission Gear Ratios, 2.87 - 1st, 1.89, 1.28, 1:1, 0.64 o.d.</b>	
TR7532 1959-69 600 ft lbs.....	3851.99 set



TCET17722

## 5-Speed Tremec Transmission

These American Powertrain Tremec TKO 5-speed series overdrive high-performance transmissions. Come in 3 available editions (Quick Launch, Road Race, Street/Strip) and offers a variety of flexibility features and is rated at 500/600 lbs, includes a unique internal shaft rail system, 26 spline 1-1/8" input and 31 spline output shafts, upgraded internals for stronger, longer-lasting transmission, multiple shifter locations, mounting configurations, gearing options, and speedometer pickups (mechanical and electrical). Design to fit most Impala applications.

**Important:** Some modifications may be required. **Note:** Special order, must be prepaid. Photos for illustration purposes only. Shipped overweight.

<b>TKO-500 - Quick Launch</b>	
TCET18083 500 ft lbs 3.27 1st-68 o.d.	2894.99 ea
<b>TKO-600 - Road Race</b>	
TCET17722 600 ft lbs 2.87 1st-82 o.d.	2894.99 ea
<b>TKO-600 - Street/Strip</b>	
TCET17805 600 ft lbs 2.87 1st-64 o.d.	2894.99 ea



TR7533

## 1959-69 Six-Speed Driveline Conversion Set

American Powertrain ProFit Conversion combo sets include the components required to convert your vehicles manual driveline to a modern Tremec Magnum T6060 6 speed manual overdrive transmission. Includes a Magnum 6 speed (Close Ratio or Wide Ratio) transmission, offset shifter mechanism, bolt-in cross member, slip yoke, speedometer solution (mechanical or electronic), transmission mount, conversion pilot bearing, weather seal reverse light and VSS wiring harness, shift knob, hardware and instructions. Compatible with OE console Orton console applications.

**Important:** Compatible with 4-speed bellhousing. Requires bell adapter or engine specific bellhousing and 26 spline clutch disc (not included).

**Note:** Transmission set contents vary by model. Special order, must be prepaid. Some modifications may be necessary. Shipped overweight.

Magnum - 6-Speed	
<b>Transmission Gear Ratios, 2.66 1st, 1.78, 1.30, 1:1, 0.80, 0.62 o.d.</b>	
TR7533 1959-69 700 ft lb close ratio	4566.99 set
<b>Transmission Gear Ratios, 2.97 1st, 2.10, 1.46, 1:1, 0.74, 0.50 o.d.</b>	
TR7534 1959-69 700 ft lb wide ratio	4566.99 set



TR7538

## Six-Speed Tremec Transmission

New high-performance Tremec Magnum 6-speed for most Impala models. These premier T-56 transmissions offers two different setup gearratio and double overdrive ratio, rated at 700 lb torque capacity and for up to 700HP applications. With multiple shifter locations for various console applications. Bolts directly to most LS style T-56 bellhousing, wide alloy gears, 26 spline input and 31 spline output shafts, upgraded internals for stronger, longer-lasting transmission, electric and mechanical speedometer pickups.

**Important:** Some modifications may be required.

**Note:** Special order, must be prepaid. Photos for illustration purposes only. Shipped overweight.

<b>Magnum - 700 ft lbs</b>	
TR7538 2.66 1st-63 6th close ratio ...	3544.99 ea
TR7539 2.97 1st-50 6th wide ratio ...	3544.99 ea

## Speedometer Hole Block Off Plug

This plug will block off the mechanical speedometer port opening on Tremec TKX, TKO, 3550, Borg Warner T-45, Ford T-5 and the T-56 Magnum transmissions. If you're running an electronic speedometer this is a must have. O-ring is also included to prevent fluid leaks. Does not include bolt.

7000000 universal	36.99 ea
-------------------	----------



## 1965-72 MT Gasket Set

Choose from Muncie, Saginaw, or BorgWarner replacement gasket sets. The Muncie gasket set (G8457) includes the front and rear gasket bearing retainer, transmission cover gasket, clutch gear bearing retainer and o-ring. The Saginaw gasket set includes 1 transmission extension gasket, 1 transmission cover gasket, 1 clutch gear bearing retainer gasket, and 1 o-ring gasket.

**Note:** The T6238 gasket set will install on 4-speed Muncie transmissions with 327, 302, 350, or 396.

T6238 1965-72	25.99 set
---------------	-----------



## 1967-81 Input Shaft Gear Roller

Roller (7/16" diameter x 5/8") as required. Genuine GM roller for 1967-81 models.

G8480 1967-81	3.99 ea
---------------	---------

## 1967-69 Transmission Case Drain Plug



This drain plug is used on the transmission case. Not to be mistaken for the oil pan drain plug.

G7128 1967-69 1/2"	32.99 ea
--------------------	----------

## 1975-81 Gearshift Fork

Genuine GM gearshift forks when rebuilding your Muncie, Saginaw or Borg Warner 4-speed transmission. We recommend that you check your gearshift fork during rebuilding or replacement of your transmission.

**Note:** BW = BorgWarner

K60088 1975 1st/2nd with BW	138.99 ea
K60088 1975 3rd/4th with BW	138.99 ea
K60088 1976-81 1st/2nd w/M21, BW	138.99 ea
K60088 1976-81 3rd/4th w/M21, BW	138.99 ea



## 1965-74 4-Speed Bearing Washer

Genuine GM countershaft gear bearing thrust washer for all 1965-74 Muncie transmissions. 1" id. x 1-13/16" h.

G8517 1965-74 4 required	4.99 ea
--------------------------	---------



## 1967-69 Four-Speed Drive Gear Bearing Ring

1967-69 correct replacement bearing rings for Saginaw transmissions.

G8521 1967-69 Saginaw hi-perf.	2.99 ea
G8522 1967-69 Saginaw w/o hi-perf	3.49 ea

TRANSMISSION, SHIFTERS & CLUTCH

# Bellhousings



## 1966-79 LS Aluminum Bellhousing

This bellhousing is modeled after the famous "621" model and designed to bolt to Gen III LS engines. This bellhousing, along with a 168 tooth flywheel and 11" clutch, allows the use of an original 4-speed Saginaw, Muncie, or BorgWarner transmission, including the original clutch linkage and starter. Made from CNC-machined heavy cast aluminum, heat treated to and reinforced with extensive thick webbing, this is one of the strongest cast aluminum bellhousings available.

**Important:** Pivot ball sold separately.

621113 1966-79 11" ..... 404.99 ea

## 1964-79 11" Aluminum Bellhousing

A reproduction "621" 11" bellhousing used on various Chevrolet models with big block or small block engines equipped with an 11" clutch. This high-performance option aluminum bellhousing featuring the casting number and GM mark will look and fit just like original. Accepts Saginaw, Muncie,



BorgWarner and Tremec TKO/T56 transmissions with a 4-11/16" pilot bore. Fits up to 11" clutch on a 168 tooth flywheel. Also fits 153 tooth flywheel when used in conjunction with the proper starter.

**Important:** Pivot ball sold separately.

14053 1964-70 with HD clutch..... 169.99 ea  
14053 1971 all big block..... 169.99 ea  
14053 1971-79 all small block..... 169.99 ea

## 1964-79 11" HD Aluminum Bellhousing

Looking to replace a cracked or damaged original

"621" bellhousing, or converting to a 4-speed? This reproduction bellhousing is a permanent mold, low pressure casting from A356.2 aluminum that is thicker, weighting 3 pounds heavier than the original, while maintaining a factory appearance. CNC-machined and heat treated to T6 specifications, this bellhousing features extensive reinforced webbing, clutch fork opening, threaded pivot bolt hole and GM casting number. Accepts Saginaw, Muncie, BorgWarner and Tremec TKO/T56 transmissions with a 4-5/8" pilot bore. Fits up to 11" clutch on a 168 tooth flywheel. Also fits 153 tooth flywheel when used in conjunction with the proper starter. Made in USA.

**Important:** Pivot ball sold separately.

3899621 1964-70 with HD clutch..... 349.99 ea  
3899621 1971 all big block..... 349.99 ea  
3899621 1971-79 all small block..... 349.99 ea



## Aluminum Bellhousing Set

Cast aluminum bellhousing to mate Chevrolet small block, big block, and LS engines to manual transmissions that use a stock GM bolt pattern. Great for Muncie, Saginaw, Borg Warner T10, Tremec TKO, and many more. Designed for hydraulic and mechanical fork throwout bearing linkages. Sold as bellhousing alone or as a complete set including bellhousing, inspection plate, and bolt kit.

LW300K complete set..... 409.99 set  
LW300 bellhousing only..... 379.99 ea



## 1958-62 Bellhousing Front Dust Shield

Reproduction front dust shield for 1958-62 models. Used in conjunction with the lower dust shield, this cover keeps damaging road dirt and debris out of the bellhousing area. Fits original, cast iron manual transmissions bellhousing only.

TF800102 1958-62 V8..... 31.99 ea



## 1958-62 Bellhousing Bottom Dust Cover

Reproduction lower dust shield for 1958-62 models. Used in conjunction with the front dust shield, this cover keeps damaging road dirt and debris out of the bellhousing area. Fits original, cast iron manual transmissions bellhousing only.

TF800101 1958-62 V8..... 49.99 ea



## Bellhousing Dowel Pins

These dowels are a must when accurately dialing in the bellhousing. Offset dowel pins are available in different offsets as well as stock configuration. All dowel pins are longer than stock so block plates can be used.

### Standard Offset Pins

LW15915 .000" standard offset..... 40.99 pr  
Offset Pins  
LW15920 .007" offset..... 56.99 pr  
LW15930 .014" offset..... 35.99 pr  
LW15940 .021" offset..... 35.99 pr

### Adjustable Pins

LW15907 .007" offset..... 153.99 pr

## 1967-96 Kevlar Pilot Bushing

RAM now produces pilot bushings which significantly reduce wear over time versus bronze or needle bearing bushing.

BU656K 1967-96..... 36.99 ea

## Roller Pilot Bearing

Replacement pilot bearing for all 1958-96 V8 Impala models. Worn pilot bearings can cause hard shifting and increase transmission wear. When changing your clutch be sure to use a new pilot bearing for best results. This bearing should be used in high-performance vehicles and is a significant upgrade from the stock bronze bushing.

LW15977 1958-96..... 56.99 ea



## 1958-81 Bellhousing to Block Hardware Set


Reproduction bellhousing to block mounting hardware for 1958-81 full size models. This high-quality hardware set features original style Hex head fasteners with the correct finish and headmarks. 6 piece set.

### Electrolytic Clear Zinc and Wax Finish

K0102 1958-81..... 9.99 set

### Black Phosphate and Oil Finish

G6611K 1958-81 "M"..... 10.99 set



## 1958-59 Bellhousing to Block Bolts

Reproduction bellhousing to block mounting bolts for all 1958-59 models.

TF800202 1958-59 V8 with MT..... 4.99 set



## 1962-76 Pressure Plate to Flywheel Bolts

Reproduction pressure plate bolts for 1962-76 models. Grade 5 3/8" - 16 x 15/16" with lock washers.

1256644 1962-76 6 piece set..... 10.99 set  
G8536 1965-69 individual - GM 2.99 ea

## 1958-79 Flywheel to Crankshaft Bolt

Reproduction or Genuine GM mounting bolts for manual transmission flywheels. Available as a set of six with serrated washers or individually. 7/16"-20 x 15/16".

G8454 1958-79 individual - GM..... 7.99 ea

1256643 1962-79 set of 6 - repro..... 13.99 set

# Flywheel Components



A98198541

## 1958-86 Aluminum Flywheel

Get faster throttle response, quicker acceleration, and smoother shifting with a Fidanza billet aluminum flywheel! Fidanza billet aluminum flywheels are CNC-machined from the highest quality 6061-T6 aluminum to deliver optimum tensile strength, heat dissipation and weight reduction. The replaceable friction surface is made from 1050 steel and attached with military-grade aerospace fasteners for smooth engagement and durability. Fidanza billet aluminum flywheels also feature a 1050 heat treated steel ring gear that's pressed on and secured with Grade 8 button screws.

**153 Ring Gear**  
A98198541 1958-86 V8..... 429.99 ea

**168 Ring Gear**  
A98198681 1958-86 V8..... 459.99 ea



11501

## Ram True Balance Billet Steel Flywheel


Ram True Balance billet steel flywheels are recommended as a replacement for factory cast flywheels in high-performance and racing vehicles. Cast flywheels are not explosion proof and can be dangerous when used in high-performance applications at higher RPMs. Ram billet steel flywheels are CNC-machined from certified materials and exceed SFI specifications. After machining, the flywheels are blanchard ground parallel to the crankshaft mounting surface ensuring minimum run out and the optimum mating surface for the variety of friction materials offered. Use steel flywheels in heavier drag race cars or for the best drivability in street driven vehicles.

*Note: For use with Ram Clutch Sets only.*

**For 10.5" Clutch**  
11501 1958-85 V8 exc. 400/454 - 168T 284.99 ea  
11511 1963-85 V8 exc. 400/454 - 153T 259.99 ea  
11523 1970-78 400 - 168 tooth gear 294.99 ea  
11521 1970-90 454 - 168 tooth gear 294.99 ea

**For 11" Borg and Beck Clutch**  
11501 1958-85 V8 exc. 400/454 - 168T 284.99 ea  
11523 1970-78 400 - 168 tooth gear 294.99 ea  
11521 1970-90 454 - 168 tooth gear 294.99 ea

**For 11" Long Clutch**  
11501 1958-85 V8 exc. 400/454 - 168T 284.99 ea  
11523 1970-78 400 - 168 tooth gear 294.99 ea  
11521 1970-90 454 - 168 tooth gear 294.99 ea



G9293



G7325

## 1962-79 Flywheel Ring Gear

Genuine GM ring gears which were installed on 1962-79 full size Chevrolet models. G9293 measures 13-1/4" diameter and features 168 teeth. G7325 measures 12" diameter and features 153 teeth. See listing for correct year and engine applications.

G9293 1962-74 all 6 cylinder..... 112.99 ea  
G9293 1964-75 small block..... 112.99 ea  
G9293 1968-72 big block..... 112.99 ea  
G7325 1975-79 262 6 cylinder..... 77.99 ea  
G7325 1973-79 small block..... 77.99 ea



## 1958-81 Flywheel Mounting Hardware Set

Reproduction flywheel to crankshaft mounting hardware for 1958-81 full size models. Features original style fasteners with the correct black phosphate and oil finish and open circle headmarks.

G4429K 1958-81 12 piece..... 19.99 set



## Muncie Flywheel/Clutch Cover

Correct cover plate which is located on the back of the engine block and is used to cover the flywheel.

K4497 1962-67 283..... 26.99 ea  
K4497 1962-69 6 cyl. exc. P.G..... 26.99 ea  
K4497 1962-69 327 exc. P.G..... 26.99 ea  
K4497 1967-69 302..... 26.99 ea  
K4497 1968-69 307 exc. P.G..... 26.99 ea  
K4497 1970 350 high-perf..... 26.99 ea  
K4497 1970-72 6 cyl. with MT..... 26.99 ea  
K4497 1970-73 307 with MT..... 26.99 ea  
K4497 1973-75 6 cylinder..... 26.99 ea  
K4497 1975 262..... 26.99 ea  
K4497 1978-79 262 with MT..... 26.99 ea



## Saginaw Flywheel/Clutch Housing Cover

Correct cover plate which is located on the back of the engine block and is used to cover the flywheel.

G7326 1965 409..... 42.99 ea  
G7326 1966-69 396 exc AT..... 42.99 ea  
G7326 1966-69 427..... 42.99 ea  
G7326 1970 396..... 42.99 ea  
G7326 1970-71 400..... 42.99 ea  
G7326 1970-75 454..... 42.99 ea  
G7326 1972 402..... 42.99 ea



## 1962-79 Flywheel/Clutch Housing Cover

OER® reproduction flywheel/clutch cover plate for 1962-79 Chevrolet full size models with manual transmission. Manufactured in quality stamped steel for an authentic replacement. This cover is located on the back of the engine block and is used to cover the flywheel.

354497 1962-79 10-1/2 bellhousing... 19.99 ea



## Clutch Housing/Flywheel Cover - 11"

Correct clutch housing/flywheel cover plate which is located on the back of the engine block and is used to cover the flywheel. For most big blocks and high-performance small blocks with a heavy-duty clutch and a 11" bellhousing.

*Note: For models with Chevrolet 621 or similar 11" bellhousing.*

3843943 1965-72 11"..... 24.99 ea



## 1958-76 Flywheel Cover Hardware Set

Reproduction flywheel cover to bellhousing mounting hardware set for 1958-76 full size models. This high-quality hardware set features original style stainless steel fasteners with external star lock washers, also features the correct "L" headmarks.

G5416K 1958-76 4 piece..... 4.99 set

# Transmission Components



## 1958-73 Aftermarket Clutch Set

Replace the original clutch assembly with Classic Industries' aftermarket replacements. The complete sets are designed after OEM. Each set includes a clutch disc, matched pressure plate, and throwout release bearing. The clutch sets offer the convenience of having all three clutch components in one package. We offer a great selection of virtually all models. See the listing for current availability.

### 10.4" Clutches

1-1/8" -10 Spine			
88643	1963-65	230 H.D.	286.99 set
88643	1966-71	250	286.99 set
88643	1958-61	265	286.99 set
88643	1958-61	283	286.99 set
88643	1962-67	283	286.99 set

### 10.5" Clutch

1-1/8" -10 Spine			
88760	1972-73	250 3-speed...	189.99 set

### 11" Clutches

1-1/8" -10 Spine			
88762	1972-73	250 3-spd H.D.	199.99 set
88762	1967-69	327	199.99 set
88813	1958-62	348	209.99 set
88762	1968-72	350	199.99 set
88762	1966-69	396	199.99 set
88762	1966-69	427	199.99 set



## 1958-72 Powergrip Performance Clutch

As engine power and torque increase you need a powerful clutch set to stand up strong. Powergrip utilizes a unique blend of friction materials and increased clamp loads to give you the holding power you need for aggressive street driving and occasional drag strip use. With up to an 80% increase in holding power, Ram's Powergrip series is a natural for the aggressive driver.

### 10.5" Clutches

1-1/8" -10 Spine			
98760	1962-64	283	364.99 set
98760	1962-69	327	364.99 set
98760	1969-71	350	364.99 set
98760	1962-64	409	364.99 set

### 11" Clutches

1-1/8" -10 Spine			
98762	1958	283	394.99 set
98762	1966-69	BB	394.99 set
98762	1967-69	327 - Muncie	394.99 set
98762	1968-72	350	394.99 set
1-1/8" -26 Spine			
98764	1971	350 - Muncie	394.99 set



## 1958-72 HDX Performance Clutch Set

HDX is the perfect entry level performance clutch set! HDX sets include a premium grade organic disc, increased clamp load pressure plate, release bearing, and alignment tool. Providing up to a 40% increase in holding power, the HDX is the natural choice for smooth engagement and spirited driving!

### 10.5" Clutches

1-1/8" -10 Spine			
88812H	1958-62	265, 283	399.99 set
88760H	1962-64	283	269.99 set
88760H	1962-69	327	269.99 set
88760H	1969-71	350	269.99 set
88760H	1962-64	409	269.99 set

### 11" Clutches

1-1/8" -10 Spine			
88762H	1958	283	279.99 set
88813H	1958-62	348	399.99 set
88762H	1967-69	327 - Muncie	279.99 set
88762H	1968-72	350	279.99 set
88762H	1966-69	396,427	279.99 set

1-1/8" -26 Spine			
88764H	1971	350 - Muncie	279.99 set

## Synchromax



Increases performance and the life of your equipment by lowering operating temperatures and provides outstanding wear protection for longer transmission life. Synchromax is fully compatible with all types of friction materials, providing excellent corrosion and oxidation protection without affecting the soft metals found in manual transmission synchromizers. Formulated with Royal Purple's Synerlec technology for unsurpassed performance and protection.

RP01512	quart	17.99 ea
RP12512	case of 12 qts.	215.99 ea



## Manual Transmission Fluid

This 80W lightweight fully synthetic manual transmission oil reduces parasitic drag and provides race proven protection.

JG1206	80W	quart	28.99 ea
--------	-----	-------	----------



## Synthetic Gear Oil

Used by Joe Gibbs Racing in every rear end differential and transmission gear box. This fully synthetic, unique SAE 75W-110 gear oil reduces operating temperatures by up to 15 degrees compared to other brand gear oils.

JG630	quart	28.99 ea
JG631	case of 12 quarts	347.99 ea
JG617	5 gallon pail	521.99 ea

Increase performance without sacrificing streetability!



HYS112 - organic friction material

## 1958-73 Street Clutch

An excellent upgrade from the stock unit, the Hays Street Clutch far exceeds OE specifications in material, construction and performance. Light pedal pressure and quick release make the Hays diaphragm pressure plate the most popular choice for today's street driven vehicles. Hays Street discs feature organic friction material that is riveted to a Marcel backing which acts as a shock absorbing material. The sprung center hub absorbs driveline torque, eliminating shock and vibration to ensure chatter free engagement. The Hays high-performance throwout bearing has been developed to withstand the high spring pressure and high RPM operation common to performance clutches. Each bearing face is heat treated and Blanchard ground to ensure trueness. The collars are heat treated for strength and machined to close tolerances for secure bearing fit attachment. The ball bearing race is packed with heat resistant moly-based grease for better lubrication and longer life. A nylon liner and bearing retainer is also featured for cooler and quieter operation. Hays Street Clutch sets include a Hays performance pressure plate (light pedal pressure and quick release make the Hays diaphragm pressure plate the most popular choice for today's street driven vehicles). Hays performance clutch disc (features organic friction material that is riveted to a Marcel backing which acts as a shock absorbing material), Hays performance throwout bearing (withstands the high spring pressure and high RPM operation common to performance clutches), bolt kit, and a handy sprung clutch pilot tool to aid in installation of set.

Important: Stock clutch linkage may require reinforcements.

### 10.4" Clutches

1-1/8" -10 Spine			
HY85100	1972-73	250ci	461.99 set
HY85100	1958-67	283ci	461.99 set
HY85100	1962-69	327ci	461.99 set
HY85100	1968-72	350ci	461.99 set
HY85100	1965-69	396ci	461.99 set
HY85100	1961-64	409ci	461.99 set
HY85100	1965-69	427ci	461.99 set

### 11" Clutches

1-1/8" -10 Spine			
HY85110	1972-73	250ci	543.99 set
HY85110	1962-69	327ci	543.99 set
HY85110	1958-62	348ci	543.99 set
HY85110	1968-72	350ci	543.99 set
HY85110	1965-69	396ci	543.99 set
HY85110	1970-72	402ci	543.99 set
HY85110	1965	409ci	543.99 set
HY85110	1965-69	427ci	543.99 set

### 1-1/8" -26 Spine

HY85112	1968-72	350ci	563.99 set
HY85112	1965-69	396ci	563.99 set
HY85112	1970-72	402ci	563.99 set
HY85112	1970-72	454ci	563.99 set

# Transmission Components



**Includes:**

- Alignment Tool
- Disc Style: Spring Hub
- Pressure Plate Style: Diaphragm
- Throwout Bearing
- Pilot Bushing is NOT included

## 1958-79 Street 450 Clutch Set

The Street 450 single disc set is an excellent upgrade from your stock clutch and designed handle mildly modified engines up to 450 horsepower. It is a great clutch where drivability is the most important factor. Our clutch features 30% greater clamping force than a stock clutch allowing you to put more power to the ground and high-quality disc material allows for smooth, no-chatter engagement.

**Important:** Stock clutch linkage may require reinforcement. Check the number of splines on the input shaft of the transmission you are using before ordering.

### 10.5" Clutches

1-1/8" - 10 Spline	283	375.99 ea
HY91102 1958-67	283	375.99 ea
HY91102 1964-69	327	375.99 ea
HY91102 1968-73	307	375.99 ea
HY91102 1969-79	350	375.99 ea
HY91102 1976-79	305	375.99 ea

**New!**



## Billet Aluminum Remote Clutch Reservoir

Bowler Performance billet aluminum clutch reservoir, black anodized finish. Machine out of 6061 aluminum. Setup to be used with a 7/16"-20 o-ring style -4AN fitting included. Includes rubber buffer.

4705000 black with bracket..... 215.99 ea

## Max-Gear MT Fluid



Max-Gear outperforms other gear oils because it combines the highest quality synthetic oils with Royal Purple's proprietary Synslide additive technology. Max-Gear is recommended for use in truck, motor home/RV, and automotive front or rear differentials, manual transmissions, and lower gear units of marine engines that specify use of an API GL-5 or GL-4 fluid. All viscosities of Max-Gear are formulated with hypoid friction modifiers necessary for use in clutch or cone type differentials. No additional additives are necessary.

### Max-Gear Quarts

RP01300 75W90	17.99 ea
RP01301 75W140	19.99 ea

### Max-Gear Case of 12 Quarts

RP12300 75W90	248.99 cs
RP12301 75W140	239.99 cs



## Hydramax Hydraulic Clutch Set

The American Powertrain Hydramax hydraulic clutch sets include the components required to convert your vehicle's mechanical linkage system to smooth hydraulic system. Sets are design to work with OE or custom pedals. Includes adjustable firewall mount, pre-bled 3/4" bore master cylinder, plastic reservoir kit remote or local mount (billet upgrade available), steel braided lines, concentric slave bearing, pedal rod (specific by model), fittings, hardware and instructions. Available for most OE 4-speed, Muncie, T10, Saginaw, Richmond, Tremec TKO 56-speed series, GM/Opal/Magnum T56 or Viper/LS 6-speed manual transmissions.

**Note:** Set contents vary by model. Some modifications may be necessary. Photos for illustration purposes only.

**Sid, Pedals - TKO/Muncie/T10/Saginaw/Richmond**  
HK7507 ..... 645.99 set

**Flour Mounted Pedals - Magnum/LS/Viper T56**  
HK7509 ..... 741.99 set

**Billet Reservoir**  
HK7510 ..... 104.99 ea

## 1998-02 LS1 Adjustable Master/Slave

An adjustable master cylinder is required for installation of the RAM Street Dual on any LS application so you can limit your clutch travel and avoid clining problems.

When installing the new clutch hydraulics, it is essential to flush the system of old fluid and rebled with the new fluid. Bleeding MUST be done by vacuum method or using a power bleeder such as a Mityvac.

RA510 1998-02 master cylinder... 209.99 ea  
RA520 1998-02 slave cylinder..... 139.99 ea



## Hydraulic Release Bearing

Hydraulic release bearing for stock style and multi-disc clutch applications designed for transmissions utilizing the 1.375" collar size. The bearing requires a minimum 3/4" bore master cylinder and a -4AN feed line to run from the master to the bearing. The RAM bearing will provide up to .600" travel using a 3/4" bore master cylinder. T56 models include the necessary fittings and hoses to connect with the factory master cylinder and provide increased travel plus full adjustability of starting position to accommodate most single and dual disc clutches.

**Hydraulic Bearings**  
78125 Chevrolet universal bearing.... 141.99 ea  
78160 GM T56 universal..... 384.99 ea

**Component Parts for Hydraulic Bearings**  
78015 replacement bearing only..... 39.99 ea  
78505 rp1cmnt o-ring set for 78125.. 12.99 set  
78510 remote bleeder set..... 29.99 ea  
78320 locating stud, 5/16"-18 ..... 9.99 ea  
78330 bearing shim ..... 17.99 set

## 1962-79 Throwout Bearing

Hays high-performance throwout bearings withstand the high spring pressure and high RPM operation common to racing clutches. Each bearing face is heat treated and Blanchard ground to ensure trueness. The collar is heat treated for strength and machined to close tolerances for secure bearing fork attachment. The ball bearing race is packed with heat resistant moly-based grease for better lubrication and longer life. A nylon liner and bearing retainer is also featured for cooler and quieter operation.

### High Performance Throwout Bearings

**Diaphragm Type 10.4" - 1-1/8" - 10 Spline**  
HY70101 1967-70 230, 250 ..... 76.99 ea  
HY70101 1964-69 327 ..... 76.99 ea  
HY70101 1969-77 350 ..... 76.99 ea

**3 Lever Type 10.4" - 1-1/8" - 10 Spline**  
HY70101 1962-64 283 ..... 76.99 ea

**3 Lever Type 11" - 1-1/8" - 10 Spline**  
HY70101 1962 283 ..... 76.99 ea  
HY70101 1967-70 396 ..... 76.99 ea

**Diaphragm Type 11" - 1-1/8" - 26 Spline**  
HY70101 1962 ..... 76.99 ea

**Self-Aligning Throwout Bearings**  
Diaphragm Type 10.4" - 1-1/8" - 10 Spline  
HY70201 1967-79 230, 250 ..... 76.99 ea  
HY70201 1964-69 327 ..... 76.99 ea  
HY70201 1969-77 350 ..... 76.99 ea

**3 Lever Type 10.4" - 1-1/8" - 10 Spline**  
HY70201 1962-64 283 ..... 76.99 ea

**3 Lever Type 11" - 1-1/8" - 10 Spline**  
HY70201 1962 283 ..... 76.99 ea  
HY70201 1967-70 396 ..... 76.99 ea

**Diaphragm Type 11" - 1-1/8" - 26 Spline**  
HY70201 1962 283 ..... 76.99 ea

## 1964-72 Clutch Throwout Bearing

When replacing the clutch in your full size Chevrolet, it is recommended that you replace the throwout bearing at the same time. These authentic GM replacement clutch throwout bearings are for use with the applications listed below. 1-7/32" tall.

G8548 1971-72 6 cyl w/HD 3-spd.... 51.99 ea  
G8548 1965-67 283 w/HD 3-spd. 4-spd 51.99 ea  
G8548 1965-69 327 ..... 51.99 ea  
G8548 1967-72 350 ..... 51.99 ea  
G8548 1965-70 396 ..... 51.99 ea  
G8548 1970-71 400 ..... 51.99 ea  
G8548 1972 400 ..... 51.99 ea  
G8548 1964-65 409 ..... 51.99 ea  
G8548 1966-69 427 ..... 51.99 ea  
G8548 1970-72 454 ..... 51.99 ea

## Adjustable Throwout Bearing

This adjustable throwout bearing is the perfect replacement for any bearing. Replaces all of GM's 3 different bearing by simply removing one of the rings. With all three rings on the bearing you have the long bearing. Remove one ring and you will have the mid-length bearing and if you remove all three rings you will have the short bearing.

16505 adjustable ..... 67.99 ea

# Transmission Components



TF800022



C926321

## 1958-75 Clutch Release Fork

Reproduction replacement clutch return forks. Over a period of years and countless miles, stress cracks or breakage can occur in the clutch fork. We offer early or late model clutch forks for 1958-75 Impala models.

### Reproduction Clutch Forks

TF800022	1958-62	correct style ...	131.99 ea
TF800022	1963	409 .....	131.99 ea
3892632	1963	exc. 409 .....	69.99 ea
3892632	1964-71	V8 .....	69.99 ea
3892632	1964-72	6 cylinder .....	69.99 ea
C926321	1973-75	6 cylinder .....	34.99 ea



## 1973-75 Clutch Release Fork

This is a heavy-duty replacement for the stock GM clutch forks that tend to crack or break from stress. Constructed from .165" thick, heavy gauge stamped steel. Offers more strength than the original factory unit and has a durable zinc-dichromate finish to resist corrosion. Replaces GM #'s 14066235, 14037647, 340278.

LW15500	1973-75	6 cylinder .....	71.99 ea
LW15500	1973-75	350 .....	71.99 ea
LW15500	1973-74	454 .....	71.99 ea



## 1958-80 Clutch Fork Boot

Classic Industries® restoration professionals scour the nation to bring you the hard to find parts you need at affordable prices! Here is the difficult to locate clutch fork boot for full size Chevrolet models from 1958-60. Now you can have the original leather style fork boot just like the factory intended!

E1341	1958-60	clutch fork boot .....	22.99 ea
-------	---------	------------------------	----------

## Safety Bellhousing Clutch Fork Boot

Clutch fork boot for 1958-96 full size models.

The clutch fork boot is to help keep unwanted dirt, dust, and moisture from entering the bellhousing which can cause damage to the clutch.

This clutch fork boot is made of a soft pliable rubber for Lakewood Safety Bellhousings.

LW15510	1958-96.....	40.99 ea
---------	--------------	----------



W2198



3993851

## 1961-75 Clutch Fork Boot

Exact reproduction boot, sized for a snug fit to both fork and bellhousing. Molded in durable E.D.P.M. stock.

W2198	1961-62	all.....	42.99 ea
W2198	1963	409.....	42.99 ea
3993851	1963-75	6 & V8 w/o 409.....	6.99 ea



LW15501



3729000

## 1958-96 Clutch Fork Mounting Stud

Genuine GM or reproduction stud which the clutch fork pivots on.

LW15501	1958-96	.....	40.99 ea
G1425	1962-67	283 .....	24.99 ea
G1425	1965-69	327 .....	24.99 ea
G1425	1969-70	350 .....	24.99 ea
G1425	1965-69	396 .....	24.99 ea
G1425	1965	409 .....	24.99 ea
G1425	1966-69	427 .....	24.99 ea
G1425	1970	400 .....	24.99 ea
3729000	1971	400 .....	8.99 ea
3729000	1972	402 .....	8.99 ea
3729000	1971-75	350 .....	8.99 ea



## 1955-81 Clutch Fork Repair Spring

Reproduction clutch fork throw out bearing spring. Includes spring and rivet to attach spring to clutch fork.

154217	1955-81	.....	23.99 ea
--------	---------	-------	----------



## 1958-62 Clutch Fork Pushrod and Return Spring Set

Reproduction clutch fork rod and spring set for 1958-62 models that use clevis pin forks. Dimensionally correct for an original fit.

TF800155	1958-62.....	24.99 set
----------	--------------	-----------



C598630

C598631

## 1963-70 Clutch Fork Pushrod

This is a reproduction lower clutch rod for 1963-70 full size models. Attaches to the upper rod to produce the complete assembly.

C598630	1963-64.....	30.99 ea
C598631	1965-70.....	26.99 ea



## 1971-75 Clutch Fork Pushrod

This pushrod connects the release fork to the bellcrank on 1971 vehicles with 400 and 454 engines as well as all 1971-75 vehicles with 6 cylinder and 350 engines.

9779202	1971-75.....	15.99 ea
---------	--------------	----------



C206829



C206830



C206831



C1034

## 1958-70 Clutch Pedal to Bellcrank Upper Pushrod

Reproduction upper clutch rod for 1958-70 Impala, Bel Air, and Biscayne models. Manufactured to factory specifications. Goes through firewall on the clutch pedal to the bellcrank.

C206829	1958.....	28.99 ea
C206830	1959-61.....	55.99 ea
C206831	1962-64.....	50.99 ea
C1034	1965-70.....	36.99 ea



# Transmission Components



1253502

## 1964-72 Clutch Adjustment Rod

This reproduction clutch adjustment rod pushes against the clutch fork and is needed to adjust free play in the clutch. Available in the stock length 6-1/4" or in 7-3/8" for aftermarket clutches.

1253502	1964-72	6-1/4"	16.99 ea
1253503	1964-72	7-3/8"	16.99 ea

OE#



## Clutch Fork Return Spring

Reproduction spring that attaches from the engine mounting bracket to the clutch extension wire.

3973088	1971-72	6 cylinder	6.99 ea
3973088	1971	350, 454	6.99 ea

OE#



## 1958-75 Linkage Retainer Clip

Installs on the end of the clutch fork pushrod and shifter linkage rods on 1958-75 full size models.

3749084	1958-75	2.59 ea
---------	---------	---------

## Clutch Pedal Pushrod Bushing

Reproduction small bushing that is essential to keep the clutch pushrod in the proper location. A commonly worn out part which requires replacement periodically.

406172	1971	350	1.99 ea
406172	1973-75	6 cylinder	1.99 ea

## 1958-61 Clutch Rod Swivel

Reproduction clutch rod swivel. Mounts lower rod to bellcrank on your 1958-61 Impala, Bel Air, or Biscayne.

C64881	1958-61	29.99 ea
--------	---------	----------



## 1962-63 Clutch Rod to Fork Swivel

Reproduction clutch rod to fork swivel for 1962 Impala models and 1963 full size Chevrolet models with 409s.

C132281	1962-63	409	24.99 ea
---------	---------	-----	----------

## 1965-68 Firewall Clutch Rod Boot

Reproduction firewall clutch rod boot for 1965-68 full size models. Manufactured to factory specifications with the correct 3 screw mounting points and black with rubber material.

152902	1965-68	10.99 ea
--------	---------	----------



C7774290

## 1958-70 Clutch Bellcrank

Reproduction bellcrank assembly for 1958-70 six cylinder, eight cylinder small block, and big block models. Does not include frame side pivot ball installed in bellcrank.

### V8 and 6 Cylinder

C7774289	1958	48.99 ea
C7774290	1959	48.99 ea
C7774291	1960-61	76.99 ea

### V8 with Manual Trans

14018	1962-64	40.99 ea
-------	---------	----------

### Small or Big Block

C546211	1965-70	31.99 ea
---------	---------	----------



BS251

BS257

## 1958-70 Clutch Bellcrank Frame Bracket

Reproduction bellcrank bracket welded to the frame to hold the ball stud. These brackets wear out and do not hold the ball in place.

BS251	1958-59	26.99 ea
BS258	1960-64	26.99 ea
BS257	1965-70	22.99 ea

OE#



## 1958-75 Bellcrank Bushings

If your Impala's clutch feels a little rough, maybe you need to replace the clutch pivot bushings. We offer this 4 piece set which includes 3 nylon bushings and 1 retainer clip.

748742	1958-75	5.99 set
--------	---------	----------

## 1959-66 Shift Linkage Idler Lever/Bellcrank Bushing

Reproduction shift linkage bushings for 1959-66 models. Replace worn bushings to protect against wear and tear from vibration.

### Manual Transmission

3710401	1959-66	3-speed	1.49 ea
---------	---------	---------	---------

### Powerglide Transmission

3710401	1962	327	1.49 ea
3710401	1963-66	exclude SS	1.49 ea



## 1958-75 Bellcrank Felt Seals

Reproduction die-cut seal that slips over the bellcrank pivot studs and seals against the end of the bellcrank tube to prevent dirt and water damage.

3743360	1958-75	3.99 pr
---------	---------	---------



3866568

## 1958-75 Block Side Pivot Ball

This is an exact reproduction pivot ball screw, which provides the pivot for the bellcrank and screws into the bellhousing. Used on big and small block models.

3866568	1958-75	reproduction	9.99 ea
G13139	1958-75	GM	9.99 ea



KW201

KW319

## 1958-75 Frame Side Bellcrank Pivot Ball

Exact heat treated machined reproduction pivot ball. For small block or big block engines.

KW201	1958-70	14.99 ea
KW319	1971-75	16.99 ea



## 1958-64 Clutch Bellcrank Pivot Stud Lock

Correct reproduction frame side clutch bellcrank pivot stud lock for 1958-64 vehicles.

3756326	1958-64	5.99 ea
---------	---------	---------

## OE# AUTHORIZED NEW!

## 1965-68 Back-Up Switch Wire Clip

Replacement back-up lamp switch wire harness retaining clip for models with a Muncie transmission. This clip mounts the reverse back-up lamp switch wire harness to the bellhousing.

This is an exact reproduction of the GM part with the latex coating.

2404001	1965-68	2.79 ea
---------	---------	---------



## 1967-68 Back-Up Switch Mounting Set

Reproduction back-up lamp switch mounting set for 1967-68 models equipped with a Muncie 4-speed transmission. Set includes: switch shield, bracket, rod, and hardware.

CA39504	1967-68	Muncie 4-speed	47.99 set
---------	---------	----------------	-----------

# Manual Shifter Parts



## 1958-64 Competition/Plus Shifter

Replace your original shifter with high-quality Hurst replacement shifters! The industry standard for over 30 years, these shifters offer "State of the Art" transmission control for popular 3- or 4-speed manual transmissions. Each shifter assures a custom fit to vehicles having factory floor shifters without any floor pan modifications. The Hurst Competition/Plus offers the highest standard of manual transmission shifters available. These shifters are available for use with or without consoles. These are replacement shifters and may vary cosmetically from originals.

- 3917307 1958-59 BorgWarner T10... 512.99 ea
- 3917308 1960-63 BorgWarner T10... 512.99 ea
- 3917308 1963-64 Muncie 4-speed... 512.99 ea



## 1958-87 Super Shifter Top Loader Transmission

Hurst Street Super Shifter universal 4-speed shifter. They feature a 7-1/2" tall chrome-plated steel stick with 4-3/4" of knob throw and adjustable stops to prevent over shifts. Installation kit and console/floor pan modification may be necessary for proper installation. Installation kits sold separately.

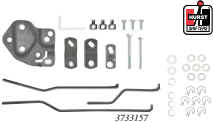
- 3917535 1958-87 Muncie/T-10.... 491.99 ea



## 1967-81 Indy SSA 3-Speed Shifter

This economically priced shifter is of universal design, so it will fit a wide variety of applications. It is ideal for converting column shift 3-speeds to floor shift. Features a spring loaded gate for ease of operation and great precise throws for less stick travel. Chrome-plated stick with black knob. All components are plated for protection. Comes complete with shifter boot, hardware, and installation guide. Some modification may be necessary during installation. Not for use with floor console.

- 5010002 shifter..... 358.99 ea
- 1148429 boot and plate - 5-1/4" x 6-1/2" 36.99 ea



## 1958-64 Shifter Installation Set

Installation sets are required when purchasing a Hurst Competition/Plus for Saginaw, Muncie, or Borg Warner transmissions. Check application below for the correct installation set for your vehicle. These installation sets will fit all shifters with or without a console unless otherwise specified.

**Important:** The 1960-64 shifters may be used for console or non-console models.

- 3733157 1958-59 BorgWarner T10 276.99 set
- 3734734 1960-63 BorgWarner T10 267.99 set
- 3733163 1963-64 Muncie ..... 267.99 set
- 3733163R 1963-64 all..... 164.99 set
- 3737834 universal Muncie ..... 267.99 set
- 3737834R universal Muncie ..... 149.99 set



## 1958-87 Super Shifter Installation Set

Installation sets are required when purchasing a Hurst Super Shifter for Muncie or Borg Warner T-10 transmissions. Includes all the linkage, brackets, and hardware necessary to install a Hurst Super Shifter onto the transmission.

**Important:** This shifter is not vehicle specific, therefore stock consoles cannot be used, and minor floor pan modifications are generally required.

- 3738616 1958-87 Muncie/T-10.... 280.99 ea



6081800 6081801 6010300 6010301



6010304 6010307 6010305  
6010305 detail

## Billet Aluminum Shift Lever

Bowler Performance billet aluminum shift lever for Tremec TKO/TKX 300/600 and T-56 transmissions. Now you have the option to upgrade your interior with this sleek aluminum shifter lever. Each lever is precision machined from billet aluminum and includes a 3/8-16 threaded stud for the shifter knob. Available in raw aluminum or black anodized finish.

- |   |           |
|---|-----------|
| <b>Industrial Through Pocket Design</b> |           |
| 6081800 raw 8" straight.....            | 102.99 ea |
| 6081801 black 8" straight.....          | 102.99 ea |
| 6010180 raw 10" straight.....           | 102.99 ea |
| 6010181 black 10" straight.....         | 102.99 ea |
| 6083000 raw 8" 30° kickback.....        | 102.99 ea |
| 6083001 black 8" 30° kickback.....      | 102.99 ea |
| 6010300 raw 10" 30° kickback.....       | 102.99 ea |
| 6010301 black 10" 30° kickback.....     | 102.99 ea |
| 6014190 raw 14" 19° kickback.....       | 162.99 ea |
| 6014191 black 14" 19° kickback.....     | 162.99 ea |

- |                                     |           |
|-------------------------------------|-----------|
| <b>Multi-Block Revised</b>          |           |
| 6010304 raw 10" 30° kickback.....   | 102.99 ea |
| 6010309 black 10" 30° kickback..... | 102.99 ea |

- |                                     |           |
|-------------------------------------|-----------|
| <b>Back Bone Hole Design</b>        |           |
| 6010305 black 10" 30° kickback..... | 102.99 ea |

- |   |           |
|---|-----------|
| <b>Aviation Design Holes With Ribs Connecting</b> |           |
| 6010307 raw 10" 30° kickback.....                 | 102.99 ea |
| 6010308 black 10" 30° kickback.....               | 102.99 ea |
| 6014193 raw 14" 19° kickback.....                 | 162.99 ea |
| 6014194 black 14" 19° kickback.....               | 162.99 ea |

TRANSMISSION, SHIFTERS & CLUTCH



## 1965-67 Shifter Installation Set

1965-67 Impala, Caprice, Bel Air linkage install set including shifter rods, lever arms, bracket for Hurst 4-speed 3912747 Competition Plus shifter connected to factory Muncie type 451 transmission. Replaces OE #3733643.

- 3733643 1965-67 Hurst..... 199.99 set

## 1964-67 Shifter Support Bracket

Reproduction shifter support bracket for 1964-67 Impala models with 4-speed Muncie transmission. Manufactured in stamped steel that replicates the original in design and fitment. This shifter support bracket bolts to the transmission. Replaces original GM part #3866260.

- C662601 1964-67 Muncie ..... 43.99 ea



# Manual Shifter Parts

New!



## Billet Aluminum Shift Lever for Borg Warner T-56 and Tremec TKO

Billet Specialties billet aluminum shift levers for Tremec TKO500, TKO600 and BorgWarner T-56 transmissions. They come in two styles, the oval hole "Outlaw" design and the rectangular hole "Grid" design. Both styles are available in 8" lengths and with either a polished or black anodized finish. Each one is precision machined from 6061-T6 aluminum and includes a 3/8"-16 stud for the shift knob.

Outlaw			
B264810	8" polished.....	94.99	ea
B264815	8" black.....	94.99	ea
B266110	10" polished.....	94.99	ea
B266115	10" black.....	94.99	ea

Grid Design			
B264820	8" polished.....	94.99	ea
B264825	8" black.....	94.99	ea
B266120	10" polished.....	94.99	ea
B266125	10" black.....	94.99	ea



## 1965-66 Muncie Shifter Arm

This unique shifter arm is an excellent replacement for all damaged original shifter mechanisms. Available for all 1965-66 models with either bench or bucket seat applications with a Muncie 4-speed shifter.

AS13D	1965-66	with bench seat.....	89.99	ea
AS13E	1965-66	with bucket seat.....	89.99	ea



New!

## 1960-74 Factory GM Hurst Shift Lever Bushings

From 1960-69, GM had an issue with their factory Hurst 4-speed shifters. The three levers on the shifter would wear over time, causing sloppy and inaccurate shifts. In 1970, GM solved the dilemma by engineering these rubber bushings that snap into the holes on the shift lever to take up the space between the shift lever and the shifter rod. This set is an exact reproduction of the original GM bushings, produced with stainless steel and rubber to restore the functionality of your factory shifter.

153946	1960-69	retrofit.....	17.99	set
153946	1970-74	reproduction.....	17.99	set



## 1960-67 Muncie Shift Handle Adapter

This bracket adapts a factory GM Muncie shifter arm to a Hurst Competition Plus shifter mechanism. Installing this bracket combines the classic look of an OE Muncie shifter with performance and reliability of a Hurst shift mechanism.

AS15	1960-67.....	44.99	ea
------	--------------	-------	----



## 1965-67 Shifter Linkage Set with Muncie

Reproduction shifter linkage assembly including the levers, rods, swivels, and clips. For 1965-67 Impala models with factory shifter.

CS98924	1965-67	Muncie linkage..	157.99	set
---------	---------	------------------	--------	-----

## 1958-81 Shift Rod

### Retainer Clip

Reproduction of the commonly missing spring loaded clip which is necessary to hold the selector rods to the shifter and the transmission. 2 per rod required.

3749084	1958-81	required.....	2.59	ea
---------	---------	---------------	------	----



## Hurst Shifter Rebuild Set

Rebuild your Hurst shifter with this shifter rebuild set. This is a 20 piece set that contains all the necessary components to make your Hurst shifter work like new.

Note: Shifter body sleeve sold separately.

HC421	Hurst rebuild set.....	119.99	set
HC423	shifter body sleeve.....	16.99	ea



## 1970-75 Manual Transmission TCS Switch

This is the TCS switch that mounts on the manual transmission shift cover. These transmission control spark switch fits 1970-75 GM models with a 3- or 4-speed manual transmission.

14677	1970-71	spade style.....	34.99	ea
14678	1972-75	pin style.....	34.99	ea



## 1970-74 TCS Solenoid

These solenoids are used on most 1970-74 Chevrolet models. They mount to the carburetor stud on the intake manifold and have 2 spade terminals and 3 vacuum ports. Includes OE style mounting bracket.

14679	1970	big block.....	99.99	ea
14720	1970-71	small block.....	99.99	ea
14721	1972	small block.....	99.99	ea
14722	1972	big block.....	104.99	ea
19974100	1973-74	V8.....	119.99	ea

## 1970-72 MT TCS Relay

Reproduction TCS relay for 1970-75 Chevrolet models equipped with a 4 speed transmission and TCS system. Relay is manufactured replicating the original Delco design featuring the OE # 3961573 stamped into the casting. Features 4 prong TCS Transmission Spark Control relay vacuum advance delay.

14926	1970-72	relay.....	49.99	ea
-------	---------	------------	-------	----



## Shift Boot and Plate

Hurst shifter boots and plates. Designed for large hole shifter installations, these boots are adaptable to most shifter installations. Includes: the boot, chrome i.d. plate, and all mounting hardware.

1147494	7-3/4" x 8-3/4".....	78.99	ea
1144580	5-1/4" x 6-1/2".....	41.99	ea



## Hurst Equipped Emblem

Based on original Hurst blueprints, this Hurst Equipped emblem is an authentic reproduction of the one used on the late 60's muscle cars. Equipped with a factory Hurst shifter. Made of durable ABS plastic with 3M adhesive tape backing for permanent mounting. Measures: 1-1/4" x 5-1/4".

1361000	Hurst Equipped emblem.....	27.99	ea
---------	----------------------------	-------	----

# Manual Trans Shift Knobs



## Billiard Ball Shift Knob

These billiard shift knobs are made from authentic, 2-1/4" diameter billiard balls with precision threaded adapter inserts to ensure a snug fit in your vehicle. This unique knob will provide a smooth, solid shift feeling. Choose the classic 8 ball or the ball of your favorite color! Shift balls include a built in 16mm x 1.5 threaded insert with jam nut and detailed instructions for easy installation. Adapters for other thread sizes are available separately.

MN2550	1 ball	29.99 ea
MN2551	2 ball	29.99 ea
MN2552	3 ball	29.99 ea
MN2553	4 ball	29.99 ea
MN2554	5 ball	29.99 ea
MN2555	6 ball	29.99 ea
MN2556	7 ball	29.99 ea
MN2557	8 ball	19.99 ea
MN2558	9 ball	29.99 ea
MN2559	10 ball	29.99 ea
MN2560	11 ball	29.99 ea
MN2561	12 ball	29.99 ea
MN2562	13 ball	29.99 ea
MN2563	14 ball	29.99 ea
MN2564	15 ball	29.99 ea



## Cue Ball Shift Knob

These cue ball shift knobs are 2-1/4" in diameter and come with a built-in precision threaded insert that includes adapters to ensure a snug fit. Made from authentic unused billiard cue balls. Choose from the most popular shift patterns. Shift balls include a built in 16mm x 1.5 threaded insert with jam nut and detailed instructions for easy installation. Adapters for other thread sizes are available separately.

MN2566	4-speed	49.99 ea
MN2567	4-speed	49.99 ea
MN2569	5-speed	49.99 ea
MN2571	6-speed	49.99 ea



## Solid Colors

01	02	03	04	05	06
black	red	white	ivory	yellow	orange

## Pearl Colors

51	52	53	54
black	red	blue	green



## Premium Quality Shift Knob

Premium quality 2-1/8" diameter shift knobs with your choice of logo. Comprised of specially formulated high impact polymer resin specifically designed to meet performance level torque and temperature requirements. Graphics are substructure and can not wear off. Includes a 16mm x 1.50" brass master insert. Adapter and jam nut sold separately. Please visit www.classicindustries.com for more adapter choices.

Important: Please specify knob color when ordering.


<b>Chevrolet Crest Emblem</b>	
D501	solid embedded emblem .. 49.99 ea
D501	pearl embedded emblem .. 59.99 ea
<b>Bow Tie Emblem</b>	
D502	solid embedded emblem .. 49.99 ea
D502	pearl embedded emblem .. 59.99 ea
<b>SS Emblem</b>	
D503	solid embedded emblem .. 49.99 ea
D503	pearl embedded emblem .. 59.99 ea
<b>Impala Emblem</b>	
D507	solid Bow Tie .. 49.99 ea
D507	solid Bow Tie .. 59.99 ea
<b>Color Filled Bel Air Logo</b>	
D521	solid black script .. 59.99 ea
D521	pearl black script .. 69.99 ea
D522	solid gray script .. 59.99 ea
D522	pearl gray script .. 69.99 ea
D523	solid white script .. 59.99 ea
D523	pearl white script .. 69.99 ea



## Shift Knob Adapter

Brass adapter and jam nut for American Shifter shift knobs. Made in USA.

<b>Standard Adapters</b>	
D69001	5/16"-18 .. 3.99 ea
D69002	3/8"-16 .. 3.99 ea
D69003	3/8"-24 .. 3.99 ea
D69004	7/16"-20 .. 3.99 ea
D69005	1/2"-13 .. 3.99 ea
D69006	1/2"-20 .. 3.99 ea
<b>Metric Adapters</b>	
D69101	8mm x 1.25 .. 3.99 ea
D69102	10mm x 1.25 .. 3.99 ea
D69103	10mm x 1.50 .. 3.99 ea
D69104	12mm x 1.25 .. 3.99 ea
D69105	12mm x 1.50 .. 3.99 ea
D69106	12mm x 1.75 .. 3.99 ea
D69107	16mm x 1.50 .. 3.99 ea



## 1958-63 Shifter Ball

Reproduction shifter balls for 1958-63 models with a manual transmission. These 1-1/2" diameter shifter balls feature the correct off-white color.

Note: 1-1/2" ball is designed for use with original shifters but can be used on other shifters with 5/16"-18 thread size.

Y1053	1958-63	4-speed	9.99 ea
Y1077	1963	SS	8.99 ea



## 1965-69 Chrome Shifter Knob

Reproduction chrome shift knob. A highly polished triple chrome-plated steel knob which is now available for all 1965-69 Impala models with 3-speed or 4-speed transmissions. These heavy weight chrome knobs will add originality to your interior.

Note: \*\*Correct for all 1968 models with console. \*\*Correct for 1969 with console.

A514	1965-66	9/16" Muncie	19.99 ea
392252*	1967-68	5/16" Muncie	21.90 ea
9793565**	1969	3/8" Hurst	19.99 ea



## 1967-69 Four-Speed Shift Knob

Beautiful reproduction style shift knob for 4-speed transmissions. The black shift knob for 1967-69 consists of the upper shift ball and a lower chrome lock nut. The white shift knobs are a 1 piece design and feature an engraved shift pattern highlighted in black.

Note: \*\*Correct for all 1967 models or 1968 without console. \*\*Correct for 1969 without console.

3921147B*	1967-68	black	5/16"-18	21.99 ea
3921147W	1967-68	white	5/16"-18	21.99 ea
3961437A**	1969	black	3/8"-16	19.99 ea
3961437W	1969	white	3/8"-16	19.99 ea

## Classic White Shift Knob

These solid white shift knobs are perfect for classic vehicles that have been upgraded with a modern 4-, 5-, or 6-speed transmission. Each 1-3/4" shift knob features an engraved and inlaid black gate shift pattern, 3/8"-16 thread size. Includes jam nut.

1630003	4-speed shift knob	60.99 ea
1630008	5-speed shift knob	60.99 ea
1630040	6-speed shift knob	57.99 ea

TRANSMISSION, SHIFTERS & CLUTCH

# Manual Trans Shift Knobs

## White Replacement Shift Knob

This Hurst classic shift knob is manufactured from solid high gloss, high strength plastic. It's 1-7/8" diameter with an engraved inlaid shift pattern and molded-in 3/8"-16 thread brass insert. The white with black engraved shift pattern and Hurst logo 4-speed shift knob includes jam nut.

1637626 4-speed shift knob ..... 49.99 ea



## New!



6150000 6150001 6150004

## Billet Aluminum Shift Knob

Bowler Performance Billet aluminum shifter knob. Manufactured from 6061-T6 Billet aluminum. Features 16mm x 1.5 female thread and includes a 3/8"-16 threaded adapter.

**5-Speed**  
 6150000 polished/black pattern ..... 54.99 ea  
 6150001 gloss black/machined pattern ..... 54.99 ea  
 6150004 matte gray/machined pattern ..... 54.99 ea  
 6150005 gloss white/black pattern ..... 54.99 ea  
 6150006 gloss white/machined pattern ..... 54.99 ea

**6-Speed**  
 6160000 polished/black pattern ..... 54.99 ea  
 6160001 gloss black/machined pattern ..... 54.99 ea  
 6160004 matte gray/machined pattern ..... 54.99 ea  
 6160005 gloss white/black pattern ..... 54.99 ea

## New!



## Magnum Side Grips

B&M side grip plates for B&M Magnum Grip shifters. They are made from durable polycarbonate and feature a textured diamond pattern and the B&M logo on the sides. Works with all B&M Magnum Grip shifters including the Pro Stick, Pro Ratchet, Street Bandit, and Pro Bandit shifters.

BM81201 blue ..... 32.99 pr  
 BM81203 orange ..... 32.99 pr  
 BM81204 red ..... 32.99 pr  
 BM81205 white ..... 31.99 pr



## Reproduction Shift Handle

This licensed reproduction Hurst T-Handle shift knob is embossed with the Hurst "H" logo and 4-speed shift pattern for a true muscle car look. Your choice of black or white molded plastic.

Note: Jam nut not included.

1530041 black handle with 3/8" thread 48.99 ea  
 1530043 white handle with 3/8" thread 48.99 ea

## T-Handle Shift Knob

Quality die-cast aluminum T-Handle is embossed with the familiar Hurst logo and comes in your choice of chrome, polished, or brushed finish. Order direct fit by the size and finish. SAE universal fit includes adapters in 1/4"-28, 5/16"-18, 3/8"-16, 1/2"-20. Metric/SAE universal fit includes: 3/8"-16, 3/8"-24, 7/16"-20, 1/2"-20, M10 x 1.25, M10 x 1.5, M12 x 1.25 and M12 x 1.75.

Note: \*Does not include SAE 3/8"-24 and 7/16"-20.  
 1530032 chrome SAE ..... 51.99 ea  
 1530040 polished metric/SAE ..... 61.99 ea  
 1530020 brushed metric/SAE ..... 48.99 ea



## Grab a T-Handle for Positive Shift Results!

T-handles fit all B&M and most other aftermarket and OEM shifters. Includes thread inserts to fit 1/2"-20, 3/8"-24, 3/8"-16, and 5/16"-18 thread shifters.

223009 chrome aluminum ..... 50.99 ea  
 223010 brushed aluminum ..... 61.99 ea  
 223011 black plastic ..... 30.99 ea

## New!



SP3763B SP3763S SP3741B SP3741S

## Universal Shift Knobs

Made with perforations and contrasting vertical indented lines, our Settanta or Piuma is a aluminum shift knob that offers outstanding performance. The counter sunk "rivet" design sheds weight and helps increase grip. Each knob with an engraved Sparco "S" or the Sparco logo.

**Settanta**  
 SP3736B universal org/white accents 84.99 ea  
 SP3736S universal blk/white accents 84.99 ea

**Piuma**  
 SP3741B universal black ..... 94.99 ea  
 SP3741S universal silver ..... 94.99 ea



A5700242 A5700243 A5700244

## Vintage Style Shifter Knob

A vintage style aluminum shift knob, will add the finishing detail to your classic. Drilled and tapped 16mm - inserts available to fit common standard shafts. Knob diameter: 2".

Note: U.S. standard adapters shifter threads are: 3/8" x 16, 3/8" x 24, 5/16" x 18, and 1/2" x 20 included also are jam nut and instructions.

**Vintage Style Aluminum Shift Knobs**  
 A5700242 finned polished finish ..... 78.99 ea  
 A5700243 beechie polished finish ..... 58.99 ea  
 A5700244 bulls eye polished finish ..... 58.99 ea

**Shift Knob Adapters**  
 A5700245 U.S. standard adapters ..... 10.99 ea



1530020



M37010

M37011

## Heritage Shift Knob

MOMO Heritage shift knobs are ergonomically designed to nestle perfectly into the driver's palm, allowing fast, precise gear changes. Each shift knob is hand finished to highlight the contrasting wood grains through the expertly combined mahogany and beech wood and topped with a vintage grain leather cap embossed with the classic MOMO Heritage logo. Includes a self-tapping insert and Allen head set screws to fit any shifter handle up to 18mm or 3/4".

M37010 Trofeo cylindrical ..... 198.99 ea  
 M37011 Targa spherical ..... 198.99 ea



M37007

M37008

M37009

## Street Shift Knob

MOMO street shifts knobs are designed to complement their steering wheel in both form and function. These knobs will fit manual or automatic shifter handles up to 18mm or 3/4". These unique designs feature a black top grain leather wrap with chrome, dark chrome, or machined accents, and collar. A MOMO embossed rubber cap finishes off the look. Includes a self-tapping insert and Allen head set screws.

M37007 Gotham dark chrome ..... 104.99 ea  
 M37008 Nero black ..... 104.99 ea  
 M37009 GTR 2 chrome ..... 104.99 ea

## Race Shift Knob

MOMO Race air leather aluminum shifts knobs will fit any manual or automatic shifter handle up to 18mm or 3/4". The designs feature a black perforated leather, machined aluminum accents and a black MOMO cap for a race inspired look. Includes a self-tapping insert and Allen head set screws.

M37003 Race leather/aluminum ..... 94.99 ea  
 M37004 Race leather ..... 94.99 ea

## Anatomic Shift Knob

MOMO Anatomic shifts knobs are named for their anatomic shape designed to fit naturally in the driver's hand. Will fit manual or automatic shifter handle up to 18mm or 3/4". They are available in short and tall designs featuring a MOMO embossed black top grain leather covers with black stitching and black aluminum collars. Includes a self-tapping insert and Allen head set screws to fit any shifter handle up to 18mm or 3/4".

M37005 short - 3" high ..... 84.99 ea  
 M37006 long - 4" high ..... 84.99 ea

# Batteries & Battery Boxes



1958

1959-66

1967-76



BY12001

BY12002



BY12005

BY12006



BY12007

BY12011

## Reproduction Delco® Energizer Battery

Authentic reproduction Delco® Energizer batteries give you true "tar-top" appearance while eliminating the sticky hot weather disadvantages. Each battery is correct in every detail including acid resistant, screw or push-in type caps featuring Delco full or half circles and are finished in the proper trim. Also includes the assembly line battery decal featuring a white label with red text attached to the battery posts. All batteries feature 780 cold cranking amps.

**CAUTION:** Maintenance-free batteries are Gel-Cell type batteries and do not require adding electrolyte (battery acid). Don't forget to check the battery tray for rust or corrosion. replacement now will ensure cleaner battery installation.

**Note:** Batteries carry a 48-month manufacturer's warranty. Shipped overweight.

### 1958-76 Top Post Batteries

#### Yellow Caps with "Delco" Lettering

Measuring 10-1/4" x 6-3/4" x 9"  
BY12001 1958 POS on rear RH..... 373.99 ea

#### Yellow Caps with Black "Delco" Lettering

Measuring 10-1/4" x 6-3/4" x 9"  
BY12002 1959-60 POS on rear RH..... 373.99 ea  
BY12004 1961 POS on rear RH..... 373.99 ea  
BY12005 1962-63 POS on rear RH..... 373.99 ea  
BY12006 1963-65 POS on rear RH..... 373.99 ea  
BY12015 1966 POS on rear RH..... 373.99 ea

#### 5 Split Ring Logo Caps, "1 Delco Eye"

Measuring 10-1/4" x 6-3/4" x 9"  
BY12007 1967-69 POS on rear RH..... 413.99 ea

#### 1970-76 Side Terminal Batteries

#### 5 Split Ring Logo Caps, "1 Delco Eye"

Delco Logo Case—Measuring 10-1/4" x 6-3/4" x 8"  
BY12008 1970 POS (+) on LH..... 413.99 ea  
BY12010 1971-76 POS (+) on LH..... 413.99 ea  
Textured Case—Measuring 10-1/4" x 6-3/4" x 8"  
BY12009 1970 POS (+) on LH..... 413.99 ea  
BY12011 1971-76 POS (+) on LH..... 413.99 ea



BY13006

## Yellow Top Battery

With premium cranking power, low internal resistance, and unparalleled cycling capability (rechargeability), the YellowTop AGM battery is a true dual purpose automotive battery. It handles deep power drains and recharges to full capacity so it can power plenty of electronics and still start the engine time after time. Perfect for vehicles with multiple electronic systems or high demand audio.

**Note:** Shipped overweight.

BY13005	620 CCA	Group 35	289.99 ea
BY13006	620 CCA	Group 75/25	309.99 ea
BY13007	750 CCA	Group 34/78	309.99 ea
BY13008	450 CCA	Group 51	289.99 ea
BY13009	450 CCA	Group 51R	289.99 ea



BY13003

## Red Top Battery

The OPTIMA Red Top high-performance AGM battery is the ultimate high CCA starting battery designed to deliver the strongest 5 second ignition power for a reliable start-up every time. The Red Top outperforms and outlasts traditional batteries in demanding cranking/starting applications. With ultimate power delivery and durability, the Red Top is ideal for luxury cars, hot rods, off-road vehicles and other applications that require a leakproof starting battery.

**Note:** Shipped overweight.

BY13001	800 CCA	Group 34/78	279.99 ea
BY13002	720 CCA	Group 25	249.99 ea
BY13003	720 CCA	Group 25	269.99 ea
BY13004	720 CCA	Group 75/25	249.99 ea



## Battery Relocation Set

Moroso battery installation set. This set includes enough 2 gauge copper wire to relocate the battery to the trunk on most vehicles. The high grade cable features rugged PVC insulation provides unrestricted current flow. Set includes: all the terminals, 12 gauge leads, grommets, insulated clamps, and shrink sleeving to do the job.  
MS74055 blue..... 175.99 set

## Billet Battery Box for Optima 34 Series Batteries

Finally, a battery box that looks as good as it performs as an Optima battery performs. Perfect for trunk mounted applications. Featuring polished aluminum, hold down studs and stainless steel fasteners, this battery box will give you a reason not to hide that Optima battery! Includes predrilled 5/16" holes in the base for mounting (hardware not included). Fits only genuine Optima 34 series batteries and measures 10" x 6.8" x 7.8". Battery not included. Made in USA.



BB700104

BB700101	gloss black	150.99 ea
BB700102	matte black	151.99 ea
BB700103	polished	151.99 ea
BB700104	red	151.99 ea
BB700105	blue	150.99 ea

## Billet Battery Box for Optima 51 Series Batteries


Show off that Optima battery with one of these beautifully CNC-machined battery boxes. Perfect for trunk mount applications. Designed only to house genuine Optima 51 series batteries, this battery box is available in both full cover and strap style and in a variety of finishes to suit your taste. Includes predrilled 5/16" holes in base for mounting (hardware not included). Battery not included. Made in USA.



BB700113

BB700111	gloss black	135.99 ea
BB700112	matte black	135.99 ea
BB700113	polished	135.99 ea
BB700114	red	135.99 ea
BB700115	blue	135.99 ea

BB700121	gloss black	93.99 ea
BB700122	matte black	93.99 ea
BB700123	polished	93.99 ea
BB700124	red	93.99 ea
BB700125	blue	93.99 ea



## Billet Battery Mount

LG Billet USA battery mount for the Interstate MT-24F battery. Manufactured from 6061-T6 billet aluminum and includes stainless steel hardware for assembly and installation. Available in machined finish and black anodized. Battery not included.

Interstate MT-24F		
LG2003	flag top	black anodized ... 254.99 ea
LG2004	flag top	black anodized ... 239.99 ea
LG2005	grid top	black anodized ... 254.99 ea
LG2006	grid top	machined ... 239.99 ea
Optima Group 34/78		
LG2007	black anodized ...	239.99 ea
LG2008	machined ...	224.99 ea

BATTERIES & WIRING

# Battery Trays & Hardware

New!



TAYLOR

## Aluminum Relocation Battery Box

Taylor's aluminum relocation battery box is constructed from .040" thick aluminum and features a removable top to allow easy access to the battery. Battery mounts to the frame of the box with the supplied 3/8" bolts and includes a heavy-duty 1 piece battery hold down along with mounting hardware. Measures: 13-1/2" x 9-1/2" x 10".

Note: Complies with NHRA rule 8:1 for installations where there is no firewall between the driver and the battery.

TP48100 aluminum..... 154.99 set

New!



MOROSO

## Sealed Battery Box

Moroso black polyethylene sealed battery box. The external venting makes it ideal for relocating a battery to the rear of any race, street, or off-road vehicle with or without a rear firewall. It features closed cell foam gasket lid to prevent battery gasses from escaping into the vehicle, and includes 3/8" hold down rods, mounting hardware, vent tube and grommets. Fully approved for racing by NHRA, IHRA, and SCCA. Holds a Series 21, 24, 26, 34, 42, 54, 55, 56, 61, 62, 63, 85, 86, 96R battery with either top post or side post terminals.

MS74051 black..... 87.99 set



B600500

B600750

## 1958-61 Battery Tray

Reproduction battery trays for 1958-61 full size models. Stamped steel reproduction.

B600500 1958..... 34.99 ea  
B600750 1959-61..... 29.99 ea



3749016

OER AUTHORIZED



5734619

## 1962-72 GM Full Size Battery Tray

OER® Authorized battery trays for 1962-72 Chevrolet full size models. Each tray is manufactured from stamped steel and features the correct mounting hole locations. Black EDP coated for rust prevention.

3749016 1962-63..... 19.99 ea  
5734618 1964..... 19.99 ea  
5734619 1965..... 21.99 ea  
3885938 1966..... 17.99 ea  
3895138 1967..... 19.99 ea  
3915471 1968..... 17.99 ea  
3938000 1969-70..... 17.99 ea  
3972889 1971-72..... 26.99 ea



W21087

W21073

## Universal Battery Tray and Adjustable Hold Down

High-quality universal battery tray and adjustable hold down features a corrosion resistant vinyl coating. The tray measures 13" x 7". The adjustable hold down 5/16" thread fits a battery width of 4-1/2" to 7".

W21087 battery tray..... 14.99 ea  
W21073 adjustable hold down..... 7.99 ea



X600750

A12009

## 1958-65 Battery Hold Down to Radiator Support Bolt

OER® Authorized reproduction battery hold down to radiator support bolts.

X600750 5/16" - 18 x 1-1/4"..... .99 ea  
A12009 5/16" - 18 x 1-1/2"..... 1.49 ea



## 1964 Battery Hold Down Bolt

Battery tray 8" hold down bolt for 1964 Impala models.  
CX5039 1964 bolt..... 3.25 ea



## Battery Tray Bolts

Correct replacement battery tray bolts used on various GM vehicles 1964 and newer. 1/2" Hex with flat tip with 1-1/8" free spinning conical washer. Black phosphate coated.

B13716 5/16"-18 x 5/8" 2 piece..... 3.99 pr



## 1958 Battery Hold Down Set

Original style battery retainer includes: 2 bolts, 2 washers, and 2 wing nuts to prevent movement of the battery in the tray.

BHD001 1958..... 16.99 set

OER AUTHORIZED



B602000

B602500

## 1958-65 Battery Hold Down

Reproduction battery hold down for 1958-65 models. Replace your worn out or missing battery tray clamp with these authentic reproductions. Each clamp will replace the original exactly as the factory intended offering safety while maintaining originality.

B602000 1958 top mount..... 10.99 ea  
B602500 1959 w/heavy-duty battery..... 12.99 ea  
B602900 1961 all..... 9.99 ea  
B602500 1962 all..... 12.99 ea  
B602500 1963 w/o heavy-duty battery..... 12.99 ea  
B602750 1964 top mount..... 9.99 ea  
B602760 1965 top mount..... 14.99 ea



6270159

152939

6270159A

G6851

OER AUTHORIZED

## 1966-96 Battery Tray Clamp

Correct battery hold down retainer which clamps the lower casing ridge and holds it in place preventing any movement of the battery in the tray.

Clamps  
6270159 1966-76 black..... 3.99 ea  
6270159A 1966-76 stainless steel..... 3.99 ea  
G6851 1979-96 Genuine GM..... 8.99 ea  
Clamp Bolt  
152939 1966-76 black..... 1.49 ea

# Battery Cables

## 1961-70 Spring Ring Battery Cable

Restore your full size Chevrolet to exact factory specifications, with these OEM type cables! Each cable is reproduced exactly as original using the same OEM type spring terminals and connectors. The terminal end includes the word "SPRING RING" in the correct type style and size. Positive and negative cables are sold separately, due to the various variety of cables which were used for different applications. Each reproduction includes the correct length cable and spring ring terminal end.



### Positive Battery Cables

SR3310	1961	8 cyl	283	68.99 ea
SR3315	1961	8 cyl	348	68.99 ea
SR4105	1961	6 cyl	50-1/2"	68.99 ea
SR3310	1962	8 cyl	283	68.99 ea
SR3315	1962	8 cyl	327 with HP	68.99 ea
SR3315	1962	8 cyl	409	68.99 ea
SR4105	1962	6 cyl	50-1/2"	68.99 ea
SR18925	1963	6 cyl	all	68.99 ea
SR2930	1963	8 cyl	all	68.99 ea
SR20780	1964	6 cyl	48"	68.99 ea
SR5385	1964	8 cyl	283-327	68.99 ea
SR5410	1964	8 cyl	409 with AC	68.99 ea
SR21560	1964	8 cyl	409 without AC	68.99 ea
SR5450	1965	6 cyl	all	68.99 ea
SR5455	1965	8 cyl	all	68.99 ea
SR9780	1966	6 cyl	all	68.99 ea
SR5455	1966	8 cyl	all	68.99 ea
SR10720	1967	8 cyl	all	68.99 ea
SR9755	1967	8 cyl	all	68.99 ea
SR9850	1968	6 cyl	all	68.99 ea
SR21560	1968	8 cyl	all	68.99 ea
SR2245	1969	6 cyl	all	68.99 ea
SR22945	1969	8 cyl	396-427	68.99 ea
SR22755	1969	8 cyl	without 396-427	68.99 ea
SR12615	1970	6 cyl	all	68.99 ea
SR15115	1970	8 cyl	all	68.99 ea

### Negative Battery Cables

SR3325	1961	8 cyl	283	68.99 ea
SR3330	1961	8 cyl	448	68.99 ea
SR3320	1961	6 cyl	all	68.99 ea
SR3325	1962	8 cyl	283	68.99 ea
SR4010	1962	8 cyl	327 with HP	68.99 ea
SR3330	1962	8 cyl	409	68.99 ea
SR3325	1962	6 cyl	L6	68.99 ea
SR4010	1963	8 cyl	327 with HP	68.99 ea
SR4010	1963	8 cyl	409	68.99 ea
SR4170	1963	6 cyl	with AC	68.99 ea
SR3325	1963	8 cyl	Y8	68.99 ea
SR5040	1964	6 cyl	all	68.99 ea
SR5395	1964	6 cyl	with AC	68.99 ea
SR5345	1964	8 cyl	283-327 with AC	68.99 ea
SR5045	1964	8 cyl	283-327 w/o AC	68.99 ea
SR5050	1964	8 cyl	327 with HP	68.99 ea
SR5050	1964	8 cyl	409	68.99 ea
SR5050	1964	8 cyl	409 with AC	68.99 ea
SR5145	1965	8 cyl	283-327 with AC	68.99 ea
SR5395	1965	8 cyl	with AC	68.99 ea
SR5040	1965	6 cyl	without AC	68.99 ea
SR4665	1965	8 cyl	396 with AC	68.99 ea
SR5050	1965	8 cyl	409 with AC	68.99 ea
SR5050	1965	8 cyl	without AC	68.99 ea
SR5145	1966	8 cyl	283-327 with AC	68.99 ea
SR9770	1966	6 cyl	all	68.99 ea
SR4665	1966	8 cyl	396-427 with AC	68.99 ea
SR5045	1966	8 cyl	with AC	68.99 ea
SR6805	1967	8 cyl	283-327 with AC	68.99 ea
SR5050	1967	8 cyl	396-427 with AC	68.99 ea
SR9255	1967	6 cyl	with AC	68.99 ea
SR9875	1967	6 cyl	without AC	68.99 ea
SR9870	1967	8 cyl	without AC	68.99 ea
SR20775	1968	8 cyl	307-327 with AC	68.99 ea
SR12495	1968	8 cyl	396-427 with AC	68.99 ea
SR12490	1968	6 cyl	with AC	68.99 ea
SR2500	1968	6 cyl	without AC	68.99 ea
SR12505	1968	8 cyl	without AC	68.99 ea
SR22770	1969	8 cyl	396-427	68.99 ea
SR22775	1969	6 cyl	without AC	68.99 ea
SR22765	1969	6 cyl	with AC	68.99 ea
SR22760	1969	8 cyl	without 396-427	68.99 ea
SR12580	1970	6 cyl	all	68.99 ea
SR20770	1970	8 cyl	all	68.99 ea



## Replacement Battery Cable

Aftermarket battery cables are designed to replace the original cables and will fit and install as original though the are not cosmetically correct. Cables are 4 gauge stranded copper wire and are equipped with an accessory lead wire as shown. Battery clamp bolt and nut are included with each cable purchased.

### Positive Battery Cables

Top Post				
N325	25"			7.99 ea
N330	32"			8.99 ea
N338	38"			16.99 ea
N343	43"			11.99 ea
N153	48"			16.99 ea
N353	53"			17.99 ea
N356	56"			15.99 ea
N365	65"			14.99 ea
N372	72"			18.99 ea
N378	78"			18.99 ea
Side Terminal				
N530	30"			8.99 ea
N735R	35"			9.99 ea
N740	40"			14.99 ea
N545	45"			15.99 ea
N745	50"			16.99 ea
N555	55"			12.99 ea
N565	65"			15.99 ea
N578	78"			16.99 ea

### Negative Battery Cables

Top Post				
N215	15"			6.99 ea
N120B	20"			17.99 ea
N425	25"			12.99 ea
N430	27"			16.99 ea
N130	32"			15.99 ea
N434	34"			13.99 ea
N438	38"			16.99 ea
N448	48"			11.99 ea
N456	56"			12.99 ea
N465	65"			13.99 ea
N478	78"			15.99 ea
Side Terminal				
N620	20"			7.99 ea
N725	25"			12.99 ea
N730	30"			8.99 ea
N735B	35"			9.99 ea
N740B	40"			10.99 ea
N645	45"			11.99 ea
N655	55"			12.99 ea
N665	65"			14.99 ea



## 1958-60 Bolt Type Top Post Battery Cable

Each cable is reproduced exactly as original using the same OEM type terminals and connectors. Each cable is produced for authenticity and the original wire markings. Positive and negative cables are sold separately, due to the various variety of cables which were used for different applications. Each reproduction includes the correct length cable.

### Positive Cables

SR21675	1958	6 cylinder	61.99 ea
SR21680	1958	8 cylinder	61.99 ea
SR3285	1959	6 and 8 cylinder	61.99 ea
SR3285	1960	6 and 8 cylinder	61.99 ea

### Negative Cables

SR2845	1958	6 cylinder	61.99 ea
SR2845	1958	8 cylinder	61.99 ea
SR2840	1959	6 cylinder	61.99 ea
SR2845	1959	8 cylinder	61.99 ea
SR2840	1960	6 cylinder	61.99 ea
SR2845	1960	8 cylinder	61.99 ea

## 1970 Side Terminal Battery Cable

Positive				
SR14880	1970	6 cyl.	side mount	74.99 ea
SR15120	1970	8 cyl.	side mount	74.99 ea
Negative				
SR14850	1970	6 cyl.	side mount	74.99 ea
SR22690	1970	8 cyl.	side mount	74.99 ea



## Universal Battery Cable

Underhood or trunk mount battery cable sets. Each cable is 1 gauge and features lead die-cast top terminals with a steel ring insert. This feature prevents cracking or breaking the terminal due to tightening. Each version comes in either top post or side post sets. Trunk mount sets measure 18" while underhood sets measure 6" in length. Negative cables feature pre-assembled 36" long 6 gauge secondary lead. Each set includes: crimping tool, extra lugs, and shrink tubing.

### Trunk Mount

BC900701	top post	184.99 set
BC900702	side post	159.99 set

### Underhood Mount

BC900703	top post	111.99 set
BC900704	side post	111.99 set



# Battery Cable Components



## Remote Mount Battery Cable Set

Perfect for trunk mounted batteries. Both positive and negative cables are 1 gauge and 16 feet in length which allows for them to be attached to the engine for maximum starting current. Helps prevent voltage drop to the engine. Eliminates the need for heavy cable connections between the engine and frame. Set includes side post adapters and high amp crimp ring terminals with heat shrink.

40105 universal ..... 159.99 set



## Battery Cable Set

This set has only the highest quality components. Set comes complete with 16 feet of red #1 gauge positive cable and 3 feet of black #1 gauge cable, both with heavy-duty battery terminals already installed capable of handling over 250 amps. Set includes side post adapters and high amp crimp ring terminals.

40101 universal ..... 109.99 set



## Battery Cable Hardware

If your cables need to be replaced, you are probably going to need to replace your battery cable bolts as well. We offer early or late model cable bolts to give your engine compartment a detailed look.

**Genuine GM**  
G6848 side mount bolt GM ..... 1.99 ea

**Reproduction**  
BA227 top mount bolts repro ..... 1.99 pr  
BA275 side mount bolts repro ..... 2.99 pr



## Side Post to Top Post Adapters

Set of positive and negative side terminal adapters that enables you to convert side terminal style cables to be used with top post style battery without changing the cables or cable ends. Includes: 1 positive and 1 negative terminal adapter, 2 terminal bolts, and 2 terminal nuts.

500779 ..... 5.99 set



## Battery Cable Terminal

Due to the corrosive nature of battery electrolyte, the original lead cast positive and negative terminal ends usually require replacement every few years. We offer these replacement style late model OEM type terminals for top or side post batteries.

10626 top post terminal ..... 4.99 ea  
SBT1 side post terminal with bolt ..... 2.99 ea



## Side Terminal Adapters

If you are converting a side terminal battery to top post cable usage, we offer this convenient set which allows you to install and operate your replacement battery without unnecessary cutting of your cables.

RCP3L positive and negative ..... 4.99 set



## Quick Release Battery Cable Bolts

These handy quick release bolts replace standard 5/16" battery clamp bolts used for most top post batteries. The cam lever action tightens and loosens the bolts without tools. They're constructed from anti-corrosive stainless steel and padded with color coded red and black polypropylene.

W20251 top post 5/16" bolts ..... 11.99 pr



## Battery Terminal Protectors

Prevent corrosion buildup on the battery terminals with these color coded black and red anti-corrosion battery terminal protectors. Made of chemically treated polyester fiber.

W215007 ..... 1.99 pr

## 1958-70 Felt Battery Post Washer

This felt washer is designed to go on the positive battery post under the battery cable as recommended by GM. The washer helps to prevent corrosion of the positive battery post and cable.

TF900723 1958-70 ..... .99 ea



## Battery Terminal Protector Boot

Non-conductive insulator caps protect your electrical system from short circuits and corrosion. These reproduction caps were found in many early model GM vehicles and can be used on today's modern vehicles for reliable protection.

154536 top post black ..... 12.99 ea  
154648 junction point black ..... 13.99 ea  
NL10470 side post red ..... 12.99 ea



## 1967-72 Battery Cable Retainer

This seemingly insignificant retainer is highly important to keep the negative battery cable from sustaining damage caused by chaffing, or contact with the cooling fan.

3857706 1967-72 ..... 11.99 ea



## Oil Pan Battery Cable Clip

Reproduction clip installed between an oil pan bolt and the oil pan to provide a guide for the battery cable to the starter.

C2555 ..... 6.99 ea



## Battery Cable Cloth Insulator

Original style black cloth insulation. 1/2" cloth insulation is used for positive battery cable. Sold by the foot.

K0169 ..... 2.79 ft

# Battery Accessories & Tools

New!



## Boost X Lithium Jump Starter

NOCO Boost X are a portable lithium jump starter for 12 Volt batteries in vehicles up to 10.0L gasoline and 8.0L diesel engines, including cars, motorcycles, trucks, ATVs, boats, RVs, vans, SUVs, tractors, and more.

NOCGBX45	1250 amps.....	139.99 ea
NOCGBX55	1750 amps.....	199.99 ea
NOCGBX75	2500 amps.....	279.99 ea
NOCGBX155	4250 amps.....	414.99 ea

New!



## GENUIS Smart Battery Charger

Introducing the all-new GENUIS, one of our most powerful, highest performing, energy efficient, and compact chargers yet. The GENUIS is a 6 Volt and 12 Volt charger, battery maintainer, and battery desulfator rated at 1 to 10 amps for lead acid automotive, marine, and deep cycle batteries, including flooded, gel, AGM, and maintenance-free, plus lithium-ion batteries.

NOCGENUS1	1 amp .....	34.99 ea
NOCGENUS2	2 amp .....	59.99 ea
NOCGENUS2D	2 amp - direct mount .....	44.99 ea
NOCGENUS2X2	4 amp - 2 bank .....	109.99 ea
NOCGENUS5	5 amp .....	79.99 ea
NOCGENUS10	10 amp .....	109.99 ea

New!



## UltraSafe Lithium Jump Starter

Portable lithium-ion battery jump starter packs that deliver 500 to 3000 amps for jump starting a dead battery in seconds. It features a patented safety technology that provides spark-proof connections and reverse polarity protection making safe and easy for anyone to use. It's a powerful battery booster that doubles as a portable power source for recharging USB devices, like a smartphone, tablet and more, or powering 12 Volt devices, like a tire inflator, power inverter and much more. Designed for a car, boat, RV, truck and more with both gas engines up to 9.0L and diesel engines up to 7.0L.

NOCGB20	500 amps.....	89.99 ea
NOCGB40	1000 amps.....	109.99 ea
NOCGB50	1500 amps.....	169.99 ea
NOCGB70	2000 amps.....	224.99 ea
NOCGB150	3000 amps.....	334.99 ea

OER AUTHORIZED



- 0.8 amps
- 4-Stage Charging Program
- Automatic Intelligent Charging
- Adjusts Amperage as Needed
- Switches to Float Mode When Fully Charged
- For 12V Applications

## Smart Charger 800

The OER® Authorized Smart Charger 800 battery charger and maintainer for classic cars and trucks provides high frequency automatic intelligent charging for 12V lead acid, flooded, or sealed maintenance-free (AGM and Gell Cell) batteries. Microprocessor controlled unit plugs into 120V AC current and provides 0.8 amp output through a 4 stage charging program. Features 4 safety functions: over load, over heat, short circuit and reverse polarity, and is spark proof. Designed to be used with ring terminal output or with the optional clamp set as a portable unit. Has GS/ETL/CEC Certifications. Ideal for cold weather battery maintenance, or vehicle storage.

21026	Smart Charger 800 .....	29.99 ea
-------	-------------------------	----------

OER AUTHORIZED



- 1.25 amps
- 7 Stage Charging Program
- Automatic Intelligent Charging
- Adjusts Amperage as Needed
- Switches to Float Mode When Fully Charged
- For 6V or 12V Applications

## Smart Charger 1250

The OER® Authorized Smart Charger 1250 battery charger and maintainer for classic cars and trucks provides high frequency automatic intelligent charging for 6V or 12V lead acid, flooded, or sealed maintenance-free (AGM and Gell Cell) batteries. Microprocessor controlled unit plugs into 120V AC current and provides 1.25 amp output through a 7 stage charging program. Features 4 safety functions: over load, over heat, short circuit and reverse polarity, and is spark proof. Designed to be used with ring terminal output or with the optional clamp set as a portable unit. Has GS/ETL/CEC Certifications. Ideal for cold weather battery maintenance, or vehicle storage.

21025	Smart Charger 1250 .....	39.99 ea
-------	--------------------------	----------

## Priority Start Battery Protector

The PriorityStart! 12 Volt ProMax has a surge "spike" protection circuit that adds additional protection to the electrical system. Transient voltage "spikes" can cause damage to computers, 2 way radios, MDT equipment, cameras, and a host of other electrical equipment. The ProMax can be used on all 12 Volt vehicles including those with such aftermarket accessories.



PS1002	.....	104.99 ea
--------	-------	-----------

## Battery Carrying Strap

This handy tool is a must for your tool box. Allows you to easily carry bulky automotive batteries without getting acid on your clothes and hands. Each end is marked and sized to fit the positive or negative terminals allowing a secure, tight fit onto the post. Battery acid won't harm the strap! For top post batteries only.



X205	carries top mount.....	7.99 ea
------	------------------------	---------

## Battery Mat — Acid Neutralizer

The Battery Mat offers protection against undetected battery acid leaks. Once installed, the mat will trap and neutralize any battery acid that leaks from the terminals or top side of the battery, preventing corrosion and expensive damage. Each mat is made of super absorbent polypropylene needle punch felt, with one side heat treated to give it additional strength. The mat is inserted under the battery between the battery and the battery tray. It can easily be installed at any time either when replacing the battery tray or battery.

BM2427	yellow mat.....	6.99 ea
BM2428	black mat.....	8.99 ea

New!



## Cell Saver Battery Insulation Kit

DEI cell saver battery insulation kit is designed to solve the problem of heat soak into batteries preventing premature failure due to heat. Batteries are very susceptible to heat and vibration that could cause premature failure and hazardous leaks. Cell Saver is very capable of damping vibration and will absorb and neutralize any damaging/leaky battery acids. Cell Saver is easy-to-install and excess material can be trimmed to accommodate batteries of most sizes and shapes.

DE010480	40" x 7" .....	21.99 ea
----------	----------------	----------

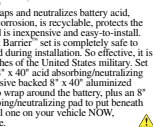
BATTERIES & WIRING

# Battery Accessories & Tools

## Protect Your Vehicle from Corrosive Battery Acid!

Prolong battery life and protect your vehicle's battery tray, underhood and radiator support area with the world's only acid-neutralizing heat barrier mat. It reflects over 90% of radiant heat, traps and neutralizes battery acid, protects against corrosion, is recyclable, protects the environment, and is inexpensive and easy-to-install. The Battery Heat Barrier™ set is completely safe to handle before and during installation. So effective, it is used by all branches of the United States military. Set consists of: one 8" x 40" acid absorbing/neutralizing felt and one adhesive backed 8" x 40" aluminumized thermal barrier to wrap around the battery, plus an 8" x 12" acid absorbing/neutralizing pad to put beneath the battery. Install one on your vehicle NOW, before it's too late.

TT1001 battery heat shield..... 29.99 set



## Battery Switch

These battery switches are easy-to-install on the negative battery post and disconnect the battery by simply loosening the knob a few turns. To reconnect, just tighten the knob. The knob can be removed completely to deter theft. Rated at 500 amp surge and 125 continuous at 12 Volts. Available with a 15 amp fused bypass that maintains computer settings, radio, clock etc., while the battery is disconnected.

W20309 top post w/ fused bypass 15.99 ea  
W20308 top post w/o fused bypass 11.99 ea  
W20307 side post w/o fused bypass 10.99 ea



## Lifeline Memory Retention System

The Lifeline enables users of a Master Disconnect Switch to retain a small amount of power for memory circuits common in fuel injection computers, radio presets and clocks. The Lifeline is a memory circuit retainer that will automatically reset after the electrical load is significantly reduced or if the Master Disconnect Switch has been switched to the on position. Available for standard or remote battery disconnects.

500778 standard disconnect ..... 27.99 ea  
500837 remote disconnect ..... 36.99 ea

## Quick-Disconnect Battery Terminal

This brass, quick-disconnect battery terminal isolates the vehicle's battery, allowing the clock, radio etc., to remain functional when combined with a fused bypass. Designed for both round and square battery lugs.

W203507 ..... 6.99 ea



## Master Disconnect Battery Switch

Taylor's 2 post battery disconnect switch completely shuts off all of the current from the battery in the event of an accident or electrical short. The 2 post switch is rated at 180 amps continuous capacity and is especially useful when charging the battery. Includes vinyl on/off decal.

Note: The NHRA requires a master battery disconnect switch on all modified and super stock class vehicles to comply with their rule 8-4.

TP1032 180 amps..... 44.99 ea



## Battery Cutout Switch

Make sure your battery maintains the precious power you need by disconnecting the battery from the vehicle during storage. Your choice of an inexpensive standard duty cutout or a heavy-duty unit. Works on any 12 Volt system or vehicle. Splices into positive battery cable to provide a switch for turning power on or off.

W203047 standard duty ..... 31.99 ea  
T4988 heavy-duty ..... 92.99 ea

## Disconnect Position Ring

For disconnect switches to identify the correct position of the switch (ON or OFF). Eliminates the question of which direction is the safe one.

BC900705 ..... 5.99 ea



## Water Resistant Master Switch

This water resistant master switch is rated to 100 amps continuous, 1000 amps surge at 12 Volts, and 50 amps surge at 24 Volts. 2-1/4" dia. x 2-1/2" deep and 1-1/4" deep behind panel. Features two 3/16" dia. mounting holes. Includes 2 keys and a water resistant cover.

Master Switch

W20314 water resistant master switch 21.99 set

Individual Replacement Components

W203167 1 key ..... 2.99 ea

W203127 water resistant cover ..... 2.99 ea



## Battery Topper

Now you can turn any modern style battery into a vintage looking one by adding one of these battery toppers featuring correct special grain just as original. Battery toppers are designed to be used with any maintenance-free flat top battery, and will work on any 24/60 series battery as long as the post location is original.

T70781 top post ..... 49.99 ea

T70782 side post ..... 49.99 ea



## Side Terminal Battery Wrench

Make life easier with this reverse able ratchet. Fits standard 5/16" side mount battery bolt.

W21020 5/16" ..... 7.99 ea



## Battery Terminal Spreader and Cleaner

Clean and spread battery cable terminals with this pliers type tool. Sharp teeth effectively clean corrosion from clamp. Squeeze handle to spread clamp.

X204 ..... 29.99 ea

## Battery Cable Crimping Tool

No matter what the size of your battery cable job, this is the tool that will make quick work of it. By simply selecting the proper size to match your crimp and aligning the star with the battery lug in your vise, you will gain a professionally strong and conductive crimp every time!

500665 ..... 16.99 ea



## Battery Post Cleaning Tools

This handy little device will help keep your battery posts clean and free of corrosion. Won't corrode or soften in cleaning solutions. Includes external brush for cable clamps and an internal brush for battery terminal posts.

X201 high impact plastic ..... 4.99 ea

X206 heavy-duty steel ..... 4.99 ea



WARNING: Cancer and Reproductive Harm - www.P65Warnings.ca.gov

# Wiring Harnesses

## 1958-74 Front Lamp Harness

Classic Industries® offers the largest selection of "in stock" replacement wiring harnesses available anywhere for your 1958-74 passenger car! Our harnesses are reproduced using the original General Motors schematics and feature the correct attachment connectors and wires in the correct gauge sizes and coloration (when available) to match your original and maintain authenticity. This harness is one of two main harnesses located in the engine compartment. It provides wiring for the main battery power lead, headlamps, parking lamps, side marker lamps, horn relay, alternator, voltage regulator, temperature sensor, brake warning, and ammeter gauges. These harnesses are produced as closely as possible to original specifications including correct colored wire.



CF50113

35590	1958	V8 with internal regulator.....	163.99	ea
35590P1	1958	V8 with internal regulator, RH alternator.....	196.99	ea
CF50110	1958	6 cylinder.....	174.99	ea
CF50112	1958	6 cylinder with HD generator.....	174.99	ea
CF50115	1958	front parking lamp bar wiring.....	70.99	ea
CF50111	1958	V8 with air suspension.....	182.99	ea
CF50113	1958	V8 with HD generator.....	174.99	ea
CF50114	1958	V8 with stock generator.....	137.99	ea
CF50118	1959	6 cylinder.....	208.99	ea
CF50119	1959	6 cylinder with HD generator.....	208.99	ea
CF35390P1	1959	V8 with internal regulator, RH alternator.....	221.99	ea
CF50121	1959	V8 with HD generator.....	188.99	ea
CF50120	1959	V8 with stock generator.....	188.99	ea
CF50128	1960	6 cylinder.....	261.99	ea
CF50125	1960	6 cylinder with HD generator.....	261.99	ea
38304	1960	V8 with internal regulator.....	238.99	ea
CF38304P1	1960	V8 with internal regulator, RH alternator.....	271.99	ea
CF50127	1960	V8 with HD generator.....	238.99	ea
CF50126	1960	V8 with stock generator.....	200.99	ea
CF50129	1961	6 cylinder.....	261.99	ea
CF50134	1961	6 cylinder with HD generator.....	250.99	ea
CF38305	1961	V8 with internal regulator.....	238.99	ea
CF50139P1	1961	V8 with internal regulator, RH alternator.....	271.99	ea
CF50136	1961	V8 with HD generator.....	250.99	ea
CF50131	1961	V8 with stock generator.....	238.99	ea
CF50130	1962	6 cylinder.....	261.99	ea
CF23518	1962	V8 with alternator and internal regulator.....	225.99	ea
CF23518P1	1962	V8 with internal regulator, RH alternator.....	258.99	ea
CF50135	1962	V8 with alternator and stock regulator.....	238.99	ea
CF23516	1962	V8 with alt., 1963 up ext. voltage regulator.....	258.99	ea
CF50138	1962	V8 with stock generator.....	238.99	ea
CF50140	1963	6 cylinder.....	250.99	ea
CF50140DI	1963	6 cylinder with internal regulator, LH alt.....	274.99	ea
CF50142	1963	V8.....	225.99	ea
CF50142DI	1963	V8 with internal regulator, LH alternator.....	248.99	ea
CF50142PI	1963	V8 with internal regulator, RH alternator.....	248.99	ea
CF45520	1964	V8.....	225.99	ea
CF45520DI	1964	V8 with internal regulator, LH alternator.....	248.99	ea
CF45520PI	1964	V8 with internal regulator, RH alternator.....	258.99	ea
CF50145	1964	6 cylinder.....	264.99	ea
CF50145DI	1964	6 cylinder with internal regulator, LH alt.....	287.99	ea
CG59093	1965	6 cylinder with factory gauges.....	314.99	ea
CG59091	1965	6 cylinder with warning lamps.....	301.99	ea
CG59094	1965	V8 with factory gauges.....	250.99	ea
CG59094DI	1965	V8 with internal regulator, LH alternator.....	274.99	ea
CG59094PI	1965	V8 with internal regulator, RH alternator.....	284.99	ea
CG59092	1965	V8 with warning lamps.....	274.99	ea
CG59092DI	1965	V8 with internal regulator, LH alternator.....	274.99	ea
CG59092PI	1965	V8 with internal regulator, RH alternator.....	284.99	ea
CG60027	1966	6 cylinder with factory gauges.....	314.99	ea
CG69420	1966	6 cylinder with warning lamps.....	314.99	ea
CG66975	1966	V8 with warning lamps.....	264.99	ea
CG66975DI	1966	V8 with warning lamps, LH alternator.....	287.99	ea
CG66975PI	1966	V8 with warning lamps, RH alternator.....	297.99	ea
CG66977	1966	V8 with factory gauges.....	264.99	ea
CG66977DI	1966	V8 with factory gauges, LH alternator.....	287.99	ea
CG66977PI	1966	V8 with factory gauges, RH alternator.....	297.99	ea
CG73160	1967	6 cyl., w/warn. lamps & T78 running lamps.....	325.99	ea
CG73161	1967	V8 with warning lamps, LH alternator.....	314.99	ea
CG73161DI	1967	V8 with factory gauges, LH alternator.....	322.99	ea
CG73161PI	1967	V8 with factory gauges, RH alternator.....	322.99	ea
CG73077	1967	6 cylinder with warning lamps.....	340.99	ea

CG73383	1967	V8 w/factory gauges & T78 running lamps.....	313.99	ea
CG73383DI	1967	V8 with factory gauges, LH alternator.....	337.99	ea
CG73383PI	1967	V8 with factory gauges, RH alternator.....	346.99	ea
CG73078	1967	V8 with warning lamps.....	288.99	ea
CG73078DI	1967	V8 with warning lamps, LH alternator.....	312.99	ea
CG73078PI	1967	V8 with warning lamps, RH alternator.....	322.99	ea
CG72085	1967	V8 w/warning lamps & T78 running lamps.....	288.99	ea
CG72085DI	1967	V8 with warning lamps, LH alternator.....	312.99	ea
CG72085PI	1967	V8 with warning lamps, RH alternator.....	322.99	ea
CG85043	1968	6 cylinder with warning lamps.....	339.99	ea
CG85040	1968	6 cylinder w/warning lamps & fender lamps.....	339.99	ea
CG85041	1968	V8 with factory gauges.....	327.99	ea
CG85041DI	1968	V8 with factory gauges, LH alternator.....	351.99	ea
CG85041PI	1968	V8 with factory gauges, RH alternator.....	360.99	ea
CG85042	1968	V8 with factory gauges and fender lamps.....	327.99	ea
CG85042DI	1968	V8 with factory gauges, LH alternator.....	351.99	ea
CG85042PI	1968	V8 with factory gauges, RH alternator.....	360.99	ea
CG85038	1968	V8 with warning lamps.....	314.99	ea
CG85038DI	1968	V8 with warning lamps, LH alternator.....	338.99	ea
CG85038PI	1968	V8 with warning lamps, RH alternator.....	347.99	ea
CG85039	1968	V8 with warning lamps and fender lamps.....	314.99	ea
CG85039DI	1968	V8 with factory gauges, LH alternator.....	338.99	ea
CG85039PI	1968	V8 with factory gauges, RH alternator.....	347.99	ea
CG97577	1969	6 cylinder.....	339.99	ea
CG97589	1969	6 cylinder w/retractable headlamp covers.....	351.99	ea
CG97565	1969	V8, 327, 350ci.....	314.99	ea
CG97587	1969	V8, 327, 350ci, with retract. hdlmp covers.....	347.99	ea
CG97587PI	1969	V8, 327, 350ci, with retract. hdlmp covers.....	360.99	ea
CG97566	1969	V8, 396, 427ci.....	325.99	ea
CG97566PI	1969	V8, 396, 427ci with RH alternator.....	359.99	ea
CG33565	1969	V8, 396, 427ci, with gauges (with police).....	366.99	ea
CG97588	1969	V8, 396, 427ci, with retrac. hdlmp covers.....	340.99	ea
CG97588PI	1969	V8, 396, 427ci, with retrac. hdlmp covers.....	373.99	ea
CG01347	1970	6 cylinder.....	339.99	ea
CG01454	1970	V8.....	353.99	ea
CG01454PI	1970	V8 with RH alternator.....	386.99	ea
CG11913	1971	6 cylinder.....	366.99	ea
CG11914	1971	V8.....	339.99	ea
CG11914PI	1971	V8 with RH alternator.....	372.99	ea
CG38273	1973	V8.....	363.99	ea
CG38806	1974	V8 Caprice only.....	392.99	ea



## 1958-59 Headlamp Connection Harness

This is a necessary harness designed to connect the front lamp harness to the headlamps. Includes a pair of harnesses for both headlamps.

CT19645	1958	all models.....	63.99	pr
CF59001	1959	all models.....	63.99	pr



## 1967 Front Lamp Harness Extension

With the addition of the optional T78 front running lamps, this harness is necessary for the proper operation of the lights. Be sure to check your original harness and add this harness to your order when replacing the complete harness if necessary. Includes the lamp switch to T78 running lamp lead.

CG73368	1967	.....	16.99	ea
---------	------	-------	-------	----

BATTERIES & WIRING

# 1958-76 Engine Harness



Replacing your original wiring harness doesn't have to be a puzzle of wires! Classic makes

it easy by supplying wiring harnesses which are ready-to-install and include everything you need—color wires and connectors making installation as easy as possible. The listing includes exact reproductions of the original engine harnesses

located in the engine compartment. When ordering engine harnesses is essential to supply as much information as possible regarding your Chevrolet's optional equipment including the year, engine size, transmission type, or any and all factory options. This will ensure you are getting the correct harness for your particular application!




CF40150H

CF40110	1958	6 cylinder AT	118.99	ea
CF40122	1958	V8, 283ci, AT	100.99	ea
CF40122H	1958	V8, 283ci, AT with HEI	114.99	ea
CF40120	1958	V8, 283ci, AT with fuel injection	138.99	ea
CF40115	1958	V8, 283ci, MT with fuel injection	113.99	ea
CF40123	1958	V8, 283ci, MT with HEI	113.99	ea
CF40130	1958	V8, 348ci, AT	95.99	ea
CF40130H	1958	V8, 348ci, AT with HEI	110.99	ea
CF40125	1958	V8, 348ci, MT	100.99	ea
CF40125H	1958	V8, 348ci, MT with HEI	114.99	ea
CF40145	1959	6 cylinder	107.99	ea
CF40141	1959	V8, 283ci	95.99	ea
CF40141H	1959	V8, 283ci, with HEI	109.99	ea
CF40143	1959	V8, 283ci, with fuel injection	113.99	ea
CF40142	1959	V8, 348ci, without solid lifter special HP option	95.99	ea
CF40142H	1959	V8, 348ci, without solid lifter special HP, with HEI	110.99	ea
CF40140	1959	V8, 348ci, with solid lifter special HP option	95.99	ea
CF40140H	1959	V8, 348ci, with solid lifter special HP, with HEI	110.99	ea
CF40160	1960	6 cylinder	113.99	ea
CF40155	1960	V8	95.99	ea
CF40150H	1960	V8 with HEI	110.99	ea
CF40150	1960	V8, 348ci, without solid lifter special HP option	95.99	ea
CF40150H	1960	V8, 348ci, without solid lifter special HP, with HEI	110.99	ea
CF40140	1960	V8, 348ci, with solid lifter special HP option	95.99	ea
CF40140H	1960	V8, 348ci, with solid lifter special HP, with HEI	110.99	ea
CF40165	1961	6 cylinder	100.99	ea
CF40170	1961	V8, 283ci	100.99	ea
CF40170H	1961	V8, 283ci with HEI	114.99	ea
CF40175	1961	V8, 348ci, without solid lifter special HP option	100.99	ea
CF40175H	1961	V8, 348ci, without solid lifter special HP with HEI	114.99	ea
CF40180	1961	348-409ci, with solid lifter special HP option	100.99	ea
CF40180H	1961	348-409ci, with solid lifter special HP with HEI	114.99	ea
CF40190	1962	6 cylinder	100.00	ea
CF40185	1962	V8, 283, 327ci	100.99	ea
CF40185H	1962	V8, 283, 327ci with HEI	114.99	ea
CF40195	1962	V8, 409ci	110.00	ea
CF40195H	1962	V8, 409ci with HEI	114.99	ea
CF40200	1963	6 cylinder	132.99	ea
CF40205	1963	V8, 283, 327ci	100.99	ea
CF40205H	1963	V8, 283, 327ci with HEI	114.99	ea
CF40210	1963	V8, 409ci	120.99	ea
CF40210H	1963	V8, 409ci with HEI	134.99	ea
CF40215	1964	6 cylinder	131.99	ea
CF40220	1964	V8, 283, 327ci	114.99	ea
CF40220H	1964	V8, 283, 327ci with HEI	114.99	ea
CF40225	1964	V8, 409ci	107.99	ea
CF40225H	1964	V8, 409ci with HEI	121.99	ea
CG59998	1965	6 cylinder with factory gauges	151.99	ea
CG59973	1965	6 cylinder with factory gauges and AC	189.99	ea
CG59995	1965	6 cylinder with warning lamps	151.99	ea
CG56760	1965	6 cylinder with warning lamps and AC, exc. comfortor AC	224.99	ea
CG59999	1965	V8, 283, 327ci, with factory gauges	126.99	ea
CG59999H	1965	V8, 283, 327ci, with factory gauges, HEI	140.99	ea
CG56764	1965	V8, 283, 327ci, with factory gauges and AC	214.99	ea
CG56764H	1965	V8, 283, 327ci, with factory gauges, AC and HEI	228.99	ea
CG59996	1965	V8, 283, 327ci, with warning lamps	126.99	ea
CG59996H	1965	V8, 283, 327ci, with warning lamps, AC	140.99	ea
CG56761	1965	V8, 283, 327ci, with warning lamps and HEI	140.99	ea
CG56761H	1965	V8, 283, 327ci, with warning lamps, AC and HEI	228.99	ea
CG56862	1965	V8, 396ci, with factory gauges	126.99	ea
CG56862H	1965	V8, 396ci, with factory gauges and HEI	140.99	ea
CG56864	1965	V8, 396ci, with factory gauges, AC and HEI	211.99	ea
CG56864H	1965	V8, 396ci, with factory gauges, AC and HEI	219.99	ea
CG56861	1965	V8, 396ci, with warning lamps	139.99	ea
CG56861H	1965	V8, 396ci, with warning lamps and HEI	153.99	ea
CG56863	1965	V8, 396ci, with factory gauges, AC and HEI	228.99	ea
CG56863H	1965	V8, 396ci, with warning lamps, AC and HEI	238.99	ea
CG58078	1965	V8, 409ci, with factory gauges	151.99	ea
CG58078H	1965	V8, 409ci, with factory gauges, HEI	165.99	ea
CG56765	1965	V8, 409ci, with factory gauges and AC	224.99	ea
CG56765H	1965	V8, 409ci, with factory gauges, AC and HEI	238.99	ea
CG58075	1965	V8, 409ci, with warning lamps	151.99	ea
CG58075H	1965	V8, 409ci, with warning lamps, AC and HEI	165.99	ea
CG56762	1965	V8, 409ci, with warning lamps, AC and HEI	224.99	ea
CG59998	1966	6 cylinder with factory gauges and AC	189.99	ea
CG56763	1966	6 cylinder with factory gauges	189.99	ea
CG59995	1966	6 cylinder with warning lamps	151.99	ea

CG56760	1966	6 cylinder with warning lamps and AC	224.99	ea
CG59099	1966	V8, 283, 327ci, with factory gauges	126.99	ea
CG59099H	1966	V8, 283, 327ci, with factory gauges and HEI	140.99	ea
CG56766	1966	V8, 283, 327ci, with factory gauges and AC	214.99	ea
CG56764H	1966	V8, 283, 327ci, with factory gauges, AC and HEI	228.99	ea
CG59996	1966	V8, 283, 327ci, with warning lamps	126.99	ea
CG56767	1966	V8, 283, 327ci, with warning lamps and HEI	140.99	ea
CG56761	1966	V8, 283, 327ci, with warning lamps and AC	214.99	ea
CG56761H	1966	V8, 283, 327ci, with warning lamps, AC and HEI	228.99	ea
CG61745	1966	V8, 396, 427ci, with factory gauges	139.99	ea
CG61745H	1966	V8, 396, 427ci, with factory gauges and HEI	153.99	ea
CG61747	1966	V8, 396, 427ci, with factory gauges and AC	224.99	ea
CG61747H	1966	V8, 396, 427ci, with factory gauges, AC and HEI	238.99	ea
CG61746	1966	V8, 396, 427ci, with warning lamps	139.99	ea
CG61746H	1966	V8, 396, 427ci, with warning lamps and HEI	153.99	ea
CG67146	1966	V8, 396, 427ci, with warning lamps and AC	224.99	ea
CG67146H	1966	V8, 396, 427ci, with warning lamps, AC and HEI	238.99	ea
CG71933	1967	6 cylinder with warning lamps and AC	176.99	ea
CG71935	1967	V8, 283, 327ci, with factory gauges	132.99	ea
CG71977	1967	V8, 283, 327ci, with factory gauges and HEI	147.99	ea
CG71977H	1967	V8, 283, 327ci, with factory gauges and HEI	147.99	ea
CG71978	1967	V8, 283, 327ci, with factory gauges and AC	174.99	ea
CG71978H	1967	V8, 283, 327ci, with factory gauges, AC and HEI	174.99	ea
CG71974	1967	V8, 283, 327ci, with warning lamps	132.99	ea
CG71974H	1967	V8, 283, 327ci, with warning lamps and HEI	147.99	ea
CG71990	1967	V8, 396, 427ci, with factory gauges	159.99	ea
CG71990H	1967	V8, 396, 427ci, with factory gauges and HEI	153.99	ea
CG70486	1967	V8, 396, 427ci, with warning lamps and AC	132.99	ea
CG70486H	1967	V8, 396, 427ci, with warning lamps, AC and HEI	147.99	ea
CG71991	1967	V8, 283, 327ci, with factory gauges and AC	139.99	ea
CG71991H	1967	V8, 283, 327ci, with factory gauges and AC and HEI	147.99	ea
CG71989	1967	V8, 396, 427ci, with factory gauges	153.99	ea
CG71989H	1967	V8, 396, 427ci, with factory gauges and HEI	153.99	ea
CG71987	1967	V8, 396, 427ci, 10220 with warning lamps and AC	139.99	ea
CG71987H	1967	V8, 396, 427ci, with warning lamps, AC and HEI	153.99	ea
CG85298	1968	6 cylinder with warning lamps	165.99	ea
CG85192	1968	6 cylinder with warning lamps, carb idle stop solenoid	176.99	ea
CG85007	1968	V8, 307, 327ci, with warning lamps	132.99	ea
CG85007H	1968	V8, 307, 327ci, with warning lamps and HEI	147.99	ea
CG85269	1968	V8, 396, 427ci, with warning lamps	132.99	ea
CG85269H	1968	V8, 396, 427ci, with warning lamps and HEI	153.99	ea
CG85270	1968	V8, with factory gauges	132.99	ea
CG85270H	1968	V8, with factory gauges and HEI	147.99	ea
CG85233	1968	V8, with factory gauges and AC	176.99	ea
CG85233H	1968	V8, with factory gauges, AC and HEI	176.99	ea
CG85192	1968	6 cylinder with warning lamps	147.99	ea
CG97633	1969	V8, 327, 350ci, with warning lamps	159.99	ea
CG97633H	1969	V8, 327, 350ci, with warning lamps and HEI	159.99	ea
CG97636	1969	V8, 327, 350ci, with warning lamps and AC	145.99	ea
CG97636H	1969	V8, 327, 350ci, with warning lamps, AC and HEI	159.99	ea
CG97634	1969	V8, 396, 427ci, with warning lamps	145.99	ea
CG97634H	1969	V8, 396, 427ci, with warning lamps and HEI	159.99	ea
CG01363	1970	6 cylinder AT	256.99	ea
CG01363	1970	6 cylinder MT	246.99	ea
CG01588	1970	V8, 350, 400ci	232.99	ea
CG01588H	1970	V8, 350, 400ci, AT and HEI	246.99	ea
CG01369	1970	V8, 350, 400ci, AT and AC	214.99	ea
CG01369H	1970	V8, 350, 400ci, AT and AC with HEI	228.99	ea
CG01361	1970	V8, 350, 400ci, MT	246.99	ea
CG01361H	1970	V8, 350, 400ci, MT with HEI	260.99	ea
CG01762	1970	V8, 350, 400ci, with TH400 AT	256.99	ea
CG01762H	1970	V8, 350, 400ci, with TH400 AT and HEI	260.99	ea
CG01619	1970	V8, 350, 400ci, with TH400 AT and AC	246.99	ea
CG01619H	1970	V8, 350, 400ci, with TH400 AT, AC and HEI	260.99	ea
CG01454	1970	V8, 402, 454ci, with warning lamps	256.99	ea
CG01618H	1970	V8, 402, 454ci, with TH400 AT and HEI	270.99	ea
CG01368	1970	V8, 402, 454ci, with TH400 AT and AC	256.99	ea
CG11727	1971	6 cylinder AT	270.99	ea
CG11727	1971	6 cylinder MT	256.99	ea
CG11728	1971	V8, 350, 400ci, AT	246.99	ea
CG11728H	1971	V8, 350, 400ci, AT with HEI	260.99	ea
CG11729	1971	V8, 350, 400ci, AT and AC	246.99	ea
CG11729H	1971	V8, 350, 400ci, MT with HEI	270.99	ea
CG11731	1971	V8, 350, 400ci, with TH400 AT	256.99	ea
CG11731H	1971	V8, 350, 400ci, with TH400 AT and HEI	260.99	ea
CG11888	1971	V8, 402, 454ci, with TH400 AT and HEI	246.99	ea
CG11888H	1971	V8, 402, 454ci, with TH400 AT and HEI	260.99	ea
CA21951	1972	V8 small block, with TH400 AT, with warning lamps	275.99	ea
38293	1973	V8 small block, with TH400 AT	275.99	ea
38294	1973	V8 small block, with TH350 AT	250.99	ea
38294	1973	V8 big block, with TH400 AT	275.99	ea
CA39363	1973	396-454ci, TH400 with warning lamps	275.99	ea
CA38222	1974	V8 TH400 with warning lamps	281.99	ea
CA48359	1974	6 cylinder with warning lamps	301.99	ea
CA39363	1974	396-454ci, TH400 with warning lamps	275.99	ea
CA48362	1974	V8, 402, 454ci, TH400 with warning lamps and HEI	275.99	ea
CA48362	1974	V8, 402, 454ci, with TH400 AT and HEI	264.99	ea
CA48362H	1974	V8, small block with HEI AT	230.99	ea
CA48370	1974	V8, TH400 AT with warning lamps	301.99	ea
CA56747	1975	V8 TH400 (without integrated cylinder head)	313.99	ea
CA58440	1975	6 cylinder (with integrated cylinder head)	313.99	ea
38295	1975	V8, TH400 AT	301.99	ea
CA58448	1975	V8, 454ci, with TH400 AT	287.99	ea
CA58442	1975	V8 AT with warning lamps	250.99	ea
CA58442	1975	V8 AT with warning lamps	250.99	ea

# Wiring Harnesses



## 1958-64 Under Dash Harness

Each under dash wiring harness is manufactured specifically to your own model's specifications. This includes the model year with each and every option covered to ensure the harness is exactly what you need. No more searching the wrecking yards for a harness that might or might not work! Get exactly what you need without the guess work.

*Note: \*Under dash wiring harnesses must be connected to a dash instrument cluster harness for proper use (sold separately).*

### Models with Automatic Transmission

Bel Air Models	Year	Options	Price
CF30105	1958	all	398.99
CF30120	1959	exc. Biscayne	388.99
CF30125	1960	not for MT	388.99
CF30130	1961	exc. Biscayne/Imp	440.99
CF30154	1962	exc. Biscayne/Imp	440.99
CF30159	1963	exc. Biscayne/Imp	458.99
CF30167*	1964	w/column shift	440.99

Biscayne Models	Year	Options	Price
CF30105	1958	all	398.99
CF30123	1959	exc. Bel Air/Imp	421.99
CF30125	1960	not for MT	388.99
CF30135	1961	exc. Bel Air/Imp	453.99
CF30153	1962	exc. Bel Air/Imp	440.99
CF30161*	1963	exc. Bel Air/Imp	477.99
CF30168*	1964	w/column shift	440.99

Impala Models	Year	Options	Price
CF30105	1958	all	398.99
CF30120	1959	exc. Biscayne	388.99
CF30125	1960	not for MT	388.99
CF30145	1961	exc. Bel Air/Biscy	425.99
CF30155	1962	exc. Bel Air/Biscy	425.99
CF30160*	1963	exc. Bel Air/Imp	450.99
CF30166	1964	w/column shift	415.99
CF30165*	1964	w/AC, column shift	415.99
CF30170*	1964	w/console shift	415.99
CF30169*	1964	w/AC, console shift	415.99

### El Camino Models

CF30130	1959	exc. Biscayne	388.99
CF30125	1960	not for MT	388.99

### Models with Manual Transmission

Bel Air Models	Year	Options	Price
CF30105	1958	all	398.99
CF30121	1959	exc. Biscayne	388.99
CF30127	1960	exc. Biscayne	388.99
CF30133	1961	exc. Biscayne/Imp	440.99
CF30157	1962	exc. Biscayne/Imp	415.99
CF30163*	1963	exc. Bel Air/Imp	458.99
CF30173*	1964	w/column shift	458.99

Biscayne Models	Year	Options	Price
CF30105	1958	all	398.99
CF30124	1959	exc. Bel Air/Imp	421.99
CF30127	1960	exc. Biscayne	388.99
CF30140	1961	exc. Bel Air/Imp	447.99
CF30156	1962	exc. Bel Air/Imp	440.99
CF30162*	1963	exc. Bel Air/Imp	458.99
CF30172*	1964	w/column shift	458.99

Impala Models	Year	Options	Price
CF30105	1958	all	398.99
CF30121	1959	exc. Biscayne	388.99
CF30127	1960	all	388.99
CF30150	1961	all	415.99
CF30158	1962	exc. Bel Air/Biscy	415.99
CF30164*	1963	exc. Bel Air/Biscy	438.99
CF30174*	1964	w/column shift	447.99
CF30170*	1964	w/console shift	415.99
CF30169*	1964	w/AC, console shift	415.99

### El Camino Models

CF30121	1959	exc. Biscayne	388.99
CF30127	1960	exc. Biscayne	388.99

## 1965-71 Under Dash Harness

Replacing your original dash harness doesn't have to be a confusing experience! The most essential wiring on the vehicle is located under the dash harness. Virtually every other wiring harness is connected to this one. When you replace it, you don't want problems! Each under dash wiring harness is manufactured specifically to your own model's specifications. This includes the model year with each and every option covered to ensure the harness is exactly what you need. No more searching the wrecking yards for a harness that might or might not work! Get exactly what you need without the guess work.

*Note: \*Under dash wiring harnesses must be connected to a dash instrument cluster harness for proper use (sold separately).* †Caprice only.

### Models with Automatic Transmission

With Column Mounted Shifter	Year	Options	Price
CG590090	1965	w/warning/courtesy lamps	487.99 ea
CG59292	1965	warning lamps and AC	487.99 ea
CG59086*	1965	w/warning lamps	487.99 ea
CG60093	1966	w/warning lamps	540.99 ea
CG60694	1966	w/warning lamps & AC	540.99 ea
CG71899	1967	w/factory gauges	576.99 ea
CG71900	1967	w/factory gauges & AC	576.99 ea
CG71894	1967	w/warning lamps	555.99 ea
CG71895	1967	w/warning/courtesy lamps	576.99 ea
CG71897	1967	w/warning lamps & AC	555.99 ea
CG85004	1968	w/warning lamps	591.99 ea
CG85011*	1968	w/warning/courtesy/AC	607.99 ea
CG85013	1968	w/warning/courtesy lamps	623.99 ea
CG85017	1968	w/factory gauges	591.99 ea
CG85018	1968	w/factory gauges & AC	578.99 ea
35370	1969	police pkg w/AC & gauges	734.99 ea
CG9111	1969	w/AC	691.99 ea
CG97510	1969	w/courtesy lamps & clock	721.99 ea
CG01315	1970	column shift only	741.99 ea
CG01319	1970	w/AC	741.99 ea
CG01431	1970	w/AC, clock, courtesy lamps	729.99 ea
CG01435	1970	w/headlamp delay timing	741.99 ea
CG01312	1970	w/clock, courtesy lamps	741.99 ea
CG11703	1971	reg. CG11706 ext. harness	512.99 ea

### With Floor Mounted Shifter

CG59294	1965	gauges/courtesy lamps	487.99 ea
CG59219	1965	w/gauges, courtesy lamps	487.99 ea
CG60695	1966	AT	540.99 ea
CG60697	1966	w/AC	540.99 ea
CG73211	1967	w/factory gauges	555.99 ea
CG73212	1967	w/factory gauges & AC	576.99 ea
CG73206	1967	w/warning lamps	576.99 ea
CG73208	1967	w/warning lamps & AC	576.99 ea
38429	1968	w/warning lamps & AC	647.99 ea
CG85024	1968	w/factory gauges	603.99 ea
CG85026	1968	w/factory gauges & AC	591.99 ea
CG85015	1968	w/warning lamps	647.99 ea
CG97626	1969	AT	721.99 ea
CG97627	1969	w/AC	727.99 ea

### Models with Manual Transmission

With Column Mounted Shifter	Year	Options	Price
CG59089	1965	w/warning, courtesy lamps	515.99 ea
CG59185	1965	w/warning lamps	515.99 ea
CG60690	1966	w/warning lamps	559.99 ea
CG85002	1968	w/warning lamps	647.99 ea
CG97624	1969	MT	691.99 ea

### With Floor Mounted Shifter

CG59293*	1965	gauges/AC/courtesy lamps	487.99 ea
CG59294	1965	w/gauges & courtesy lamps	487.99 ea
CG96011	1966	MT	540.99 ea
CG60696	1966	w/AC	559.99 ea
CG73209	1967	w/factory gauges	576.99 ea
CG73210	1967	w/factory gauges & AC	592.99 ea
CG73205	1967	w/warning lamps	591.99 ea
CG73207	1967	w/warning lamps & AC	585.99 ea
CG85023	1968	w/factory gauges & AC	591.99 ea
CG85008	1968	w/warning lamps	623.99 ea
CG97624	1969	MT	691.99 ea
CG97625	1969	w/AC	691.99 ea



## 1965-65 Dash Instrument Cluster Harness

These instrument cluster harnesses are sold separately from the under dash harnesses. This harness is required to allow proper installation of the under dash harness. Each harness is an extension of the under dash harness and will help to properly operate the instrument cluster gauges. If your original harness is in good working order, you may install the under dash harness directly to your existing instrument cluster harness. This cluster harness will finish your under dash connections and allow your gauges to work properly. Be sure to order the correct harness for your year and model.

CF31160	1963	Bel Air & Biscayne	132.99 ea
CF31161	1963	Impala	120.99 ea
CF31177	1964	Bel Air & Biscayne	132.99 ea
CF31175	1964	Impala	107.99 ea
CG57995	1965	w/factory gauges	113.99 ea
CG57994	1965	w/warning lamps	139.99 ea



## 1959-60 Parking Brake Lamp Harness

Reproduction parking brake warning lamp harness. Once installed, this harness will allow the parking brake warning lamp to illuminate when the parking brake is engaged.

CF94091	1959		21.99 ea
CF06709	1960		21.99 ea

## Biscayne Cigarette Lighter Wiring Harness

Reproduction cigarette lighter wiring harness. Wires in to accessory harness of 1959-60 Biscayne models equipped with cigarette lighters. Can also be used to install a factory cigarette lighter/ashtray assembly in a vehicle not originally equipped with one.

CF92407	1959-60		19.99 ea
---------	---------	--	----------

## 1962-67 Cigarette Lighter Harness

The cigarette lighter fuse adapter includes a pre-assembled pigtail with factory connectors for both types of GM lighter sockets. Our adapter uses connectors and terminals that would have been available in 1967, so it makes for a "period correct" modification. Includes 10 amp glass fuse and installation instructions.

510049	1962-67	fuse adapter	37.99 ea
--------	---------	--------------	----------

N BATTERIES & WIRING

# Wiring Harnesses

## 1958-62 Rear Body Lamp Harness Front Section

These reproduction rear body lamp harnesses are produced to exact factory specifications including the correct color wiring and factory connectors. Each harness will replace the original exactly and bring your rear lighting section including the taillamps and side marker lamps (where required) back to showroom condition. We offer a comprehensive selection of harnesses for most full size Chevrolet models.

Note: These harnesses are not for use on 1968-69 Chevrolet models equipped with the fiber optic lamp monitoring system.



Model	Year	Configuration	Price
Biscayne	CF80150	1958 all	176.99 ea
	CF80180	1959 exc. sedan delivery	132.99 ea
	CF80183	1959 sedan delivery	107.99 ea
	CF80305	1960 use w/CF80355	132.99 ea
	32895	1960 sedan delivery	117.99 ea
	CF81160	1961 2 door, use w/CF82170	99.99 ea
	CF81165	1961 2 door, use w/CF82170	107.99 ea
	CF83420	1962 2 door, use w/CF83475	157.99 ea
	CF83425	1962 4 door, use w/CF83475	164.99 ea
Bel Air	CF80150	1958 all	176.99 ea
	CF80175	1959 all	132.99 ea
	CF80300	1960 use w/CF80355	132.99 ea
	CF83405	1962 2 door exc. sport coupe, use w/CF83475	164.99 ea
	CF81155	1961 4 door use w/CF82155	95.99 ea
	CF83410	1962 4 door use w/CF83475	164.99 ea
	CF83415	1962 sport cpe use w/CF83475	164.99 ea
Delray	CF80155	1958 all	176.99 ea
Impala	CF80170	1958 exc. convertible	176.99 ea
	CF80165	1958 convertible	227.99 ea
	CF80185	1959 convertible	213.99 ea
	CF80175	1959 exc. convertible	132.99 ea
	CF80300	1960 exc. convertible, use w/CF80355 or CF80360	132.99 ea
	CF80310	1960 conv. 1st ds., w/o power feed circuit breaker in kick panel, use with CF80360	214.99 ea
	CF80315	1960 conv. 2nd ds., w/power feed circuit breaker in kick panel, use with CF80360	214.99 ea
	CF81175	1961 conv. fir use w/CF82175	183.99 ea
	CF81150	1961 2 door use w/CF82180	87.99 ea
	CF81155	1961 4 door use w/CF82180	95.99 ea
	CF83430	1962 conv. use w/CF83475	221.99 ea
	CF83435	1962 sedan use w/CF83475	164.99 ea
	CF83440	1962 sport cpe use w/CF83475	164.99 ea
Brookwood	CF80183	1959 all	107.99 ea
	32895	1960 2 door wagon	117.99 ea
	32910	1960 4 door wagon	132.99 ea
Kingswood	CF80177	1959 4 dr wgn w/pwr tailgate	276.99 ea
	32905	1960 with power tailgate	265.99 ea
Parkwood	CF80176	1959 4 door wagon	139.99 ea
	32920	1960 all	125.99 ea
Nomad	CF80176	1959 all	139.99 ea
	32900	1960 all	125.99 ea
El Camino	CF80183	1959 all	107.99 ea
	32895	1960 all	117.99 ea

## 1959-61 Rear Body Lamp Harness Rear Section

Reproduction rear body lamp harnesses are produced to exact factory specifications including the correct color wiring and factory connectors when required. Each harness will replace the original exactly and bring your rear lighting section including the taillamps and side marker lamps back to showroom condition.

Model	Year	Configuration	Price
Biscayne	CF80230	1959 exc. sedan delivery	87.99 ea
	CF80178	1959 sedan delivery	132.99 ea
	CF80355	1960 exc. sedan delivery	107.99 ea
	32915	1960 sedan delivery	170.99 ea
	CF82170	1961 use with CF82575	63.99 ea
Bel Air	CF80230	1959 exc. wagon	87.99 ea
	CF80355	1960 exc. sedan delivery	107.99 ea
	CF82155	1961 use with CF82575	63.99 ea
Impala	CF80230	1959 exc. wagon	87.99 ea
	CF80360	1960 all	107.99 ea
	CF82175	1961 conv. use w/CF82575	75.99 ea
	CF82180	1961 exc. conv. use w/CF82575	70.99 ea
Brookwood	CF80179	1959 Brookwood	125.99 ea
	32915	1960 Brookwood	170.99 ea
Kingswood	CF80181	1959 with power tailgate	265.99 ea
	32920	1960 4 dr wagon, rear section	182.99 ea
Nomad	CF80179	1959 Nomad	125.99 ea
	32860	1960 Nomad, rear section	200.99 ea
Parkwood	CF80179	1959 Parkwood	125.99 ea
	32915	1960 Parkwood	170.99 ea
El Camino	CF80179	1959 El Camino	125.99 ea
	32915	1960 El Camino	170.99 ea



## 1963-69 Rear Body Lamp Harness

These reproduction rear body light harnesses are produced to exact factory specifications including the correct color wiring and factory connectors. Each harness will replace the original exactly and bring your rear lighting section including the taillamps and side marker lamps (where required) back to showroom condition. We offer a comprehensive selection of harnesses for most full size Chevrolet models.

Note: These harnesses are not for use on 1968-69 Chevrolet models equipped with the fiber optics lamp monitoring system.

Model	Year	Configuration	Price
Bel Air	CF84140	1963 2 dr w/back-up lamps	189.99 ea
	CF84145	1963 2 dr w/o back-up lamp	189.99 ea
	CF84150	1963 4 dr w/back-up lamps	189.99 ea
	CF84155	1963 4 dr w/o back-up lamp	189.99 ea
	CF85190	1964 2 dr w/back-up lamps	195.99 ea
	CF85195	1964 2 dr w/o back-up lamp	189.99 ea
	CF85205	1964 4 dr w/back-up lamps	195.99 ea
	CF85210	1964 4 dr w/o back-up lamp	189.99 ea
	CG56380	1965 outer harness	165.99 ea
	CG61835	1966 exc. Impala	174.99 ea
	CG79194	1967 sedan	195.99 ea
	CG89879	1968 2 door sedan	170.99 ea
	CG89879	1968 4 door sedan	170.99 ea
	CG94664	1969 not for fiber optics	163.99 ea
Biscayne	CF84140	1963 2 dr w/back-up lamps	189.99 ea
	CF84145	1963 2 dr w/o back-up lamp	189.99 ea
	CF84150	1963 4 dr w/back-up lamps	189.99 ea
	CF84155	1963 4 dr w/o back-up lamp	189.99 ea
	CF85190	1964 2 dr w/back-up lamps	195.99 ea
	CF85195	1964 2 dr w/o back-up lamp	189.99 ea
	CF85205	1964 4 dr w/back-up lamps	195.99 ea
	CF85210	1964 4 dr w/o back-up lamp	189.99 ea
	CF85205	1964 4 dr w/o trunk lamp	201.99 ea
	CG56380	1965 outer harness	165.99 ea
	CG61835	1966 exc. Impala	174.99 ea
	CG79193	1967 all	195.99 ea
	CG89879	1968 2 door sedan	170.99 ea
	CG89879	1968 4 door sedan	170.99 ea
	CG94664	1969 not for fiber optics	163.99 ea
Impala	CF84160	1963 4 door sedan	189.99 ea
	CF84160	1963 4 door sport sedan	189.99 ea
	CF84165	1963 convertible	239.99 ea
	CF84170	1963 sport coupe	189.99 ea
	CF85215	1964 4 door sedan	195.99 ea
	CF85220	1964 convertible	250.99 ea
	CF85225	1964 sport coupe	195.99 ea
	CG56378	1965 sedan, outer	165.99 ea
	CG58114	1965 convertible - outer	165.99 ea
	CG58115	1965 sport coupe - outer	165.99 ea
	CG61834	1966 sedan	183.99 ea
	CG61838	1966 convertible	174.99 ea
	CG61833	1966 sport coupe	174.99 ea
	CG79194	1967 sedan	195.99 ea
	CG79194	1967 sport sedan	195.99 ea
	CG79196	1967 convertible	195.99 ea
	CG76839	1967 sport coupe	195.99 ea
	CG89880	1968 sedan	170.99 ea
	CG89880	1968 convertible	170.99 ea
	CG89880	1968 custom coupe	170.99 ea
	CG80666	1968 sport coupe	170.99 ea
	CG94665	1969 not for fiber optics	170.99 ea
Caprice	CG61834	1966 sedan	183.99 ea
	CG62035	1966 sport coupe	183.99 ea
	CG79197	1967 sport sedan	195.99 ea
	CG79198	1967 sport coupe	201.99 ea
	CG89880	1968 sedan	170.99 ea
	CG89880	1968 sport coupe	170.99 ea
	CG94665	1969 not for fiber optics	170.99 ea

## 1961 Rear Body Taillamp Extension

This harness completes the rear body wiring to the right rear taillamp.

CF82575 1961 all models ..... 56.99 ea



## 1962 Rear Body Taillamp Extension

This harness completes the rear body wiring to the right rear taillamp.

CF83475 1962 all models ..... 56.99 ea



# Wiring Harnesses



CF80755

## 1961-65 Rear Body Deck Lid Harness

This harness is used to replace the old or worn out rear deck lid harness. For 1961-65 full size models.

<b>Bel Air</b>			
CF80750	1961	mates to CF82155	56.99 ea
CF83205	1962	with single taillamp	56.99 ea
CF83210	1962	with stock taillamps	56.99 ea
CF84125	1963	w/o back-up lamps	56.99 ea
CF84130	1963	with back-up lamps	70.99 ea
CF85175	1964	w/o back-up lamps	56.99 ea
CF85180	1964	with back-up lamps	63.99 ea
CC56382	1965	use with CG56380	56.99 ea
<b>Biscayne</b>			
CF84130	1963	with back-up lamps	70.99 ea
CF85180	1964	with back-up lamps	63.99 ea
<b>Impala</b>			
CF80755	1961	use with CF82175	
		or CF82180	75.99 ea
CF83215	1962	not for fiber optics	75.99 ea
CF85185	1964	all	82.99 ea
CF84135	1963	all	75.99 ea
CG56381	1965	convertible & sedan	89.99 ea
CG51800	1965	sport coupe	82.99 ea



CG89877

## 1968-70 Rear Intermediate Lamp Harness

<b>Biscayne</b>			
CG89874	1968	4 door sedan	164.99 ea
<b>Impala</b>			
CG89875	1968	convertible	170.99 ea
CG89873	1968	sedan	164.99 ea
CG89877	1968	sport coupe	164.99 ea
CG94663	1969	custom coupe	164.99 ea
38175	1969	convertible	190.99 ea
CG09448	1970	convertible	209.99 ea
<b>Caprice</b>			
CG89874	1968	4 door sedan	164.99 ea
CG89878	1968	sport coupe	164.99 ea
CG94683	1969	4 door sedan	184.99 ea
CG94663	1969	sport coupe	164.99 ea
CG09447	1970	sport sedan	201.99 ea



## 1959-60 Power Tailgate Window Feed Wire

Restore correct operation to your rear power window. Power tailgate feed wire links into power tailgate harness.

CF88067	1959-60	wagon	33.99 ea
---------	---------	-------	----------



CF80182

## 1959-63 Rear Tailgate Harness

This harness is used to replace the old or worn out rear tailgate harness. For 1959-63 wagon models. See listing below.

<b>Bel Air</b>			
6430	1963	4 door	75.99 ea
<b>Biscayne</b>			
CF80182	1959	sedan delivery	87.99 ea
6430	1963	4 door	75.99 ea
<b>Impala</b>			
6435	1963	4 door	132.99 ea
6440	1963	4 door, power tailgate window	196.99 ea
<b>Brookwood</b>			
32925	1959	2 & 4 door - 1 pc	107.99 ea
CF86388	1961-62	front harness	157.99 ea
<b>Nomad</b>			
32925	1959	1 piece	107.99 ea
31205	1960	wagon	113.99 ea
CF86388	1961-62	front harness	157.99 ea
<b>Parkwood</b>			
32925	1959	4 door - 1 piece	107.99 ea
31205	1960	wagon	113.99 ea
CF86388	1961-62	front harness	157.99 ea
<b>El Camino</b>			
32925	1959	1 piece	107.99 ea



35687

## 1962-72 Trunk Lamp Extension Harness

A correct reproduction trunk lamp extension harness for 1962-72 full size models. Each harness will replace your existing non-working harness.

35687	1962-64	Bel Air and Biscayne	21.99 ea
35686	1965	Bel Air and Biscayne	20.99 ea
37641	1968-70	convertible	18.99 ea
36239	1971-72	trunk lamp to rear body	23.99 ea



## 1970 Trunk Release Harness

A correct reproduction trunk release harness for 1970 full size models. Manufactured as original with correct connectors.

CF14570	1970	electric trunk lid release	45.99 ea
---------	------	----------------------------	----------



CF83162

## 1958-67 Back-Up Lamp Harness

Reproduction back-up lamp harness for 1958-67 full size models. Designed using original GM schematics, this harness will function exactly as original using correct connectors and wire colors.

<b>Fire Back-Up Switch Harness</b>			
CF83162	1958	Biscayne/Del Ray	32.99 ea
CF89383	1958	Impala	27.99 ea
CF94423	1959	floor shift, man trans	30.99 ea
CF91683	1959	column mounted switch	27.99 ea
CF94423	1960	floor shift, man trans	30.99 ea
CF91683	1960	column mounted switch	27.99 ea

<b>Back-Up Lamp Wire</b>			
CF16951	1961	manual transmission	27.99 ea
CF16951	1962	manual transmission	27.99 ea

<b>Dash to Firewall Back-Up Switch Harness</b>			
CF46259	1964	manual transmission	30.99 ea
CF45879	1965	manual transmission	30.99 ea
CF58879	1966	manual transmission	30.99 ea
CF370681	1967	manual transmission	31.99 ea

<b>Rear Body to Back-Up Lamp Extension Harness</b>			
CF91701	1959		27.99 ea

<b>Dash to Firewall Extension Harness</b>			
CF33626	1963	MT	31.99 ea



## 1967 Dash-to-Back-Up Lamp Switch Harness

This is a reproduction back-up light harness for 1967 Impala models. This harness is for use with manual transmissions only.

CA70554	1967	MT	30.99 ea
---------	------	----	----------

**NEW! AUTHORIZED** **1974-80 HVAC/Compressor Motor Relay**

Reproduction 2 terminal wiring connector with pigtail to fit GM models Plastic housing includes a short pigtail that can be spliced into harness for a factory appearance. Perfect solution to replace cracked, broken, melted or missing connectors.

A17690	1974-80	HVAC electrical	7.99 ea
A17690	1974-80	AC compressor	7.99 ea

## 1967-68 AC Power Feed Wire

Specialty wire for use with optional AC equipped 1967-68 full size models.

CA17260	1967-68		20.99 ea
---------	---------	--	----------

N BATTERIES & WIRING



# Wiring Harnesses

## 1958-70 AC Harness

Correct reproductions of the original wiring harnesses which were used on factory option air conditioning. Includes a detailed schematic for each year listed for proper installation. C.A.C. is General Motors term for Custom Air Conditioning, a factory installed unit (not aftermarket). 1965 and 1966 models equipped with C.A.C. routed with engine harness, please refer CF21 Engine Wiring Harness section. For use with factory original air conditioning systems only.



CF21843

**Note: \*Cool Pack. \*\*With separate low blower switch.**

CF81056	1958	factory AC	145.99 ea
CF92642	1959	factory AC	145.99 ea
36085*	1959	under dash unit	141.99 ea
CF92642	1960	factory AC	145.99 ea
36085*	1960	under dash unit	141.99 ea
CF19697	1961	factory AC	151.99 ea
CF21843	1962	factory AC	145.99 ea
CF33576	1963	before 3/22/63	145.99 ea
CF33857	1963	3/22/63 and later	141.99 ea
CF45657	1964	C.A.C.	141.99 ea
CF45769	1964	under dash unit	145.99 ea
CG59722	1965	under dash unit	145.99 ea
CG59722	1966	under dash unit	145.99 ea
CG70675	1967	C.A.C.	200.99 ea
CG77588**	1967	C.A.C., early	200.99 ea
CG85098	1968	C.A.C.	208.99 ea
CG97561	1969	C.A.C.	208.99 ea
CG91350	1970	ATC	169.99 ea
CG97561	1970	C.A.C.	208.99 ea

## 1962-71 AC Compressor Ground Wire

This air conditioning ground wire is an essential item in your air conditioning system. Used to ground the compressor and completes the "power loop".

CF21845	1962	V8	17.99 ea
36254	1962-63	6 cylinder	17.99 ea
CF21845	1963	V8	17.99 ea
1645	1964	6 cylinder	17.99 ea
CF21845	1964	V8	17.99 ea
1645	1965-66	all	17.99 ea
CA12975	1969-71	all	17.99 ea



CF39837

## 1961-70 AC Power Feed Wire Harness

Reproduction air conditioning power feed wire harness. This AC power feed wire routes power to the air conditioning compressor the way General Motors engineers intended for efficient AC operation.

**Starter Solenoid to AC Harness**

CF19701	1961	all	23.99 ea
CF19701	1962	all	23.99 ea
CF39837	1963	C.A.C.	20.99 ea
CF39837	1966	auto temp control AC	20.99 ea

**Horn Relay to Engine Harness**

CH46907	1965	C.A.C.	21.99 ea
CH46907	1966	C.A.C.	21.99 ea

**Horn Relay to AC Harness**

CG07656	1969	all	23.99 ea
CG07656	1970	all	23.99 ea

## 1958-68 Transmission Overdrive Harness

Transmission trouble? The last thing any classic car owner wants to think about! If you've got to do the big job, be sure to grab one of Classic Industries' excellent reproduction automatic transmission overdrive harnesses! Correctly made with all the proper fasteners for proper overdrive performance.



CF16885

CF89569	1958	V8	132.99 ea
CF16885	1961	V8	139.99 ea
CG58802	1965	6 cylinder	151.99 ea
CG58803	1965	V8	151.99 ea
CG58802	1966	6 cylinder	151.99 ea
CG71186	1967	6 cylinder	164.99 ea
CG71187	1967	V8	157.99 ea
CG85145	1968	V8	157.99 ea

## 1958-68 Overdrive Switch Harness Plug

This reproduction plug is designed to replace a missing or broken overdrive wire harness plug. The plug is attached to the harness where it connects to the overdrive switch on the carburetor.



TF900721	1958-68		20.99 ea
----------	---------	--	----------

## T56 Magnum All-In-One Harness

The Bowler Performance All-In-One harness solution for the Tremec T-56 Magnum transmission comes equipped with all the connections pre-wired into one harness for a simple installation and ease of use. The small epoxy sealed controller is mounted to the VSS output using the existing bolt, and once the unit is powered up you will be able to connect via Bluetooth to your Apple or Android smartphone using (Bowler Transmissions) free APP. The app will give you the ability to customize their input and output settings for each feature to ensure proper operation in your vehicle. This harness eliminates the need for any additional equipment to operate the reverse lock out or generate the correct speedometer signals coming from your Tremec T-56 Magnum.

**For Borg Warner GM Non-Magnum T-56 (1993-02)**  
 7100001 324.99 set

**For GM Super Magnum, Magnum F, & 2010-up TR6060**  
 7100002 324.99 set



7000099

## T56 Pigtail Connector Install Set

This Bowler Performance Tremec T-56 Magnum installation set includes 3 wiring pigtail connectors: Reverse light switch harness (white and white), vehicle speed sensor VSS harness (purple and purple) and reverse lockout solenoid harness (light green and pink or light green and black/for Tremec T-56 Magnum transmissions). Also includes the speedometer block-off plus optional. If you're running an electronic speedometer this is a must have. Includes the o-ring.

7000098	without speedo port plug	68.99 set
7000099	with speedo port plug	97.99 set



## Tremec Transmission Pigtail Harness

Correct reproduction component pigtail harnesses for Tremec transmissions.

A9800223	reverse light switch	28.99 ea
A9800234	GM speedometer	28.99 ea
A9800225	T56 reverse switch	28.99 ea
A9800227	reverse lockout solenoid	28.99 ea

## Tremec T-56 All-In-One Harness

The All-In-One harness solution for the Tremec T-56 Magnum transmission comes equipped with all the connections pre-wired into one harness for a simple installation and ease of use. The small epoxy sealed controller is mounted to the VSS output using the existing bolt, and once the unit is powered up you will be able to connect via Bluetooth to your Apple or Android smartphone using (Bowler Transmissions) free APP. The APP will give you the ability to customize the input and output settings for each feature to ensure proper operation in your vehicle. This harness eliminates the need for any additional equipment to operate the reverse lock out or generate the correct speedometer signals coming from your Tremec T-56 Magnum.

A9800226	Tremec T-56	325.99 ea
----------	-------------	-----------



7000096

## TKX & TKO 500/600 Pigtail Install Set

This Bowler Performance GM TKX and TKO 500/600 installation set includes 2 wiring pigtail connectors: GM Reverse light switch harness, and GM Vehicle Speed Sensor (VSS) harness for Tremec TKX and TKO manual transmissions. Also includes the speedometer block-off plug (optional). If you're running an electronic speedometer this is a must have. Includes the o-ring.

7000096	with speedo port plug	76.99 set
7000097	without speedo port plug	48.99 set

## 1965-76 Full Size Kickdown Harness

Reproduction kickdown harness for 1965-76 full size Chevrolet models. The harnesses listed below are designed for use with Turbo 400 transmissions.

CA79257			
CA79257	1965-67	TH400	43.99 ea
CG85241	1968-69	TH400	43.99 ea
38306	1971-76	TH400	48.99 ea



# Wiring Harnesses



CG80416

## 1960-70 Rear Window Defroster Harness

Replace faulty or damaged wiring with our convenient reproduction harnesses. This wiring harness is used to provide power to the factory rear window defroster assembly.

Note: \*Impala sport coupe only.

36070	1960-64	all.....	56.99 ea
CG51887	1965-67	all.....	56.99 ea
CG80416	1968	all.....	56.99 ea
CG91799	1969	all.....	63.99 ea
CG07456	1970	blower type....	56.99 ea
CG09575	1970	blower type....	75.99 ea



CG58984

## 1965-67 Power Top Switch Harness

Reproduction power top switch harness for 1965 and 1967 full size convertible models. Manufactured as original with correct wire colors and connectors.

CG58984	1965	convertible.....	45.99 ea
CG67001	1967	convertible.....	74.99 ea



## 1958 Power Top/Seat Feed Harness

An integral part of the electrical function for 1958-59 Chevrolet convertible models reproduced to original GM specifications.

8430	1958	convertible.....	19.99 ea
------	------	------------------	----------



## 1965-68 Power Seat Feed Wire

Reproduction high-quality power seat feed wire finished in correct color with original style connections.

32505	1965-68	all models.....	31.99 ea
-------	---------	-----------------	----------



8480

## 1958-68 Power Seat Harness

Restore the luxury and convenience of factory installed power seats on your favorite Chevy today with this authentic reproduction from Classic Industries!

8480	1958	all models.....	56.99 ea
7420	1966-68	driver side, 4 way	151.99 ea



CF16887

CF36888

## 1958-70 Power Accessory Lead Wire

Classic Industries® is proud to offer these high-quality reproduction lead wires designed from original General Motors schematics to exacting specifications! These specialty wires are for use with optional equipment.

We offer a variety of the most popular wiring for these options. See listing below for availability. If you don't see a part listed, please call one of our restoration professionals and we'll make every attempt to assist you!

Note: \*These 2 harnesses must be used in conjunction with each other. Fits models equipped with 348ci engine only.

### Power Top, Seat, & Window Harnesses

<b>Starter Solenoid to Rear Body Power Feed Connector</b>			
CF89484	1958	exc. 348ci.....	18.99 ea
CF75110*	1958	from starter solenoid	14.99 ea
CF75115*	1958	to power feed.....	14.99 ea
CF91522	1959	all.....	14.99 ea
CF91522	1960	all.....	14.99 ea

### Power Top and Window Harnesses

<b>Solenoid to Bulkhead</b>			
CF16887	1961	6 cylinder and V8....	16.99 ea
CF16887	1962	6 cylinder and V8....	16.99 ea
CF16887	1963	6 cylinder.....	16.99 ea
CF16887	1964	6 cylinder.....	16.99 ea
<b>Bulkhead to Circuit Breaker</b>			
CF34922	1963	all.....	20.99 ea
CF34922	1964	all.....	20.99 ea
CF51857	1965	all.....	34.99 ea
CF51857	1966	all.....	34.99 ea
<b>Starter Solenoid to Bulkhead</b>			
CF36888	1963	V8.....	16.99 ea
CF36888	1964	V8.....	16.99 ea

### Horn Relay to Bulkhead

CG58129	1965	all.....	16.99 ea
CG58129	1966	all.....	16.99 ea
<b>Circuit Breaker to Power Top Harness</b>			
CG71927	1967	all.....	21.99 ea
CG80073	1968	all.....	34.99 ea
CG80073	1969	all.....	34.99 ea
<b>Horn Relay to Firewall Circuit Breaker</b>			
CG70680	1967	all.....	21.99 ea
CG70680	1968	all.....	21.99 ea

### Power Top Harnesses

<b>Kick Panel Circuit Breaker to Power Top Harness</b>			
CF14697	1961	all.....	12.99 ea
CF14697	1962	all.....	12.99 ea
CF14697	1963	all.....	12.99 ea
CF14697	1964	all.....	12.99 ea
<b>Power Top Harnesses</b>			
<b>Circuit Breaker to Seat Adjuster Control</b>			
CF31268	1961	all.....	19.99 ea
CF31268	1962	all.....	19.99 ea
CF34923	1963	all.....	20.99 ea
CF4621	1964	all.....	34.99 ea

### Convertible Feed Wire

<b>Horn Relay to Power Window Circuit Breaker</b>			
CA70627	1970	Impala convertible..	14.99 ea



## 1967-68 Conv. Top Wiring Harness

This is a reproduction of the correct wiring loom which is necessary to provide power from the convertible power top switch in the dash area to the power top motor located behind the upper half of the rear seat.

CA71716	1967-68.....	74.99 ea
---------	--------------	----------



## 1958 Circuit Breaker to Seat Harness

Correct reproduction for use in conjunction with the factory installed harness to return proper function to power seat power seats. Includes correct wiring and terminals.

8470	1958	all models.....	43.99 ea
------	------	-----------------	----------



CG59208

## 1958-67 Wiper Motor Harness

You've turned wrenches every weekend for a year, painted, scrubbed, spent countless hours on your labor of love. Now you are the proud owner of a beautifully restored classic Chevy. So here's one area not to scrimp and save, protect your investment and the safety of yourself as well as fellow motorists by making sure you replace the worn or frayed wiper motor wiring harness before you get caught in that surprise thunderstorm. Correct fit and color in this well crafted reproduction ensure years of reliable service.

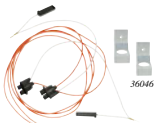
Note: Production washer denotes factory installed windshield washer system.

<b>Single Speed Wipers</b>			
CF89483	1958	electric wipers.....	21.99 ea
CF92652	1959	all.....	25.99 ea
CF92653	1959	with washer.....	56.99 ea
CF04774	1960	all.....	25.99 ea
CF04775	1960	w/production washer	49.99 ea
CF92653	1960	with washer.....	56.99 ea
CF04873	1960	w/accessory washer..	56.99 ea
CF19828	1961	all.....	25.99 ea
CF19821	1961	w/accessory washer..	49.99 ea
CF19828	1962	all.....	25.99 ea
37608	1963	all.....	25.99 ea
37607	1963	with washer.....	37.99 ea
CF45764	1964	all.....	25.99 ea
CF45702	1964	with washer.....	37.99 ea
CF45764	1965	all.....	25.99 ea
CF45702	1965	with washer.....	37.99 ea

### 2-Speed Wipers

CF02139	1959	w/production washer	37.99 ea
CF02139	1960	w/production washer	37.99 ea
CF19829	1961	with washer.....	37.99 ea
CF19829	1962	with washer.....	37.99 ea
CF31268	1963	with washer.....	32.99 ea
CF45703	1964	with washer.....	37.99 ea
CG5208	1965	with washer.....	37.99 ea
CG59208	1966	with washer.....	37.99 ea
CG71343	1967	with washer.....	49.99 ea

# Wiring Harnesses



## 1950-70 Courtesy Lamp Harness

Reproduction courtesy lamp harnesses for full size Chevrolet models. Each harness is produced using exact factory schematics and duplicates the original exactly. Choose from a variety of different applications for your year and model.

### Under Dash Courtesy Lamp Harnesses

36046	1959	all	56.99 ea
36046	1960	all	56.99 ea
38428	1961	all	59.99 ea
38428	1962	all	59.99 ea
CF31893	1963	all	62.99 ea
CF31893	1964	all	62.99 ea
CG59462	1965	convertible	63.99 ea
CG59462	1966	convertible	63.99 ea
CG59462	1967	convertible	63.99 ea
38180	1969	all	63.99 ea
38180	1970	all	63.99 ea

### Dual Overhead Courtesy Lamp Harnesses

38428	1959	sport coupe/edan	59.99 ea
32335	1960	sport coupe/edan	56.99 ea

### Dual Quarter Courtesy Lamp Harnesses

CF25105	1962	coupe	56.99 ea
CF25505	1963	coupe	56.99 ea
CF25505	1964	coupe	56.99 ea
7160A	1965	Caprice	70.99 ea
CG56802	1965	coupe exc. Caprice	63.99 ea
CG56801	1965	sport sedan	70.99 ea
CG62034	1966	Caprice coupe	73.99 ea
7160A	1966	Caprice sport sedan	70.99 ea
CG56802	1966	coupe exc. Caprice	63.99 ea
CG56801	1966	sedan exc. Caprice	70.99 ea
CF62034	1967	Caprice coupe	73.99 ea
CG67890	1967	Impala coupe	73.99 ea
CG76841	1967	Impala sport sedan	73.99 ea

### Side Roof Rail Courtesy Lamp Harnesses

8780	1961	Impala coupe	59.99 ea
8780	1962	Impala sport sedan	59.99 ea
8780	1963	Impala sport sedan	59.99 ea
8780	1964	Impala sport sedan	59.99 ea

### Door Jamb Extension Harnesses

CF38561	1961	right side	12.99 ea
CF38561	1962	right side	12.99 ea

## 1/4" LED Indicator Lamp

1/4" snap-in super bright LED indicator light. Each lamp features one super bright led mounted in a 1/4" black plastic housing with a 2 wire pigtail. They measure approximately 7" in total length and require a 1/4" hole drilled for installation. Sold individually.

LD3601	amber	6.99 ea
LD3602	blue	6.99 ea
LD3603	green	6.99 ea
LD3604	red	6.99 ea
LD3605	white	6.99 ea



## 3 LED Mini Dual Function Lamp

Customize your classic ride with these 3 LED mini-auxiliary lamps. Each lamp includes 3 LED dual function lights with stainless steel bezel. Requires a 3/4" opening. Mounts with enclosed rubber grommet. Available in amber or red with colored lens.

Note: Some fabrication may be required for installation.

CP50011A	amber LEDs, amber lens	16.99 ea
CP50011B	red LEDs, red lens	16.99 ea
CP50011C	amber LEDs, clear lens	11.99 ea
CP50011D	red LEDs, clear lens	12.99 ea



## 1958-70 Clock Harness

A correct reproduction clock harnesses for your full size Chevy. May be installed when replacing original wiring or when installing a factory clock in a vehicle which was not originally equipped with a clock.

Note: For 1961-64 models, refer to dash instrument cluster harnesses.

### Dash Mounted Clock

CF88917	1958	all	30.99 ea
CF91687	1959	w/gen/oil/brake lamp	33.99 ea
CF91687	1960	w/gen/oil/brake lamp	33.99 ea
CG58212	1965	all	43.99 ea
NV85103	1968	Impala	24.99 ea
38297	1969	all	35.99 ea
38297	1970	all	35.99 ea

### External Dash Top Mounted Clock

CH46186	1964-65	Bel Air/Biscayne	27.99 ea
CH46186	1964-65	Impala	27.99 ea

### Console Mounted Clock

CG67986	1966	all	12.99 ea
---------	------	-----	----------

## 1958-64 Compass Lamp Harness

Reproduction compass lamp harness for 1958-64 Chevrolet full size models equipped with a factory optional dash mounted compass.

31515	1958-64	all	19.99 ea
-------	---------	-----	----------

New!

NEW AUTHORIZED



## 1993-96 Multiple Task Relay

Replacement relay is used for various electrical circuits including fuel pump, AC relay, blower motor, horn. Burned out relays should be replaced to maintain full operation of the vehicle's electrical systems.

19265	1993-96	full size	17.99 ea
-------	---------	-----------	----------

## 1963-69 Console Door Lamp and Switch

Correct reproduction includes bulb to get your console lighting system back in top working condition! We offer a console harness and switch assembly for 1963-69 models.

CF15206	1963	all	30.99 ea
CF20112	1964	all	30.99 ea
CF20117	1966	all	23.99 ea
CF20117	1967	all	23.99 ea
CF20117	1968	all	23.99 ea
CF20117	1969	all	23.99 ea



## 1962-69 Console Wiring Harness

These harnesses are manufactured for all Impala and SS models with or without factory gauges. Each harness includes the correct original color and gauge wires.

Note: With courtesy lamp. Must use correct under dash wiring harness when converting to a factory console and floor shifter.

### Automatic Transmission

CF15110*	1962	"SS" convertible	57.99 ea
CF15105*	1962	"SS" coupe	57.99 ea
CF15205*	1963	"SS"	57.99 ea
CF20110	1964	all	25.99 ea
CG59411	1965	w/console clock lead	62.99 ea
CG67918	1966	w/o console gauges	85.99 ea
CG67916	1966	with console gauges	130.99 ea
CG70677	1967	all	93.99 ea
CG85233	1968	all	93.99 ea
38289	1969	all	97.99 ea

### Manual Transmission

CF15110*	1962	"SS" convertible	57.99 ea
CF15105*	1962	"SS" coupe	57.99 ea
CF15205*	1963	"SS"	57.99 ea
CF20110	1964	all	25.99 ea
CG59216	1965	w/o console clock lead	56.99 ea
CG67917	1966	w/o console gauges	59.99 ea
CG67915	1966	with console gauges	113.99 ea
CG73203	1967	all	59.99 ea
CG85122	1968	all	59.99 ea
CG97628	1969	all	59.99 ea



## 1963-64 Console Extension Harness

Reproduction extension harness that connects the console wiring to the under dash harness in 1963-64 Impala SS models. This extension can also be utilized in conjunction with the correct under dash harness to convert column shift vehicles to a factory SS console and floor shifter.

Note: The CF33535 harness connects the under dash harness to the external neutral safety and back-up switch on Impala SS.

### Automatic Transmission

CF33535*	1963	all	43.99 ea
CF20105	1964	all	75.99 ea

### Manual Transmission

CF20115	1964	all	43.99 ea
---------	------	-----	----------

# Wiring Harnesses



## 1964 Starter Solenoid to AC Harness Fuse

A properly restored air conditioning system can add thousands of dollars in value to your car, and cost just as much to make perfect! Don't shock your wallet by neglecting these excellent reproduction starter solenoid to air conditioning harness fuses. Manufactured to exacting GM schematics, these fuses correct direct current flow to your air conditioning compressor.

CF45640 1964..... 20.99 ea

## 1970 Idle Stop Solenoid Control Wire

Manufactured and produced to replicate the original wire assembly. Includes correct color wiring and terminals. Will install correctly into original or reproduction under dash harnesses. Correct replacement solenoid stop wire for 1970 V8 Chevrolet models.

CA01557 1970..... 16.99 ea

## 1958-59 Coil to Distributor Lead Wire

Factory correct reproduction coil to distributor lead wire. Each wire is correct down to the finest detail. Available for applications listed below.

30515 1958 8 cylinder..... 16.99 ea  
CF54438 1959 6 cylinder..... 12.99 ea  
30515 1959 8 cylinder..... 16.99 ea



## 1961-66 Tachometer Harness

If you're replacing an original tachometer or installing a new reproduction, this is the harness you need! Keep your under dash area cosmetically correct with this exact reproduction harness. For tachometers regardless of the red line!

Note: Not for use on aftermarket tachometers.

### With In-Dash Tachometer

CF90220 1961..... 70.99 ea  
CF90220 1962..... 70.99 ea  
CF90225 1963..... 49.99 ea  
CF90230 1964..... 49.99 ea  
CG58812 1965..... 62.99 ea  
CG67850 1966..... 49.99 ea

### With Steering Column Mounted Tachometer

CF47017 1964..... 49.99 ea  
CG58921 1965..... 56.99 ea  
CG58921 1966..... 56.99 ea

New!



## 1993-96 Knock Sensor Connector

Replace broken or missing knock sensor pigtail. Found under coil module, single cavity oval connector, blue wire. Plugs into knock sensor on engine block.

GN110580 1983-96..... 8.99 ea



## 1967-68 Speed Warning Harness

This harness is a correct replacement wiring harness which was used with the rare speed minder option. Each harness is manufactured with correct terminal ends and correct color wiring. There are slight differences between the 1967 and 1968 harnesses.

CH61352 1967..... 20.99 ea  
CG85148 1968..... 21.99 ea



## 1960-70 Cruise Control Harness

This harness is for factory original cruise controls. It provides the main power lead from the cruise control activation lever to the cruise control unit. Classic Industries® offers the largest selection of B-Body wiring anywhere.

CF04906 1960 V8..... 95.99 ea  
CF04907 1960 V8, MT..... 39.99 ea  
CG50430 1965-66 all..... 99.99 ea  
CA70647 1967 all..... 89.99 ea  
CA85097 1968 all..... 95.99 ea  
CA97641 1969-70 all..... 89.99 ea



## 1963-66 Tilt Wheel Turn Signal Harness

Thirty odd years of continuous operation or total neglect will wear out most of your steering column parts. While you're inside replacing your cancelling cam and other parts be sure to replace this adapter harness for the directional turn signal switch.

CF32877 1963..... 49.99 ea  
CF46061 1964..... 49.99 ea  
CG58813 1965..... 49.99 ea  
CG58813 1966..... 49.99 ea



## 1963-70 Speaker Wire Harness

For the purists, Classic Industries® Restoration Professionals have assembled a vast array of correct GM spec speaker harnesses built by one of the nations leading experts! Correct in every aspect, down to the last detail, these full size Chevrolet setups are for original type radios or speakers. On vehicles using an aftermarket radio or speakers, some modifications may be necessary.

### Rear Seat Speaker Wiring Harnesses

**Impala Convertible**  
CF39889 1963-64 front half..... 32.99 ea  
CF39949 1963-64 rear half..... 20.99 ea  
CG50858 1965-68 single speaker..... 50.99 ea  
CG53526 1965-69 4 speaker stereo..... 78.99 ea  
CA79256 1965-69 ground wire..... 21.99 ea  
MP38574 1970 rear seat extension 45.99 ea

### Impala Sport Coupe

CF39784 1963-64 rear..... 30.99 ea  
CG50858 1965-68 single speaker..... 50.99 ea  
CG53526 1965-69 4 speaker stereo..... 78.99 ea  
MP38574 1970 rear seat extension 45.99 ea

### Sedan Models

CF39896 1963-64 sedans..... 30.99 ea  
CG50858 1965-68 single speaker..... 50.99 ea  
CG53526 1965-69 4 speaker stereo..... 78.99 ea  
MP38574 1970 rear seat extension 45.99 ea

### Kick Panel Speaker Wiring Harnesses

All Models  
CA70068 1967-69 w/kick panel spkrs 56.99 ea

### Radio Power Extension Harness

CG01421 1970 w/single dash spkr 46.99 ea



## 1958-69 Ground Straps


Reproduction ground straps for 1958-69 full size models. Each set includes the correct engine and subframe grounding straps for the models indicated.

CE58GS61 1958 6 cylinder..... 16.99 set  
CE58GS81 1958 V8, 283, 348..... 21.99 set  
CE59GS61 1959 6 cylinder..... 15.99 set  
CE59GS81 1959 V8, 283, 348..... 21.99 set  
CE60GS61 1960 6 cylinder..... 15.99 set  
CE60GS81 1960 V8, 283, 348..... 21.99 set  
CE61GS61 1961 6 cylinder..... 16.99 set  
CE61GS81 1961 V8, 283, 327..... 21.99 set  
CE61GS82 1961 V8, 348, 409..... 21.99 set  
CE61GS82 1962-64 V8, 409..... 21.99 set  
CG65GS61 1965-66 6 cylinder..... 18.99 set  
CG65GS81 1965-66 V8, 283, 327..... 21.99 set  
CG65GS82 1965-66 V8, 396..... 21.99 set  
CG65GS83 1965 V8, 409..... 21.99 set  
CA67GS61 1967-68 6 cylinder..... 13.99 set  
CG67GS61 1967-69 6 cylinder..... 16.99 set  
CG67GS81 1967-69 V8, 283, 327, 350..... 21.99 set  
CG67GS82 1967-68 V8, 396..... 26.99 set  
CE69GS82 1969 V8, 396, 427..... 26.99 set

# Universal Wiring Harnesses

## Universal Chassis Wiring Harness

Starting from a blank slate is a daunting task, especially with wiring. Trying to keep your electrical systems running smoothly on a patchwork of old wiring can be a troubleshooting hassle and possibly even a fire hazard. Whether you are planning a series of electrical upgrades or simply need to replace aging, brittle wiring, build your electrical system on a fresh foundation with a quality universal harness. For basic builds, start with a simple kit with wiring provisions for all lamps, horn, fan, wiper, gauges, and all lamps. For more elaborate builds, choose from a selection of advanced wiring solutions. Need to integrate your aftermarket air conditioning? Need extra circuits for a multitude of electronic accessories? With Classic Industries®, there's no limit to what you can do with your wiring.



\*Fuse Styles:  
**A:** ATO Fuses  
**M:** Mini Fuses

	Number of Circuits	70/100amps	Brake Lamps	Electric Fan	Horn	Gauges/Instruments	Headlamps	Horn	Turn Signals	Wipers	Choke	Accessory Circuits	Starter Solenoid	Battery Feed	Alternator	AC/Hooter	Coil	Indicator Lamps	Parking Lamps	Fuel Sender	Radio	Relay (Ignition)	Door Lamps	Third Brake Lamp	Back-Up Lamps	Cruise Control	Lighter	Power Door Locks	Power Windows	Electric Fuel Pump	Radio	Incandescent Circ.	Number of Fuses	Fuse Style	Labeled Wire	GM Column Wiring	
<b>Painless Wiring</b>																																					
10308	18	x	x	x	x	x	x	x	x	x	1	x	x	x	x	x	x	x	x	x																	248.99
10102	21	x	x	x	x	x	x	x	x	x	2	x	x	x	x	x	x	x	x	x																	259.99
10101	21	x	x	x	x	x	x	x	x	x	2	x	x	x	x	x	x	x	x	x																290.99	
10201	28	x	x	x	x	x	x	x	x	x	2	x	x	x	x	x	x	x	x	x																344.99	
10202	28	x	x	x	x	x	x	x	x	x	2																								329.99		
<b>Keep It Clean Wiring</b>																																					
AL701205	10	x	x	x	x	x	x	x	x	x	1	x	x	x	x	x	x	x	x	x																181.99	
AL701206	10	x	x	x	x	x	x	x	x	x	1	x	x	x	x	x	x	x	x	x																191.99	
AL701207	10	x	x	x	x	x	x	x	x	x	1	x	x	x	x	x	x	x	x	x																289.99	
AL701208	10	x	x	x	x	x	x	x	x	x	1	x	x	x	x	x	x	x	x	x																314.99	
AL701209	24	x	x	x	x	x	x	x	x	x	1	x	x	x	x	x	x	x	x	x																394.99	
AL701210	24	x	x	x	x	x	x	x	x	x	1	x	x	x	x	x	x	x	x	x																419.99	
<b>Ron Francis Wiring</b>																																					
TF900214	10	x	x	x	x	x	x	x	x	x	1	x	x	x	x	x	x	x	x	x																	509.99
TF900215	24	x	x	x	x	x	x	x	x	x	7	x	x	x	x	x	x	x	x	x																	689.99
<b>American Autowire</b>																																					
510625	15	x	x	x	x	x	x	x	x	x	1	x	x	x	x	x	x	x	x	x																	312.99
510760	22	x	x	x	x	x	x	x	x	x	2	x	x	x	x	x	x	x	x	x																588.99	

### PAINLESS

#### 18 Circuit Wiring Harness

Includes 25 feet of wire from the dash back and 16 feet forward.

10308 ..... 248.99 ca

#### 21 Circuit Wiring Harness

Choose from harnesses for models with or without column mounted ignition switch. Included are pre-wired plugs for headlamps and the dimmer switch.

10102 without column ignition ..... 259.99 ca

10101 with column ignition ..... 290.99 ca

#### 28 Circuit Wiring Harness

Choose from harnesses for models with or without column mounted ignition switch.

10201 with column switch ..... 344.99 ca

10202 without column switch ..... 329.99 set

### RON FRANCIS

#### 10 Circuit Wiring Harness

Includes headlamp switch, printed/color-coded fire resistant wire and color coded instructions. Setup for one wire alternators up to 140 amps and above. Accepts GM fuel injection easily.

TF900214 ..... 509.99 set

#### 24 Circuit Wiring Harness

Additional wires simply plug into labeled connectors in the fuse panel. No hard-wiring is necessary to add accessories or other circuits to the fuse panel.

TF900215 ..... 689.99 set

#### 15 Circuit Wiring Harness

The Route 9 Universal Wiring System American Autowire has developed an entry level kit that provides a complete vehicle electrical solution in a compact package.

510625 ..... 312.99 ea

#### 10 Circuit Wiring Harness

Small fuse block can be mounted in any position under the dash or seat. Harnesses includes built-in relay as well as extra wire. Includes dimmer switch, ignition switch, and headlamp switch where noted.

AL701205 without switches ..... 181.99 set

AL701206 with switches ..... 191.99 set

AL701207 without switches ..... 289.99 set

AL701208 with switches ..... 314.99 set

#### 24 Circuit Wiring Harness

Features compact fuse block and extra long leads. Includes dimmer, headlamp and ignition switches where noted.

AL701209 without switches ..... 394.99 set

AL701210 with switches ..... 419.99 set

#### 22 Circuit Wiring Harness

Features gauge cluster disconnect for easy maintenance. Includes ignition, headlight and dimmer switches, as well as 40 amp fan relay.

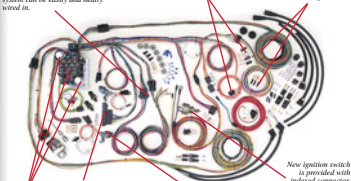
510760 ..... 588.99 ea

# Universal Wiring Harnesses

Instrument cluster wiring is designed with a "cluster harness disconnect" system for easy service and removal. All original terminals, connectors, and light sockets are included and supplied for original cluster gauges. Any aftermarket gauge system can be easily and neatly wired in.

Engine wiring includes starter and gauge sender leads for water temp, oil pressure, and tach. Heavy 8 gauge alternator leads are supplied. Power for GM "SI" series interval regulator alternators.

Engine wiring includes starter and gauge sender leads for water temp, oil pressure, and tach. Heavy 8 gauge alternator leads are supplied. Power for GM "SI" series interval regulator alternators.



Fuse box and custom mounting plate are included and designed for a bolt-in under dash installation. Standard fuses and horn relay are mounted on fuse panel.

Steering column connectors will plug directly into most aftermarket columns as well as 1969 and later GM columns which utilize stock GM turn signal switches. The original column can also be used with the supplied master connectors and terminals.

Along with wiring for your original dome/interior lighting, we have also included separate under dash light sockets. DOES NOT INCLUDE DOOR JAMB SWITCHES.

New ignition switch is provided with indexed connector. Additional connectors and instructions are provided to use the original switch.

Note: Photo representation not actual harness.

## 1959-68 Classic Update Wiring Harness

Bring your classic Impala into the 21st Century with a complete wiring harness update set! This set accommodates all the popular accessories you may desire including, AC, custom gauges, HEI ignition, tilt steering columns, modern charging systems, and also allows for complete flexibility in the engine compartment. With this versatile harness, popular accessories, creature comforts or high-performance modifications are made very easy! Includes replacement headlight switch with internal 30 amp circuit breaker included. Retention collar nut, adjustable length shaft, and custom knob are also included.

510217	1959-60	835.99 set
510063	1961-64	759.99 set
510360	1965	892.99 set
510372	1966-68	892.99 set

## Ram Jet Crate Motor Wiring Harness Set

Replacement harnesses for the GM Ram Jet 350 small block MEFI 3 and 4, Ram Jet 502 big block MEFI 3 and 4 factory crate motors. Move the controller and other components off the intake with this Telovex style replacement harness. Can be used with any non-computer controlled transmission. Each harness includes optional O2 sensor and speed sensor wiring.



<b>RamJet Gen-1 Harnesses</b>		
TF900646	Ram Jet 350	539.99 ea
TF900647	Ram Jet 502	549.99 ea
<b>RamJet Gen-2 Harnesses</b>		
TF900648	Ram Jet 350 2nd Gen	589.99 ea
TF900649	Ram Jet 502 2nd Gen	589.99 ea

## 1958-72 — 16 Fuse, 20 Circuit Wire Harness

These wiring harnesses are built specifically for 1958-72 passenger car models. They feature wiring for the entire car and will work with most stock GM steering columns, as well as aftermarket columns such as ididit and Flaming River. Will wire full gauge sets including tach and will address HEI, points and aftermarket distributors, neutral safety switches. Also includes wiring for high and low beams, indicator lights, parking lamps, turn signals, and brake lamps. Will readily accept fuel injection. The wiring is high temperature, fire resistant and color coded. Features the circuit printed on each wire. All sets include a headlight switch, isolated cooling fan relay and color coded instructions. A unique serial number for each harness enables Ron Francis to technically support the installation to you or any subsequent owner.



BW900211	1958-64	609.99 set
BW900212	1965-72	609.99 set

## 1994-02 Fuel Injection Engine Swap Wiring Harness Set

For maximum power with exceptional fuel efficiency nothing beats electronic fuel injection. And the easiest way to install a modern fuel injected engine is with one of these proven FI engine wiring harnesses. These harness sets are designed to allow you to properly wire your engine swap from a donor car or crate motor.



A variety of harnesses are available to suit 1994-up LTI, L51 and GM crate engine applications. Each of these sets include detailed instructions and illustrations.

### The Detail Zone Wiring

Each set includes the sensor connectors installed on 20 foot lengths of wire for custom installations, connectors for the sensor wires, and a Telovex panel with installed wiring and connectors to plug into the factory computer. Designed to work with a specific transmission, so be sure to select the correct application from the listing below. Other non-computer controlled automatic and manual transmissions can be used but typically requires ECM reprogramming for best results. 1998-02 ECMs require use of all emissions sensors or a trouble code will occur unless the ECM is reprogrammed.

Note: \*Corvette engines must use the Camaro/Firebird ECM in order to use this wiring kit. Also requires use of the 1998 Camaro throttle body for accelerator cable control. This engine utilizes the GM IED diagnostic system and all IED emissions sensors are not used. Trouble codes will set in a factory programmed ECM.

TP900637	1994-95	Camaro/Firebird LT-1 (4L60E or 6-speed)	919.99 set
TP900639	1994-95	Impala/Caprice LT-1 (4L60E)	949.99 set
TP900638	1996-97	Camaro/Firebird LT-1 (4L60E or 6-speed)	949.99 set
TP900640	1996-97	Impala/Caprice LT-1 (4L60E)	989.99 set
TP900645*	1998-02	Corvette	1099.99 set
TP900645*	1999-02	Camaro/Firebird LS-1	1099.99 set

### Painless Wiring

The engineers at Painless have worked out all of the connection and routing problems so all you have to do is follow the straight forward instructions for a painless installation. Feature TXL high temp wire that is color coded and labeled with each application for ease of installation. Harnesses for the LS1 applications require 1998 Camaro computer GM806 and a mechanical throttle body.

Important: \*Includes a module to bypass the vehicle anti theft system (VATS) incorporated in the computer. Does not include any emissions related connections.

<b>LTI</b>			
60502*	1994-97	standard length	649.99 ea
60505*	1994-97	extra length	724.99 ea
<b>LS1</b>			
60508	1999-02	standard length	549.99 ea
60509	1999-02	extra length	549.99 ea

## PAINLESS



## Trunk Mount Chassis Harness

In many street rods and custom cars there is little or no room to mount the fuse block under the dash, forcing modifications to either the car or the harness. Our 12 circuit trunk mount wiring harness provides additional wire from the fuse block to the dash and from the fuse block to the front end, allowing the remote installation of the fuse block in the trunk or behind the rear seat. Like all Painless kits, these fuse blocks come completely pre-wired and terminated for a simple, painless installation. Includes GM column mounted ignition and turn signal plugs.

10120	12 circuit	474.99 ea
10220	18 circuit	529.99 ea

## 6.0L LS2 EFI Harness

You have to thank GM for making the great LS2 motor available at a reasonable price. Now, PAINLESS has developed a harness to bring it to life. This harness is designed to work with an OEM LS1 computer and keep the throttle by wire feature. This harness has no emissions provisions.

Important: Requires use of factory 2002, 03 Corvette LS6 ECM, accelerator pedal, and TAC module.

60520	standard length	634.99 ea
-------	-----------------	-----------

BATTERIES & WIRING

# Universal Wiring Harnesses



## Highway Series Modular Fuse Panel Systems

Each universal fuse panel is constructed in heat resistant nylon and features anti-push back locks and single side wire access with self-locking, screw down connections. Includes a starter/alternator 175 amp mega fuse for extra protection. The panel is fed through an 8 gauge power feed wire and features a battery and accessory stud connection. Includes: color coded wiring for ignition, alternator, headlight, steering column, accessories and gauges, relays, fuses, flashers, circuit breakers, and all necessary power connections and terminals. Also includes a full color schematic and step-by-step instructions.

New!



- Composite Panel Base
- Nylon Panel Components
- Color Coded Wire
- Easy-to-Read Wire Labeling
- Self-Locking Screw Clamp Interface
- 8 Gauge Alternator Feed
- 175 Amp MegaFuse
- Full Color, Step-by-Step Instructions

## Highway 15 Modular Fuse Panel System

Features 15 power outputs in 8 fuses and 1 circuit breaker. Gauge cluster disconnect for easy maintenance. Includes: ignition, headlight, and dimmer switches.

510825 15 panel connections ..... 531.99 ea

New!



- Composite Panel Base
- Nylon Panel Components
- Color Coded Wire
- Easy-to-Read Wire Labeling
- Self-Locking Screw Clamp Interface
- 8 Gauge Alternator Feed
- 175 Amp MegaFuse
- Full Color, Step-by-Step Instructions
- Battery and Accessory Power Extension

## Highway 22 Modular Fuse Panel System

Features 22 power outputs in 16 fuses and up to 4 circuit breakers. Gauge cluster disconnect for easy maintenance. Includes: ignition, headlight, and dimmer switches, as well as 40 amp fan relay.

510760 22 panel connections ..... 588.99 ea



- Horn relay, floor dimmer, courtesy light connections.
- Standard brake light connections w/brake light.
- Heavy gauge main fuse panel feed wire.
- Complete engine compartment wiring for lighting and engine management.
- Complete rear body wiring for lighting & fuel tank.
- Heavy gauge alternator, main power, and starter solenoid wires.
- Heat and air conditioning lead wires as well as accessory radio and battery clock leads.
- Long ignition, accessory, and battery leads for the ignition switch. A separate alternator exciter lead wire is wired in.
- Plug-in steering column connector for 1969 and later GM columns. Original columns can also be wired by using the supplied mating connector and terminals.

## 1958-06 20-Circuit Chassis Harness

The Power Plus series is a complete deluxe integrated fuse box wiring system utilizing a complete factory style pre-wired fuse box. Power Plus series wiring kits are designed to offer an economical and convenient wiring solution. By eliminating the disconnects and sub-harness assemblies and implementing direct run technology to the switches, fuse panel, and end locations, this set offers a more streamlined installation and less work for you!

510008 1958-96 20-circuit ..... 379.99 ea

New!



## 21 Circuit Harness Includes:

- AC/heat
- Accessory
- Brake lamps
- Charging
- Dome light
- Electric choke
- Emergency flashers
- Fan Relay
- Activation Power
- Fused power source
- Headlamps
- Horn relay
- Ignition coil
- Instrument Panel Lighting and Gauges
- Park Lamps
- Radio/Clock
- Starting
- Tail/Backup/ Parking Lamps
- Third Brake Lights
- Turn signals
- Wipers

## 21 Circuit Harness

This 21 circuit universal harness is adaptable to fit the 1960-80's GM, and Chrysler muscle cars where a bulkhead ground is required. Some minor bulkhead modification may be required. Included with this harness are the following parts: GM turn signal and column mounted ignition switch connectors, pre-wire plugs for the headlights and dimmer switch. Each wire is custom printed with the circuit identification as well as using GM color codes for easy installation.

P20103 21 circuit ..... 499.99 ea



## Power Plus 13 Wiring System

American Autowire Power Plus 13 universal wiring harness. This complete, integrated wiring system incorporates a factory style pre-wired fuse box, GM steering column and ignition connections, headlight and floor dimmer switches, and heavy gauge alternator and main power feed connections. This set is designed to offer an economical and convenient wiring solution for vehicles requiring only basic electrical connections. This system will provide the standard feeds along with several spare circuits for items like heat, radio, AC, and an electric fan.

510004 Power Plus 13 ..... 369.99 set



## 25-Circuit Harness Includes:

- AC & Heat
- Back-up Lights
- Brake Lights
- Charging
- Cigarette Lighter
- Dome/Courtesy Lights
- Electric Choke
- Electric Fuel Pump
- Emergency Flashers
- Fused Power Source
- Headlights
- Horn/Relay
- Ignition Coil
- Park/Marker Lights
- Power Door Locks
- Power Windows
- Radio/Clock (Constant and Switched)
- Tail Lights/ License Plate Light
- Third Brake Light
- Turn Signals
- Wipers / Washer Pump

## 1968, 1975 25-Circuit Chassis Harness

The Painless Pro Series gives you everything you need to wire up your Pro-Touring or custom ride right the first time! Ample length is provided for each circuit, providing you the freedom to route and hide your wiring how you choose. Once you've got the harness fit how you like it, included are over 25 GM factory style connectors found on most '60s to early '90s GM switches, allowing you to turn the Pro Series harness into a direct fit harness for your application. LED ATC bladed fuses get you away from the old hard-to-find glass fuses, and will light up if blown making troubleshooting a painless task. The 6-gauge charge wire and mid-fuse (no more problematic fusible link!) will keep up with today's high ampere alternators, and the provided front and rear ground harnesses making grounding your lighting circuits a breeze! Provided with many GM connectors and terminal, insulated and non-insulated butt splices, heat shrink, grommets, cable ties, ground straps, and cable tie clips, the Pro Series brings a new meaning to truly Painless wiring and includes our lifetime guarantee.

10413 1968,75 25-circuit ..... 589.99 ea

# Power Door Components



**Set Includes:**

- Two 4 button keyless remotes
- Two 15 lbs actuators for the door locks
- Wire harness
- Mounting hardware
- Installation instructions



**Set Includes**

- Two 4 button keyless remotes
- Two 15 lbs actuators for the door locks
- 45 lb Trunk lock actuator
- 120 dB 6 tone siren alarm
- Wire harness
- Mounting hardware
- Installation instructions



**Door System Includes:**

- Keyless entry module with onboard relays
- Two 2 button remotes
- Two 15 lb door lock actuators with integrated overload protection
- Two rubber door jamb boots
- Two actuator connecting rods and clips
- Wire harness
- All necessary mounting hardware

## 1958-70 Power Door Lock Conversion Set

Looking to convert your manual door locks to a full power remote system? The combination power door lock and keyless entry system will convert your old manual locks to power, and activate them from up to 100 feet away!

PDL5120 1958-70 ..... 182.99 set

## 1958-70 Power Door Lock and Trunk Lock Conversion Set with Alarm

This power conversion system has everything! It includes all you need to add remote power door locks, remote power trunk release, and a high security alarm. This fully integrated system allows you to control door locks, trunk release and alarm, and activate them from up to 100 feet through a single 4 button remote.

PDL5165 1958-70 with alarm ... 210.99 set



**Door and Trunk System Includes:**

- Keyless entry module with onboard relays
- Two 2 button remotes
- Two 15 lb door lock actuators with integrated overload protection
- Two rubber door jamb boots
- Two actuator connecting rods and clips
- Wire harness
- All necessary mounting hardware
- Power trunk latch
- Manual push button
- Wire harness
- Trimming template

## 1961-68 Keyless Entry System

The Klassic Keyless system is a do-it-yourself keyless entry set designed specifically to fit your 1961-68 Chevrolet Impala full size model. This comprehensive, vehicle specific system is engineered with the do-it-yourself in mind. Each set includes everything needed to install power door locks and remote keyless entry using common hand tools. Or choose a new system that allows you to open your trunk without a key. Simply press one button to lock, the other button to unlock, then hold down the trunk button to open the trunk. Includes an easy-to-follow full color step-by-step guide and instruction manual that walks you through the installation.

*Note: Trunk release may require some minor trimming on some vehicles for installation.*

**Keyless Door Entry**  
27012022 1961-64 2 button ..... 256.99 set  
27012032 1965-68 2 button ..... 256.99 set

**Keyless Door and Trunk Entry**  
270120223 1961-64 w/power trunk... 422.99 set  
270120323 1965-68 w/power trunk... 422.99 set




**Set includes:**

- Two 4 button keyless remotes
- Two 15 lbs actuators for the door locks
- Trunk lock actuator
- Wire harness
- Mounting hardware
- Installation instructions

## 1958-70 Power Door Lock and Trunk Lock Conversion Set

Convert your manual door locks and trunk release to a full power remote system. The combination power door lock and trunk release provides everything necessary to convert your manual door locks to power, plus pop your trunk. You can activate them from up to 100 feet with the same remote!

PDL5170 1958-70 ..... 202.99 set



## Remote Door Opener


Give your vehicle a sleek, custom look by eliminating the door handles and the door and trunk locks. Install the super trick, Made in USA remote door and trunk opener systems to enter your vehicle. These are available in your choice of either a 2 way or 3 way system. The 2 way system features two door actuators, two door latches and one 2 way remote transmitter. The 3 way remote system features two door actuators, two door latches, one trunk actuator, one trunk latch and one 3 way remote transmitter. Both sets include all necessary connections and instructions.

*Note: Will work on 1958-72 full size Chevrolet models.*

14029 2 way two doors ..... 251.99 set  
14030 3 way two doors and trunk ..... 349.99 set



# Power Door Components



### Set Includes:

- Two High Powered 45 lbs Solenoids
- Keyless Remote
- Relay Pack
- Door Jammers
- Mounting Hardware
- Installation Instructions

### Set Includes:

- Two High Powered 45 lbs Solenoids
- Emergency Entry Kit
- Keyless Remote
- Relay Pack
- Door Jammers
- Mounting Hardware
- Installation Instructions

## Universal Shaved Door Handle Set

Building a custom vehicle means you're looking for unique ways to separate your vehicle from the rest. This shaved door handle set will give your vehicle the ultimate smooth look to do just that!

**Important:** Door handle block off plates not included.

SDH100	without emergency entry.....	195.99 set
SDH101	with emergency entry.....	195.99 set



### Set Includes:

- Two High Powered 45 lbs Solenoids
- Relay Pack
- Wiring Harness
- Door Jammers
- Alarm
- Mounting Hardware
- Two 3 Channel Remotes
- Installation Instructions

### Set Includes:

- Two High Powered 45 lb Door Solenoids
- Trunk Solenoid
- Relay Pack
- Wiring Harness
- Door Jammers
- Alarm
- Mounting Hardware
- Installation Instructions

## Shaved Door & Trunk Lock Set with Alarm

Building the ultimate custom vehicle means drawing lots of attention, but sometimes you get the wrong kind, too. Smooth over those clumsy door handles and that stodgy trunk lock, plus protect your asset with our one great set! This shaved door and trunk lock set offers the ultimate smooth look that will put all eyes on your vehicle, and it also includes a built-in alarm to protect your tricked out ride! Operated by a 3 channel keyless entry.

**Important:** Door handle and trunk block off plates not included.

SDH103	with alarm.....	227.99 set
--------	-----------------	------------

## Shaved Door Handle Set with Alarm

Clean up the smooth lines on your custom street machine with this shaved door handle set! This set offers a super smooth look and protects it, too, with a built-in alarm! Operated by a 3 channel keyless entry.

**Important:** Door handle block off plates not included.

SDH102	with alarm.....	195.99 set
--------	-----------------	------------



## Electronic Exterior Door Handles

Elevate your vehicle's style with these electronic exterior door handles from Lokar! Each billet door handle utilizes a weatherproof 12 Volt pressure pad switch to supply power to an electronically actuated door latch (door popper). Its 2 piece design and available 0 degree or 10 degree mounting surface allows the insert to be removed, and door handle positioned for ultimate customization. The XL design provides 7/8" of clearance between the door and the switch, allowing for easier mounting and less modifications to the door. Made in the USA from 6061-T6 billet aluminum.

**Important:** This requires electronic door latch actuators, which are not included.

**Note:** Installation requires hand pocket for clearance.

GSE2100A*	brushed	0 degree	561.99 pr
GSE2100B*	polished	0 degree	561.99 pr
GSE2101A*	brushed	10 degree	561.99 pr
GSE2101B*	polished	10 degree	561.99 pr
GSE2102A	brushed	0 degree XL	561.99 pr
GSE2102B	polished	0 degree XL	561.99 pr
GSE2103A	brushed	10 degree XL	561.99 pr
GSE2103B	polished	10 degree XL	561.99 pr

New!



## Shaved Doors — Emergency Entry

Installing shaved doors? You'll need a way to get into your ride if the power fails. Electric-Life Billet emergency kit are just what you need. Just connect the end of the cable to the door lock, pass the cable through the door, through the post, and exit through the fender well or the floorboard. Then attach the billet pull knob and you've got a way to enter your vehicle no matter what.

EL94300	emergency entry kit.....	68.99 ea
---------	--------------------------	----------

New!



## Power Door Lock Conversion Set

Enjoy the convenience of power door locks in your classic 2 door vehicle with this universal power door lock set. Set includes everything you need to convert your manual locks to power. They can be installed with or without keyless entry systems and are supplied with a "Plug and Play" wiring harness

PDL1	universal.....	112.99 set
------	----------------	------------

# Power Window Components



## 1958-68 Power Window Harness

Replacement wiring harnesses for original windows include power seat feed wires when required. Each power window harness will duplicate the original in features and functionality when installed. Although the harnesses are not being cosmetically correct in every detail, they are designed to function and install just like originals.

Impala		
<b>Front and Rear Door</b>		
8610A 1959 LH	Impala 4 dr sedan	326.99 ea
31200 1959 RH	Impala 4 dr sprt sedan	276.99 ea
8610A 1959 LH	Impala sport sedan	326.99 ea
31200 1959 RH	Impala sport sedan	276.99 ea
8610A 1960 LH	Impala 4 dr sedan	326.99 ea
8605 1960 RH	Impala 4 dr sprt sedan	326.99 ea
8610A 1960 LH	Impala sport sedan	326.99 ea
8605 1960 RH	Impala sport sedan	326.99 ea

<b>Front Door</b>		
8765 1962 LH/RH	Impala	289.99 pr
9045 1963 LHRH	all	289.99 pr
9045 1964 LHRH	all	289.99 pr
38515 1968 LH	Impala	302.99 ea

<b>Front Door and Rear Quarter</b>		
8545A 1959 LH	Impala convertible	341.99 ea
8540 1959 RH	Impala convertible	276.99 ea
8535 1959 LH	Impala sport coupe	326.99 ea
8530 1959 RH	Impala sport coupe	276.99 ea
8635 1960 LH	Impala convertible	326.99 ea
8595 1960 RH	Impala convertible	326.99 ea
8620 1960 LH	Impala sport coupe	340.99 ea
8615 1960 RH	Impala sport coupe	326.99 ea

<b>Quarter Window - Only</b>		
6630 1961 LH	Impala convertible	113.99 ea
6625 1961 RH	Impala convertible	113.99 ea
6640 1961 LH	Impala sport coupe	113.99 ea
6635 1961 RH	Impala sport coupe	113.99 ea
6630 1962 LH	Impala convertible	113.99 ea
6625 1962 RH	Impala convertible	113.99 ea
6640 1962 LH	Impala sport coupe	113.99 ea
6635 1962 RH	Impala sport coupe	113.99 ea
6630 1963 LH	Impala convertible	113.99 ea
6625 1963 RH	Impala convertible	113.99 ea
6640 1963 LH	Impala sport coupe	113.99 ea
6635 1963 RH	Impala sport coupe	113.99 ea
6630 1964 LH	Impala convertible	113.99 ea
6625 1964 RH	Impala convertible	113.99 ea
6640 1964 LH	Impala sport coupe	113.99 ea
6635 1964 RH	Impala sport coupe	113.99 ea
8045 1965 LHRH	all exc. convertible	201.99 ea
7370 1965 LHRH	Impala convertible	164.99 ea
8045 1966 LHRH	all exc. convertible	201.99 ea
7370 1966 LHRH	Impala convertible	164.99 ea
8045 1967 LHRH	all exc. convertible	201.99 ea
7370 1967 LHRH	Impala convertible	164.99 ea
42193 1968 LH	Impala sport coupe	236.99 ea
42193 1968 RH	Impala sport coupe	236.99 ea
42193 1968 LH	Caprice sport coupe	236.99 ea
42193 1968 RH	Caprice sport coupe	236.99 ea

<b>Rear Door - Only</b>		
8945 1962 LH	Bel Air	130.99 ea
8945 1962 LH	Impala 4 door sedan	130.99 ea
8940 1962 RH	Bel Air	125.99 ea
8940 1962 RH	Impala 4 door sedan	125.99 ea
8945 1963 LH	Bel Air	130.99 ea
8945 1963 LH	Impala 4 door sedan	130.99 ea
8940 1963 RH	Bel Air	125.99 ea
8940 1963 RH	Impala 4 door sedan	125.99 ea
8945 1964 LH	Bel Air	130.99 ea
8945 1964 LH	Impala 4 door sedan	130.99 ea
8940 1964 RH	Bel Air	125.99 ea
8940 1964 RH	Impala 4 door sedan	125.99 ea

<b>Bel Air</b>		
<b>Front Door and Rear Quarter</b>		
8560 1959 LH	Bel Air 2 door sedan	326.99 ea
8555 1959 RH	Bel Air 2 door sedan	276.99 ea
8630 1960 LH	Bel Air 2 door sedan	326.99 ea
8625 1960 RH	Bel Air 2 door sedan	326.99 ea
8620 1960 LH	Bel Air sport coupe	340.99 ea
8615 1960 RH	Bel Air sport coupe	326.99 ea

<b>Rear Door - Only</b>		
8945 1961 LH	Bel Air 4 door sedan	130.99 ea
8940 1961 RH	Bel Air 4 door sedan	125.99 ea
8945 1961 LH	Impala 4 door sedan	130.99 ea
8940 1961 RH	Impala 4 door sedan	125.99 ea
8945 1962 LH	Bel Air 4 door sedan	130.99 ea
8940 1962 RH	Bel Air 4 door sedan	125.99 ea
8945 1963 LH	Bel Air 4 door sedan	130.99 ea
8940 1963 RH	Bel Air 4 door sedan	125.99 ea

<b>Quarter Window - Only</b>		
6628 1962 LH	Bel Air 2 dr sedan	130.99 ea
6615 1962 RH	Bel Air 2 dr sedan	125.99 ea
6620 1961 LH	Bel Air 2 dr sedan	130.99 ea
6615 1961 RH	Bel Air 2 dr sedan	125.99 ea
6620 1964 LH	Bel Air 2 dr sedan	130.99 ea
6615 1964 RH	Bel Air 2 dr sedan	125.99 ea
8045 1965 LHRH	all exc. convertible	201.99 ea
8085 1965 LHRH	Bel Air 2 dr sedan	176.99 ea
8045 1966 LHRH	all exc. convertible	201.99 ea
8045 1967 LHRH	all exc. convertible	201.99 ea

<b>Rear Door - Only</b>		
8940 1962 LH	Bel Air 4 door sedan	130.99 ea
8940 1962 RH	Bel Air 4 door sedan	125.99 ea
8945 1962 LH	Impala 4 door sedan	130.99 ea
8940 1962 RH	Impala 4 door sedan	125.99 ea
8945 1964 LH	Bel Air 4 door sedan	130.99 ea
8940 1964 RH	Bel Air 4 door sedan	125.99 ea
8945 1964 LH	Impala 4 door sedan	130.99 ea
8940 1964 RH	Impala 4 door sedan	125.99 ea


<b>Front Left and Right Door</b>		
9045 1963 LHRH	all	289.99 pr
9045 1964 LHRH	all	289.99 pr

<b>Kingswood/Parkwood</b>		
<b>Front and Rear Door</b>		
8610A 1959 LH	Kingswood wagon	326.99 ea
31200 1959 RH	Kingswood wagon	276.99 ea
8610A 1959 LH	Parkwood wagon	326.99 ea
31200 1959 RH	Parkwood wagon	276.99 ea
8610A 1960 LH	Kingswood wagon	326.99 ea
8605 1960 RH	Kingswood wagon	326.99 ea
8610A 1960 LH	Parkwood wagon	326.99 ea
8605 1960 RH	Parkwood wagon	326.99 ea

<b>Front Door - Only</b>		
8765 1961 LHRH	all	289.99 pr

<b>Nomad</b>		
<b>Front and Rear Door</b>		
8610A 1960 LH	Nomad wagon	326.99 ea
8605 1960 RH	Nomad wagon	326.99 ea

<b>Front Door - Only</b>		
8765 1961 LHRH	all	289.99 pr



## 1961-72 Full Size Power Window/Door Lock Switch Pigtail

This pigtail will help to restore your power windows/door locks back to factory condition as well as maintaining originality. Pigtails are sold individually and are designed for use with single-switch power window 1967-72 single switch pigtail 24.99 ea



## 1958-75 Power Window Motor Adapter

This harness adapts the "T" shaped motor connector to side by side blade type motor connector.

36954 1958-75 all models 20.99 ea



## 1958 Power Window and Seat Harness

Reproduction power window and seat harnesses for 1958 models. The listing below shows models and options required for each harness.

CF81752 1958	Bel Air 2 door	565.99 ea
CF81755 1958	Bel Air 4 door sedan	565.99 ea
CF81753 1958	Bel Air sport sedan	565.99 ea
CF81752 1958	Biscayne 2 door	565.99 ea
CF81755 1958	Biscayne 4 door sedan	565.99 ea
CF81757 1958	Brookwood 4 dr wgn	565.99 ea
CF81756 1958	Impala convertible	565.99 ea
CF81754 1958	Impala sport coupe	565.99 ea
CF81757 1958	Nomad 4 door wagon	565.99 ea

BATTERIES & WIRING

# Power Window Components



### These Easy-to-Install Sets Include:

- Window Regulators
- Motors
- Wire Harness
- Conduits
- Correct Switches
- Instructions

## 1958-59 Power Window Set

Tired of rolling your windows up and down by hand? Just when you thought you would never find all of the necessary components, Classic Industries® has the solution to that problem. A power window set for your 1958-59 full size model.

A5802	1958	hardtop	1068.99 set
A5801	1958	convertible	1068.99 set
A5902	1959	hardtop	968.99 set
A5901	1959	convertible	968.99 set



BWK102



SWK100

## 1961-64 Power Window Set

Just when you thought you would never find all of the necessary components to install power windows in your classic full size Chevrolet. We offer direct bolt-in sets to install power windows in 1961-64 full size Chevrolet models. These sets include the window regulators, motors, and hardware for installation. In addition you'll need to purchase a switch set which includes the switches, and harnesses listed below to complete the installation. Stop wearing your arm out every time you need some air. Install power windows in your classic today!

### Regulator/Motor Sets - 2 Door

BWK100	1961-64	front sedan	366.99 set
BWK101	1961-64	front hdtp/conv	366.99 set
BWK102	1962-64	rear hardtop	366.99 set

### Switch and Harness Sets

One 2 Button and One 1 Button		
SWK100	1961-64 2 switch	137.99 set
One 4 Button and Three 1 Button		
SWK101	1961-64 4 switch	208.99 set



## Billet Power Window Wiring Set

Universal polished billet aluminum power window systems for 1, 2, or 4 switches. Billet switches include "Plug and Play" harness and rear illumination. Great for center console installations, one switch controls each window. Switches can be mounted directly over the crank hole, no additional holes necessary. GM style switches give you ride that original factory look.

*Note: These window switches are not designed to replace the OE style switches. Modifications required to do panels and wiring for correct integration when installing. Sets include mounting retainers for the switches.*

SWK105	1 window	52.99 set
SWK102	2 window	188.99 set
SWK104	4 window quad	307.99 set
SWK103	4 window	376.99 set



## Power Window Conversion Set

Enjoy the convenience of power windows in your classic vehicle. Switch panels can be mounted most anywhere. Includes: motors, drive mechanism, mounting hardware, instructions, and a 1-year manufacturer's warranty.


2 Window Switch/Wiring Sets		
PW52	black	67.99 set
4 Window Switch/Wiring Sets		
PW53	chrome	208.99 set
PW54	black	198.99 set



## 1958-72 Cable Drive Power Window Set

These are unique power window sets that utilize a cable to operate the lifter instead of the OE regulator type. This universal compact design will work on most models with either flat or curved glass. Features one black two way switch and one single switch. Includes all necessary wire and instructions. Sets do both doors. Glass not included.

14785	1958-64	flat door glass	299.99 set
14786	1965-72	curved door glass	324.99 set



## 1960-86 Power Window Motor

Classic Industries® offers remanufactured or new window lift motors to give you the best quality, price, and largest selection available.

### OE's Authorized Window Motors

999678	1960-72	RH front or rear	99.99 ea
999680	1960-72	LH front or rear	99.99 ea
999678	1971-76	tailgate window	99.99 ea
999678	1973-75	RH front or rear - 2 dr	99.99 ea
999678	1973-75	LH front - 4 door	99.99 ea
999678	1973-75	RH rear - 4 door	99.99 ea
999680	1973-76	LH rear	99.99 ea
999680	1973-76	LH front 2 door	99.99 ea
999680	1973-76	RH front 4 door	99.99 ea
999680	1973-76	LH rear	99.99 ea
999678	1976	RH front or rear - 2 dr	99.99 ea
999678	1976	LH front - 4 door	99.99 ea
999678	1976	RH rear - 4 door	99.99 ea

### Remanufactured Window Motors


W106	1977-79	RH front or rear	99.99 ea
W142	1991-96	LH front	36.99 ea
W141	1991-96	RH front	36.99 ea
W129	1991-96	LH rear	42.99 ea
W128	1991-96	RH rear	36.99 ea

### Brand New Window Motor

82144	1980-90	LH front or rear	24.99 ea
82144	1980-90	RH front or rear	24.99 ea

### Gear for Window Motor

W300	1960-80	46 spline/12 tooth gear	42.99 ea
------	---------	-------------------------	----------



## 1959-64 Power Vent Window Set

Just when you thought you would never find all of the necessary components, Classic Industries® has the solution to that problem. A power vent window set for your 1959-64 full size model. This easy-to-install set includes vent window regulators, motors, wire harness, correct switches and instructions.

A5900	1959-64		422.99 set
-------	---------	--	------------

# Power Trunk & Components



## Power Trunk Lock Conversion

This set is designed to convert your vehicles manual trunk release to power release. A great addition when installing power door locks or a keyless entry system. Includes: actuator, push button, brackets, and wiring.  
PTL1001 trunk conversion..... 39.99 set

*Classic Keyless*



## 1959-72 Power Trunk Release System

The Classic Keyless system is a complete do-it-yourself kit designed specifically to fit your vehicle. In this power trunk release kit you will receive: 1 power trunk latch, 1 manual push button, wire and wire loom, full color step by step instruction manual, trimming template, and all necessary hardware. Includes everything you will need to install a factory style power trunk release system in your vehicle.

1400001 1959-72..... 189.99 set

**New!**



## 1964-72 Firewall Relay Cover

Reproduction rubber firewall relay cover for 1964-72 full size models. This cover is for convertible models or for vehicles equipped with power accessories like, power windows, power seat, or cruise control.

FI2360 1964-72..... 13.99 ea



## 1967-78 Power Window Relay

OER® power option relay for 1967-78 Chevrolet models. This relay is used for power windows and power tailgates.

4540898 1967-78 Chevrolet..... 22.99 ea



## 1959 Power Option Relay

This highly sought after and rare power options relay was offered in 1959 full size vehicles to perform functions including power window and seat relay.

1116895 1959 relay..... 95.99 ea

**OER AUTHORIZED**



## 1958-66 Power Window Relay

Reproduction of the multi-purpose relay designed for various 1958-66 full size models. Replaces OE #1116920 or 7428426.

*Note: This replacement part may differ cosmetically from the original, but will fit and function properly.*

HR614 1958-66..... 14.99 ea



## 1965-66 Body Wiring Circuit Breaker

Reproduction 30 or 40 amp circuit breaker for 1965-71 full size models. Used for many applications that require a 30 amp circuit breaker including power seats, power windows, power door locks, power convertible tops, and the body wire harness extension.

4849847 1965-71 30 amp..... 21.99 ea  
4849850 1965-66 40 amp..... 20.99 ea



## 1977-90 Door Lock Actuator

Reproduction door lock actuator assembly without mounting bracket for various GM models. Will replace burned out originals and give years of lasting service. Can reuse original mounting bracket. Sold individually.

**Without Mounting Brackets**  
22020256 1977-90 LH or RH..... 30.99 ea

**With Mounting Brackets**  
22020256L 1977-90 LH..... 39.99 ea

22020256R 1977-90 RH..... 39.99 ea



## Alarm and Remote Start Upgrades for Keyless Entry System

Universal add on alarm from Electric-Life. These alarms can be integrated with your current keyless entry system to create a full vehicle security system. The built-in lock/unlock outputs can be tied directly into the keyless entry system on nearly any vehicle. This is a great option for vehicles already equipped with a factory or aftermarket remote entry system.

EL95715 add-on alarm..... 92.99 ea

EL95720 add-on remote start..... 126.99 ea



## Remote Keyless Entry System

Remote keyless entry system from Electric Life. This system features two 4 button remote transmitters with designated lock and unlock buttons, and auxiliary channels for trunk release, power windows, remote start, or a multitude of other options. These systems will integrate with any vehicle equipped with factory or aftermarket power door locks.

EL95121 add-on alarm..... 85.99 ea



## Accessory Colored Wire

Create custom wiring harnesses yourself, to your own particular specifications! Coils of 12, 14, 16, and 18 gauge wire in 25 foot increments are available for installers to make wiring their power accessories much easier than ever before. This wiring is well marked for location source, featuring the clearest wire printing in the industry.

**12 Gauge Wire x 25' Coil**  
500809 yellow power window .... 20.99 ea  
500810 red power locks..... 20.99 ea  
500815 orange power seats ..... 20.99 ea  
500820 brown heat and AC feed..... 14.99 ea

**14 Gauge Wire x 25' Coil**  
500811 orange alarm feed..... 12.99 ea  
500814 pink door solenoid..... 13.99 ea  
500821 tan fuel pump..... 18.99 ea  
500830 black ground..... 18.99 ea

**16 Gauge Wire x 25' Coil**  
500819 tan radio..... 11.99 ea

**18 Gauge Wire x 25' Coil**  
500816 pink back-up feed..... 19.99 ea  
500822 lt. green back-up..... 16.99 ea  
500823 tan electric choke..... 16.99 ea  
500829 black ground..... 16.99 ea

N BATTERIES & WIRING

# Universal Wiring

New!

PAINLESS



30107



30108

## Relay Block Set



Relay banks are ideal for powering accessories such as fuel pumps, water pumps, throttle stops, electric cooling fans, nitrous solenoids, etc. and for keeping the relays in a centralized location.

### 3 Pack Relay Block

Includes: three 40 amp SPST relays, relay bases with wire harness, one 50 amp circuit breaker, crimp-on terminals, and mounting hardware.

30107 ..... 74.99 set

### 6 Pack Relay Block

Includes: six 40 amp SPST relays, relay bases with wire harness, two 50 amp circuit breakers, crimp-on terminals, and mounting hardware.

30108 ..... 144.99 set

PAINLESS



30001

30003

## 14 and 20 Circuit Universal Fuse Block



Use these 14 or 20 circuit OEM style pre-wired fuse blocks to replace your existing fuse block or as a starting point for custom wiring. All you have to do is terminate your circuit wire and attach it to the fuse block. Pre-wired and labeled for the following circuits: Air conditioning/heat, gauges/dash instruments, brake lamps, headlamps, coil, horn, dome lamp, radio, electric fan, turn signals, emergency flashers, wipers, and alternator. The 20 circuit fuse block also includes circuits for power windows, door locks and other optional accessories. Kits include: mounting bracket, fuses, flashers, horn relay, terminals, and full instructions.

**Important:** No wire included with these kits.

30001 14 circuit ..... 149.99 ea  
30003 20 circuit ..... 224.99 ea



## Fuse Block Screws



Replacement fuse block screws used on various GM vehicles. Black phosphate with wax sealer.

B11093K #10-16 x 2-1/2" ..... 3.99 pr

New!

PAINLESS



70201

## Auxiliary Fuse Block



The CirKit Boss is the first circuit isolator system available with both constant and ignition hot circuits. Sets include in-line circuit breaker, relay, relay/fuse block base with pre-terminated, mounting hardware, and terminals. It protects your OEM warranty and is easy-to-install. The 3 circuit features one 30 amp constant hot and two 20 amp ignition hot circuits. The 7 circuit features two 40 amp SPST relays and two 40 amp circuit breakers.

70201 3 circuit ..... 83.99 ea  
70119 7 circuit ..... 96.99 ea

PAINLESS



70103

## Circuit Add-on Isolator



The circuit add-on isolator provides a solution when additional circuits are needed, or accessory equipment requires ignition hot and constant hot capabilities. This is the only add on fuse center available with ignition hot capabilities. Now available in three or seven circuit models depending on your application.

70113 3 circuit - 40 amp breaker .... 67.99 ea  
70103 3 circuit - 50 amp breaker ..... 67.99 ea  
70107 7 circuit ..... 80.99 ea

New!

PAINLESS



70207



70217

## Weatherproof Circuit Add-on Isolator



The safe way to add electrical accessories to any vehicle is with a Painless Performance CirKit Boss. The CirKit Boss is the first circuit isolator system available with both constant and ignition hot circuits. The Isolator 7 kits include in-line circuit breaker, relay, relay/fuse block base with pre-terminated, mounting hardware, and terminals. The CirKit Boss protects your OEM warranty and is easy-to-install.

70207 4 ignition hot ..... 95.99 ea  
70217 7 ignition hot ..... 110.99 ea

PAINLESS



## Add Fused Circuits with the CirKit Boss!

Add electrical accessories the safe way with a CirKit Boss! This set allows you to add three fused circuits to your existing fuse block. Simply mount the fuse block and relay, route the 10 gauge wire to the battery, route the ignition wire, then route the accessory circuits. Main power wire is 8 feet long from fuse block. Each accessory circuit has 8 feet of wire length from fuse block. Includes: one 70 amp SPST relay, relay base/fuse block with harness, crimp-on terminals, and mounting hardware.

70114 3 circuit ..... 90.99 set

New!

PAINLESS



## Modular Blank Fuse Block



Painless Performance modular blank fuse block can be used on any vehicle where additional circuits are needed. The 4 circuit ATO fuse center works great for in-line wiring applications, such as trailer wiring or when adding vehicle accessories. Includes a 4 circuit fuse center that is comprised of black injection molded plastic and eight metal, electricity conducting connectors.

30002 blank ..... 7.99 ea

New!

PAINLESS



W30110

W31015

## Fuse Block Add-On



Painless Performance wiring fuse blocks for 4 or 8 circuit add-ons is a universal fit. These components include the fuse block and the terminals.

W30110 4 way ..... 12.99 ea  
W31015 8 way ..... 21.99 ea



244001

## Light Up Smart Fuses



These are blade style "Smart" fuses that light up when the circuit overloads and the fuse breaks. The 5 piece set contains: one 10 amp, one 15 amp, one 20 amp, one 25 amp, and one 30 amp fuse. The 10 piece set contains 2 each of the fuses listed above.

244001 ATO 5 pack ..... 11.99 set  
24031 ATO 10 pack ..... 21.99 set  
24103 mini 10 pack ..... 21.99 set

# Universal Wiring



## Fuse Tap/Fuse Holder

You can now add circuits without cutting or splicing into your wire harness with this Tap-a-Circuit fuse holder. These will work with ATO and mini blade style fuses. This is a fast and easy way to add additional accessories such as CD players, car phones, radar detectors, 2 way radios and more.

Note: Accessory must not exceed 10 amp.

14490 for ATO fuses.....	4.99 ea
14491 for mini fuses.....	4.99 ea

RON FRANCIS  
The Restorers Choice



TF900629

## Remote Battery Disconnect

With this setup, one click of the key fob completely shuts down your vehicle's entire electrical system. It's accomplished by routing your main battery cable through a remote cutoff solenoid that you've stashed in a place inaccessible to a thief. For even more security, the 4 channel "Safe-n-Sound" system not only shuts off all power from the battery, but will also control 3 other items, like closing the windows, triggering the power door locks, and interrupting electrical power to the fuel pump, all separate from the main battery cutoff. The 4 channel package can handle up to 30 amps worth of electrical equipment.

TF900629 single channel.....	194.99 ea
TF900628 4 channel.....	265.99 ea

PAINLESS



30204

## Remote Master Disconnect

We offer two Master Disconnect sets with 250 amp continuous duty solenoids designed for use with high amperage alternators. Remote master disconnect set 30204 uses a small toggle switch to activate the solenoid. This switch can be hidden anywhere in the vehicle as a theft deterrent. Master disconnect with emergency push button is perfect for drag race applications as it allows you to install a large emergency push button in easy reach if you need to shut down your vehicle's electrical system in a hurry. Remote master disconnect with mechanical latching solenoid is ideal for everyday vehicle applications and is a simple and effective anti-theft deterrent. It uses a 110 amp continuous duty solenoid which is activated by an easy to hide momentary push button.

30204 standard.....	94.99 set
30206 w/mechanical latching solenoid.....	119.99 set



40102

PAINLESS



40103

### Sets Include:

- Solenoid
- Toggle switch
- Pre-terminated wire
- Connectors
- Fuse holder and fuse
- Mounting hardware




USA

## 250 Amp Dual Battery Control System

Includes a 3 position switch to control the second battery through the operation of the solenoid. Switch position 1 isolates the second battery. Position 2 connects the battery while the ignition is on. Position 3 connects the second battery at all times. When you need protection from the harsh conditions, the weatherproof set provides complete protection from the elements to ensure reliable and dependable performance.

40102 standard.....	149.99 ea
40103 weatherproof.....	159.99 ea

PAINLESS



USA

## Electrical System Surge Protector

Voltage spikes can cause damage to various components in your vehicle's electrical system. This easy-to-install device clips the spikes at 14.5 Volts to protect sensitive electrical accessories. Installs between positive and negative battery terminals. Made in USA.

40030 surge protector.....	9.99 ea
----------------------------	---------

New!



## High Output Alternator Wire

For alternators that produce up to 100amps, this add-on kit provides heavier gauge wiring with connectors to complete the high output alternator installation process quickly, easily, and safely.

30709 universal.....	19.99 ea
----------------------	----------

PAINLESS



PAINLESS

## High Amp Alternator Set

Painless Performance high amp alternator wiring set. This includes high amp inline fuse with protected fuse holder, all necessary ring terminals, heat shrink, and a detailed set of diagrams and step by step instructions to provide a professional installation. Works with 140-190 amp alternators.

A30700 high amp.....	52.99 set
----------------------	-----------

PAINLESS



## High Amp Alternator Shutdown Relay Set

This set, complete with 250 amp solenoid, will effectively handle alternator feedback of the highest amperage alternators. Eliminates engine run-on when the master disconnect is turned off.

50105 alternator shutdown.....	116.99 set
--------------------------------	------------



## Relay Puller Pliers

Pliers for removing electrical relays on most domestic and import vehicles. Offset handle and thin tips allow access to relays in confined areas. Specially designed tips are angled to fit slots or edge of relay cover.

46950 pliers.....	16.99 ea
-------------------	----------



## Wire Crimping Tool

Needed for F-type terminals included in Classic Update and universal harnesses. Wire sizes ranging from 10 gauge to 18 gauge, or terminals requiring a 2 wire connection.

CA510586 wire crimping.....	93.99 ea
-----------------------------	----------



## Electrical Connector Separator

Quickly disconnect multi-wire and weatherpack style connectors without damage to the wires or connector.

Y13120 separator tool.....	7.99 ea
----------------------------	---------

# Universal Wiring

New!

AMERICAN  
AUTOMOTIVE



510919

## Universal Rocker Switch Panel

This switch panel will easily integrate with 4, 6, or 8 way wiring bank for a simple solution to all your switching needs. Fully assembled in a .090" brushed aluminum mounting panel with 48" of GXL wire and a simple plug and play connection for one of the corresponding relay banks. Switches have a red indicator light when in use, and are setup to switch power to the supporting relay.

510919	universal	4 position	109.99	ea
510921	universal	6 position	139.99	ea
510923	universal	8 position	194.99	ea

New!

AMERICAN  
AUTOMOTIVE

## Universal Banked Relay Panel

Banked relay system comes fully assembled, and uses the same 6 gauge bus bars and non-conductive G10 composite base plate. Includes 48" of tough GXL wire to ensure years of reliable service. Relays can be individually configured for ground or 12 Volt operation to support a wide variety of equipment and needs. With wiring, neatness counts. Fuses, 30 amp relays, color-coordinated labels and detailed installation instructions are included.

510920	universal	4 relays	248.99	ea
510922	universal	6 relays	378.99	ea
510924	universal	8 relays	448.99	ea



PAINTLESS

## Park/Neutral Relay Set

This set uses the stock neutral safety switch to also provide for ECM park/neutral ground signal needed when installing factory style fuel injection into older vehicles. For use with any aftermarket shifter or column mounted neutral safety switch.

60122	park/neutral relay	37.99	set
-------	--------------------	-------	-----

New!

RON FRANCIS



## Timed Cooling System Shutdown

Timed cooling system shutdown features adjustable relays that keep power to the cooling fan and electric water pump (if equipped) when the key is shut off. This reduces the block temperature as much as possible without the risk of killing the battery. This is a timed circuit and does not use a thermostat or other control to operate.

*Note: Not compatible with probe style fan sensor controls that mount on the radiator or radiator support.*

TF900632	1962-79	172.99	ea
----------	---------	--------	----



PAINTLESS

30131

## Universal Fuel Pump Relay Set

A relay will prevent voltage drops at the pump thus maintaining constant fuel pump pressure, and will prevent fuel pump amperage overloads from damaging the electrical system. It's a good idea to relay your fuel pump for the street and a must when you're racing. Choose from a regular fuel pump relay or a weatherproof fuel pump relay which is perfect for the harsh weather conditions, this relay set provides complete protection from the elements and ensure reliable and dependable performance. These sets utilize heavy-duty waterproof relays, weatherproof circuit breaker covers, and extreme condition weatherproof shrinkable crimp-on terminals.

50102	standard	31.99	set
30131	weatherproof	47.99	set

PAINTLESS



## Auxiliary Lamp Relay Set

Install extra driving or fog lamps easily and properly with our auxiliary lamp relay set. Switch can be wired to turn lights on per state law requirements: low beams and auxiliary lamps, high beams and auxiliary lamps, auxiliary lamp operation only. Complete set includes: lighted switch, wiring harness, 30 amp relay, and terminals.

30803	auxiliary lamp relay	76.99	set
-------	----------------------	-------	-----

PAINTLESS



## Universal Integrated Turn Signal Set

A common problem faced by rodders and kit car builders is where to mount turn signals since many aftermarket steering columns are not designed to accommodate the necessary wiring and switches. Problem solved, with this new integrated turn signal set from Paintless. The toggle switches for both turn signals and flashers can be mounted anywhere. Because the set is designed to be an integrated system, turn signals will work in conjunction with brake lamps.


30120	turn signal set	111.99	set
-------	-----------------	--------	-----

## Brake Lamp Relay

PAINTLESS

When upgrading taillamps to the new high wattage Halogens, always use a relay. The Paintless set gives you everything you need to protect your wiring and switches.

30105	brake lamp relay	22.99	ea
-------	------------------	-------	----



AL700102

AL700113

unlit

white

orange

red

yellow

green

blue

## AutoLoc Billet Toggle Switch

These stunningly smooth billet switches, with either Daytona or Retro style bezels, are perfect for power windows, power door locks, headlights, or anything that uses a momentary switch. For an added custom touch, choose from a variety of alluring colors. Switches are 22mm wide by 54mm long by 41mm deep.

### Daytona Style Switches

AL700101	non-illuminated	61.99	ea
AL700102	white LED	71.99	ea
AL700103	red LED	71.99	ea
AL700104	orange LED	71.99	ea
AL700105	yellow LED	71.99	ea
AL700106	green LED	71.99	ea
AL700107	blue LED	71.99	ea

### Retro Style Switches

AL700111	non-illuminated	61.99	ea
AL700112	white LED	71.99	ea
AL700113	red LED	71.99	ea
AL700114	orange LED	71.99	ea
AL700115	yellow LED	71.99	ea
AL700116	green LED	71.99	ea
AL700117	blue LED	71.99	ea

New!



CB54801

CB54831

CB54812

## Billet Toggle Switch

High class, high style Ringbrothers ON/OFF or momentary toggle switches feature a super smooth, machined finish manufactured from billet aluminum. Available in black anodized, red anodized, or natural.

### ON/OFF Toggle

CB54801	natural	69.99	ea
CB54802	black anodized	69.99	ea
CB54803	red anodized	69.99	ea

### ON/OFF Rocker

CB54831	natural	69.99	ea
CB54832	black anodized	69.99	ea

### Momentary Toggle

CB54811	natural	69.99	ea
CB54812	black anodized	69.99	ea
CB54813	red anodized	69.99	ea

### Momentary Rocker

CB54821	natural	69.99	ea
CB54822	black anodized	69.99	ea

# Wiring Accessories



## Easy Loom Split Wire Sleeve

DEI Easy Loom is the answer to those ugly plastic stock wire looms. These split loom sleeves from DEI offer a clean, classy way to protect exposed wires, cables, and hoses. They are easy-to-install and resistant to abrasion, chemicals, and the elements. Available in 8 different diameters and include a 2 foot roll of silicone tape to seal the ends.

Individual Rolls			
DEI010650	3/16"	20 foot roll.....	18.99 ea
DEI010651	5/16"	20 foot roll.....	19.99 ea
DEI010652	3/8"	20 foot roll.....	22.99 ea
DEI010653	1/2"	12 foot roll.....	19.99 ea
DEI010654	5/8"	12 foot roll.....	18.99 ea
DEI010655	3/4"	10 foot roll.....	24.99 ea
DEI010656	1"	10 foot roll.....	26.99 ea
DEI010657	1-1/2"	6 foot roll.....	23.99 ea

**Easy Loom Master Set**  
DEI010663 master set ..... 105.99 set



## Thermo-Flex Hose and Wiring Covering

The combination of aluminum, silica, and stainless steel is combined to produce a sleeve that is flexible lightweight and strong. The aluminum-silica combination can be slit for applications such as wire looms or hose covering, without disconnecting the ends of the wire or hoses. Thermo-Flex aluminum sleeve can withstand extreme temperatures up to 750 degrees F.

Natural Finish			
TT1105	5/8" x 3'		13.99 ea
TT1106	5/8" x 10'		48.99 ea
TT1107	3/4" x 3'		15.99 ea
TT1108	3/4" x 10'		56.99 ea
TT109	1" x 3'		18.99 ea
TT1110	1" x 10'		69.99 ea
TT1111	1-1/4" x 3'		20.99 ea
TT1112	1-1/4" x 10'		72.99 ea
TT1113	1-1/2" x 3'		24.99 ea
TT1114	1-1/2" x 10'		82.99 ea
TT1115	3" x 3'		37.99 ea
TT1116	3" x 10'		122.99 ea

Black Finish			
TT1117	5/8" x 3'		16.99 ea
TT1118	3/4" x 3'		17.99 ea
TT1119	1" x 3'		22.99 ea

## Semi-Rigid Wrappable Split Braided Tube

Clean up and protect any wiring harness with this black braided wire wrap. The semi-rigid tube opens along a lateral split to accommodate a variety of harness configurations, then simply closes without any need for fasteners. A 25% overlap ensures complete coverage. Retains shape and rigidity from -94 degrees to 257 degrees F. For 18-14 gauge wire.

71901	1/8" diameter 25 ft length.....	11.99 ea
71902	1/4" diameter 20 ft length.....	14.99 ea
71903	3/8" diameter 15 ft length.....	15.99 ea
71904	1/2" diameter 10 ft length.....	15.99 ea
71905	3/4" diameter 8 ft length.....	16.99 ea
71906	1" diameter 8 ft length.....	18.99 ea
71907	1-1/4" diameter 4 ft length.....	17.99 ea
71908	1-1/2" diameter 4 ft length.....	17.99 ea
71909	2" diameter 4 ft length.....	18.99 ea

## Express Sleeve

Express sleeving is a combination of a high temperature insulation material and a highly reflective Mylar foil with a Velcro closure. The sleeving is designed to simply and effectively protect wire, hoses, and cables from harmful effects of radiant heat. Just pull apart the Velcro, wrap around the wire, and re-close the sleeve. Express Sleeves reflect over 90% of radiant heat bursts up to 2000 degrees F, and can easily withstand direct temperatures up to 750 degrees F.

1/2" - 1" Diameter			
TT1125	3' length.....	25.99 ea	
TT1127	12' length.....	98.99 ea	
TT1126	50' length.....	424.99 ea	

1" - 1-1/2" Diameter			
TT1128	3' length.....	27.99 ea	
TT1130	12' length.....	118.99 ea	
TT1129	50' length.....	494.99 ea	


## Shrinkflex



## Fabric Heat Shrink Tubing

Shrinkflex fabric tubing is the only product of its kind. The unique weave of poly olefin and polyester easily installs over wiring harness bundles, connectors and splices, as well as rubber hoses and plastic pipes. When heated to 176 degrees, it shrinks to 1/2 the original diameter while remaining flexible, even at high temperatures!

HT179301	1/2" x 12'.....	19.99 ea
HT179302	3/4" x 10'.....	19.99 ea
HT179303	1-3/16" x 8'.....	19.99 ea
HT179304	1-1/2" x 6'.....	19.99 ea
HT179305	2" x 6'.....	19.99 ea
HT179306	2-3/8" x 6'.....	19.99 ea
HT179307	2-3/4" x 6'.....	23.99 ea



## X-Treme Tape

X-Treme Tape was developed for the military and has some very unusual properties. The silicone based tape will stick only to itself, and only when placed under tension. Once wrapped around an object, it forms a non-conductive, air and watertight, insulating seal that remains flexible within a temperature range of -60 degrees to 500 degrees F. Insulates to 8000 Volts. Stretches to 3X's its length. Conforms to irregular shapes. When wrapped upon itself, it bonds together immediately and becomes completely fused after 24 hours at room temperature.

XT100	black 10'.....	6.99 ea
XT101	red 10'.....	6.99 ea
XT102	gray 10'.....	6.99 ea
XT103	white 10'.....	6.99 ea



## Wiring Harness Tape

If you want an OEM quality and appearance, this specially manufactured black vinyl or cloth tape is what you need! This tape will allow you to rewrap your existing harness or replace tape which may have been removed.

K0067	1-1/4" x 100' vinyl - non-stick.....	11.99 ea
CA4857	1-1/4" x 100' cloth - sticky.....	20.99 ea



## Multi-Purpose Quiet Tape

HushMat Quiet Tape is designed to prevent nuisance rattles by securing loose wires and cables. Strong adhesive adheres to virtually any surface!

QOT1	1" x 20' roll.....	22.99 set
------	--------------------	-----------

## Firewall Wire/Tubing Boot

Firewall Rubber Boot Seal from JJ's Rods. Features a highly polished 304 stainless steel bezel and hardware and a flexible rubber boot that can accommodate wiring or tubing from 5/16" to 1" in diameter. This boot cleans up the appearance of your firewall and seals out unwanted heat, noise, and fumes from your engine compartment.

JJ005	universal.....	39.99 ea
-------	----------------	----------

## Vintage Style Firewall Wire Port

Vintage style wire port allows you to pass wiring through the firewall and adds to classic look. Cast finished cover conceals a bushing and back plate that will handle up to a 3/4" bundle of wires. Measures: 2-7/8" round, 1-7/8" tall.

A5700241	wire port.....	78.99 ea
----------	----------------	----------

## 1965-71 Junction Block

An essential part of your auto wiring system, this junction block serves as a connector to tie in your wiring harnesses to the wire lead from your positive battery cable. For 1965-71 full size models.

3882795	1965-71.....	6.99 ea
---------	--------------	---------



## Universal Junction Block

The junction block with two 10 gauge posts is the perfect way to attach large gauge wire connections.

80112	universal.....	12.99 ea
-------	----------------	----------



# Wiring Accessories



E322 E321 1253527

## Wiring Harness J-Strap Retainer Clip

Correct style wiring harness J-strap retaining clip used on various GM vehicles.

E322	1-1/2"	3.99 ea
E321	2"	3.99 ea
1253527	2-7/8"	12.99 ea



500548

## Core Support Connector and Grommet Set

Ever need to pass wires through a panel with no secure way to do it? We offer the proven disconnect system which can make this much easier whenever you need to gain access or troubleshoot a problem.

500548	4 wire	19.99 set
500564	6 wire	19.99 set
500547	8 wire	18.99 set
500566	9 wire	24.99 set

**NEW AUTHORIZED**

## 1958 Radiator Core Support

### Wiring Grommet

Reproduction radiator core grommet for 1958 Chevrolet full size models. This grommet is used to guide the wiring harness through the radiator core support and installs in the driver side of the core support panel.

TF300219	1958 full size	6.99 ea
----------	----------------	---------

## 1958-60 Wiring Grommet

Reproduction wiring grommet for 1958-60 models. Used to guide the wire harness through the firewall and through the radiator support.

W1027	1958-60	15.99 ea
-------	---------	----------



500183

500185

500186


500180

## Universal Wire Grommet

Sometimes you are forced to punch a hole in your firewall to get additional wires into the engine compartment, but that hole you cut is sharp and can potentially sever wires. To help prevent this, install one of these universal wire grommets. In addition to the added protection, these grommets also give the hole in the firewall a cleaner appearance.

**Note:** \*Can be drilled out up to a 1/4" opening.

500179	1/2" o.d.	16 gauge i.d.	5.99 ea
500181*	3/4" o.d.	no opening	5.99 ea
500182	7/8" o.d.	7/16" i.d.	5.99 ea
500183	1" o.d.	16 gauge i.d.	5.99 ea
500185	1-1/4" o.d.	7/32" i.d.	10.99 ea
500186	1-1/2" o.d.	15/32" i.d.	5.99 ea
500187	1-3/4" o.d.	7/16" i.d.	11.99 ea
500180	3/4" o.d.	12 gauge i.d.	6.99 ea



TF300249

TF400507

## 4 Hole Wiring Harness Grommet

Reproduction 4 hole wiring harness firewall grommet for various models. The wiring harness and speedometer cable run through this grommet to the engine compartment.

TF300249	1-5/8" o.d.	fits a 1-1/4" hole	4.69 ea
TF400507	1-3/8" o.d.	fits a 1" hole	2.99 ea



24 piece accessory connector set

## Accessory Connector Pack

Add power accessories without cutting or splicing. This 24 piece connector set includes a variety of power tap and connector types to connect any power accessory. Includes: 2 taps for ATO fuse blocks, 2 taps for ATM mini fuse blocks, 2 taps for AGS fuses, 2 taps for chassis or post battery, 2 taps for chassis or side terminal battery, 4 red terminals for 18-22 gauge wire, 4 blue terminals for 14-16 gauge wire, 2 yellow terminals for 10-12 gauge wire, 2 top post accessory bolts, and 2 side terminal accessory bolts.

W30095	connector set	24 piece	21.99 set
--------	---------------	----------	-----------



WC500104

WC500112

## Universal Wire Connector Plastic End

OE style connectors for various wiring applications.

### Female Connectors

WC500101	flat 2 way	6.99 ea
WC500102	2 way	5.99 ea
WC500103	1 way	5.99 ea
WC500104	3 way	6.99 ea
WC500105	2 way sealed beam	6.99 ea
WC500106	3 way sealed beam	6.99 ea
WC500107	2 way GM external alternator	5.99 ea
WC500108	2 way GM integral alternator	6.99 ea
WC500109	4 way GM external regulator	6.99 ea
WC500110	1 way GM HEI ignition	5.99 ea
WC500111	1 way GM HEI tachometer	5.99 ea

### Male Connectors

WC500112	2 way (mate to WC500107)	5.99 ea
WC500113	2 way (mate to WC500108)	6.99 ea



WC500114

WC500115

## Universal Metal Blades & Connectors

Universal metal blades and connectors for various wiring applications. Each set includes 10 pieces.

### 56 Series Connectors

WC500114	4 female, 250 terminal	6.99 set
WC500115	male, 250 blade	7.99 set

### 59 Series Connectors

WC500116	female, 320 terminal	7.99 set
----------	----------------------	----------



## 1958 Wire Harness Strap

Reproduction tie was originally used under the dash to bundle and secure various wiring. It was also used under the hood to secure wires and hoses. Original equipment for 1958 Chevrolet full size models.

TF900720	1958	brass	3.99 ea
----------	------	-------	---------



HK206

B10740

B10274

B10727

152718

## Wire Retainer Clips

Correct style wiring harness retaining clip used on various GM vehicles.

HK206	single wire, thin mount	3.99 ea
B10740	single wire, thick mounts	3.99 ea
B10274	for 1/4" hole	2.99 ea
B10727	multiple wire clips	3.99 ea
152718	taillight harness clips	8.99 ea



K0076

A8900100



MN1216

MN1209



153127

153128

## Wiring Harness Retainer Clip

Correct style wiring harness retaining clip used on various GM vehicles.

K0076	2 pin straps	black	4.99 ea
A8900100	1 pin strap-clip 2-3/4"	black	2.99 ea
A8900101	1 pin strap-clip 3-3/4"	black	2.99 ea
MN1216	1 pin strap-clip 3-1/2"	clear	.99 ea
MN1209	1 pin strap-clip 5"	clear	.99 ea
153127	T-clip 1.5"	gray	.99 ea
153128	strap-clip 6"	gray	1.99 ea



## 1965-70 Plastic Wire Gutter

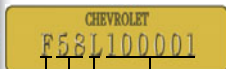
This OER® reproduction wire gutter is used to hold the engine harness as it passes against the firewall area and protects your wiring from falling into the distributor area. Each wire gutter is precut to the original length assuring originality. Also includes pre-punched mounting holes for easy installation. This extremely durable item replaces your original painted over, heat warped, or missing wire gutter.

3864327	1965-70	3"	7.99 ea
---------	---------	----	---------

# Chevrolet V.I.N. Information

## 1958-59 Models

1958-59 models have the vehicle Identification number located on a steel plate riveted to the left door jamb on the hinge pillar.



Series Year Assembly Plant  
 Sequential Production Number

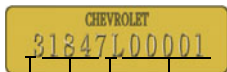
1st Digit: Model Series:		
A = 1100	6 Cylinder	
B = 1200	8 Cylinder	
C = 1500	6 Cylinder	
D = 1600	6 Cylinder	
E = 1700	6 Cylinder	
F = 1800	6 Cylinder	
G = 1100	Sedan Delivery only	6 Cylinder
H = 1200	Sedan Delivery only	8 Cylinder

2nd & 3rd Digits: Model Year:	
58 = 1958	
59 = 1959	

4th Digit: Assembly Plant:	
A = Atlanta, Georgia	
B = Baltimore, Maryland	
F = Flint, Michigan	
G = Framingham, Massachusetts	
J = Janesville, Wisconsin	
K = Kansas City, Missouri	
L = Los Angeles, California	
N = Norwood, Ohio	
O = Oakland, California	
S = St. Louis, California	
T = Tarrytown, New York	
W = Willow Run, Michigan	

## 1960-64 Models

1960-64 models have the vehicle Identification number located on a steel plate riveted to the left door jamb on the hinge pillar.



Year Series Assembly Plant  
 Sequential Production Number

1st Digit: Model Year:	
0 = 1960	
1 = 1961	
2 = 1962	
3 = 1963	
4 = 1964	

# 1960-64 Models

continued

2nd Through 5th Digits: Model Series				
Series	6 Cyl.	8 Cyl.	Model	
1960				
Biscayne	11 12	11, 15, 19, 21, 35, 70, 80		
Fleetmaster	13 14	11, 19		
Bel Air	15 16	11, 19, 35, 37, 39, 45		
Impala	17 18	19, 35, 37, 39, 67		
1961				
Biscayne	11 12	11, 21, 35, 45, 69		
Fleetmaster	13 14	11, 69		
Bel Air	15 16	11, 35, 37, 39, 45, 69		
Impala	17 18	11, 35, 37, 39, 45, 67, 69		
1962				
Biscayne	11 12	11, 35, 69		
Bel Air	15 16	11, 35, 37, 45, 69		
Impala	17 18	35, 39, 45, 47, 67, 69		
1963				
Biscayne	11 12	11, 35, 69		
Bel Air	15 16	11, 35, 45, 69		
Impala	17 18	35, 39, 45, 47, 67, 69		
1964				
Biscayne	11 12	11, 35, 69		
Super Sport	13 14	47, 67		
Bel Air	15 16	11, 35, 45, 69		
Impala	17 18	35, 39, 45, 47, 67, 69		

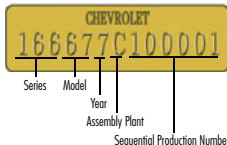
6TH Digit: Assembly Plant:	Years Produced This Location:
A = Atlanta, Georgia	0, 1, 2, 3, 4
B = Baltimore, Maryland	0, 1, 2, 3
C = Danville, Georgia	4
F = Flint, Michigan	0, 1, 2, 3, 4
G = Framingham, Massachusetts	0, 1, 2, 3, 4
J = Janesville, Wisconsin	0, 1, 2, 3, 4
K = Kansas City, Missouri	0, 1, 2, 3
L = Los Angeles, California	0, 1, 2, 3, 4
N = Norwood, Ohio	0, 1, 2
O = Oakland, California	0, 1
R = Arlington, Texas	3, 4
S = St. Louis, California	0, 1, 2, 3, 4
T = Tarrytown, New York	0, 1, 2, 3, 4
U = Southgate, California	4
W = Willow Run, Michigan	0
Y = Wilmington, Delaware	4

# 1965-71 Models

## 1965-71 Models

1965-67 models have the vehicle Identification number located on a steel plate riveted to the left door jamb on the hinge pillar.

1968-71 models have the vehicle Identification number located on a steel plate riveted to the upper dash panel. Visible through the driver's side lower corner of the windshield, from the outside of the vehicle.



1st Through 5th Digits: Model Series:				
Series	6 Cyl.	8 Cyl.	Model	
1965				
Biscayne	153 154	11, 35, 69		
Bel Air	155 156	11, 35, 69		
Impala	163 164	35, 37, 39, 45, 67, 69		
Super Sport	165 166	37, 67		
1966				
Biscayne	153 154	11, 35, 69		
Bel Air	155 156	11, 35, 69		
Impala	163 164	35, 37, 39, 45, 67, 69		
Caprice	X 166	35, 39, 45, 47		
1967				
Biscayne	153 154	11, 35, 69		
Bel Air	155 156	11, 35, 45, 69		
Impala	163 164	35, 39, 45, 67, 69, 87		
Caprice	X 166	35, 39, 45, 47		
Impala SS	167 168	67, 87		
1968				
Biscayne	153 154	11, 35, 69		
Bel Air	155 156	11, 35, 45, 69		
Impala	163 164	35, 39, 45, 67, 69, 87		
Impala Custom	X 164	47		
Caprice	X 166	35, 39, 45, 47		
1969				
Biscayne	153 154	11, 36, 69		
Bel Air	155 156	11, 36, 46, 69		
Impala	163 164	37, 39, 67, 69		
Impala Custom	X 164	36, 46, 47		
Caprice	X 166	36, 39, 46, 47		

1970				
Biscayne	153 154	36, 69		
Bel Air	155 156	36, 46, 69		
Impala	163 164	36, 37, 39, 46, 47, 67, 69		
Caprice	X 166	36, 39, 46, 47		
1971				
Biscayne	153 154	11, 35, 69		
Bel Air	155 156	11, 35, 69		
Impala	163 164	35, 37, 39, 45, 67, 69		
Caprice	X 166	35, 39, 45, 47		

6th Digit: Model Year:	
5 =	1965
6 =	1966
7 =	1967
8 =	1968
9 =	1969

7TH Digit: Assembly Plant:	Years Produced This Location:
A = Atlanta, Georgia	5, 6
C = Southgate, California	5, 6, 7, 8, 9, 0, 1
D = Danville, Georgia	5, 6, 7, 8, 9, 0, 1
F = Flint, Michigan	5, 6, 7, 8, 9
G = Framingham, Massachusetts	5, 6
J = Janesville, Wisconsin	5, 6, 7, 8, 9, 0, 1
L = Los Angeles, California	5, 6, 7, 8, 9
N = Norwood, Ohio	5, 6
R = Arlington, Texas	5, 6, 7, 8, 9, 0
S = St. Louis, California	5, 6, 7, 8, 9, 0, 1
T = Tarrytown, New York	5, 6, 7, 8, 9, 0, 1
U = Lorain, Ohio	5, 6, 7, 8, 9, 0
Y = Wilmington, Delaware	5, 6, 7, 8, 9, 0, 1
D = Oshawa, Ontario, Canada	5, 6
1 = Oshawa, Ontario, Canada	8, 9, 0, 1
2 = St. Therese, Quebec, Canada	7, 8, 9, 0

INDEX, POLICIES & ORDER FORMS

# Four Ways to Order!



## ORDERING BY PHONE TOLL FREE 800-854-1280

In the continental United States, Hawaii and Alaska. Outside the U.S. call 714.847.6867.

**Mon-Fri 8:00-5:00 Sat 10:00-3:00, P.S.T.**  
(Closed Sundays and holidays)

### Information you'll need when ordering by Phone:

#### Customer Number

Found on back cover of your catalog above your name, this number allows Classic Industries® to quickly access your information. If you do not have a customer number, a new one will be given to you when placing your order.

#### Billing and Shipping Address

Please have the billing and shipping address available. Credit card orders are verified by name and address before shipping. Your order can be shipped to a different address, provided the cardholder's name and address match the credit card used. You may be asked to contact your credit card company to have the shipping address added to your account.

#### Year and Model of Vehicle

To provide the best possible service, we may require the year and model of your vehicle. This helps verify that the parts you order are correct for your car.

#### Part Numbers

All Classic Industries® products are listed with a part number. If possible, please have the part numbers of the products you're ordering available before calling to make the ordering process faster and more convenient.



## ON-LINE ORDERING

[www.classicindustries.com](http://www.classicindustries.com)

Classic Industries® offers on-line ordering directly through our website. Log on to [classicindustries.com](http://classicindustries.com) and order on-line. On-line ordering is available 24 hours a day 7 days a week for your convenience.



## ORDERING BY MAIL

Mail Your Completed Order Form To:

Classic Industries®  
18460 Gothard St.  
Huntington Beach, CA 92648  
Attention: Order Dept.



## ORDERING BY FAX

TOLL FREE 800-300-3081

In the continental United States, Hawaii and Alaska. Outside the U.S. call 714.847.6867.

Important: For assistance with your order form, see page entitled "How To Fill Out Your Order Form".

## Service Excellence From the Restoration Leaders!



## You No Longer Have To:

- ✗ Pay excessive fees to protect your merchandise
- ✗ Contact the carrier yourself
- ✗ File a damage claim yourself to have the carrier inspect the damaged items
- ✗ Send the damaged items back at your expense

With Classic Industries® the worry is eliminated!

## PROCEDURE FOR RETURNING SHIPPING DAMAGES

We handle the claim so you don't have to! If any part you receive is damaged during shipping and handling, simply contact our customer service department toll-free at 800.854.1280 within two business days.

After verifying the damage, Classic Industries will issue a pick up call tag through the carrier that shipped the products. The carrier will pick up the damaged goods from your address and return them to us at no expense to you. After the product has been inspected, our customer service department will send a replacement part.

In order to ensure replacement of damaged products, please return items in their original box and packaging. Failure to do so may result in the claim being denied. Someone must be available at the pickup address to supply the damaged products when the carrier arrives. If the carrier is unable to pick up the products for any reason, the customer may be required to return the products at their expense.

*Note: Some products are excluded from damage call tag pick up. Call a customer service representative for information about products that are not eligible.*

# ENJOY THE BENEFITS!

## Money Back Guarantee



*At Classic Industries®, we take pride in the quality of the products we offer and back it up with a 100% Money Back Guarantee. If for any reason you are not satisfied with a product or purchase, you can return the product within 30 days of receipt for a full refund, credit or exchange.*

Not all restoration parts are created equal. But at Classic Industries®, we research each and every product we sell to make sure our customers are getting the highest quality products in the market. We have decades of experience in product selection and we painstakingly scrutinize every product we offer for quality manufacturing, materials, and craftsmanship before we will offer it in any of our catalogs. Many of our employees are automotive enthusiasts themselves. In fact, many were customers prior to becoming employees, so we understand the needs of the modern classic car enthusiast. Our product procurement specialists have made it their goal to select restoration products that have been manufactured using modern technology and materials with an emphasis on originality, longevity, and attention to detail. What else would you expect from the company that started it all? Classic Industries® is the name you can trust, and we'd like for you to consider us as your partner in restoration. When a company

continually offers a quality product for a reasonable price and backs up every sale with the best customer service in the industry, people come back! That's why Classic Industries® has been the leader in restoration for almost four decades. So, if you haven't already decided for yourself that Classic Industries® is the most logical choice as your restoration parts supplier, then check out our Money Back Guarantee. If for any reason you are not 100% satisfied with a product or purchase, you can return the product within 30 days of receipt for a full refund, credit, or exchange.

- ✓ **Lowest Prices Guaranteed!**
- ✓ **The Finest Quality Reproductions!**
- ✓ **No Fault Product Protection Offer!**
- ✓ **100% Satisfaction or Your Money Back!**



## Price Match Guarantee



**If you find it for less we'll match the price!**

Classic Industries® will match any competitors current advertised price for an identical product. Simply send us a copy of the competitor's current advertised price from a catalog, advertisement or website (with URL) and we'll match the price. The price match guarantee is available at the time the order is placed and for in-stock merchandise only. Price matching will be determined by a competitor's most current retail-published price and is limited to competitors within the Restoration Industry.

**Important:** In an effort to provide our retail customers with the most competitive pricing available, we will match our current competitor's pricing. Price matching will be determined by a competitor's most current retail-published price and is limited to competitors within the "Restoration Industry". Performance parts and special orders are exempt from price matching policy. Classic Industries® reserves the right to decline price matching if

pricing is deemed to be a special offer, a sale or closeout price, or a non-current price. Competitors sale pricing, inventory reductions, close outs, special promotional offers, etc. may be exempt from the "price match" guarantee. The guarantee is subject to the terms and conditions of Classic Industries® current policies.

Classic Industries® will generally contact competitors to confirm that the published price is current due to market changes, demand or availability. Price matching supersedes all other promotional offers and on sale pricing. If Classic Industries® matches a price from a competitor, additional discounts on that product or products may not apply. If the standard retail price of a product is higher than the competitor's price and an applied discount reduces the price below the competitor's pricing, the now discounted or sale pricing will prevail. We reserve the right to change or revoke this offer at any time without notice. Classic Industries® reserves the right to decline price matching.

## Think Of Us As Your Partner In Restoration!

A restoration can take years! We understand the complications and problems that can occur when ordering precious parts for your project car. If you are like most people, you want perfection. The many different elements that make up a restoration isn't just limited to the parts you install. You sometimes need to rely on other outside elements such as body shops, painters, upholstery specialists and parts suppliers. That's where we come in. We offer the quality parts you want without all the guesswork. We carry one of the largest inventories of restoration products and accessories the market has to offer. What's more, you can rely on our nearly

40 years of experience to help you through the rough spots when you need it. Our tech advisors are always ready and willing to discuss any problem you may have concerning the parts for your vehicle and your restoration. Unlike other companies, we give you knowledgeable sales representatives, one of the largest inventories in the business, quick and efficient delivery, Toll Free ordering, and the experience to back it up. If you're not absolutely 100% satisfied with the products you receive. We'll refund 100% of your money! Classic Industries® - your partner in restoration!

# Form of Payment

# How to Order



## CREDIT CARDS

Classic Industries® accepts Visa, MasterCard, American Express, Optima, and Discover for your convenience. When placing your order, be sure to indicate the card holder's name, address, home phone, business phone, credit card number and expiration date and billing address (if different from person placing order). A security code is required for credit card purchases. Please have your credit card readily available when placing your order. Minimum order is \$20.00. New or 1st time customers who are paying by credit card must have the order shipped to the cardholder's billing address for the first order. Invalid or non-matching billing addresses could delay your shipment.

## CERTIFIED CHECKS

Classic Industries® will accept certified checks for your mail order. Be sure to include customer number and/or reference invoice number. Contact your bank to issue a certified check in the amount due for your order. All orders paid by certified check are held up to 15 days pending clearance.

## PERSONAL CHECKS

To use personal checks or business checks on prepaid orders, the name, address, and check number must be preprinted on the check. Be sure to include customer number and/or reference invoice number. Only first party checks will be accepted. All orders paid by personal check are held up to 15 days pending clearance.

## MONEY ORDERS/CASHIERS CHECKS

To use money orders or cashiers checks on prepaid orders be sure to include customer number and/or reference invoice number. All orders paid by money order are held up to 15 days pending clearance. Once released the order will leave within 24 hours of clearance.

Make Personal Checks or Money Orders payable to:  
**Classic Industries®**

## PAYPAL

Classic Industries® now accepts payments via PayPal! Simply complete your order over the phone with a customer service representative, get your invoice number and then send your payment to [paypal@classicindustries.com](mailto:paypal@classicindustries.com) through PayPal's "Send Money" feature and select "Goods and Services" for payment reason. Be sure to include your invoice number in the "Special Instructions" tab at checkout for fastest service. Orders are generally shipped within 72 hours or less of payment receipt. Contact our customer service department for additional details.



## MAIL ORDERS

Fill out the order form located in the back section of this catalog. For quick service use your credit card, money order, or cashiers check. Personal checks are held for 15 days from date of receipt pending clearance. All mail orders must be prepaid including freight (when applicable). COD orders through the mail will not be accepted. If you have any questions regarding product information or availability, contact our sales representatives during regular business hours at 800.854.1280.

## ORDER BY PHONE

Classic Industries® employs knowledgeable sales representatives to assist you when placing your order. Our sales representatives are trained to answer your questions regarding restoration and the parts listed in this catalog. Call during regular business hours Mon-Fri 8:00-5:00, Sat 10:00-3:00, P.S.T. Closed Sundays and holidays. Our convenient Toll Free number allows you to place your order with confidence to assure you get exactly what you want when you want it! Inter-continental U.S. 800.854.1280. Outside U.S. country code + 1.714.847.6887

**TOLL FREE 800-854-1280**

## FAX YOUR ORDER

Classic Industries® offers a convenient FAX line for customers who have access to a FAX machine. Our FAX is available 24 hours a day 7 days a week for your convenience. Fill out the order form completely and FAX your order. Within U.S. 800.300.3081. Outside U.S. country code + 1.714.848.9501

**TOLL FREE 800-300-3081**

## ON-LINE ORDERING

Classic Industries® offers online ordering directly through our website. Log on to [classicindustries.com](http://classicindustries.com) and order online. Online ordering is available 24 hours a day 7 days a week for your convenience.

**WWW.CLASSICINDUSTRIES.COM**

## FOREIGN ORDERS

All foreign orders must be prepaid before the products can be shipped. The Classic Industries® staff will check with the various freight companies that deliver to your country and area to determine the best possible rates available for your order. Once your order is rated, you'll be contacted by e-mail or phone to approve the rate. After approval and payment is received, the order will be shipped. The Shipping & Handling fee for foreign orders will state "TBD" (To Be Determined). Rates are subject to change once the order has been packed and is ready to ship. Rates are calculated based on estimations of weight, dimensions and other factors. Should changes in freight costs occur once the order is packed and ready to ship, Classic Industries® will notify the customer immediately before the shipment is sent. If you have any questions or concerns, please direct your inquiries to [info-desk@classicindustries.com](mailto:info-desk@classicindustries.com).

## Color Matches

Due to multiple manufacturers of products Classic Industries® provides, color variations may occur. Slight color variations are common especially amongst interior products and do not constitute a defect. These products are not eligible for return for this reason.

## Pricing

Current product pricing and our pricing policy can be found by visiting our website. Prices in this catalog were in effect at the time of printing and supersede all prices in any previous publication. Classic Industries® makes every effort to honor the prices contained herein. Due to constantly changing costs in raw materials, supply chain issues, and other unforeseen circumstances, pricing on products is subject to change. We reserve the right to change prices without notice. For current pricing, please go to [ClassicIndustries.com](http://ClassicIndustries.com), or contact a Classic Industries® sales representative during normal business hours. Eligibility of products for discounts are subject to change without notice.

## Trademark and Copyright

Classic Industries® Parts and Accessories catalog is copyrighted. No part of this publication including text, photos or illustrations may be reproduced without the prior written permission of Classic Industries®. The following names and/or symbols: Mopar, Dodge, Plymouth, Barracuda, Belvedere, Coronet, Challenger, Charger, Cuda, Dart, Duster, Fury, GTX, Hemi, Polara, Road Runner, Six Pack, Super Bee, Scamp, Valiant are registered trademarks of Chrysler Group, LLC and are used for reference purposes only unless specified otherwise.

## Product Availability

Availability of all items in this catalog are subject to change without notice. We reserve the right to discontinue products, services or accessories without notice.

## Shortages

Always check the contents of your delivery to assure all the parts ordered were received. If you are missing any items be sure to check for back orders noted on your invoice before calling our customer service department (see back orders). If a shortage has occurred, contact our customer service department within 2 working days of delivery to assure a prompt replacement. Classic Industries® assumes no liability after this period.



# General Information

## Sales Tax Information

Classic Industries® collects and remits sales tax based on state and local requirements. The sales tax laws have changed due to a Supreme Court ruling in 2018. The appropriate sales tax will be applied to your order and remitted based on your state's requirements. If your order is shipped, or picked up in a specific state that requires sales tax, the appropriate amount will be added to your order.

## Accuracy Of Descriptions

Classic Industries® makes every effort to verify the accuracy of all information published in this catalog. Each item is represented with information that is accurate to the best of our knowledge at the time the catalog is printed. Classic Industries® is not responsible or liable for mistakes, print errors or inaccurate information that may lead to, or result in labor costs or damages to any vehicle under any circumstances.

## Kit Products

All Classic Industries® Parts and Accessories catalogs include kits which contain a variety of products. On occasion we may run out of an item supplied with a kit. If this happens we will generally ship what is in stock and back order the item(s) which are not in stock. You may contact our sales department by phone to verify which items are not in stock at the time the order is placed. The customer may decide whether to accept the partial kit or have the entire kit back ordered until the kit is completed and all the items can be shipped at the same time. If the customer decides to accept partial delivery of the kit, then the full price of the kit will be charged to the customer and the back ordered items will be shipped no charge when they arrive at our warehouse. Customers will be charged the appropriate freight as when applicable. Cancellation of products from a kit will be accepted at 25% below the actual current retail price of the item. On COD orders the price of the kit is charged in full and the back ordered items are shipped on a COD freight only basis.

## Rights and Lefts

Some items in this catalog are presented as left or right hand products (left side - driver in front side - passenger). LH or RH sides are determined by sitting in the vehicle, standing (right of the vehicle).

## ALASKA, HAWAII, GUAM & PUERTO RICO

Orders being shipped to Alaska, Hawaii, Guam or Puerto Rico, are shipped via Ground, Overnight or 2-Day delivery whenever possible. All orders must be prepaid with credit card, money order, or check. NO COD orders are accepted. Rates depend on the items being shipped.

Contact our sales department for exact rates.

*Important: Promotional shipping offers do not apply to Alaska, Hawaii, Guam, Puerto Rico, Canada or any foreign destination.*



## APO/FPO

Parcel post is the only means of shipping to an APO or FPO address. Due to size restrictions, the maximum shipping box can be no larger than 72" width and girth combined. All military personnel must write or call to determine what size box will be used for the shipment. Once this is determined, Classic Industries® will call or write to let you know if the order can be shipped by Parcel Post, and the correct amount required. All orders that exceed these limitations will be shipped in accordance with customer approval.

## INSURANCE

Each order is charged an insurance fee of \$3.50. This fee will insure the entire order and protect you completely from damages or loss. The order forms located in the rear of this catalog include this fee in the indicated column when your order is being totaled.

## COD ORDERS

COD orders are gladly accepted on all normal ground shipments, excluding truck freight orders. COD orders will require cash only upon delivery of your order. All COD orders are shipped by FedEx. Personal checks, business checks, money orders and certified checks are not accepted. COD orders are not accepted through the mail. COD orders must be placed by phone during regular business hours. The appropriate shipping fees will be added. COD orders exempt from discounts and free shipping promotion. The customer will pay all appropriate fees in accordance with current policies and freight rates. A fee of \$11.95 per box will be added to all COD orders. Oversize and/or overweight boxes will be charged in accordance with the rate chart located on the order blank. Classic Industries® reserves the right to change shipping rates in accordance with rate increases by freight companies. COD orders are limited to \$999.00. If the COD order should be returned to Classic Industries® for non-acceptance/non payment, the customer will be responsible to reimburse Classic Industries® for any and all freight charges related to the order. In addition, a 25% restocking fee will be applied to the returned products. All outstanding charges must be paid before any additional orders will be accepted.

## SPECIAL RATE SHIPPING FEES/DROP SHIP FEES

Some items we offer may require a mandatory shipping or drop ship fee. This fee may also apply to products sold over the counter at Classic Industries® Showroom location. Contact our sales department for actual additional shipping fees.

*Important: Products with special rate shipping fees or drop ship fees are excluded from promotional shipping offers.*



# General Information

## Back Orders

The invoice located in the packing slip of your order will note any items that were out of stock at the time of shipping. The unavailable items will be back ordered unless otherwise specified on your order form or verbally to a sales representative when placing your order by phone. Back orders are usually shipped when the products arrive at our warehouse without prior notification. Classic Industries® will make an effort to contact the customer if the backorder is more than 90 days old. If you wish to cancel a back order, please notify our customer service department immediately. The customer will be responsible for a 25% restocking fee and freight charges if the back order is cancelled or returned after the items are shipped.

## Damage Claims

Always check the contents of your shipment in the presence of the person delivering the merchandise. Should any damage occur, immediately notify Classic Industries® customer service dept. so that all steps necessary will be taken to ensure a prompt replacement of any damaged goods. Accurate instructions will be given on damaged goods replacement. Classic Industries® is not responsible if no notification is given within 2 working days of receipt of goods (excluding Sundays and Holidays). Classic Industries® will file a claim with the carrier in most cases. If the customer files a claim with the carrier, Classic Industries® will not be responsible for replacing damaged products and the customer will be responsible to pay for any replacements until the carrier pays the claim. Any replacement parts due to sales errors or customer errors in ordering will be sent using the same shipping method as the original order when possible. Please follow these instructions to avoid any problems or misunderstandings associated with damaged products and freight claims.

## Refusals

All refused COD orders will be subject to a 25% restocking fee. Classic Industries® will consider the entire order cancelled and void with no notification to the customer. The customer will be billed 25% full all freight charges back to the destination. Contact our customer service department for more information.

## Policies

All policies in Classic Industries® current catalog supersede any and all policies in any previous catalog or publication.

## EXPRESS SHIPPING

Classic Industries® offers Overnight and 2-Day air delivery service in the Continental U.S., Alaska, Hawaii, Guam and Puerto Rico. Pre-payment with a credit card is required before shipments can be sent. Simply call in your order before 2:00 p.m. Pacific Time, Monday-Friday during regular business hours and your Overnight and 2-Day service will arrive the following business day (pending availability). Saturday delivery is available only on Overnight service. A \$16.95 fee will be added to Overnight fees for Saturday delivery. 2-Day orders will arrive within 2 business days (pending availability). 3-Day service is available within the contiguous 48 states. Your order will usually leave within 24 hours and will arrive within 3 business days of ship date (pending availability). A \$9.95 service fee for any of these options will be added in addition to shipping fees. Contact our sales department for rates regarding air service delivery. Rates depend on the items being shipped. Some products are charged at dimensional weight as opposed to actual weight.

*Important: Air service does not guarantee your order will arrive on the expected date of delivery. Under normal circumstances, air service is guaranteed. However, due to adverse weather conditions, natural disasters or unforeseen circumstances, there may be delays. Classic Industries® is not responsible for deliveries that are delayed. Air service orders are excluded from promotional shipping offers.*

## TRUCK FREIGHT

Products in this catalog that require truck freight are typically indicated with a "Truck Freight" icon. This indicates that the product is too large for ground delivery and must be shipped by motor freight. There may be items listed herein that are not indicated as truck freight. These items must be prepaid, including freight charges, before the shipment can be sent. Truck freight rates may vary depending on products being ordered, fuel surcharges, and the shipping destination. Residential deliveries require an additional fee assessed by the carrier due to the additional coordination and transit outside of normal routes. Some Truck Freight shipments may require special handling (e.g., lift gate service, re-routings, additional freight charges, etc.). Acceptance of truck freight shipment, rate and applicable fees is acknowledged at time of order. For additional information visit us online at [help.classicindustries.com](http://help.classicindustries.com) or contact our customer service department during regular business hours.



## OVERSIZE/OVERWEIGHT



These are the designations for Ground or Standard packages that meet one of the following specifications for billing purposes: Oversize 1 (OS1) designates a combined length and girth exceeding 84", but less than 108". Actual weight is less than 30 lbs. and is billed at 30 lbs. Oversize 2 (OS2) designates a combined length and girth exceeding 108" but less than 130". Actual weight is less than 70 lbs. and is billed at 70 lbs. Oversize 3 (OS3) designates a combined length and girth exceeding 130" but less than 165". A handling fee will be added to all (OS3) orders. Overweight 1, 2, and 3 designates actual weight is less than 90 lbs. and is billed at 90 lbs. as appropriate. We reserve the right to charge Oversize and/or Overweight fees on any order containing oversize and/or overweight products, even if it is not indicated in the catalog. For additional information visit us online at [help.classicindustries.com](http://help.classicindustries.com) or contact our customer service department during regular business hours.

## FOB WAREHOUSE - "FREE ON-BOARD"

All Classic Industries® orders are shipped based on FOB Warehouse. Unless otherwise specified, Classic Industries® is not responsible for freight charges, shipping charges, or damages once the shipment leaves our warehouse.

## Sales Errors/Ordering Errors

Classic Industries® is not responsible for customer errors or employee sales errors. Every effort is made to insure that the products you are ordering are accurate. Should an error occur, we will make every effort to resolve the issue. Replacement products will be shipped the same method as the original order whenever possible. Classic Industries® assumes no responsibility or liability for damages, fees, storage charges, or any other inconvenience that may be associated with sales errors or customer ordering errors.

## Returns

Products may be returned for a full refund on the product, credit or exchange within 30 days of receipt. All returns are subject to a 25% restocking fee after 30 days. Should you need to return a part for refund, exchange or credit, please contact our customer service department for a return authorization number and instructions. Classic Industries® will not accept returned goods without prior authorization. Customer will pay freight on all return orders. Allow up to 3 weeks to process refund or credit.

*Important: Gift certificates have no cash value and must be redeemed for merchandise only. Literature, CDs, videos, printed materials, stencil kits, stripes, electrical parts, gauges, wiring harnesses, switches, etc. are non-returnable. All special order products must be prepaid in full and are non-returnable. No returns on partial kits or sets. There is no guarantee on moving parts such as engines, transmissions, rear ends, steering gears, water pumps, distributors, wiper motors, etc. If any product is modified, altered, painted, installed or disassembled in any way without Classic Industries® expressed written permission, the item is non-returnable. Classic Industries® always recommends professional installation on all products. Any item which has been altered, painted, installed or deemed non-resalable by Classic Industries® will be returned to the customer at the customer's expense. Classic Industries® is not responsible or liable for labor fees associated with the installation, removal or installation, painting or repair of any product purchased regardless of the circumstances. Classic Industries® is not responsible for any damage or discoloration incurred in relation to chemical products being used including cleaners, waxes, polishes, paints, etc.*

# Product Index

## A

A-Arm ..... 349, 351  
 A-Arm Bushing ..... 349, 353  
 A-Arm Seals ..... 232  
 A-Arm Shaft ..... 352  
**AC Air Distributor Duct Vent** ..... 447  
 AC Belt ..... 451  
**AC Blower Motor Resistor** ..... 444  
 AC Charge Tag ..... 214  
 AC Clutch Switch ..... 449  
**AC Compressor** ..... 450  
**AC Compressor Bracket** ..... 451-452  
 AC Compressor Circuit Button Switch ..... 451  
 AC Compressor Decal ..... 214  
**AC Compressor Discharge Adapter** ..... 450  
 AC Compressor Ground Wire ..... 607  
 AC Compressor Hose ..... 451  
 AC Compressor Manifold ..... 450  
 AC Compressor Mounting Stud ..... 452  
**AC Compressor Seal** ..... 451  
**AC Condenser** ..... 453  
 AC Condenser Insulator ..... 453  
**AC Decal** ..... 214  
 AC Delete Cover ..... 455  
 AC Evaporator Case Drain Hose ..... 454  
 AC Evaporator Case Drain Tube ..... 454  
 AC Evaporator Case Seal ..... 454  
 AC Evaporator Core ..... 453  
 AC Evaporator Decal ..... 448  
 AC Evaporator Seal ..... 214  
**AC Evaporator Thermostatic Switch** ..... 454  
 AC Expansion Valve ..... 455  
**AC Flange Pad Seal Washer** ..... 451  
 AC Harness Repair Set ..... 449  
 AC Heater Diverter Valve Link Connector ..... 445  
**AC Hose** ..... 449, 454-455  
 AC Hose Bracket ..... 449  
 AC Hose Clamp ..... 449  
**AC Hose Grommet** ..... 455  
 AC Liquid Bleed Valve Core ..... 455  
 AC Muffler Assembly ..... 455  
 AC Muffler Hook Up Tube ..... 455  
 AC O-Ring Set ..... 455  
 AC Power Feed Wire ..... 606-607  
**AC Receiver Dryer** ..... 454  
 AC Relay ..... 444  
 AC Retrofit Set, R12 to R134a ..... 455  
 AC Service Cap ..... 449  
 AC Switch Cap ..... 445  
 AC Switch, Glove Box Button ..... 449  
 AC Tinary Switch ..... 449  
 AC Vent Ball ..... 446  
**AC Vent Diffuser** ..... 446  
 AC/Heater Control Assembly ..... 446  
 AC/Heater Control Cable Set ..... 445  
 Accelerator Cable Bracket ..... 172  
 Accelerator Cable Retainer ..... 172  
**Accelerator Pedal** ..... 174-175  
 Accelerator Pedal Ball Stud ..... 173  
 Accelerator Pedal Bushing ..... 172  
 Accelerator Pedal Floor Bracket ..... 173  
 Accelerator Pedal Mounting Pin ..... 173  
 Accelerator Pedal Rod Support ..... 172  
 Accelerator Pedal Tension Spring ..... 173  
 Accelerator Pedal Trim Plate ..... 173  
 Accelerator Pump Squirters ..... 541  
 Accelerator Return Spring ..... 173, 544  
 Accelerator Rod ..... 172, 544  
 Accelerator Rod Grommet/Sleeve ..... 173  
 Accelerator Spring Bracket ..... 172, 544  
 Access Plug, Wheelhouse ..... 325  
 Accessories Parts Price List ..... 185  
 Accessory Connector Pack ..... 623  
 Accessory Drive Belt ..... 430-431  
**Accessory Installation Manual** ..... 185  
 Accessory Price List ..... 221  
 Accessory Sucker, Dealer ..... 221  
 Accessory Wire ..... 618  
 Actuator Rack, Ignition ..... 137  
 Actuator, Power Door Lock ..... 618  
**Actuator, Vacuum** ..... 443  
 Adapter, Air Cleaner ..... 513  
 Adapter, Alternator Conversion ..... 522  
 Adapter, Battery Post ..... 509

Adapter, Bluetooth Receiver ..... 128  
 Adapter, Carburetor ..... 542  
 Adapter, Compressor Discharge ..... 518  
 Adapter, Filter AT ..... 573  
 Adapter, LS Motor Mount ..... 457  
 Adapter, Manual Steering Center Link ..... 348  
 Adapter, Oil Filter ..... 465  
 Adapter, Power Window Motor ..... 616  
 Adapter, Rear Seal ..... 465  
 Adapter, Seat Mounting ..... 45  
 Adapter, Shift Handle ..... 593  
 Adapter, Shift Knob ..... 594  
 Adapter, Speedometer ..... 122  
 Adapter, Steering Column Wiring ..... 157, 150  
 Adapter, Steering Wheel ..... 147, 164-166  
 Adapter, Tachometer ..... 497  
**Adapter, Thermostatic Oil Cooler Line** ..... 470  
 Adapter, Turn Signal Harness ..... 153  
**Adapters, Dash Gauge** ..... 122  
 Adhesive, Emblem ..... 208-209  
 Adhesive, Rear View Mirror ..... 95  
 Adhesive, Spray ..... 13, 85  
 Adhesive, Vinyl ..... 63  
 Adhesive, Weatherstrip ..... 229  
 Adjustable Electric Fan Thermostat ..... 429  
 Adjustable Footrest ..... 175  
 Adjusting Rod, Parking Brake ..... 385  
 Adjusting Sleeve, Tie Rod ..... 349  
 Advance Tube, Vacuum ..... 498  
 Aerosol Coating ..... 196-198  
 Air Bag Suspension System ..... 363  
**Air Cleaner** ..... 510, 512, 514-516  
**Air Cleaner Adapter** ..... 513-514  
**Air Cleaner Baffle** ..... 510  
**Air Cleaner Crankcase Vent Filter** ..... 511  
**Air Cleaner Decal** ..... 211  
**Air Cleaner Emblem** ..... 210  
**Air Cleaner Filter** ..... 512-513  
**Air Cleaner Flame Arrestor** ..... 510  
**Air Cleaner Gasket** ..... 540  
**Air Cleaner Hose** ..... 511  
**Air Cleaner Lid** ..... 510  
**Air Cleaner Lid Seal** ..... 511  
**Air Cleaner Rubber Seal** ..... 515  
**Air Cleaner Shroud** ..... 512  
**Air Cleaner Spacer** ..... 513  
**Air Cleaner Wing Nut** ..... 511  
 Air Conditioning Hose Crimper Tool ..... 445  
 Air Conditioning System ..... 448  
 Air Conditioning Wiring Harness ..... 523  
 Air Deflector, Heater ..... 443  
 Air Deflector, Upper Vent Center ..... 447  
 Air Filter Oil & Clean/Degreaser Kit ..... 512-513  
 Air Flow Control Cable ..... 445  
 Air Flow, Manual Inflation ..... 528  
 AIR Injection / Smog Extension Tube ..... 555  
 AIR Injection Diverter Valve Tee ..... 555  
 AIR Injection Hose ..... 555  
 Air Intake Heat Shield ..... 513  
 Air Outlet Deflector ..... 447  
**Air Suspension Set** ..... 357-358  
 AIR Tube Eliminator Plug ..... 555  
 Alarm, False ..... 190  
**Alternator** ..... 519-521  
 Alternator, Manual Inflation ..... 523  
**Alternator Bracket** ..... 523-525  
**Alternator Bracket Heater Hose Clamp** ..... 523  
 Alternator Case Bolt ..... 523  
 Alternator Charge Wire ..... 620  
 Alternator Dial ..... 523  
**Alternator Fan Blade** ..... 521  
**Alternator Generator Light Plug** ..... 522  
**Alternator High Output Wire** ..... 620  
 Alternator Pigtail ..... 522  
 Alternator Pulley ..... 521  
 Alternator Pulley Nut ..... 523  
 Alternator Shutdown Relay Set ..... 620  
 Alternator Terminal Cover ..... 523  
 Aluminum Radiator ..... 411-412  
 Amplifier, Radio ..... 129  
 Ammeter, Transistor Ignition ..... 505  
**Anchor Bolt, Seat Belt** ..... 50  
**Anchor Plate, Seat Belt** ..... 50  
 Anchor Plate, Spare Tire Clamp ..... 330  
 Antenna Base ..... 135  
 Antenna Bezel ..... 135

Antenna Bezel Nut ..... 135  
 Antenna Body ..... 135  
 Antenna Cap ..... 135  
 Antenna Grommet, Car Cover ..... 135  
 Antenna Ground Plate ..... 135  
 Antenna Ground Strap ..... 133  
**Antenna Mounting Gasket** ..... 135  
 Antenna Nut Tool ..... 133  
 Antenna Ornament ..... 133  
**Antenna, Radio** ..... 134  
 Anti-Squat Brackets ..... 367  
 Anti-Squat Insert, Fuel Tank ..... 527  
 Anti-Theft Device ..... 1890  
**Apparel** ..... 178-179  
 Applicator Pads ..... 194  
 Applicator, Decal ..... 217  
 Arm, Windshield Wiper ..... 295  
 Armrest Backing Plate ..... 75  
**Armrest Base** ..... 74-75  
**Armrest Base Molding** ..... 75  
**Armrest Base Screw** ..... 78  
**Armrest Brackets** ..... 74  
**Armrest Cover Moldings** ..... 78  
**Armrest Covers** ..... 62, 64, 67, 69  
**Armrest Ornament** ..... 74  
**Armrest Pad** ..... 74, 76-77  
**Armrest Pad Screws** ..... 78  
**Armrest Reflector** ..... 74  
**Armrest Reflector Bezel** ..... 74  
**Armrest Retainer Clip Nuts** ..... 78  
**Armrest/Piston Cover Panels** ..... 78  
**Ashtay Bracket** ..... 144  
**Ashtay Bumper** ..... 145  
**Ashtay Filter, Optic Lamp Hood** ..... 144  
**Ashtay Lamp Socket** ..... 145  
**Ashtay Slide Cover** ..... 144  
**Ashtay Vacuum Kit** ..... 145  
**Ashtay, Center Console** ..... 145  
**Ashtay, Dash** ..... 145  
**Ashtay, Quarter** ..... 145  
**Ashtay, Rear Insert** ..... 144  
 Astro Ventilation Emblem ..... 445  
 AT Linkage Swivel Set ..... 583  
 AT Shift Cable ..... 152  
**Audio** ..... 124-125  
 Auto Dollies ..... 191  
**Autobody Sealant** ..... 300  
**Automatic Shifter** ..... 580-581  
 Automatic Transmission Cooler Line ..... 575  
 Automatic Transmission Filter ..... 573  
 Automatic Transmission Fluid ..... 573  
 Automatic Transmission Pan Bolt ..... 574  
 Automatic Transmission Vacuum Line ..... 575  
 Automotive Literature ..... 186-188  
 Autronic Eye Instruction Card ..... 219  
**Auxiliary Fuse Block** ..... 619  
**Auxiliary Lamp Relay Set** ..... 621  
**Auxiliary Lamp, LED** ..... 609  
**Auxiliary Power Outlet** ..... 144  
 Axle Bearing, Rear ..... 369  
**Axle Filler Plug** ..... 368  
 Axle Flange Gasket ..... 370  
 Axle Positioning Tag ..... 218  
 Axle Shaft Lock ..... 368  
 Axle Ventilator ..... 368  
 Axle, C-Clip ..... 368  
 Axle, Rear ..... 368

## B

B-Pillar Trim Board ..... 70  
 B-Pillar Vertical Glass Channel ..... 229  
 Back Board, Door Panel ..... 70  
 Back Glass Molding ..... 245  
**Back Glass Molding Clips** ..... 253  
**Back Glass Molding Tool** ..... 255  
**Back Panel, Seat** ..... 41  
 Back Window Glass ..... 236  
 Back-Up Housing Gasket ..... 269  
**Back-Up Lamp Housing** ..... 269  
**Back-Up Lamp Nut** ..... 269  
**Back-Up Lamp Lens** ..... 267-270  
 Back-Up Lamp Socket ..... 275  
 Back-Up Lamp Switch ..... 139  
**Back-Up Lamp Switch Harness** ..... 606  
 Back-Up Lamp Switch Mounting Set ..... 139, 591

INDEX, POLICIES & ORDER FORMS



# Product Index

Back-Up Switch Wire Clip	591	Bezel, Armrest Reflector	74	Bolt, Windshield Washer Jar	298
Backing Plate, Armrest	75	Bezel, Cigarette Lighter	143	Bolts, Alternator Mounting	523
Backing Plate, Disc Brake	391	Bezel, Dome Lamp	264	Bolts, Battery Cable	599
Backseat Speaker Panel	132	Bezel, Dash	136	Bolts, Battery Tray	591
Baffle, Lifter Valve	484	Bezel, Defogger	137	Bolts, Brake Shoe Anchor	397
Baffle, Oil Pan	463	Bezel, Dome Lamp	266	Bolts, Cylinder Heads	461
Balancer Bolt	477	Bezel, Grill Emblem	90	Bolts, Door Hinge	313
Ball Joint	349	Bezel, Rear Spoiler	126	Bolts, Exhaust Manifold	554
Ball Joint Boots	349	Bezel, Headlamp Dimmer Switch	138	Bolts, Fender to Cowl	292
Ball Stud, Accelerator Pedal	173	Bezel, Ignition Indicator	136	Bolts, Fender/Wheelhouse	292
Banked Relay Panel	621	Bezel, Parking Lamp	263	Bolts, Flexplate to Crankshaft	571
Barrel Nuts, Emblem	201	Bezel, Radio	126	Bolts, Fuel Pump	532
Base Molding, Armrest	75	Bezel, Rear Spoiler	126	Bolts, Fuel Tank Mounting Strap	527
Base, Air Cleaner	510	Bezel, Remote Mirror Inner	321	Bolts, Hood Hinge	288
Base, Antenna	135	Bezel, Shift Boot	171	Bolts, Ignition Coil Brackets	502
Base, Console	168	Bezel, Side Marker Lamp	265	Bolts, Intake Manifold	485
Base, Dome Lamp	96	Bezel, Taillamp	272	Bolts, Oil Pan	463, 466
Bathtub Clip Expansion Tool	255	Bezel, Turn Signal	51	Bolts, Exhaust Manifold	518
Battery	596	Bezel, Windshield Wiper	140	Bolts, Tie Rod Sleeve	350
Battery Box	596-597	Bleeder Screw Dust Caps	381	Bolts, Timing Cover	474
Battery Cable Bolts	599	Bleeder Set, Hydraulic System	307	Bolts, Torque Converter	570
Battery Cable Clip	466, 599	Bleeder, Brake	395	Bolts, Valve Cover	495
Battery Cable Cloth Insulator	599	Block Side, Screw-In Pivot Ball	591	Bolts, Water Neck Mounting	439
Battery Cable Crimping Tool	599	Blower Motor Mounting Screws	444	Bolts/Fasteners/Clips	336-337
Battery Cable Retainer	599	Blower Motor Relay	444	Booster Mounting Brackets	379
Battery Cable Terminal	599	Blower Motor Relay Pigtail	444	Booster, Power Brake	378
Battery Cables	598-599	Blower Motor Resistor Pigtail	444	Boot and Ring, Floor Shifter	583
Battery Carrying Strap	600	Blower Motor Resistor Screw	444	Boot Snaps, Convertible Top	308
Battery Certificate	229	Blower Motor Switch	444	Boot, Brake Firewall Pushrod	379
Battery Charger	600	Blower Resistor, Heater	444	Boot, Clutch Fork	590
Battery Clamp Bolt	597	Bluetooth Interface	128	Boot, Clutch Rod Firewall	591
Battery Cover	601	Bluetooth Receiver Adapter	128	Boot, Firewall Brake/Clutch	177
Battery Cutout Switch	601	Body Alignment Shim	359	Boot, Parking Brake Cable	387
Battery Decal	211	Body Dent Removal Tools	334	Boot, Rear Alternator	523
Battery Disconnect Position Decal	601	Body Fasteners	291	Boot, Shifter	170, 583
Battery Heat Shield	597	Body Mount Bushing Set	359	Boot, Steering Column Joint	345
Battery Hold Down	601	Body Mount Shims	359	Boots, Ball Joint	349
Battery Insulation	600	Body Mount Support	301	Bottle, Radiator Overflow	405
Battery Jump Starter	600	Body Mount	359	Bow Parts, Convertible Top	315
Battery Mat	600	Body Side Molding	242-244	Brace, AC Mounting	452
Battery Mount	596	Body Tools	334	Brace, Alternator	524
Battery Post Adapter	599	Bodywork and Rust Repair Manual	188	Brace, Bumper	282-283
Battery Post Cleaning Tools	601	Bolt Center Measuring Template, Wheel	403	Brace, Cowl	301
Battery Post Washer	599	Bolt Cover, Seat Belt	503	Brace, Floor	302
Battery Quick-Disconnect	601	Bolt Lock Set	323	Brace, Fuel Tank Mounting	527
Battery Relocation Set	596	Bolt Mounting, Fender Skirt	293	Brace, Generator	524
Battery Side Terminal Adapter	599	Bolt Pinch, Throttle Lever Arm	172	Brace, Radiator Support	285
Battery Side Terminal Wrench	600	Bolt Ring & Pinion Installation Set	370	Brace, Rear Bumper	325
Battery Surge Protector	601	Bolt Set, Convertible Top	303	Brace, Rear Wheel Well	323
Battery Terminal Protector Boots	599	Bolt Set, Differential Cover	371	Brace, Rear Motor	518
Battery Terminal Spreader/Cleaner	601	Bolt Set, Engine	461	Brace, Tail Panel	332
Battery Tray	597	Bolt Set, Fan Spacer	422	Brace, Wheelhouse	323
Battery Tray Bolts	597	Bolt Set, Thermostat Housing	439	Bracket Set, Throttle	578
Battery Tray Clamp	597	Bolt Washer, Door Striker Bolt	312	Bracket, AC Compressor	451-452
Bearing Kit, Wheel	394	Bolt, Alternator Case	394	Bracket, AC Hose	449
Bearing Packer	370	Bolt, Automatic Transmission Pan	574	Bracket, Accelerator Cable	172
Bearing Race & Seal Driver Tool	394	Bolt, Balancer	477	Bracket, Accelerator Pedal Floor	173
Bearing Race, 4-Speed Drive Gear	585	Bolt, Battery Clamp	597	Bracket, Accelerator Spring	173, 544
Bearing, Clutch Throwout	589	Bolt, Brake Caliper Hose	389	Bracket, Alternator	524-525
Bearing, Differential	371	Bolt, Brake Hose Banjo	384	Bracket, Ashtray	591
Bearing, Driveshaft Center Support	367	Bolt, Brake Line	384	Bracket, Brake Caliper	390
Bearing, Hub Roller	394	Bolt, Control Arm	386	Bracket, Bumper Guard	282
Bearing, Horn Steering Shaft	149	Bolt, Convertible Top Pivot	309	Bracket, Carburetor Mount Linkage	544
Bearing, Rear Axle	369	Bolt, Coolant Crossover Pipe	417	Bracket, Carburetor Return Spring	544
Bearing, Roller Pilot	586	Bolt, Crankshaft Pulley	476	Bracket, Clutch Bellcrank Frame	591
Bed Molding Clip Set	250	Bolt, Cross Shaft	352	Bracket, Console Mounting	168
Bellcrank Pivot Ball, Frame Side	591	Bolt, Disc Brake Caliper Mounting	390	Bracket, Convertible Cylinder to Floor	307
Bellcrank, Clutch	591	Bolt, Fan Clutch to Water Pump	422	Bracket, Convertible Top Switch Mounting	140
Bellhousing	586	Bolt, Flywheel to Crankshaft	586	Bracket, Cruise Control Cable	543
Bellhousing Bolt, Transmission	586	Bolt, Header	552	Bracket, Electric Fan	423
Bellhousing Duct Shield	586	Bolt, Hood Pilot	287	Bracket, Engine Frame	459
Bellhousing Dust Shield	586	Bolt, Horn Mounting	167	Bracket, Engine Pul	456
Belt Conversion, Serpentine	475	Bolt, Intake Manifold Stud	522	Bracket, Fender to Valance	292
Belt, AC	451	Bolt, License Plate	182	Bracket, Front Under Seat Mounting	301
Belt, Alternator/Generator	523	Bolt, Lower Rear Shock	363	Bracket, Fuel Filter	521
Belt, Power Steering	344	Bolt, Motor, Alternator	459	Bracket, Generator Mounting	521
Belt, Serpentine	430-431	Bolt, Oil Pump Bypass Valve	464	Bracket, Grill Screen	279
Belt, Smog Pump	555	Bolt, Pressure Plate to Flywheel	586	Bracket, Headlight Bezel	260
Belt, V	430-431	Bolt, Seat Belt Anchor	50	Bracket, Heater Control Panel	446
Bench Seat Console	171	Bolt, Steering Box Mounting	347	Bracket, Heater Hose Conversion	420
Bench Seat Extenders	38	Bolt, Throttle Lever Arm	172	Bracket, Ignition Coil Conversion	591
Bench Seat Wire Cable	40	Bolt, Transmission Bellhousing	586	Bracket, Ignition Coil	502
Bezel Clip, Headlamp	260	Bolt, Trunk Latch	329	Bracket, Kickdown Cable Mounting	579
Bezel Nut, Ignition Switch	136	Bolt, Turn Signal Hold Down	159	Bracket, License Plate	275, 284
Bezel, Antenna	135	Bolt, Water Outlet	439	Bracket, Manual Choke Cable Mount	545
		Bolt, Water Pump	436	Bracket, Morse Cable	543

# Product Index

**Bracket, Muffler Support** ..... 557  
**Bracket, Oil Cooler** ..... 470  
**Bracket, Oil Pressure Warning** ..... 464  
**Bracket, Outer Mirror** ..... 321  
**Bracket, Pedal Drive-By-Wire** ..... 174  
**Bracket, Power Steering Slave Cylinder** ..... 347  
**Bracket, Proportioning Valve** ..... 381  
**Bracket, Radiator To Core Support** ..... 285  
**Bracket, Rear View Mirror** ..... 95  
**Bracket, Seat Track Wire Release** ..... 39  
**Bracket, Shift Cable** ..... 583  
**Bracket, Shifter Linkage** ..... 582  
**Bracket, Shifter Support** ..... 592  
**Bracket, Smog Pump** ..... 555  
**Bracket, Sun Visor** ..... 93  
**Bracket, Sway Bar** ..... 356  
**Bracket, Throttle Cable** ..... 546-547  
**Bracket, Throttle Valve Cable** ..... 579  
**Bracket, Transmission Cable** ..... 543  
**Bracket, Transmission Control Cable** ..... 583  
**Bracket, Transmission Shifters** ..... 582  
**Bracket, Under Dash Courtesy Light** ..... 97  
**Bracket, Windshield Washer Jar** ..... 298  
**Brackets, Anti-Squat** ..... 367  
**Brackets, Armrest** ..... 74  
**Brackets, Bumper** ..... 282-283  
**Brackets, Drop Spindle Disk Brake** ..... 393  
**Brackets, Fender Support** ..... 292  
**Brackets, Glove Box Door Stop** ..... 141  
**Brackets, Grill** ..... 279  
**Brackets, Grill Support** ..... 285  
**Brackets, Power Steering Pump** ..... 340  
**Brackets, Rear Valve Support** ..... 352  
**Brackets, Seat Mounting** ..... 383  
**Braided Line Clamps** ..... 392  
**Brake Adjusting Hole Cover** ..... 395  
**Brake Adjustment Tool** ..... 395  
**Brake and Parts Cleaner** ..... 395  
**Brake Backing Plate, Disc** ..... 391  
**Brake Bleeder Screws** ..... 395  
**Brake Bleeder Tool** ..... 381  
**Brake Bleeder Valve** ..... 395  
**Brake Booster Repair Set** ..... 379  
**Brake Booster/Master Cylinder** ..... 374  
**Brake Cable Pliers** ..... 387  
**Brake Cable, Park** ..... 386-387  
**Brake Caliper** ..... 389  
**Brake Caliper Bracket** ..... 390  
**Brake Caliper Hose Bolt** ..... 389  
**Brake Caliper Rebuild Set** ..... 388  
**Brake Caliper/Drum Paint System** ..... 388  
**Brake Combination Valve** ..... 380  
**Brake Cylinder Hone Tool** ..... 395  
**Brake Distribution Block** ..... 376  
**Brake Drum** ..... 391  
**Brake Drum Anti-Vibration Spring** ..... 391  
**Brake Firewall Pushrod Boot** ..... 379  
**Brake Flex Hose** ..... 384  
**Brake Fluid** ..... 395  
**Brake Hardware Set** ..... 392  
**Brake Hose Banjo Bolt** ..... 384  
**Brake Hose Clip** ..... 383  
**Brake Hose Copper Washer** ..... 383  
**Brake Lamp Relay Set** ..... 621  
**Brake Lamp Switch** ..... 139  
**Brake Lamp Switch Retaining Clip** ..... 383  
**Brake Line Clips** ..... 383  
**Brake Line Fitting** ..... 383  
**Brake Line Set** ..... 382  
**Brake Line Shield** ..... 383  
**Brake Manual** ..... 189  
**Brake Master Cylinder** ..... 375  
**Brake Master Cylinder Hardware** ..... 376  
**Brake Master Cylinder Rebuild Set** ..... 376  
**Brake Master Cylinder/Booster** ..... 374  
**Brake Metering Valve** ..... 380  
**Brake Pad Spreader** ..... 395  
**Brake Pads** ..... 390-391  
**Brake Pedal Bushing** ..... 177  
**Brake Pedal Clevis** ..... 177  
**Brake Pedal Pin** ..... 173, 176  
**Brake Pedal Return Spring** ..... 176  
**Brake Pedal Rod Extensions** ..... 177  
**Brake Pedal Shaft Pin** ..... 177  
**Brake Pedal Trim Plate** ..... 176  
**Brake Rotor, Disc** ..... 388

**Brake Rotor/Drum Nut** ..... 388  
**Brake Shoe Anchor Bolts** ..... 391  
**Brake Shoe Guard Plate** ..... 391  
**Brake Shoe Hold Down Set** ..... 391  
**Brake Shoe Retaining Pin** ..... 392  
**Brake Shoes** ..... 391  
**Brake Spindles** ..... 393  
**Brake Springs** ..... 395  
**Brake Spring Removal Tool** ..... 395  
**Brake/Clutch Pedal Clip** ..... 177  
**Brake/Clutch Pedal Pad** ..... 176  
**Brake/Clutch Pedal Set** ..... 174  
**Brecker Cap** ..... 492  
**Breather, Valve Cover** ..... 492  
**Brodie Knob, Steering Wheel** ..... 181  
**Brushes, Starter Motor** ..... 518  
**Brush Set End Cap** ..... 37  
**Bucket Seat Molding** ..... 37  
**Bucket Seat Trim** ..... 37  
**Bucket Seats** ..... 42-45  
**Bucket, Headlamp Mounting** ..... 260  
**Buckle Cover, Seat Belt** ..... 47  
**Build Sheet, Factory** ..... 221  
**Bulb and Socket, Gauge** ..... 123  
**Bulb Covers, Light** ..... 123  
**Bulb LED, Gauge** ..... 123  
**Bulb, Console Transmission Indicator** ..... 170  
**Bulb, Dome Lamp** ..... 96  
**Bulb, Headlamp Halogen** ..... 276  
**Bulb, Tachometer** ..... 123  
**Bulb, Trunk Lamp** ..... 329  
**Bulbs, Lamp** ..... 276-277  
**Bumper Brace** ..... 282  
**Bumper Bracket, Rear** ..... 325  
**Bumper Brackets** ..... 282-283  
**Bumper Cover Retainer** ..... 280  
**Bumper Cover, Rear** ..... 280  
**Bumper Filler** ..... 281  
**Bumper Guard** ..... 282  
**Bumper Guard Bracket** ..... 282  
**Bumper Mounting Hardware** ..... 283  
**Bumper Reinforcement, Front** ..... 282  
**Bumper Set, Rubber** ..... 233  
**Bumper Sticker** ..... 215  
**Bumper Stop, Upper Control Arm** ..... 233  
**Bumper Support Bracket Brace** ..... 283  
**Bumper, Ashtray** ..... 145  
**Bumper, Center Console Rubber** ..... 168  
**Bumper, Clutch Pedal Return** ..... 177  
**Bumper, Chrome** ..... 482  
**Bumper, Door Handle** ..... 315  
**Bumper, Door Pull Handle** ..... 85  
**Bumper, Front** ..... 280  
**Bumper, Fuel Filler Door** ..... 529  
**Bumper, Glove Box Door Arm** ..... 142  
**Bumper, Hood** ..... 233  
**Bumper, Rear** ..... 280  
**Bumper, Rear Compartment** ..... 232-324  
**Bumper, Spare Tire Cover** ..... 330  
**Bumpers, Door** ..... 238  
**Bumpers, Door** ..... 226  
**Bumpers, Glove Box Door** ..... 142  
**Bumpers, Seat Back** ..... 40  
**Bumpers, Tailgate** ..... 231  
**Bushing & Tip Set, Sun Visor** ..... 97  
**Bushing Installation/Removal Tool** ..... 352  
**Bushing Set, Convertible Top Frame** ..... 309  
**Bushing Set, Polyurethane** ..... 353  
**Bushing Set, Rear Suspension** ..... 365  
**Bushing Set, Strut Rod** ..... 352  
**Bushing, Accelerator Pedal** ..... 172  
**Bushing, Brake Pedal** ..... 177  
**Bushing, Carburetor & Throttle Arm Linkage** ..... 544  
**Bushing, Clutch Bellcrank** ..... 591  
**Bushing, Clutch Pedal** ..... 177  
**Bushing, Clutch Pedal Pushrod** ..... 309  
**Bushing, Convertible Top Pivot** ..... 309  
**Bushing, Disc Brake Caliper Sleeve** ..... 390  
**Bushing, Door Hinge** ..... 313  
**Bushing, Guide Pin** ..... 306  
**Bushing, Transmission Pilot** ..... 86  
**Bushing, Mirror Mount** ..... 95  
**Bushing, Panhard Bar** ..... 366  
**Bushing, Rear Trailing Arm** ..... 365  
**Bushing, Shift Linkage Bellcrank** ..... 591  
**Bushing, Sway Bar** ..... 356

**Bushings, Body Mount** ..... 359  
**Bushings, Control Arm** ..... 349, 353  
**Bushings, Radiator Support** ..... 285  
**Bushings, Shift Lever** ..... 593  
**Bushings, Strut Arm** ..... 392  
**Bushings, Sway Bar** ..... 356  
**Bushings, Track Bar Rear** ..... 366  
**Bushing, Wiper Transmission** ..... 297  
**Button, Door Panel/Upholstery** ..... 72  
**Button, Horn** ..... 156-157  
**Button, Seat Back Release** ..... 37  
**Button, Seat Upholstery** ..... 37  
**Bypass Valve Bolt, Oil Pump** ..... 464  
**Bypass Valve, Oil Filter** ..... 464

## C

**C-Clip Axle** ..... 368  
**C-Clip Eliminators** ..... 368  
**Cable Bolts, Battery** ..... 599  
**Cable Clip, Kick Panel** ..... 51  
**Cable Set, AC/Heater Control** ..... 445  
**Cable Set, EZ-Slider** ..... 147  
**Cable Shift Control Set** ..... 147  
**Cable Ties, Steel** ..... 566  
**Cable, Air Flow Control** ..... 445  
**Cable, Antenna** ..... 135  
**Cable, Antenna Lead coaxial** ..... 135  
**Cable, Battery Cloth Insulator** ..... 599  
**Cable, Bench Seat Adjustment** ..... 40  
**Cable, Convertible Top Hold Down** ..... 306  
**Cable, Hood Release** ..... 287  
**Cable, Kickdown** ..... 387  
**Cable, Park Brake** ..... 386-387  
**Cable, Shifter** ..... 583  
**Cable, Speed Warning Control** ..... 111  
**Cable, Speedometer** ..... 110  
**Cable, Throttle** ..... 546  
**Cable, Throttle Valve Control** ..... 578  
**Cables, Battery** ..... 598-599  
**Cables, Turn Signal** ..... 152  
**Caliper Bracket, Brake** ..... 390  
**Caliper Rebuild Set** ..... 389  
**Caliper, Brake** ..... 389  
**Cam, Tailgate Window Regulator** ..... 238  
**Cam, Turn Signal Cancelling** ..... 153  
**Cams & Valvetrains Manual** ..... 189  
**Camshaft Gear Drive** ..... 476  
**Camshaft Installation Tool** ..... 453  
**Camshafts** ..... 480  
**Canister, Vacuum** ..... 449  
**Canvas Top Cleaner** ..... 193  
**Cap, AC Service** ..... 449  
**Cap, AC Switch** ..... 445  
**Cap, Breather** ..... 492  
**Cap, Distributor** ..... 500-501  
**Cap, Horn** ..... 158  
**Cap, Interior Center Pillar** ..... 97  
**Cap, Master Cylinder** ..... 373  
**Cap, Oil** ..... 493  
**Cap, Oil Breather** ..... 492-493  
**Cap, Power Steering** ..... 339  
**Cap, Power Steering Control Valve** ..... 345  
**Cap, Radiator** ..... 414  
**Cap, Radiator Overflow Jar** ..... 415  
**Cap, Seat Pivot** ..... 542  
**Cap, Vacuum** ..... 542  
**Cap, Valve Stem** ..... 393  
**Cap, Wheel Bearing** ..... 404  
**Cap, Windshield Washer Jar** ..... 298  
**Cap, Windshield Wiper Arm** ..... 294  
**Cap/Hat** ..... 178, 180  
**Car Care Products** ..... 192-194  
**Car Cover** ..... 4-7  
**Car Cover Antenna Grommet** ..... 5  
**Car Cover Grommet** ..... 5  
**Car Cover Lock and Cable Set** ..... 5  
**Car Cover Storage Bag** ..... 5  
**Car Magnet** ..... 181  
**Carburetor Bypass Regulator** ..... 536  
**Carburetor** ..... 538-539  
**Carburetor & Throttle Arm Linkage Bushing** ..... 544  
**Carburetor Accelerator Pump Squirters** ..... 541  
**Carburetor Adapter** ..... 542  
**Carburetor Baffle Plate** ..... 543  
**Carburetor Ball Stud Set** ..... 544

# Product Index

Carburetor Cable Brackets	547	Clamp, Battery Tray	597	Clutch Adjustment Rod	591
Carburetor Calibration Set	541	Clamp, Car Cover	547	Clutch Bellcrank	591
Carburetor Choke	545	Clamp, Distributor Hold Down	498	Clutch Bellcrank Felt Seal	591
Carburetor Cover	513, 543	Clamp, Exhaust	557	Clutch Bellcrank Frame Bracket	591
Carburetor Float Bowl Screw	543	Clamp, Heater Core	442	Clutch Bellcrank Pivot Bushing	591
Carburetor Fuel Line	535	Clamp, Muffler	557	Clutch Bellcrank Pivot Stud Lock	591
Carburetor Gasket	540	Clamp, PCV Valve	491	Clutch Disc	588-589
Carburetor Heat Shield	542	Clamp, Pushrod Steering Hose	343	Clutch Disc Reservoir	589
Carburetor Installation Set	540	Clamp, Smog Pump Hose	555	Clutch Fork	590
Carburetor Insulator	542	Clamps, Braided Line	383	Clutch Fork Boot	590
Carburetor Insulator Spacer	542	Clamps, Fuel Hose	533	Clutch Fork Mounting Stud	590
Carburetor Jet	541	Clamps, Hose	420	Clutch Fork Pushrod	590
Carburetor Linkage Plate	543	Clamps, Lines	533	Clutch Fork Rod	590
Carburetor Linkage Set	544	Clamps, Water Pump Bypass Hose	437	Clutch Fork Spring	590
Carburetor Main Body	538	Cleaner, Canvas Top	193	Clutch Linkage Retainer Clip	591
Carburetor Manually	187	Cleaner, Upholstery	193	Clutch Master/Slave Cylinder	589
Carburetor Mount Linkage Bracket	544	Cleaner, Vinyl Top	193	Clutch Pedal Bushing	177
Carburetor Needle and Seat	543	Cleaner, Wheel & Tire	194	Clutch Pedal Bushing	173, 176
Carburetor Power Valve	541	Clearance Lamp, LED	265	Clutch Pedal Pushrod Bushing	591
Carburetor Rebuild Set	540	Clevis, Brake Pedal	177	Clutch Pedal Return Bumper	177
Carburetor Repair Set	541	Clip Molding, Inner Dash	105	Clutch Pedal Shaft Ball Stud	177
Carburetor Return Spring	544	Clip Set, Bed Molding	250	Clutch Pedal Trim Plate	176
Carburetor Return Spring Bracket	544	Clip Set, Rear Fin Molding	250	Clutch Reservoir, Remote	590
Carburetor Rod Clip	543	Clip Set, Rocker Panel Molding	250	Clutch Rod	590
Carburetor Secondary Spring	544	Clip Set, Trunk Molding	250	Clutch Rod Firewall Boot	591
Carburetor Spacer	543	Clip, Back-Up Switch Wire	591	Clutch Rod Swivel	591
Carburetor Stud	544	Clip, Battery Cable	599	Clutch Rod to Fork Swivel	591
Carburetor Throttle Stud	547	Clip, Brake Hose	383	Clutch Throw Bearing	589
Carburetor Wedge Plate	543	Clip, Brake Lamp Switch Retaining	139	Clutch, Fan	422
Cargo Area Covers	330	Clip, Brake/Clutch Pedal	177	Clutch/Flywheel Housing Cover	587
Carnauba Wax	192	Clip, Carburetor Rod	543	Coat Hanger Hook	93
Carpet	8-9	Clip, Clutch Linkage Retainer	591	Coil Cover	502-503
Carpet Dye	197	Clip, Console Seat Belt	507	Coil Pack Shield	503
Carpet Jute Padding	10	Clip, Convertible Top Binding End	205	Coil Spring Decal	218
Carpet Underlay	13	Clip, Convertible Top Hose	507	Coil Spring Isolators	361
Carpet, Console	168	Clip, Convertible Well Molding	250	Coil Spring Retainers	360
Carpet, Door Panel	71	Clip, Disc Brake Pad Retainer	390	Coil Spring Spacer	361
Carpet, Kick Panel	51	Clip, Distributor Cap Retaining	85	Coil Spring, Door Panel	85
Carpet, Trunk	330	Clip, Door Trim Bezel	85	Coil Spring, Lower Leaf	610
Case, Hook & Spring, Glove Box	142	Clip, Door Lock Rod Retaining	85, 315	Coil to Distributor Lead Wire	610
Cast Iron Manifold Dressing	553	Clip, Fuel Line	283	Coil Wires	503
Catalytic Converter Decal	218	Clip, Headlamp Bezel	360	Coil, Ignition	501-503
Catch Tank, Oil	470	Clip, Headliner Bow	320	Coilover Set	357, 361
Catch, Trunk Lid	329	Clip, Headliner Bow Locator	92	Coin Holder, Console	170
Center Cap, Steering Wheel	165	Clip, Heater Control Cable	443	Color, Radio	127
Center Cap, Wheel	400, 403, 405-406	Clip, Heater Control Lens	446	Column Gearshift Lever	151
Center Console	171	Clip, Heater Core Mounting	442	Column Lock Plate Retainer	149
Center Console Ashtray	145	Clip, Kickdown Rod	579	Column Shift Cable Linkage	582
Center Console Rubber Bumper	168	Clip, License Plate Panel	284	Column Shift Indicator Lens	107
Center Dash AC Diffuser	447	Clip, Oil Line	169	Column Shift Lens Housing	107
Center Drag Link	349	Clip, Oil Pan Battery Cable	466	Column Shift Lever Knob	151
Center Floor Brace	302	Clip, PCV Valve	491	Column, Tilt Steering	146
Center Link Repair Set, Manual Steering	348	Clip, Quarter Panel Molding	247	Combination Valve, Brake	380
Center Support Bearing	367	Clip, Radiator Fan Shroud	417	Compass Gauge	109
Certificate, Warranty	220	Clip, Rear Cove Molding	249	Compass Instruction Decal	219
Certification Decal, Vehicle	418	Clip, Shift Rod Retainer	593	Compass Lamp Wiring Harness	609
Chain, Timing	273	Clip, Speedometer Cable	110-111	Compression Fittings, Transmission	577
Channel Liner, Window	230	Clip, Speedometer Drive Gear	111	Compressor Block Fittings	451
Channel, Lower Window	237	Clip, Tailgate Molding	250	Compressor Tool, Valve Spring	456
Channel, Trunk Side Weatherstrip	230	Clip, Tailgate Remote Control	329	Compressor, AC	450
Charcoal Canister, Fuel Vapor	533	Clip, Throttle Valve Control	579	Condenser, AC	453
Chassis Wiring Harness	611-613	Clip, Trunk Wire Gutter	324	Condenser, Ignition	501
Choke Valve, Headlamp	259	Clip, Windshield Molding	252	Connector, AC Heater Diverter Valve Link	445
Chisel Tool, Steam Buster	334	Clips, Back Glass Molding	253	Connector, Knock Sensor	610
Choke Cable, Manual	545	Clips, Brake/Clutch Pedal	383	Console, Shift Lens	168, 171
Choke Coil, Thermostatic	545	Clips, Door Latch	85	Console AT Indicator Bulb	170
Choke Heat Riser Tube	545	Clips, Door Latch Rod	315	Console Base	168
Choke Rod	545	Clips, Door Panel	72-73	Console Carpet	168
Choke Set, Carburetor	545	Clips, Door Spear Molding	243	Console Case Lock	317
Choke Shutdown Relay	545	Clips, Door Skirt	293	Console Clock	170
Choke Thermostat Cover	545	Clips, Fender Splash Shield	232	Console Clock Lens	170
Choke Thermostat Mounting Screw	545	Clips, Fuel Line	535-536	Console Coin Holder	170
Chrome Instrument Folder	219	Clips, Fuel Line	535-536	Console Door	170
Chrome Lens Screws	262	Clips, Glove Box	141	Console Door Lamp Harness & Switch	609
Cigarette Lighter	143	Clips, Molding	251, 254	Console Emblem	609
Cigarette Lighter Bezel	143	Clips, Quarter Window Molding	253	Console Extension Wiring Harness	609
Cigarette Lighter Heating Element	143	Clips, Retaining	283	Console Gauge Oil Line	169
Cigarette Lighter Housing	144	Clips, Sail Panel	92	Console Gearshift Spring	582
Cigarette Lighter Tag	219	Clips, Tail Fin Corner Molding	251	Console Inserts	168
Cigarette Lighter Wiring Harness	604	Clips/Fasteners/Bolts	336-337	Console Lamp Housing	169
Circuit Add-On Indicator	619	Clips, Rear Door Panel	248	Console Lens, Rear	169
Circuit Board, LED Taillamp	609	Clips, Lock Lens	106-107	Console Lock	170
Circuit Breaker to Seat Wiring Harness	608	Clock Wiring Harness	609	Console Mounting Bracket	168
Circuit Breaker, Body Wiring	618	Clock, Console	170	Console Seat Belt Clip	50
Clamp Ring Hose, Fuel	533	Clock, Dash	109	Console Shift Lens	169
Clamp, AC Hose	449	Clock, Digital	413	Console Shift Lens Decal	169

# Product Index

Console Shift Plate.....	169
Console Shift Plate Emblem.....	170
Console Shift Switch Plate.....	169
Console Wiring Harness.....	609
<b>Console, Bench Seat</b> .....	171
Console, Floor.....	171
Contact, Horn.....	378
Continental Set Emblem.....	328
Continental Sets.....	328
<b>Control Arm</b> .....	349, 351, 364
Control Arm Bolt Set.....	366
<b>Control Arm Bumper</b> .....	352-353
Control Arm Bushings.....	349, 353
Control Arm Plate Set, Lower.....	351
Control Arm Shaft.....	352
Control Cable, Air Flow.....	445
<b>Control Lever Pivot Pin</b> .....	151
Control Set, Cable Shift.....	345
<b>Control Valve Kit, Power Steering</b> .....	349
<b>Controller, Electric Fan</b> .....	427
Conversion Box, Power Steering.....	347
Conversion Set, LS Engine.....	457
Conversion Set, Power Door Lock.....	614
<b>Conversion Set, Power Window</b> .....	617
Conversion Set, Shifter.....	378
Conversion Set, STV Valve.....	455
Conversion, Disc Brake Front.....	372-373
Conversion, Electric Kickdown.....	578
Conversion, Front Disc Brake.....	373
Conversion, Self-Adjusting Drum Brake.....	392
Converter Cover Pan Screw.....	572
<b>Converter, Torque</b> .....	570
Convertible Cowf Foot Brace.....	301
<b>Convertible Rear Tack Strip Bow</b> .....	305
Convertible Top Binding End Clip.....	305
Convertible Top Bolt Set.....	309
Convertible Top Boot.....	308
<b>Convertible Top Boot Snaps</b> .....	308
Convertible Top Boot Storage Bag.....	308
Convertible Top Boot Well Retainer.....	308
Convertible Top Bow Parts.....	305
Convertible Top Cylinder.....	307
<b>Convertible Top Cylinder to Floor Bracket</b> .....	307
Convertible Top Decal.....	218
Convertible Top Defogger Bezel.....	136
Convertible Top Drive Cable.....	307
Convertible Top Drive Gear.....	307
Convertible Top Frame Bushing Set.....	309
Convertible Top Header Bow.....	305
Convertible Top Header Bow Guide Pin.....	306
<b>Convertible Top Header Bow Windlace</b> .....	305
Convertible Top Header Seal.....	225
Convertible Top Header Strip.....	305
Convertible Top Hold Down Cable.....	306
Convertible Top Hose Clip.....	307
Convertible Top Hydraulic Hose Set.....	307
<b>Convertible Top Latch</b> .....	306
Convertible Top Latch Handle.....	306
Convertible Top Latch Hook Knuckle.....	306
Convertible Top Latch Knuckle Hook.....	306
Convertible Top Latch Screw.....	306
Convertible Top Manual.....	186
Convertible Top Motor Grommet.....	307
Convertible Top Motor Pump.....	307
Convertible Top Motor Shield.....	307
Convertible Top Pad.....	308
Convertible Top Pinch Rail Pad.....	306
Convertible Top Pivot Bolt.....	309
Convertible Top Pivot Bolt.....	309
Convertible Top Pivot Bushing.....	309
Convertible Top Pinch Bolt Grommet.....	307
Convertible Top Rain Gutter Wire.....	306
<b>Convertible Top Rear Bow</b> .....	306
Convertible Top Rear Drain Tube.....	306
Convertible Top Rear Glass Window Arm.....	306
<b>Convertible Top Reinforcement Rails</b> .....	303
Convertible Top Roll-Over Protection.....	305
<b>Convertible Top Striker Plate</b> .....	306
<b>Convertible Top Switch</b> .....	140
Convertible Top Switch Knob.....	140
Convertible Top Switch Mounting Bracket.....	140
Convertible Top Tack Strip.....	305
<b>Convertible Top Tack Strip Bow Ends</b> .....	305
Convertible Top Weatherstrip.....	225
Convertible Top Wiring Harness.....	608
Convertible Top, Window.....	304-305
Convertible Tops.....	304-305

Convertible Weatherstrip Set.....	222
Convertible Well Liner.....	308
Convertible Well Molding Clip.....	269
Coolant Additive.....	417
Coolant Crossover Pipe.....	417
Coolant Crossover Pipe Bolt.....	417
Coolant Decal, Engine.....	214
Coolant Electric Fan.....	417
<b>Coolant Hose Adapter</b> .....	417
<b>Coolant Reservoir Tank</b> .....	415
Coolant Temperature Sending Unit.....	435
Coolant Temperature Sensor.....	434
Cooler, Fan, Steering.....	347
<b>Cooling Fan Blades, Radiator</b> .....	421
Cooling Fan Shutdown.....	428
<b>Cooling Fan Spacer</b> .....	422
<b>Cooling Fan, Electric</b> .....	423-426
Cooling Fan, Transmission.....	577
Cooling System Zinc Anode.....	427
Core Support Connector.....	623
Core Support, Radiator.....	285
Corner Lamp Bezel.....	264
Corner Lamp Lens.....	264
Corrosion Barrier Coating.....	195
Counter Stool.....	182
Countershaft Gear Bearing Washer.....	585
Coupler Hardware, Steering.....	345
Coupler, Steering.....	345
Courtesy Lamp Wiring Harness.....	97, 609
Cove Molding.....	248-249
Cover Bail, Master Cylinder.....	377
<b>Cover Panels, Armrest/Piston</b> .....	78
Cover Slide, Ashtray.....	144
Cover, Brake Adjuster Hole.....	292
Cover, Choke Throttle.....	545
Cover, Coil.....	502
<b>Cover, Dash Pad</b> .....	101-103
<b>Cover, Differential</b> .....	571
Cover, Door Switch.....	138
Cover, Firewall Relay.....	618
Cover, Harmonic Balancer.....	457
Cover, Headlamp.....	299
Cover, Heli Coil.....	303
Cover, Ignition Coil.....	490
Cover, Lock Plate.....	140
<b>Cover, Master Cylinder</b> .....	377
Cover, Oil Pump.....	464
<b>Cover, Pedal</b> .....	176
Cover, Quarter Stick Shifter.....	581
Cover, Rear Radio Speaker.....	128
Cover, Seat Belt Buckle.....	407
Cover, Seat Headrest.....	40-41
<b>Cover, Shifter Tunnel</b> .....	300
Cover, Spare Tire.....	331
Cover, Timing.....	472-474
<b>Cover, Torque Converter</b> .....	572
Cover, Vacuum Advance.....	499
<b>Cover, Valve</b> .....	486-489
<b>Cover, Vent Window</b> .....	235
Cover, Wheel.....	402
<b>Covers, Armrest</b> .....	62, 64, 67, 69
Covers, Cargo Area.....	330
<b>Covers, Pedal</b> .....	173
<b>Covers, Piston</b> .....	62, 64, 67, 69
Cowl Bracket.....	294
Cowl Hood Number Emblem.....	209
Cowl Panel.....	294
Cowl Plug.....	294
Cowl Side Drain Gutter.....	224
Cowl Tag Rivets.....	294
Cowl Vent Panel.....	294
Crankcase Evacuation System.....	491
Crankcase Vent Filter.....	511
Crankcase Vent Tube.....	511
Crankcase Vent Tube Mounting Set.....	511
Crankcase Ventilation Tag.....	219
<b>Crankshaft Pulley</b> .....	475-476
Crankshaft Pulley Bolt.....	476
Crankshaft Turning Socket.....	456
Cross Rail, Trunk Floor.....	325
Cross Rail Bolt.....	352
<b>Crossmember, Transmission</b> .....	569
<b>Cruise Control Cable Bracket</b> .....	543
Cruise Control Instruction Card.....	220
Cruise Control Unit.....	152
Cruise Control Wiring Harness.....	610

Cruised Sleeve, Pinion Gear.....	370
<b>Cupped Fender Washer</b> .....	292
Curb Feet.....	462
<b>Custom Trim Plates</b> .....	128
Cylinder Head Bolts.....	461
Cylinder Rebuild Set, Wheel.....	392
Cylinder Ring, Tailgate Handle.....	318
Cylinder, Convertible Top.....	307

## D

Damper Pad, Insulation.....	15
Damper, Harmonic.....	477
<b>Dash AC Vent Housing</b> .....	447
Dash Ashtray.....	145
Dash Bezel.....	136
Dash Bezel Set.....	136
Dash Clock/Reset Knob.....	109
Dash Emblem.....	122
<b>Dash Gauge Adapters</b> .....	104
<b>Dash Gauges</b> .....	112-120
Dash Grab Handle.....	103
Dash Instrument Cluster Wiring Harness.....	604
Dash Louver.....	447
<b>Dash Molding Clip, Inner</b> .....	105
Dash Pad.....	100-101
<b>Dash Pad Cover</b> .....	101-103
<b>Dash Panel Fascia</b> .....	104
Dash Panel Insert.....	104
Dash Panel Lettering Decal.....	136
Dash Panel Light Dimmer.....	112
<b>Dash Vent Ball Retainer</b> .....	446
Deadener, Sound.....	210
Dealer Accessory Sticker.....	17
Decal Applicator.....	217
<b>Decal, AC</b> .....	214
Decal, AC Compressor.....	214
Decal, AC Evaporator.....	214
Decal, Air Cleaner.....	213
Decal, Alternator.....	214
Decal, Battery.....	211
Decal, Battery Disconnect Position.....	601
Decal, Catalytic Converter.....	218
Decal, Coil Spring.....	218
Decal, Compass Instruction.....	169
Decal, Console Shift Lens.....	169
Decal, Convertible Top.....	218
Decal, Dash Panel Lettering.....	136
Decal, Dick Harell.....	217
Decal, Diesel Glow Plug.....	211
Decal, Door Jamb.....	218
Decal, Emission.....	215
Decal, Engine Coolant.....	214
Decal, Fan.....	214
Decal, Fuel.....	217
Decal, Gas Cap.....	218
Decal, Ignition Amplifier.....	213
Decal, Ignition Coil.....	213
Decal, Interior.....	217
Decal, Jacking Instruction.....	217
Decal, Mirror.....	215
Decal, Oil Change.....	213
Decal, Oil Filler Cap.....	213
Decal, Oil Filter.....	213
Decal, Positraction.....	218
Decal, Push Start.....	218
Decal, Service.....	218, 221
<b>Decal, Shock</b> .....	218
Decal, Tire.....	216
Decal, Tire Pressure.....	212
Decal, Valve Cover.....	212
Decal, Vehicle Certification.....	212
Decal, Washer Bottle.....	298
Decal, Wheel Lock Instruction.....	226
Decal, Window.....	216
Decal, Window Police Package.....	218
Decal, Windshield Washer.....	213
Decal, Windshield Washer Bottle.....	213
Decal, Windshield Washer Filler Cap.....	213
Decal, Windshield Washer Lid.....	213
Decals, Wheel Cover.....	403
Deflector, Air Outlet.....	447
Deflector, Exhaust.....	156
<b>Defogger Bezel</b> .....	365



# Product Index

Defogger Switch	140	Door Handle Push Button Set	314	Drain Plug, Oil Pan	465
Defroster Duct Hose	445	Door Handle Removal Tool	314	Drain Plug, Transmission Case	583
Degree Wheel Tool	456	Door Lock Clip	85, 315	Drain Plug, Transmission Pan	573
Delete Cover, AC	455	Door Handle, Outer	314, 615	Drink Koozies	181
Delete Plate, Radio	104	Door Hanger Tool	334	Drip Rail, Roof	303
Detailing Scraper	211	Door Hinge	313	Drive Cable, Convertible Top	307
Diagrams, Writing	186	Door Hinge Adjuster Tool	334	Drive Gear Bearing Ring, 4-Speed	585
Diaphragm, Master Cylinder	377	Door Hinge Bolt	313	Drive Gear, Convertible Top	307
Diaphragm, Vacuum Secondary	542	Door Hinge Bushing	313	Drive Shaft, Oil Pump	463
Dick Harrell Decal	217	Door Hinge Pillar U-Seals	230	Drive-by-Wire Pedal Pad	175
Dielectric Grease	509	Door Hinge Pin	313	Driveshaft Center Support Bearing	367
Diesel Decal	211	Door Hinge Pin Popper	334	Driveshaft Joint Strap and Bolt	367
Diesel Glow Plug Decal	219	Door Hinge Striker Set	313, 317	Driveshaft Safety Loop	367
Differential Bearing Set	371	Door Hinge Spring	313	Drum Brake Adjuster	391
Differential Cover	371	Door J Weatherstrip	226	Drum Brake Adjusting Screw	391
Differential Cover Bolt Set	371	Door Jamb Decal	218	Drum Brake Brake Cylinder	392
Differential Spider Gear Spanner Nut	370	Door Jamb Rubber Stopper	226	Drum Lever, Parking Brake	395
Differential, 3rd Member	369	Door Jamb Switch	317	Drum, Brake Cover	381
Differential, Locking	370	Door Jamb Switch Seal	140	Dual Battery Control System	620
Differentials Manual	187	Door Jamb Vent	311	Dual Fuel Fuel Line	542
Digital Clock	113	Door Jamb Windlace	226	Duct Hose, Defroster	445
Digital Gauge Conversion	113	Door Latch Assembly	315	Duct, Hood	290
Digital Multimeter	456	Door Latch Clips	315	Dust Boots, Tie Rod End	350
Dimmer Lamp Instruction	219	Door Latch Striker Plates	312	Dust Shield, Bellhousing	586
Dimmer Switch Actuator	138	Door Latch Striker Screw	312	Dust Shields, Fender Skirt	232
Dimmer Switch Cover	138, 173	Door Lock	317		
Dimmer, Dash Panel Light	112	Door Lock Actuator, Power	618	<b>E</b>	
Dipstick Tube Seal, Oil	466	Door Lock Conversion Set, Power	613	E-Brake Pedal Pad	173
Dipstick Tube, Oil	460, 467	Door Lock Cylinder Retainer	317	EFI Air Cleaner Base	549
Dipstick, Oil	460, 467	Door Lock Knob	80-81	EFI Bypass Regulator	536
Dipstick, Transmission	574	Door Lock Knob Ferrule	80	EFI Conversion Set	549
Disc Brake Backing Plate	391	Door Lock Pawl	318	EFI Harness	612
Disc Brake Backing Plate Gasket	391	Door Lock Retainer	318	Elbow, Brake Cover	511
Disc Brake Caliper Bolt Sleeve	389	Door Lock Pillar U-Seals	230	Electric Cooling Fan	423-426
Disc Brake Caliper Mounting Bolt	390	Door Lock Rod	315	Electric Cooling Fan Motor	422
Disc Brake Caliper Sleeve Bushing	390	Door Lock Rod Retaining Clip	85, 315	Electric Fan Bracket	427
Disc Brake Conversion	372-373	Door Lock to Latch Rods	318	Electric Fan Controller	429
Disc Brake Conversion Nut	388	Door Lugs, Molding	245	Electric Mounting Set	427
Disc Brake Pad Retainer Cup	390	Door Mirror	320	Electric Fan Relay	428
Disc Brake Rotor	388	Door Mirror Gasket	321	Electric Fan Spacer	422
Disc, Clutch	588-589	Door Mirror Rivet	321	Electric Fan Thermo Switch	428
Disconnect Switch, Battery	620	Door Molding Insert	245	Electric Fan Wiring Harness with Relay	428
Disc Brake Brackets, Drop Spindles	393	Door Opener, Remote	614	Electric Fuel Pump	537
Distribution Block, Brake	376	Door Panel	70	Electric Glowdown Conversion	578
Distributor	496-497	Door Panel Carpet	71	Electric Water Pump	434
Distributor Advance Curve Set	499	Door Panel Crips	72-73	Electric Water Pump Drive Belt	434
Distributor Cap	500-501	Door Panel Coil Spring	85	Electric Water Pump Mounting Plate	434
Distributor Cap Retaining Clip	500	Door Panel Emblems	72	Electric Water Pump Pulley	434
Distributor Gasket	498	Door Panel Medallion	72	Electric Water Pump Relay	434
Distributor Gear	498	Door Panel Plugs	72-73	Electrical Connector Separator	620
Distributor Hold Down Clamp	498	Door Panel Rails	70	Electrical Manual	484
Distributor Housing Shims	498	Door Panel Reflector	72	Electronic Brake Master Cylinder	375
Distributor Intermediate Shaft	498	Door Panel Retainer	239	Electronic Speed Sensor Lead	378
Distributor Lead	498	Door Panel Trim	71	Electronic Vacuum Pump Set	378
Distributor Rotor	500-501	Door Panel Upholstery Button	72	Eliminator Rust Remover	334
Distributor Stud	498	Door Pull Handle Bumper	72	Emblem Adhesive	209
Distributor Tag	522	Door Pull Strap End Cap	85	Emblem Attachment Tape	205
Distributor Vacuum Advance	499	Door Striker Bolt Washer	312	Emblem Barel Nuts	201
Distributor Vacuum Line	498	Door Striker Bolt Washer	312	Emblem, Air Cleaner	210
Distributor Vacuum Tee	499	Door Release, Interior	85	Emblem, Astro Ventilation	445
Distributor Washer	498	Door Shell	311	Emblem, Boy Tie	209
Distributor Wire Grommet	498	Door Sill Plate Screw	10	Emblem, Console	170
Distributor Wire Harness	499	Door Sill Plates	10	Emblem, Console Shift Plate	170
Dome Lamp	96-97	Door Skin, Lower	311	Emblem, Continental Set	328
Dome Lamp Base	96	Door Skin, Outer	311	Emblem, Hood Hood Number	209
Dome Lamp Bezel	96	Door Spear Molding Clips	243	Emblem, Dash	104
Dome Lamp Bulb	96	Door Spring Tool	334	Emblem, Engine Size	209
Dome Lamp Dimmer	97	Door Striker	312	Emblem, Fender	203-205, 209
Dome Lamp Housing	96	Door Striker Bolt Washer	312	Emblem, Glove Box	209
Dome Lamp Lens	96	Door Striker Washer	312	Emblem, Grill	200-201
Dome Lamp Wiring Harness	97	Door Switch, Power	81	Emblem, Hood	201-202
Door & Quarter Window Glass Holder	237	Door Water Shields	70	Emblem, Horn Cap	158
Door Aligning Bar	334	Door Weatherstrip Fastener	225	Emblem, Horn Ring Shroud	158
Door Bottom, Inner	311	Door Weatherstrip Plug	226	Emblem, Hubcap	400
Door Bumpers	126	Door Window Frame Molding	237	Emblem, Hurst Equipped	593
Door Bushing Tool	334	Door Window Wash Channel	170	Emblem, Quarter Panel	206-207
Door Edge Guard	221	Door, Console	570	Emblem, Rear Panel	207-209
Door Frame Weatherstrip	225	Door, Fuel Filler	129	Emblem, Roof	207
Door Glass	234-235	Door, Glove Box	141	Emblem, Sail Panel	207
Door Glass Guide Stop Bumper	239	Door, Glove Box Molding	71	Emblem, Seat Belt	169
Door Glass Roller Catcher	239	Double Flaring Tool	395	Emblem, Shift Plate Pattern	169
Door Glass Stop Bumper	233	Dowel Pins, Bellhousing	586	Emblem, Tailgate	208
Door Handle Bumper	315	Downpipe, Exhaust Manifold	586	Emblem, Tissue Dispenser	105
Door Handle Escutcheon	315	Drain Link, Center	349	Emblem, Trunk	207-208
Door Handle Gasket	315	Drain Plug Gasket, Oil Pan	465	Emblem, Turbo-Jet Horsepower	210
Door Handle Guard	315				

# Product Index

Emblem, Wheel Spinner .....	401	False Alarm .....	190	Filter, Air Cleaner .....	512-513
Emblem/Trim Adhesive .....	208	Fan Blade .....	421	Filter, Automatic Transmission .....	573
Emblems, Door Panel .....	72	Fan Blade, Alternator .....	421	Filter, Coolant .....	417
Emission Decal .....	215	Fan Blade, Radiator .....	421	Filter, Fuel .....	534
End Cap, Bucket Seat .....	37	Fan Bracket, Electric .....	427	Filter, Fuel Tank Pickup Tube .....	534
End Cap, Door Pull Strap .....	72	Fan Clutch .....	422	Filter, Headlamp Door Vacuum Line .....	259
End Links, Sway Bar .....	355	Fan Clutch to Water Pump Bolt .....	422	Filter, Ignition Noise .....	497
Engine Bolt Set .....	461	Fan Clutch to Water Pump Stud .....	422	Filter, Oil .....	471
Engine Coolant Decal .....	214	Fan Decal .....	214	Filter, Power Steering Fluid .....	340
Engine Coolant Plumbing .....	418	Fan Motor, Electric Cooling .....	422	Filter, Tachometer Noise .....	120
Engine Cover, LS .....	457	Fan Mounting Gasket .....	427	Fire Extinguisher .....	191
Engine Designation Emblems .....	409	Fan Pigtail Connector .....	428	Firewall Boot Seal .....	622
Engine Dress-Up Sets .....	209	Fan Shroud .....	416	Firewall Brake/Clutch Boot .....	177
Engine Frame Bracket .....	459	Fan Shroud Clutch Radiator .....	417	Firewall Carpet Guard .....	11
Engine Gasket Sets .....	460, 478	Fan Shroud Fastener .....	417	Firewall Guard Fastener .....	11
Engine Manuals .....	187	Fan Spacer .....	422	Firewall Insulation Pad .....	11-12
Engine Mount .....	458-459	Fan Spacer Bolt Set .....	422	Firewall Plug, Master Cylinder .....	376
Engine Mount Bolt .....	459	Fan Temperature Sensor .....	425	Firewall Relay Cover .....	618
Engine Mount Plate .....	459	Fan Temperature Sending Unit .....	427	Firewall Wire Port .....	622
Engine Mount Shim .....	459	Fan Temperature Sensor .....	427	Fitting, Brake Line .....	382
Engine Oil .....	471	Fan Temperature Switch .....	429	Fitting, Fuel Return Line .....	535
Engine Oil Cooler .....	468-469	Fan Thermostat, Electric .....	428-429	Fitting, O-Ring to Invert Flare .....	347
Engine Pull Bracket .....	459	Fan Wiring Harness, Electric .....	427	Fitting, Oil Line .....	169
Engine Pushrod .....	460	Fan, Electric Accessory .....	445	Fitting, Oil Line Block .....	169
Engine Refinishing Paint .....	456	Fan, Heater Blower Motor .....	443	Fitting, Oxygen Sensor .....	554
Engine Rotation Adapter Tool .....	456	Fascia, Dash Panel .....	104	Fitting, Power Steering Pump .....	343
Engine Side Covers .....	489	Fascia, Glove Box Door .....	141	Fitting, Rear Brake Hose Tee .....	384
Engine Size Emblem .....	209	Fascia, Instrument Dash .....	104	Fitting, Water Pump Bypass Hose Outlet .....	457
Engine Tools .....	456	Fast Idle Cut-Off Relay .....	513	Fittings, Transmission, Compression .....	577
Engine Valve Stem Seal .....	479	Fastener Set, Electrical I.D. Tag .....	522	Fittings, Compressor Block .....	451
Engine Wire Harness .....	603	Fastener Set, Front End .....	291	Fittings, Heater Hose .....	419
Engine Wiring Harness .....	612	Fastener Set, Grill .....	279	Fittings, Intake Manifold .....	484
Engine, Crate .....	457	Fastener, Bumper Cover .....	280	Fittings, Transmission Cooler Line .....	575
Epoxy Putty .....	255, 417, 527, 565	Fastener, Door Weatherstrip .....	225	Fittings, Transmission, Compression .....	577
Epoxy, Metal Weld .....	255, 417, 527, 565	Fastener, Firewall Guard .....	11	Flame Arrestor, Air Cleaner .....	510
Epoxy, Quick Set .....	205	Fastener, Hood Insulation .....	286	Flange, Exhaust .....	557
Escutcheon, Door Handle .....	315	Fastener, Rear Wheel Opening Cover .....	292	Flange, Header Collector Ball .....	552
Escutcheon, Interior Handle .....	83	Fastener, Set Adjuster Cover .....	37	Flasher, Four Way .....	141
Escutcheon, Windshield Wiper .....	297	Fastener, Turn ID .....	291	Flasher, Turn ID .....	152
Evaporator Core Expansion Tube .....	454	Fasteners, LED Accessory .....	182	Flasher, Turn Signal .....	141
Evaporator Core, AC .....	453	Fasteners, License Plate .....	182	Flashlight .....	419
Evaporator Kit .....	453	Fasteners, License Plate Mounting .....	284	Flexible Radiator Hose .....	182
Exhaust Balance Pipe .....	556	Fasteners, Underhood/Trunk .....	291	Flexlines, Stainless Steel Brake .....	382
Exhaust Clamp .....	557	Fasteners/Clips/Bolts .....	356-357	Flexplate .....	572
Exhaust Collector Gasket .....	552	Feed Wire, Power Seat .....	608	Flex-plate Cover .....	572
Exhaust Cutout .....	564	Feed Wire, Power Tailgate Window .....	606	Flexplate to Crankshaft Bolts .....	571
Exhaust Cutout Controller .....	564	Feeler Gauges .....	501	Float Adjustment Tool .....	543
Exhaust Deflector .....	565	Felt/Anti-Rattle, Window .....	227-228	Float, Fuel Tank Sending Unit .....	530
Exhaust Flange .....	557	Fender Bezel Gasket .....	292	Floor Brace, Center .....	300
Exhaust Flange Gasket .....	557	Fender Bolt, Power Seat .....	190	Floor Brace, Front .....	302
Exhaust Hanger .....	557	Fender Emblem .....	203-205, 209	Floor Brace, Under Seat .....	302
Exhaust Headers .....	550-551	Fender Eyebrow Molding .....	240	Floor Console .....	168, 171
Exhaust Manifold .....	551	Fender Louver .....	242-243	Floor Heat Shield .....	567
Exhaust Manifold Bolt Lock Set .....	554	Fender Molding Insert .....	245	Floor Insulation .....	567
Exhaust Manifold Bolt Set .....	554	Fender Mounting Bracket .....	242	Floor Mats .....	16-21
Exhaust Manifold Downpipe .....	556	Fender Patch Panel .....	292	Floor Mount Gas Pedal .....	173
Exhaust Manifold Gaskets .....	554	Fender Skirt .....	293	Floor Pan .....	299
Exhaust Manifold Heat Sleeve .....	553	Fender Skirt Clips .....	293	Floor Pan Plug .....	300, 325
Exhaust Manifold Rivets .....	554	Fender Skirt Dust Shields .....	232	Floor Pan Plug, Trunk .....	325
Exhaust Manifold Stud Set .....	554	Fender Skirt Mounting Bolt .....	293	Floor Pan Repair Set .....	335
Exhaust Manifold to Head Pipe Tube Ext. ....	553	Fender Skirt Scuff Plate .....	293	Floor Pan Toe Board .....	300
Exhaust Manifold Tube .....	553	Fender Skirt Seal .....	232, 293	Floor Pan, Rear Seat .....	300
Exhaust Paint .....	198	Fender Skirt Star Emblem .....	209	Floor Pan, Trunk .....	327
Exhaust Pipe Packing Gasket .....	557	Fender Splash Shield Clips .....	232	Floor, Trunk .....	326-327
Exhaust Pipe Quarter Panel .....	557	Fender Support Brackets .....	292	Floor, Trunk Pan Sections .....	327
Exhaust Repair Kit .....	557	Fender to Cowl Bolts .....	292	Flywheel .....	587
Exhaust System .....	562-563	Fender to Valve Bracket .....	292	Flywheel Converter Cover .....	572
Exhaust Tip .....	565	Fender Washer, Cupped .....	292	Flywheel Cover Hardware .....	587
Exhaust Turndown .....	564	Fender Well, Front Inner .....	292	Flywheel Mounting Hardware .....	587
Exhaust Wrap .....	566	Fender Well, Rear Inner .....	292	Flywheel Ring Gear .....	587
Exhaust X-Bolts .....	556	Fender Wheelhouse Bolts .....	292	Flywheel to Crankshaft Bolt .....	586
Exhaust Y-Pipe .....	556	Ferrule, Door Lock Knob .....	80	Flywheel/Clutch Housing Cover .....	587
Expansion Valve, AC .....	455	Filter Detective .....	334	Fog, Lamp Relay .....	259
Extenders, Bench Seat .....	38	Filter Neck, Fuel .....	528	Fogrest, Adjustable .....	175
Extension Harness, Transistor Ignition Amplifier ..	605	Filter Panel, Bumper .....	281	Fog, Clutch .....	500
Exterior Screw Set .....	291	Filter Panel, Radiator .....	37	Formula Five PreLube Grease .....	353
Eyebar Extension .....	240	Filter Panels, Rear Seat .....	37	Formula Five PreLube Grease .....	353
Eyebar Molding .....	240	Filter Plug, Rear Axle .....	368	Frame, License .....	183
EZ-Slider Cable Set .....	445	Filler Tube, Oil .....	467	Frame, Quarter Window .....	237
		Filter Adapter, Deep Pan .....	573	Frame, Seat .....	38
		Filter Adapter, Oil .....	465	Frame, Vent Window .....	237
		Filter Canister, Oil .....	470	Freeze Plugs .....	461
		Filter Connector, Oil .....	465	Fresh Air Duct Seal Set .....	445
		Filter Decal, Oil .....	213	Front and Rear Suspension Sets .....	357-358
		Filter Magnet, Transmission .....	573	Front Bumper .....	281
		Filter Replacement, Oil .....	470	Front Bumper Filler .....	280
<b>F</b>					
Faceplate, Radio .....	126				
Factory Body Sheet .....	221				
Factory Service Manual .....	184				
Factory Shop Manual CD .....	184				



# Product Index

Front Bumper Valance Bumper ..... 293  
 Front End Fastener Set ..... 231  
 Front End Suspension Rebuild ..... 348  
 Front Fender ..... 292  
 Front Floor Brace ..... 302  
 Front Inner Fender Well ..... 292  
 Front Lamp Harness Extension ..... 602  
 Front Lamp Wiring Harness ..... 602  
 Front Splash Pan Seal ..... 232  
 Front Under Seat Mounting Bracket ..... 301  
 Front Wheel Bearing Cap ..... 394  
 Fuel Additive ..... 532  
 Fuel Cap ..... 529  
 Fuel Cap Decal ..... 218  
 Fuel Decal ..... 217  
 Fuel Evaporation Relay ..... 523  
 Fuel Filler Door ..... 539  
 Fuel Filler Door Bumper ..... 233, 526  
 Fuel Filler Neck ..... 528  
 Fuel Filler/Vent Hose ..... 528  
 Fuel Filter ..... 534  
 Fuel Filter Bracket ..... 534  
 Fuel Filter Mount ..... 534  
 Fuel Filter Spring ..... 534  
 Fuel Gauge ..... 108, 115  
 Fuel Gauge Lens ..... 106  
 Fuel Hose ..... 533  
 Fuel Hose End ..... 533  
 Fuel Hose Fittings ..... 533  
 Fuel Hose Stamp ..... 529  
 Fuel Injection System ..... 548  
 Fuel Inlet Nut ..... 542  
 Fuel Line Armor Shielding ..... 535  
 Fuel Line Clips ..... 535  
 Fuel Line Disconnect Set ..... 533  
 Fuel Line Set ..... 532  
 Fuel Line Y-Block ..... 536  
 Fuel Line, Dual Feed ..... 542  
 Fuel Lines ..... 534  
 Fuel Pressure Gauge ..... 534  
 Fuel Pressure Regulator ..... 537  
 Fuel Pressure Tester ..... 534  
 Fuel Pump ..... 526, 531  
 Fuel Pump Block Off Plate ..... 531  
 Fuel Pump Bolts ..... 531  
 Fuel Pump Mounting Plate ..... 531  
 Fuel Pump Mounting Plate Gasket ..... 531  
 Fuel Pump Pushrod ..... 531  
 Fuel Pump Relay ..... 533, 537, 621  
 Fuel Pump Safety Switch ..... 537  
 Fuel Pump to Carb Line ..... 532  
 Fuel Pump, Electric ..... 536-537  
 Fuel Return Line ..... 535  
 Fuel Return Line Fitting ..... 535  
 Fuel System Cleaner ..... 536  
 Fuel Tank ..... 526-527  
 Fuel Tank Anti-Squeak Insert ..... 527  
 Fuel Tank Filler Grommet ..... 528  
 Fuel Tank Filler Hose ..... 528  
 Fuel Tank Filler Neck ..... 526  
 Fuel Tank Filler Neck Hardware ..... 526  
 Fuel Tank Filler Neck Hose ..... 526  
 Fuel Tank Filler Screen ..... 526  
 Fuel Tank Mounting Brace ..... 527  
 Fuel Tank Mounting Strap Bolt Set ..... 527  
 Fuel Tank Mounting Straps ..... 527  
 Fuel Tank Neck ..... 528  
 Fuel Tank Pick-Up Tube Filter ..... 528  
 Fuel Tank Sealer ..... 533  
 Fuel Tank Sending Unit ..... 123, 526, 530  
 Fuel Tank Sending Unit Float ..... 530  
 Fuel Tank Sending Unit Gasket ..... 530  
 Fuel Tank Sending Unit Install Set ..... 530  
 Fuel Tank Sending Unit Lock Ring ..... 530  
 Fuel Tank Sending Unit Lock Ring Tool ..... 530  
 Fuel Tank Vent Line ..... 535  
 Fuel Tank Vent Valve ..... 528  
 Fuel Vapor Charcoal Canister ..... 533  
 Fuel Vapor Line ..... 535  
 Fuel Wire Ring Hose Clamp ..... 533  
 Fuel/Brake Line Clip ..... 383  
 Funnel ..... 619  
 Fuse Block ..... 619  
 Fuse Block Screws ..... 619  
 Fuse Circuits Add-On ..... 619  
 Fuse Panel Wiring ..... 619

Fuse Tap/Fuse Holder ..... 620  
 Fuse, Starter Solenoid to AC Harness ..... 610  
 Fuses ..... 618  
 Fuzzy Dice ..... 182  
**G**  
**Garage Signs** ..... 181  
 Garage Utility Mat ..... 191  
**Gas Cap** ..... 529  
 Gas Cap Decal ..... 218  
 Gas Decal ..... 217  
 Gas Door ..... 243  
 Gas Pedal, Floor Mount ..... 173  
**Gas Tank** ..... 526-527  
 Gasket Sealant ..... 478  
 Gasket Set, Rebuild Manual Trans ..... 585  
 Gasket Seal Tube ..... 460, 478  
 Gasket, Air Cleaner ..... 145  
**Gasket, Antenna Mounting** ..... 530  
 Gasket, Axle Flange ..... 370  
 Gasket, Back-Up Housing ..... 269  
 Gasket, Carburetor ..... 540  
 Gasket, Disc Brake Backing Plate ..... 391  
 Gasket, Distributor ..... 498  
**Gasket, Door Handle** ..... 315  
 Gasket, Exhaust Collector ..... 552  
 Gasket, Exhaust Flange ..... 557  
 Gasket, Exhaust Pipe Packing ..... 557  
 Gasket, Fan Mounting ..... 427  
**Gasket, Fender Bezel** ..... 292  
 Gasket, Front Side Marker Bezel ..... 265  
 Gasket, Fuel Pump Mounting Plate ..... 531  
 Gasket, Fuel Tank Sending Unit ..... 552  
**Gasket, Header** ..... 552  
 Gasket, Heat Riser ..... 553  
 Gasket, Heater Plenum to Firewall ..... 442  
**Gasket, Heater to Firewall** ..... 443  
 Gasket, Inlet Manifold ..... 484-485  
 Gasket, Intake Manifold348/409 ..... 460  
 Gasket, License Plate Lamp ..... 275  
 Gasket, Master Cylinder to Firewall ..... 376  
**Gasket, Oil Pan** ..... 465  
 Gasket, Oil Pan Drain Plug ..... 465  
 Gasket, Outer Door Mirror ..... 554  
 Gasket, Parking Lamp Lens ..... 263  
**Gasket, Rear Axle Flange** ..... 370  
 Gasket, Rear End Cover ..... 369, 371  
 Gasket, Side Marker Lens ..... 265  
 Gasket, Tail Lamp Lens ..... 274  
**Gasket, Thermostat** ..... 441  
**Gasket, Timing Cover** ..... 474  
 Gasket, Transmission Pan ..... 573  
 Gasket, Trunk Lock Cylinder ..... 318  
 Gasket, Valve Cover ..... 460, 494  
**Gasket, Water Pump** ..... 435  
**Gasket, Water Pump Backing Plate** ..... 435  
 Gasket, Water Pump to Block ..... 435  
 Gasket, Windshield Wiper Motor ..... 296  
 Gaskets, Exhaust Manifold ..... 474  
 Gaskets, Head ..... 478  
**Gauge Bulb and Socket** ..... 123  
 Gauge Conversion, Digital ..... 113  
 Gauge Harness ..... 123  
 Gauge Lamp LED Bulbs ..... 123  
**Gauge Lens** ..... 107  
 Gauge Mount Angle Ring ..... 122  
 Gauge Mount Pedestal ..... 122  
**Gauge Oil Line, Console** ..... 169  
 Gauge, Oil Under Dash ..... 534  
**Gauge Pod** ..... 122  
 Gauge, Ammeter ..... 115  
 Gauge, Compass ..... 109  
 Gauge, Fuel ..... 108  
 Gauge, Fuel Pressure ..... 534  
 Gauge, Oil Pressure ..... 115  
 Gauge, Speedometer ..... 108  
**Gauge, Tachometer** ..... 120-121  
 Gauge, Temperature ..... 108, 115  
**Gauges** ..... 112-120  
 Gear Inlet Mounting Unit ..... 123  
 Gear Oil, Synthetic ..... 371  
 Gear, Distributor ..... 498  
 Gear, Speedometer ..... 111  
 Gear, Timing ..... 473  
**Gearbox, Power Steering** ..... 346

Gearshift Rod, Transmission ..... 585  
 Gearshift Lever Grommet ..... 151  
 Generator Rebuild Set ..... 521  
 Generator Belt ..... 523  
 Generator Brace ..... 524  
 Generator Mount Sleeve ..... 521  
**Generator Mounting Bracket** ..... 521  
 Generator Rebuild Set ..... 521  
 Generator Tag ..... 522  
 Generator Warning Tag ..... 213  
 Generator/Oil Lens ..... 107  
 Glass Installation Tape ..... 224  
 Glass Molding Clip Installation Tool ..... 255  
 Glass Seal Rope Tool ..... 255  
 Glass Setting Tape ..... 237  
 Glass Window Arm, Convertible Top Rear ..... 306  
 Glass, Door ..... 234-235  
 Glass, Quarter Panel ..... 236  
 Glass, Rear Window ..... 236  
**Glass, Side Window** ..... 236  
 Glass, Tailgate Window ..... 236  
 Glass, Vent Window ..... 234-235  
 Glass, Windshield ..... 234  
 Glove Box ..... 141  
 Glove Box AC Button Switch ..... 449  
 Glove Box Case, Hook & Spring ..... 142  
 Glove Box Door ..... 141  
 Glove Box Door Arm Bumper ..... 142  
 Glove Box Door Bumpers ..... 142  
 Glove Box Door Emblem ..... 142  
 Glove Box Door Fascia ..... 141  
 Glove Box Door Grommet ..... 142  
 Glove Box Door Hinge ..... 141  
 Glove Box Door Stop Brackets ..... 142  
 Glove Box Emblem ..... 142  
 Glove Box Lamp Wiring Harness ..... 142  
 Glove Box Lock ..... 142  
**Glove Box Lock Nut Tool** ..... 142  
 Glove Box Lock Retainer ..... 142  
**Glove Box Locker Striker Plate** ..... 142  
 Glove Box Radio Mount ..... 127  
 Glove Box Screw ..... 141  
 Glove Box Screw Clips ..... 111  
 GPS Speed Sender ..... 103  
 Grab Handle, Dash ..... 103  
 Grease Cap, Wheel Bearing ..... 394  
 Grease, Formula Five PreLube ..... 353  
 Grease, High Temp Wheel Bearing ..... 394  
**Grill** ..... 278-279  
**Grill Attaching Rivet** ..... 279  
**Grill Brackets** ..... 279  
**Grill Emblem** ..... 200-201  
**Grill Emblem Bezel** ..... 200  
**Grill Filler Bumper** ..... 233  
**Grill Guard** ..... 282  
**Grill Hardware Set** ..... 279  
**Grill Insert** ..... 279  
**Grill Molding** ..... 241  
**Grill Ornament** ..... 279  
**Grill Screen** ..... 279  
**Grill Screen Mounting Bracket** ..... 279  
**Grill Support and Bumper Filler** ..... 285  
**Grill Support Brackets** ..... 285  
**Grill, Kick Panel Speaker** ..... 133  
**Grill, Rear Speaker** ..... 133  
**Grommet, AC Hose** ..... 455  
 Grommet, Accelerator Rod ..... 172  
 Grommet, Convertible Motor ..... 307  
 Grommet, Convertible Top Pump ..... 307  
 Grommet, Core Support Electrical ..... 622  
 Grommet, Distributor Support Wiring ..... 498  
 Grommet, Fuel Tank Filler ..... 528  
 Grommet, Gearshift Lever ..... 151  
 Grommet, Glove Box Door ..... 142  
 Grommet, Parking Brake Release Rod ..... 383  
 Grommet, Radiator Support Wiring ..... 623  
 Grommet, Speedometer Cable ..... 110  
 Grommet, Valve Cover ..... 491  
**Grommet, Wiper Motor** ..... 296  
 Grommet, Wire ..... 623  
 Ground, Plate, Antenna ..... 135  
 Ground Strap ..... 610  
 Ground Strap, Antenna ..... 133  
**Ground Strap, Wiper Motor** ..... 296  
 Ground Wire, Instrument Cluster ..... 107  
 Guard Fastener, Firewall ..... 11

INDEX, POLICIES & ORDER FORMS

# Product Index

Guard, Bumper	282
Guard, Carpet Firewall	11
Guard, Door Handle	315
Guard, Grill	282
Guide Pin Bushing	306
Guide Pin, Convertible Top Header Bow	306
Guide Plate, Brake Shoe	391
Guide, Shoulder Belt	50

## H

Halogen Headlamp Bulb	276
Handle, Convertible Top Latch	306
Handle, Hood Release	287
Handle, Inner Door	82
Handle, Outer Door	314
Handle, Parking Brake Release	385
Handle, Vent Crank	83-84
Handle, Window Crank	82-84
Handle/Knob, Shift	583
Hardtop Weatherstrip Set	223
Hardware Set, Brake	392
Hardware Set, Horseshoe Shifter	582
Hardware, Bumper Mounting	283
Hardware, Flywheel Cover	587
Hardware, Flywheel Mounting	587
Hardware, Front Shock Mounting	363
Hardware, Master Cylinder	376
Hardware, Parking Brake Cable	387
Hardware, Rear Axle Bearing Retainer	370
Hardware, Retaining Clips	283
Hardware, Seat Belt	48
Hardware, Steering Coupler	345
Hardware, Steering Wheel Shroud	156
Hardware, Torque Converter	570
Hardware, Transmission Crossmember	569
Hardware, Transmission Mount	569
Harmonic Balancer	477
Harmonic Balancer Cover	477
Harmonic Balancer Tool	477
Harmonic Damper	477
Harness Pads, Seat Belt	49
Harness Wiring, Electric Fan	427
Harness, Chassis Trunk Mount	612
Harness, EFI	612
Harness, Gauge	123
Harness, Power Antenna	135
Harness, Power Top	608
Harness, Quad Hi-Low	260
Harness, Starter to Transfer Ign Amp	505
Harness, Steering Column Adapter	149
Harness, T-56 Magnum	607
Hat/Cap	178, 180
Hazard Switch Knob	141
Head Bolts	461
Head Gaskets	478
Header Back Pipe	556
Header Bolt	552
Header Bow, Convertible Top	305
Header Seal, Convertible Top	305
Header Strip, Convertible Top	305
Header Wrap	566-567
Headers, Exhaust	550-551
Headlamp	256-259
Headlamp Adjusting Nut	262
Headlamp Adjusting Screw	262
Headlamp Beam Adjusting Screw/Nut	262
Headlamp Bezel	261, 279
Headlamp Bezel Anchor Nut	260
Headlamp Bezel Clip	260
Headlamp Bezel Mounting Nut	260
Headlamp Bucket Mounting Panel	262
Headlamp Bulb, Halogen	276
Headlamp Check Valve	259
Headlamp Connection Wiring Harness	602
Headlamp Cover	259
Headlamp Dimmer Switch	138, 150
Headlamp Dimmer Switch Bezel	138
Headlamp Door Vacuum Line Filter	259
Headlamp Half Shield	259
Headlamp Housing	262

Headlamp Mounting Bucket	260
Headlamp Relay Switch	259
Headlamp Retaining Ring	262
Headlamp Retaining Ring Screw	262
Headlamp Socket	259
Headlamp Switch	137-138
Headlamp Switch Knob	138
Headlamp Switch Mounting Nut	138
Headlamp Switch Nut Tool	138
Headlamp Visor	259
Headlamp Washer Drip Valve Solenoid	259
Headlamp Wiring Instruction Card	219
Headlight Bezel Mounting Bracket	260
Headline Bow Locator Clip	92
Headliner	86-88
Headliner Bow Clip	92
Headliner Bow Support Clip Set	92
Headliner Bolts	92
Headliner Trim Set	92
Headliner Upholstery Tool	92
Headrest Cover	40-41
Headrest Lock	40
Heat Riser Gasket	553
Heat Riser Tube	553
Heat Riser Valve	553
Heat Shield, Air Intake	513
Heat Shield, Battery	601
Heat Shield, Carburetor	542
Heat Shield, Floor	567
Heat Shield, Muffler	559-560
Heat Shield, Spark Plug Wire	508
Heat Shield, Starter	518
Heat Shield, Turbo	567
Heat Sleeves	566
Heat Stove Mounting Stud	553
Heat Stove, Exhaust Manifold	553
Heater Air Deflector	443
Heater Blower Motor	443
Heater Blower Motor Fan	443
Heater Blower Motor Resistor	444
Heater Box	443
Heater Box Control Cable Clip	443
Heater Box Resistor Screw	444
Heater Box Seal Set	443
Heater Control Blower Switch	444
Heater Control Lens Clip	446
Heater Control Lever	446
Heater Control Panel Bracket	446
Heater Control Valve	442
Heater Core	442
Heater Core Clamp	442
Heater Core Mounting Clip	442
Heater Deflector Duct	443
Heater Deflate Plate	443
Heater Hose	419
Heater Hose Bracket	420
Heater Hose Clamp, Alternator	523
Heater Hose Fittings	419
Heater, Fenton Intake Manifold	484
Heater to Firewall Gasket	443
Heater to Inlet Manifold Hose Nipple	419
Heater Vacuum Control Switch	445
Heater Valve Vacuum Switch	449
Heater, Fenton Intake Manifold	484
Heater/AC Blower Control Switch	445
Heater/AC Control Assembly	446
Heater/AC Control Cable Set	445
HEI Battery/Tach Pigtail	499
HEI Distributor Pigtail	499
HEI Ignition Coil	503
HEI Wire Harness	499
Hex Nut, Self-Locking	254
Hi Temp Coating	566
Hidden Antenna	324
Hinge Arm, Trunk	313
Hinge Pin, Door	313
Hinge Repair Set, Door	313
Hinge Spring, Door	313
Hinge, Door	313
Hinge, Glove Box Door	141
Hinge, Luggage Compartment	329
Hinges, Hood	288-289
Hinges, Trunk Lid	324
Hold Down, Valve Cover	494
Hood Adjuster Bumper	233

Hood Bar Molding	241
Hood Duct	290
Hood Emblem	201, 202
Hood Hinge Bolts	288
Hood Hinge Spring	289
Hood Hinge Support	289
Hood Hinges	288-289
Hood Insulation	286
Hood Insulation Fastener	286
Hood Lamp to Hood Bumper	233
Hood Lamp Wire Harness	329
Hood Latch	287
Hood Latch Support	287
Hood Lip Molding	241
Hood Louver Drains	290
Hood Louvers	290
Hood Mirrors	291
Hood Number Emblem	209
Hood Pilot Bolt	287
Hood Pins	288
Hood Pop-up Spring	287
Hood Prop Rods	286
Hood Release Cable	287
Hood Release Handle	287
Hood Rubber Bumper	233
Hood Scoop	290, 516
Hood Split Molding	241
Hood to Cow Seal	232
Hood to Grill Bumper	233
Hood to Radiator Seal	251
Hoops	286
Hook, Coat Hanger	93
Hook, Convertible Top Latch Knuckle	306
Hook, Release Seat Backrest	37
Hook, Sun Visor	167
Horn	167
Horn Button	156-157, 162-163, 166
Horn Button Contact	157
Horn Cap	158
Horn Cap Emblem	158
Horn Cap Mount/Contact Plate	157
Horn Cap Mounting Ring	157-158
Horn Mount Bolt	167
Horn Relay	167
Horn Relay Pigtail	167
Horn Ring	156
Horn Ring Installation Set	157
Horn Ring Shroud	157
Horn Ring Shroud Emblem	158
Horn Ring Support	157
Horseshoe Shifter Detent	582
Horseshoe Shifter Handle	582
Hose Adapter, Coolant	417
Hose Adapter, Radiator	418
Hose Clamp Ends	420
Hose Clamp Pliers	420
Hose Clamp, Heat Shrink	420
Hose Clamps	420
Hose Clip, PCV	420
Hose, Air Cleaner	415
Hose, Brake Flex	384
Hose, Defroster Duct	445
Hose, Fuel	533
Hose, Fuel Filter/Vent	528
Hose, Fuel Tank Filler Neck	418
Hose, Heater	419
Hose, Lower Radiator	528
Hose, PCV Valve	491
Hose, Power Steering	342-343
Hose, Radiator Flexible	419
Hose, Radiator Overflow	415
Hose, Upper Radiator	418
Hose, Water Pump Bypass	437
Hoses, Oil Injection	555
Hoses, Oil Filter	464
Housing Cover, Flywheel/Clutch	587



# Product Index

Housing, Back-Up Lamp	269	Installation Tape, Glass	224	Keyless Entry System	614
Housing, Cigarette Lighter	144	Installation, Upholstery Set	37	Keyless Entry System, Remote Start	618
Housing, Column Shift Lens	107	Instruction Card, Automatic Eye	219	Keys, Replacement	318
Housing, Console Lamp	169	Instruction Card, Cruise Control	220	Kick Panel	51
Housing, Dash AC Vent	447	Instruction Card, Headlamp Washer	219	Kick Panel Cable Clip	51
Housing, Dome Lamp	96	Instruction Card, Mirror	220	Kick Panel Carpet	51
Housing, Headlamp	262	Instruction Card, Shock	219	Kick Panel Extension Molding	71
Housing, License Lamp	275	Instruction Card, Compass	219	Kick Panel Speaker Baffles	129
Housing, Parking Lamp	264	Instruction Decal, Jacking	216	Kick Panel Speaker Grill	133
Housing, Power Seat Transmission	49	Instruction Decal, Wheel Lock	216	Kick Panel Speaker Spacer	133
Housing, Rear Axle	369	Instruction Folder, Chrome	219	Kick Panel Speakers	131
Housing, Speedometer Gear	111	Instruction Sleeve, Ignition	219	Kick Panel Trim	51
Housing, Taillamp	273	Instruction, Bag, Luggage Rack	219	Kick Panel Vent Assembly	51
Hub Roller Bearing	394	Instruction, Dimmer Lamp	219	Kick Panel Vent Cable	51
Hub, Steering Wheel	158	Instruction, Paint	219	Kick Panel Vent Grills	51
Hubcap	400	Instruction, Radio	220	Kick Panel with Speakers	131
Hubcap Emblem	400	Instruction, Seat Belt	220	Kickdown Cable	547
Hurst Equipped Emblem	593	Installation, Cluster Ground Wire	107	Kickdown Cable Bracket	547
Hurst Roll Control	378	Instrument Cluster Lamp Socket	105	Kickdown Cable Sets, Transmission	578
HVAC/Compressor Relay	606	Instrument Cluster LED Upgrade	105	Kickdown Rod Clip	579
Hydraulic Clutch Set	589	Instrument Cluster Lens Plug	107	Kickdown Rod, Transmission	579
Hydraulic Release Bearing	589	Instrument Cluster Printed Circuits	105	Kickdown Switch	579
Hydraulic System Bleeder Set	307	Instrument Cluster Screw Set	104	Kickdown Wiring Harness	151
<b>I</b>					
Idle Stop Solenoid Control Wire	610	Instrument Dash Fascia	104	Knob, Column Shift Lever	151
Idler Arm	349	Instrument Housing Seal	105	Knob, Convertible Top Switch	140
Idler Arm Conversion Bracket	349	Instrument Lamp Bulb, LED	105	Knob, Dash Clock Reset	109
Idler Pulley	435, 476	Instrument Lens Set	106	Knob, Door Lock	80-81
Ignition Amplifier Decal	213	Instrument Panel Dimmer Switch	136	Knob, Hazard Switch	141
Ignition Amplifier, Transistor	505	Instrument Panel Surround	104	Knob, Headlamp Switch	138
Ignition and Trunk Lock Key Cover	318	Instrument Panel, Under Dash	122	Knob, Seat Adjusting	37
Ignition Box	499	Insulation Damper Pad	15	Knob, Tripmeter Reset	109
Ignition Coil	501-503	Insulation Pad, Firewall	11-12	Knob, Turn Signal Lever	152
Ignition Coil Bracket	502	Insulation Tape	12	Knob, Vent Pull	446
Ignition Coil Bracket Hardware	502	Insulation Wrap	567	Knob, Wiper Switch	82
Ignition Coil Cover	490	Insulation, Battery	600	Knob/Handle, Shift	583
Ignition Coil Decal	213	Insulation, Floor	567	Knobs, Radio	126
Ignition Coil Resistor	502	Insulation, Hood	286	Knobs, Temperature Control	446
Ignition Coil Wire	503	Insulation, Interior	11-15	Knock Sensor, Crank	306
Ignition Condenser	501	Insulation, Muffler	560	Knuckle, Convertible Top Latch Hook	306
Ignition Control Module	499, 501, 504	Insulation, Noise Barrier	10	<b>L</b>	
Ignition Distributor	496-497	Insulation, Spray-On	13, 195	Lake Pipes	556
Ignition Distributor Washer	498	Insulation, Temperature Sending Wire	427	Lamp Assembly, Trunk	329
Ignition Indicator Bezel	136	Insulator, AC Condenser	453	Lamp Assembly, Underhood	290
Ignition Instruction Sleeve	219	Insulator, Carburetor	542	Lamp Bulbs	276-277
Ignition Key Buzzer Switch	137	Insulator, Coil Spring	561	Lamp Courtesy, Under Dash	105
Ignition Lock	137	Intake Manifold	460, 481-483	Lamp Flasher, LED	276
Ignition Manual	189	Intake Manifold Bolts	485	Lamp Harness, Rear Body	604
Ignition Module Insulating Mounts	499	Intake Manifold Fittings	484	Lamp Harness, Rear Intermediate	606
Ignition Noise Filter	497	Intake Manifold Gasket	460, 484-485	Lamp Hood, Ashray Fire Optic	144
Ignition Points	501	Intake Manifold Heater, Fenton	484	Lamp Housing, Console	169
Ignition Rotor	500-501	Intake Manifold Linkage	484	Lamp LED, Dome	275
Ignition Switch	137	Intake Manifold Stud Bolt	522	Lamp Pigtail	275
Ignition Switch Actuator Rack	137	Intake Manifold Washer	485	Lamp Seal, Side Marker	265
Ignition Switch Bezel Nut	136	Intake, Air	513	Lamp Socket, Ashray	144
Ignition Switch Bezel Nut Tool	136	Intake, Fuel Injection	513	Lamp Socket, Instrument Cluster	105
Ignition Wires	505-507	Interchangeable Parts Catalog	186	Lamp Socket, Quarter Dome	96
Ignition, Door, Glove Box & Trunk Lock Set	316	Interior Center Pillar Cap	93	Lamp Switch, Back-Up	139
In-Dash Clock	609	Interior Decal	217	Lamp, Dome	96
Indicator Lamps	109	Interior Handle Escutcheon	83	Lamp, LED Indicator	609
Inner Door Bottom	311	Interior Insulation	11-15	Lamp, Parking	263
Inner Door Handle	82	Interior Manuals	189	Lamp, Rear Marker	264
Inner Door Handle Retaining Clip	84	Interior Medallions	72	Lamp, Side Marker	265
Inner Door Handle Seal	85	Interior Paint	197	Latch Assembly, Door	311
Inner Fender Seal	232	Interior Screws	73	Latch Striker Screw, Door	312
Inner Fender Well, Front	292	Interior Side Panel Sets	52-57	Latch, Convertible Top	306
Inner Glove Box	141	Intermediate Steering Shaft	345	Latch, Hood	287
Inner Rear Side Panel	301	Intermittent Wiper Module	294	Latch, Tailgate	329
Inner Rear View Mirror	94-95	Isolators, Coil Spring	361	Latch, Trunk	329
Inner Rear View Mirror Support	95	Isolators, Radiator	413	Lead, Distributor	498
Inner Rocker Panel	303	<b>J</b>			
Inner Side Panel	57-69	J-Strap Clips, Wiring Harness	623	Lead, Electronic Speed Sensor	571
Input Shaft Gear Roller	585	Jack, Storage	330	LED Auxiliary Lamp	609
Insert, Dash Panel	104	Jack Wrench Storage Sleeve	330	LED Clearance Lamp	265
Insert, Door Molding	245	Jacking Instruction Decal	216	LED Indicator Wiring	123
Insert, Fender Molding	245	Junction Block	622	LED Lamp Bulb	277
Insert, Grill	279	Jute Padding, Carpet	10	LED Lamp Flasher	276
Insert, Motor Mount	458	Jute Padding, Rear Seat Shelf	97	LED Marker Lamp	265
Inserts, Console	168	<b>K</b>			
Inspection Sheet	521	Key Cover, Ignition & Trunk Lock	318	LED Taillamp Circuit Board	270
Inspection Stamp	529	Keychain	182	LED Taillamps Board	271
Installation Set, Horn Ring	157	<b>K</b>			
Installation Set, Horseshoe Shifter	582	<b>K</b>			
Installation Set, Ring & Pinion	370	<b>K</b>			

INDEX, POLICIES & ORDER FORMS

# Product Index

Lens, Column Shift Indicator	107
Lens, Console	169
Lens, Console Lock	170
Lens, Console Shift	169
Lens, Corner Lamp	264
Lens, Dome Lamp	96
Lens, Fuel Gauge	106
Lens, Gauge	107
Lens, Generator/Oil	107
Lens, License Lamp	275
Lens, License Plate Lamp	275
Lens, Map Light	95
Lens, Odometer	106
Lens, Parking Lamp	263
Lens, Radio	127
Lens, Rear Side Marker	265
Lens, Speedometer	106
Lens, Speedometer	106
Lens, Taillamp	267-270
Lens, Transmission Indicator	107
Lens, Vacuum Gauge	107
Lens, Water Temperature	106
Lever, Column Gearshift	151
Lever, Heater Control	446
Lever, Rear Door Security Lock	315
Lever, Shift	582
Lever, Shift Detent	582
Lever, Steering Column	152
Lever, Tilt Wheel Lock	150
Lever, Turn Signal	151, 595
Lever, Turn Signal with Cruise	152
License Frame	183
License Lamp Housing	275
License Lamp Lens	275
License Plate	183
License Plate Bolt	182
License Plate Bracket	275, 284
License Plate Fasteners	182
License Plate Frame	182
License Plate Lamp Gasket	275
License Plate Lamp Socket	275
License Plate Mounting Hardware	284
License Plate Panel	284
License Plate Panel Clip	284
License Plate Stopper	233
License Plate Transport	183
Lid, Air Cleaner	510
Lifter Valley Oil Baffle	484
Lifters	479
Light Bulb Covers	123
Light, Shift	122-123
Lighter Tag, Cigarette	219
Lighter, Cigarette	143
Line Clamps	533
Line Lock	378
Line Set, Fuel	532
Line, Fuel Return	535
Line, Fuel Vapor	535
Line, Power Steering	343
Liner, Window Channel	230
Linkage Bushing, Shift	591
Linkage Rod, Shifter	583
Linkage Set, Carburetor	544
Linkage Set, Manual Trans Shifter	593
Linkage Set, Steering	348
Linkage, Column Shift	582
Literature, Automotive	186-188
Lock and Cable Car Cover Set	5
Lock Cylinder Gasket, Trunk	318
Lock Cylinder Pawl, Trunk	317
Lock Cylinder, Tumbler Spring	317
Lock Knob, Door	80-81
Lock Pawl, Door	318
Lock Plate Cover	149
Lock Retainer, Glove Box	142
Lock Ring, Fuel Tank Sending Unit	370
Lock Set, Ignition, Door, Glove Box & Trunk	316
Lock Washer, Wheel Cylinder	372
Lock, Axle Shaft	368
Lock, Console	170
Lock, Console Case	317
Lock, Door	317
Lock, Glove Box	142
Lock, Headrest	40
Lock, Ignition	317
Lock, Trunk	317

Locking Differential	370
Lockout, Vacuum Advance	498
Locks, Wheel	390
Lockstrip Insert Tool	255
Lockup Kit, Torque Converter	570-571
Loufer, Fender	242-243
Lower, Quarter Panel	247
Lower, Wheel	290
Lower Column Bearing	149
Lower Column Bearing Set	149
Lower Control Arm	351
Lower Control Arm Plate Set	351
Lower Control Arm Shaft	352
Lower Outer Door Skin	311
Lower Radiator Hose	418
Lower Rear Shock Bolt	363
Lower Rear Trailing Arms	364
Lower Valve Cover Intake	241
Lower Window Channel	237
LS Engine Conversion Set	457
LS Engine Cover Kit	457
Lubricant, Rear Axle	371
Lubricant, Stick	333
Lug Nuts, Wheel	398-399, 404-408
Lug Wrench	330
Luggage Compartment Hinge	329
Luggage Compartment Pull Strap	329
Luggage Rack Instruction Tag	219
Luggage Rack Pad	329

## M

Magnet, Car Accessories	181
Manifold Gasket, Intake	460, 484-485
Manifold Heater, Fenton Intake	484
Manifold, AC	450
Manifold, Exhaust	551
Manifold, Intake	460, 481-483
Manual Brake Pedal	276
Manual Choke Cable	545
Manual Choke Cable Mount Bracket	545
Manual Floor Shifter	592
Manual Inflation Air Hose	558
Manual Shift Knob	594-595
Manual Shift Lever	592-593
Manual Shifter Installation Set	592
Manual Steering Center Link	348
Manual Steering Center Link Adapter	348
Manual Steering Center Link Repair Set	348
Manual Shifter Linkage Set	588
Manual Transmission Fluid	588-589
Manual Transmission Pilot Bushing	586
Manual Transmission Rebuild Gaskets	585
Manual Transmission Shift Arm	593
Manual Transmission TCS Relay	593
Manual Transmission TCS Switch	593
Manual, Fuel Injection	187
Manual, General Repair	185
Manual, Shop Service	184
Manual, Transmission	188
Manual, Wiring	189
Manuals, Carburetor	187
Manuals, Engine	187
Manuals, Interior	189
Manual, Paint & Body	188
Map Light Lens	95
Marker Lamp, LED	265
Marker Lamp, Rear	264
Marker, Frame and Engine	197
Master Cylinder Brake Lines	376
Master Cylinder Cover	376
Master Cylinder Cover Bail	377
Master Cylinder Diaphragm	377
Master Cylinder Firewall Plug	376
Master Cylinder Pushrod Kit	376
Master Cylinder Pushrod Set	376
Master Cylinder Resub Set, Brake	376
Master Cylinder to Firewall Gasket	376
Master Cylinder, Brake	375
Master Cylinder, Electric Brake	375
Master Cylinder, Master Cylinder/Booster	377
Master Part Catalog	185
Master/Slave Cylinder, Clutch	589
Mat Tape	13
Mats, Floor	16-21
Mats, Trunk	330-331

Medallions, Door Panel/Upholstery	72
Memory Circuit Retainer	601
Metal Weld Epoxy	255, 417, 527
Metering Valve, Disc Brake	380
Mirror Bracket Mounting Screw	321
Mirror Bracket, Outer Door	321
Mirror Gasket, Outer Door	321
Mirror Instruction	220
Mirror Mounting Bushing	95
Mirror, Inner Rear View	94-95
Mirror, Outer Door	319-320
Mirror, Sun Visor	95
Mirrors, Trunk	330
Mirrors, Underhood	291
Modulator Valve, Transmission	577
Module, Ignition Control	499, 501, 504
Molded Radiator Hose	418
Molding Clip Retaining Nut	253
Molding Clip, Quarter Window	253
Molding Clip, Windshield	252
Molding Clips	251, 254
Molding Insert, Door	245
Molding Release Tool	255
Molding Screw, Rocker Panel	246
Molding Tape, Side	245
Molding Tool, Windshield	255
Molding Trim, Seat	37
Molding, Armrest Base	75
Molding, Back Glass	245
Molding, Body Side	242-244
Molding, Bucket Seat	37
Molding, Door Window Frame	237
Molding, Door/Rear Panel	71
Molding, Fender	245
Molding, Fender Eyebrow	240
Molding, Gas Door Guard	243
Molding, Grill	241
Molding, Hood Bar	241
Molding, Hood Lip	241
Molding, Hood Split	241
Molding, Quarter Panel	247
Molding, Quarter Vertical Window	230
Molding, Rear Body Panel	248
Molding, Rear Cove	248-249
Molding, Rear Seat Garnish	37
Molding, Rear Window	245
Molding, Rear Window Trim	92
Molding, Rocker Panel	246-247
Molding, Roof Drip	245
Molding, Trunk	248
Molding, Trunk Lid	249-250
Molding, Wheel Opening	247
Molding, Windshield	245
Moldings, Armrest Cover	78
Moldings, Lower Valve	241
Moldings, Taillamp Panel Trim	249
Morse Cable Bracket	543
Motor Mount	458-459
Motor Mount Bolt	459
Motor Mount LS Adapter	457
Motor Mount Plate	459
Motor Mount Shim	459
Motor Oil	471
Motor Pump Assembly, Convertible Top	307
Motor, Shield, Convertible Top	307
Motor, Electric Cooling Fan	422
Motor, Heater Blower	443
Motor, Power Window	617
Motor, Windshield Wiper	296
Mount Set, Power Cylinder	347
Mount, Shims, Body	359
Mount, Motor	458-459
Mount, Steering Column	149
Mount, Transmission	569
Mounting Bracket, AC	452
Mounting Brackets, Master Cylinder/Booster	379
Mounting Brackets, Radiator	413
Mounting Gasket, Taillamp	274
Mounting Hub Adapter	162-163
Mounting Nut, Roof Rack	329
Mounting Nut, Trunk Rack	329
Mounting Pads, Radiator	413
Mounting Ring, Horn Cap	158
Mounting Screw, Rear View Mirror	95
Mounting Set, Back-Up Switch	139
Mounting Set, Electric Fan	427

# Product Index

Mounting Set, Outer Mirror ..... 321  
 Mounting Set, Steering Wheel ..... 157  
**Mounting Set, Transmission Cooler** ..... 576  
 Mounting Straps, Fuel Tank ..... 527  
 Mounts, Body ..... 359  
 Mounts, Ignition Module ..... 499  
 Muffler Assembly, AC ..... 455  
 Muffler Clamp ..... 557  
 Muffler Hanger ..... 557  
 Muffler Heat Shield ..... 559-560  
 Muffler Repair Kit ..... 560  
 Muffler Support Bracket ..... 557  
 Mufflers ..... 558-561  
**Multi Plastic Hole Plug** ..... 633  
**Multiple Task Relay** ..... 209

## N

Neon Clock ..... 182  
 Neutral Safety Switch ..... 139  
**Noise Barrier Insulation** ..... 10  
**Noise Filter, Tachometer** ..... 120  
 Noise Suppressor, Radio ..... 127  
 Nozzle, Windshield Washer ..... 297  
**Nut & Cotter Pin Kit, Spindle** ..... 393  
 Nut & Washer, Pitman Arm ..... 348  
**Nut Tension, Tire Steering** ..... 149  
**Nut Wing, Air Cleaner** ..... 511  
 Nut, Alternator Pulley ..... 523  
 Nut, Antenna ..... 135  
 Nut, Back-Up Lamp ..... 269  
**Nut, Brake Rotors/Drum** ..... 388  
**Nut, Disc Brake Conversion** ..... 388  
 Nut, Fuel Inlet ..... 542  
 Nut, Headlamp Adjusting ..... 262  
 Nut, Headlamp Bezel Anchor ..... 260  
 Nut, Headlamp Switch Mounting ..... 138  
 Nut, Park Brake Adjustment ..... 387  
**Nut, Pedal Pushrod Coupling** ..... 177  
 Nut, Pitman Arm Shaft Lash Adjuster ..... 347-348  
**Nut, Power Steering Control Valve Castle** ..... 345  
 Nut, Power Steering Pulley ..... 341  
 Nut, Radio Shaft ..... 126  
 Nut, Spare Tire Hold Down ..... 330  
 Nut, Steering Wheel Hub ..... 157  
**Nut, Thread Cutting** ..... 201-205  
**Nut, Voltage Regulator** ..... 522  
 Nut, Windshield Wiper Switch ..... 140  
 Nut, Wiper Switch Bezel ..... 140  
**Nuts, Armrest Retainer Clip** ..... 78  
**Nuts, Barrel** ..... 201  
 Nuts, Thread Cutting ..... 254  
 Nuts, Valve Cover Hold Down ..... 495

## O

O-Ring Set, AC ..... 455  
**O-Ring to Invert Flare Fitting** ..... 347  
 O-Ring, Oil Level Sensor ..... 465  
 O-Ring, Water Neck ..... 441  
**OBD-II Interface Module** ..... 112  
 Odometer Lens ..... 106  
**Oil Breather Cap** ..... 492-493  
 Oil Bypass Eliminator ..... 470  
 Oil Cap ..... 493  
 Oil Catch Tank ..... 470  
 Oil Change Decal ..... 213  
**Oil Cooler Bracket** ..... 470  
**Oil Cooler, Engine** ..... 468-469  
**Oil Cooler, Transmission** ..... 575-576  
 Oil Deflector, Valvetrain ..... 479  
**Oil Dipstick** ..... 460, 463, 467  
**Oil Dipstick Tube** ..... 460, 467  
 Oil Dipstick Tube Seal ..... 466  
 Oil Filter Cap Decal ..... 213  
 Oil Filter Tube ..... 467  
 Oil Filter Tube/Breather ..... 467, 472  
 Oil Filter ..... 470-471  
 Oil Filter Adapter ..... 465  
**Oil Filter Bypass Valve** ..... 464  
 Oil Filter Canister ..... 470  
 Oil Filter Connector ..... 465  
 Oil Filter Decal ..... 213  
 Oil Filter Hoses ..... 464  
 Oil Filter Magnets ..... 470  
 Oil Filter Prefilter ..... 470

Oil Filter Wrench ..... 471  
**Oil Filter, Remotec** ..... 470  
 Oil Level Sensor O-Ring ..... 465  
**Oil Line Block Fitting** ..... 169  
**Oil Line Clip** ..... 169  
**Oil Line Fitting** ..... 169  
 Oil Pan ..... 460, 462-463  
 Oil Pan Baffle ..... 463  
 Oil Pan Battery Cable Clip ..... 466  
**Oil Pan Bolts** ..... 463, 466  
**Oil Pan Drain Plug** ..... 465  
**Oil Pan Drain Plug Gasket** ..... 465  
**Oil Pan Gasket** ..... 465  
 Oil Pan Seals ..... 465  
 Oil Pressure Sending Unit ..... 464  
 Oil Pressure Switch Socket ..... 464  
 Oil Pressure Wiring Socket ..... 464  
 Oil Pump ..... 463, 464  
 Oil Pump Bypass Valve Bolt ..... 464  
 Oil Pump Cover ..... 464  
 Oil Pump Drive Shaft ..... 463  
**Oil Pump Intake Screen** ..... 464  
 Oil Pump Primer Tool ..... 456  
 Oil Return Screen ..... 484  
 Oil Sender Elbow ..... 464  
 Oil, Engine ..... 471  
**Orifice Tube** ..... 454  
 Ornament Set, Upper Grill ..... 241  
 Ornament, Armrest ..... 74  
 Ornament, Fender ..... 242  
 Ornament, Grill ..... 279  
 Ornament, Rally Wheel Cap ..... 396-397  
 Ornament, Rear Window ..... 245  
 Ornament, Steering Wheel ..... 157  
 Ornaments, Wheel ..... 404  
 Outer Cowl Panel ..... 694  
 Outer Door Handle, Power ..... 215  
 Outer Door Mirror ..... 319  
 Outer Door Mirror ..... 311  
 Outer Mirror Mounting Set ..... 321  
 Outer Rocker Panel ..... 343  
 Outlet, Water ..... 400  
 Overdrive Switch Harness Plug ..... 407  
 Overflow Fur Cap, Radiator ..... 615  
 Overhaul, Steering Wheel ..... 157  
 Owner's Manual ..... 185-186  
 Oxygen Sensor Fitting ..... 554  
 Oxygen Sensor Plug ..... 555

## P

**Pad, Brake/Clutch Pedal** ..... 176  
**Pad, Clutch Pedal** ..... 176  
**Pad, Convertible Top Pinch Rail** ..... 306  
**Pad, Parking Brake Pedal** ..... 176  
**Padded Seat Cushion** ..... 40  
 Paint ..... 196-198  
 Paint & Body Manuals ..... 188  
 Paint Instruction ..... 219  
 Paint Mask Set, Wheel ..... 403  
 Paint Spray Gun ..... 199  
 Paint System, Brake Caliper/Drum ..... 388  
**Paint Thinner** ..... 85  
 Paint, Clear Gloss ..... 199  
 Paint, Coating ..... 198, 335  
 Paint, Engine ..... 196  
 Paint, Engine Refinishing ..... 456  
 Paint, Exhaust ..... 198  
 Paint, Factory Black ..... 197  
 Paint, Inspection Undercoating ..... 197  
 Paint, Metal-Mimic ..... 197  
 Paint, Rubber Undercoating ..... 198  
 Paint, Trunk ..... 199, 332  
 Paint, Undercoating ..... 335  
 Paint, Underhood ..... 199  
 Paint, Wheel Coating ..... 199  
 Paint, Wrinkle Finish ..... 198  
 Pan, Oil ..... 462-463  
 Pan, Transmission ..... 572-573  
**Panel Boards, Quarter Trim** ..... 465  
**Panel Board, Quarter** ..... 465  
**Panel Rail, Door** ..... 70  
**Panel Skin, Quarter** ..... 322  
 Panel, Bumper Filler ..... 281  
 Panel, Cowl Vent ..... 294  
 Panel, Fender Patch ..... 292

**Panel, Header** ..... 285  
**Panel, Headlamp Bucket Mounting** ..... 260  
**Panel, Inner Door** ..... 57-60  
 Panel, Inner Rear Side ..... 301  
 Panel, Kick ..... 51  
 Panel, License Plate ..... 284  
 Panel, Outer Cowl ..... 294  
 Panel, Quarter ..... 332  
 Panel, Quarter Patch ..... 322  
 Panel, Rear Body ..... 332  
 Panel, Rear Upper Body ..... 323  
**Panel, Rear Valve** ..... 303  
 Panel, Rooster ..... 302  
 Panel, Seat Back ..... 41  
 Panel, Seat Side ..... 41  
 Panel, Tail ..... 332  
 Panel, Taillamp Mounting ..... 332  
**Panel, Taillamp Surround** ..... 332  
 Panel, Trunk Filler ..... 323  
 Panel, Trunk Floor Outer ..... 327  
 Panel, Trunk Lid ..... 324  
 Panel, Trunk Well ..... 327  
 Panel, Upper Rear Filler ..... 323  
 Panel, Wheelhouse ..... 323  
**Panels, Sail** ..... 90-91  
 Panhard Bar Bushing ..... 366  
**Panhard Bar/Rod** ..... 366  
 Park Brake Adjustment Nuts ..... 387  
 Park Brake Cable Retainer ..... 387  
 Park Brake Guide Bar Spring ..... 385  
**Park Brake Lamp Switch** ..... 139  
**Park Brake Spreader Bar** ..... 385  
**Park Brake, Push Button** ..... 385  
 Park Mat ..... 191  
 Park/Neutral Relay Set ..... 621  
 Parking Brake Adjusting Rod ..... 385  
 Parking Brake Assembly ..... 174-175  
**Parking Brake Cable** ..... 386-387  
 Parking Brake Cable Boot ..... 387  
 Parking Brake Cable Hardware ..... 387  
**Parking Brake Drum Lever** ..... 385  
 Parking Brake Pedal Pad ..... 176  
 Parking Brake Pedal Trim Pad ..... 176  
**Parking Brake Pulley and Bracket** ..... 387  
 Parking Brake Release Handle ..... 385  
 Parking Brake Release Rod Grommet ..... 385  
 Parking Brake Switch ..... 385  
 Parking Brake Warning Lamp Harness ..... 604  
 Parking Lamp ..... 263  
 Parking Lamp Bezel ..... 263  
 Parking Lamp Housing ..... 264  
 Parking Lamp Housing Seal ..... 263  
 Parking Lamp Lens ..... 263  
 Parking Lamp Lens Gasket ..... 263  
 Parking Lamp Socket ..... 264  
 Partition, Rear Seat to Trunk ..... 97  
 Patch, Repair ..... 335  
 PCV Clamp ..... 491  
 PCV Hose Clip ..... 491  
 PCV Valve Release Handle ..... 491  
 PCV Valve Hose ..... 491  
 Pedal Assembly ..... 175  
**Pedal Assembly, Throttle** ..... 174  
**Pedal Brackets, Drive-By-Wire** ..... 174  
**Pedal Bushing, Brakes** ..... 177  
**Pedal Bushing, Clutch** ..... 177  
**Pedal Cover** ..... 173, 176  
**Pedal Pad, Brake** ..... 176  
**Pedal Pin, Brake/Clutch** ..... 177  
**Pedal Pushrod Coupling Nut** ..... 177  
**Pedal, Accelerator** ..... 175  
**Pedals, Brake and Clutch** ..... 174  
 Pedestal, Gauge Mount ..... 122  
**Petcock, Radiator** ..... 413  
 Pickle Fork Tool ..... 349  
**Pignion Connector, Install Set** ..... 607  
 Pignion Harness, Transmission ..... 607  
 Pignion, Alternator ..... 522  
**Pignion, Blower Motor Resistor** ..... 444  
**Pignion, External Voltage Regulator** ..... 492  
**Pignion, Hill Distributor** ..... 492  
**Pignion, Horn Relay** ..... 167  
**Pilot Bolt, Hood** ..... 287  
 Pin, Accelerator Pedal Mounting ..... 173  
**Pin, Brake Pedal Shaft** ..... 177  
**Pin, Door Hinge** ..... 313

INDEX, POLICIES & ORDER FORMS

# Product Index

**INDEX, POLICIES & ORDER FORMS**

Pinion Gear Cross Sleeve ..... 370  
 Pipe, Coolant Circulator ..... 417  
 Pipe, Header Back ..... 556  
**Piston Cover Upholstery** ..... 79  
**Piston Covers** ..... 62, 64, 67, 69  
 Pitman Arm ..... 349  
 Pitman Arm Nut & Washer Set ..... 348  
 Pitman Arm Puller Tool ..... 348  
 Pitman Arm Shaft Lash Adjuster Nut ..... 347-348  
 Pitman Arms ..... 349  
 Pivot Ball Frame Side, Bellcrank ..... 591  
 Pivot Ball, Block Side Screw-In ..... 591  
 Pivot Bolt, Convertible Top ..... 309  
**Pivot Pin, Control Lever** ..... 151  
 Pivot Plate, Remote Mirror ..... 320  
 Plate Set, Lower Control Arm ..... 351  
 Plate, Carburetor Linkage ..... 543  
 Plate, Console Shifter Slider ..... 348  
 Plate, Engine Mount ..... 459  
**Plate, Fuel Pump Block Off** ..... 531  
 Plate, Fuel Pump Mounting ..... 531  
 Plate, Motor Mount ..... 459  
 Plate, Seat Belt Anchor ..... 305  
**Plates Rub, Convertible Top** ..... 305  
 Plates, Door Latch Striker ..... 312  
 Pliers, Brake Cable ..... 387  
 Pliers, Brake Spring ..... 395  
 Pliers, Hose Clamp ..... 420  
 Pliers, Spark Plug Terminal ..... 508  
 Plug, AIR/Smog Tube Eliminator ..... 555  
**Plug, Alternator Generator Light** ..... 522  
 Plug, Axle Housing Fill ..... 368  
 Plug, Cowl ..... 294  
**Plug, Door Weatherstrip** ..... 300, 326  
**Plug, Floor Pan** ..... 300, 326  
 Plug, Instrument Cluster Lens ..... 107  
 Plug, Override Switch Harness ..... 607  
 Plug, Oxygen Sensor ..... 555  
**Plug, Plastic Hole** ..... 370  
 Plug, Positraction Differential Fill ..... 370  
**Plug, Rear Axle** ..... 368  
**Plug, Speedometer Hold Block Off** ..... 585  
 Plug, Trunk Lid Drain Hole ..... 324  
 Plug, Trunk Pan ..... 325  
 Plug, Trunk Pan Floor ..... 325  
 Plugs, Door Panel ..... 72-73  
 Plugs, Freeze ..... 461  
 Plugs, Spark ..... 506  
 Plugweld Pliers ..... 334  
 PCA Valve Conversion Set ..... 455  
 Points, Ignition ..... 501, 504  
 Police Package Window Decal ..... 218  
 Polish Balls ..... 194  
 Positraction Decal ..... 218  
 Positraction Differential Fill Plug ..... 370  
 Poster ..... 181  
 Power Accessory Lead Wire ..... 608  
 Power Antenna ..... 134  
 Power Antenna Harness ..... 135  
 Power Antenna Relay ..... 133  
**Power Brake Booster** ..... 378  
**Power Brake Booster Check Valve** ..... 379  
**Power Brake Booster Tube** ..... 379  
**Power Convertible, Top Switch Wiring Harness** ..... 608  
**Power Window Mount Set** ..... 347  
**Power Delay, Radio** ..... 127  
**Power Door Lock Conversion Set** ..... 614-615  
 Power Door Switch ..... 81  
 Power Option Relay ..... 618  
 Power Seat Feed Wire ..... 608  
 Power Seat Relay ..... 49  
 Power Seat Rocker Button ..... 49  
 Power Seat Switch Base ..... 49  
 Power Seat Transmission Housing ..... 49  
 Power Seat Wiring Harness ..... 608  
 Power Steering Bellows ..... 344  
 Power Steering Cap ..... 339  
**Power Steering Control Valve Cap** ..... 345  
**Power Steering Control Valve Castle Nut** ..... 345  
**Power Steering Control Valve Kit** ..... 345  
**Power Steering Control Valve Seal** ..... 345  
**Power Steering Conversion Box** ..... 347  
**Power Steering Cooler** ..... 347  
**Power Steering Fluid** ..... 340  
**Power Steering Fluid Filter** ..... 340  
**Power Steering Flex Hose** ..... 346

**Power Steering Hose** ..... 342-343  
**Power Steering Hose Clamp** ..... 343  
**Power Steering Hose Retainer** ..... 343  
**Power Steering Line** ..... 343  
**Power Steering Mounting Stud** ..... 340  
**Power Steering Pulley Nut** ..... 341  
**Power Steering Pump** ..... 338-339  
**Power Steering Pump Brackets** ..... 340  
**Power Steering Pump Fitting** ..... 343  
**Power Steering Pump Pulley** ..... 341, 475-476  
**Power Steering Pump Rebuild Set** ..... 339  
**Power Steering Pump Spacer** ..... 340  
**Power Steering Remote Reservoir** ..... 340  
**Power Steering Slave Cylinder** ..... 347  
**Power Steering Slave Cylinder Bracket** ..... 347  
**Power Steering U-Joint** ..... 345  
**Power Steering Valve** ..... 345  
**Power Tailgate Window Feed Wire** ..... 470  
**Power Tailgate Wiring Harness** ..... 606  
**Power Top & Seat Feed Harness** ..... 608  
**Power Trunk Lock Conversion** ..... 618  
**Power Valve, Carburetor** ..... 541  
**Power Vent Window Conversion Set** ..... 617  
**Power Window & Seat Wiring Harness** ..... 616  
**Power Window Conversion Set** ..... 617  
**Power Window Lock Switch Pigtail** ..... 616  
**Power Window Motor** ..... 617  
**Power Window Motor Adapter** ..... 616  
**Power Window Relay** ..... 618  
**Power Window S-Boots** ..... 616  
**Power Window Switch** ..... 81  
**Power Window Switch Retainer** ..... 81  
**Power Window Wiring Harness** ..... 616  
**Pre-Filter Scales** ..... 226  
**Pressure Gauge Tubing** ..... 123  
**Pressure Plate to Flywheel Bolt** ..... 586  
**Price List, Accessory** ..... 221  
**Printed Circuits, Instrument Cluster** ..... 105  
**Pro Paint Gun** ..... 334  
**Pro-Grimp Tool** ..... 509  
**Proportioning Valve** ..... 380-381  
**Proportioning Valve Bleed Tool** ..... 381  
**Proportioning Valve Brackets** ..... 381  
**Prying & Scraping Tools** ..... 541  
**Pull Strap, Luggage Compartment** ..... 329  
**Pulley and Bracket, Parking Brake** ..... 387  
**Pulley Nut, Power Steering** ..... 341  
**Pulley Reinforcement, Water Pump** ..... 438  
**Pulley Set, Custom** ..... 475-476  
**Pulley, Serpentine Belt** ..... 475  
**Pulley System** ..... 475  
**Pulley, Alternator** ..... 521  
**Pulley, Crankshaft** ..... 475-476  
**Pulley, Idler** ..... 435  
**Pulley, Power Steering Pump** ..... 341  
**Pulley, Serpentine Belt Tensioner** ..... 435  
**Pulley, Smog Pump** ..... 555  
**Pulley, Water Pump** ..... 434, 438-439  
**Pulleys, Idler** ..... 476  
**Pump Water, Electric** ..... 434  
**Pump, Fuel** ..... 531  
**Pump, Oil** ..... 463-464  
**Pump, Power Steering** ..... 338-339  
**Pump, Smog** ..... 555  
**Pump, Water** ..... 432-433  
**Pump, Windshield Washer** ..... 296-297  
**Push Button Set, Door Handle** ..... 314  
**Push Start Decal** ..... 218  
**Pushrod Set, Master Cylinder** ..... 376  
**Pushrod, Clutch Fork** ..... 590  
**Pushrod, Engine** ..... 460  
**Pushrod, Fuel Pump** ..... 531  
**Pushrod, Manual Brake** ..... 376  
**Pushrod, Master Cylinder** ..... 376  
**Pushrods** ..... 479

**Q**

**Quad Hi-Lo Harness** ..... 260  
**Quarter Ashtray** ..... 145  
**Quarter Dome Lamp Socket** ..... 96  
**Quarter Glass** ..... 236  
**Quarter Panel** ..... 322  
**Quarter Panel Emblem** ..... 206-207  
**Quarter Panel Exhaust Port** ..... 247  
**Quarter Panel Extension Seal** ..... 232

**Quarter Panel Louver** ..... 247  
**Quarter Panel Molding** ..... 247  
**Quarter Panel Molding Clip** ..... 247  
**Quarter Panel Skin** ..... 322  
**Quarter Patch Panel** ..... 322  
**Quarter Stick Shifter Cover** ..... 581  
**Quarter Trim Panel Boards** ..... 70  
**Quarter Trim Panel Rails** ..... 247  
**Quarter Window Chamer Felt Liners** ..... 230  
**Quarter Window Corner Trim** ..... 250  
**Quarter Window Frame** ..... 253  
**Quarter Window Molding Clip** ..... 237  
**Quarter Window Molding Clips** ..... 253  
**Quarter Window Pivots** ..... 239  
**Quarter Window Roller Guide Washer** ..... 239  
**Quarter Window Seals** ..... 230  
**Quarter Window U-Shape Seal** ..... 230  
**Quarter Window Vertical Molding** ..... 230  
**Quarter Window Vertical Seal** ..... 231  
**Quick Release Battery Cable Bolts** ..... 599

**R**

**R12 to R134a AC Retrofit Set** ..... 455  
**Rack and Pinion Conversion** ..... 348  
**Radiator** ..... 410-413  
**Radiator Cap** ..... 414  
**Radiator Cooling Fan** ..... 424-426  
**Radiator Core Support** ..... 285  
**Radiator Fan Shroud Clip** ..... 417  
**Radiator Fan Shroud Fastener** ..... 417  
**Radiator Filler Panel** ..... 416  
**Radiator Hose Adapter** ..... 418  
**Radiator Hose Return** ..... 419  
**Radiator Hose, Molded** ..... 418  
**Radiator Isolators** ..... 413  
**Radiator Mounting Brackets** ..... 413  
**Radiator Overflow Bottle** ..... 415  
**Radiator Overflow Hose** ..... 415  
**Radiator Overflow Hose Retainer** ..... 415  
**Radiator Overflow Jar Cap** ..... 415  
**Radiator Overflow Tank** ..... 415  
**Radiator Petcock** ..... 413  
**Radiator Retainer Pad** ..... 413  
**Radiator Rubber Mounting Pads** ..... 413  
**Radiator Support Brace** ..... 285  
**Radiator Support Bushings** ..... 285  
**Radiator Support Wiring Grommet** ..... 285  
**Radiator to Core Support Mount Bracket** ..... 623  
**Radiator/Cooling Fan Relay** ..... 427  
**Radio** ..... 124-125  
**Radio Amplifier** ..... 129  
**Radio Antenna** ..... 134  
**Radio Bezel** ..... 126  
**Radio Color Bug** ..... 127  
**Radio Cup Spacer** ..... 127  
**Radio Delete Plate** ..... 104  
**Radio Faceplate** ..... 126  
**Radio Instruction** ..... 120  
**Radio Knobs** ..... 126  
**Radio Lens** ..... 127  
**Radio Mount, Glove Box** ..... 127  
**Radio Music Adapter** ..... 128  
**Radio Power Delay** ..... 127  
**Radio Screen Protector** ..... 127  
**Radio Shift Nut** ..... 126  
**Radio SiriusXM Tuner** ..... 128  
**Radio Sound System** ..... 128  
**Radio Speaker** ..... 129-132  
**Radio USB Port** ..... 128  
**Rag Joint** ..... 345  
**Rally Wheel Center Caps** ..... 396-398  
**Rally Wheel Hubcap Ornament** ..... 396-398  
**Rally Wheel Lug Nut** ..... 399  
**Rally Wheel Ornament Screw** ..... 399  
**Rally Wheels** ..... 396-398  
**Ramps, Vehicle** ..... 191  
**Rear Armrest Upholstery** ..... 78-79  
**Rear Ashtray Insert** ..... 144  
**Rear Axle** ..... 368  
**Rear Axle Bearing Retainer** ..... 370  
**Rear Axle Bearing Retainer Hardware** ..... 370  
**Rear Axle Bearing Seal** ..... 370  
**Rear Axle Flange U-Bolt** ..... 367  
**Rear Axle Housing Set** ..... 369  
**Rear Axle Lubricant** ..... 371

# Product Index

Rear Axle Lubrication ID Tag	370	Relay, Fog Lamp	259	Ring, Headlamp Retaining	262
Rear Body Deck Lid Wiring Harness	606	Relay, Fuel Evaporation	533	Ring, Horn	156
Rear Body Lamp Harness	605	Relay, Fuel Pump	533, 537, 621	Risers, Rear Seat	339
Rear Body Panel	332	Relay, Horn	167	Rivet, Door Mirror	321
Rear Body Panel Molding	248	Relay, HVAC/Compressor	606	Rivet, Grill	279
Rear Body Trunk Lid Wiring Harness	606	Relay, Manual TCS	593	Rivets, Cowl Tag	294
Rear Bow, Convertible Top	305	Relay, Multiple Task	609	Rivets, Exhaust Manifold	554
Rear Brake Converter Set	373	Relay, Power Antenna	133	Rocker Arm Locks	479
Rear Brake Hose Tee Fitting	384	Relay, Power Option	619	Rocker Arm Stud	479
Rear Bumper	280	Relay, Power Seat	498	Rocker Arm Stud Girdle	479
Rear Bumper Brace	325	Relay, Power Window	618	Rocker Arms	479
Rear Bumper Cover	280	Relay, Radiator/Cooling Fan	427	Rocker Molding Screw	246
Rear Bumper Filler	281	Rear Panel	518	Rocker Panel	303
Rear Bumper to Body Seal	232	Relay, Timing Cooling System	621	Rocker Panel Molding	246-247
Rear Compartment Bumper	232-324	Relay, Wiper Motor	296	Rocker Panel Molding Clip Set	250
Rear Control Arm	364	Release Bearing, Hydraulic	589	Rocker Panel Molding Hardware	250
Rear Cove Molding	248-249	Release, Interior Door	85	Rocker Panel Rear Seal	303
Rear Cove Molding Clip	249	Repair Battery Disconnect Switch	620	Rocker Panel Sash	303
Rear Deck Panel Clips	248	Remote Control, Battery Disconnect	620	Rocker Switch Panel	621
Rear Door Security Lock Lever	315	Remote Door Opener	614	Rod, Accelerator	172
Rear End Cover Gasket	371	Remote Keyless Entry Systems	317	Rod, Choke	545
Rear End Main Cap Stud	370	Remote Mirror Bezel Retainers	321	Rod, Clutch	590
Rear End Oil Service/Install Kit	369	Remote Mirror Inner Bezel	321	Rod, Clutch Adjustment	591
Rear Filler Panel, Upper	323	Remote Mirror Pivot Plate	320	Rod, Hood Prop	286
Rear Fin Molding Clip Set	250	Remote Start Keyless Entry System	618	Rod, Panhard	366
Rear Floor Brace	302	Remote Starter	137	Rod, Spare Tire Hold Down	330
Rear Frame Supports	367	Remote Starter Solenoid	518	Rods, Door Lock to Latch	318
Rear Intermediate Lamp Harness	606	Remote Starting Switch	456	Roller Pilot Bearing	586
Rear Main Seal	465	Repair Kit, Exhaust	557	Roller Rocker Arms	479
Rear Panel Emblem	207-208	Repair Manual	185	Roller, Input Shaft Gear	585
Rear Panel SS Emblem	209	Repair Patch	335	Roller, Window	239
Rear Panel, Trunk Floor	325	Repair Set, AC Harness	449	Roof Drip Molding	245
Rear Quarter Inner Trim Panel	37	Repair Set, Floor Pan	335	Roof Drip Rail	207
Rear Radio Speaker Cover	465	Repair Set, Trunk	128	Roof Emblem	307
Rear Seal Adapter	465	Repair Set, Turn Signal	152	Roof Rack Mounting Nut	329
Rear Seal Backrest Hooks	37	Repair Set, Washer Pump	297	Roof Rail Weatherstrip	224
Rear Seal Board, Convertible	97	Replacement Keys	318	Roof Rail Weatherstrip Screws	224
Rear Seal Filler Panels	37	Reservoir Remote, Power Steering	339	Rotor, Ignition	500-501
Rear Seal Floor Pan	300	Reservoir, Brake Fluid	589	Rubber Bumper, Window	237
Rear Seal Garnish Molding	37	Reservoir, Clutch Fluid	589	Rubber Stopper, Seat/Hood	40
Rear Seat Pan	301	Reservoir, Remote Clutch	589	Rubber Undercoating Paint	198
Rear Seat Risers	39	Residual Pressure Valve	381	Run Channel, Vent Window	230
Rear Seat Shell	98-99	Resistor Pilot, Blower Motor	444	Rust Removal	195
Rear Seat Shell Jig Padding	97	Resistor, Ignition Coil	321		
Rear Seat to Trunk Partition	97	Retainer Clip, Disc Brake Pad	390		
Rear Side Window Seal	231	Retainer Clip, Speedometer Cable	110-111		
Rear Speaker Bezel	126	Retainer Clip, Vacuum Advance	498	Sail Panel Boards	92
Rear Speaker Enclosure Retainer	128	Retainer Clips, Wiring Harness	623	Sail Panel Clips	92
Rear Stationary Vent Seal	231	Retainer Set, Horn Cap	157	Sail Panel Emblem	207
Rear Upper Arm	366	Retainer, Accelerator Cable	172	Sail Panels	90-91
Rear Upper Body Panel	323	Retainer, Battery Cable	590	Sales Brochure	185
Rear Valance Panels	332	Retainer, Bumper Cover	289	Sash Channel, Door Window	239
Rear Valance Support Brackets	332	Retainer, Column Lock Plate	149	Scraping Tool	255
Rear View Mirror Adhesive	95	Retainer, Convertible Top Boot Well	308	Screen, Grill	279
Rear View Mirror Bracket	95	Retainer, Dusk Vent Fan	317	Screen, Oil Pump Intake	46
Rear View Mirror Mounting Screw	292	Retainer, Door Lock Cylinder	318	Screen, Windshield Washer	298
Rear Wheel Opening Cover Fastener	323	Retainer, Door Lock Pawl	317	Screw Set, Exterior	291
Rear Window Defroster Wiring Harness	603	Retainer, Door Panel	239	Screw Set, Instrument Cluster	104
Rear Window Molding	245	Retainer, Headlamp Bezel	260	Screw Set, Wheel Molding	247
Rear Window Seal	224	Retainer, Remote Mirror Bezel	387	Screw Sets, Interior	73
Rear Window Trim Moldings	92	Retainer, Power Steering Hose	343	Screw, Armrest Base	78
Rear Window Venetian Blinds	190	Retainer, Radiator Overflow Hose	415	Screw, Blower Motor	443
Rebuild Kit, Convertible Top Pump	307	Retainer, Rear Axle Bearing	370	Screw, Blower Motor Resistor	443
Rebuild Set, Brake Master Cylinder	376	Retainer, Rear Speaker Enclosure	128	Screw, Carburetor Float Bowl	543
Rebuild Set, Power Steering Pump	339	Retainer, Remote Mirror Bezel	321	Screw, Choke Thermostat Mounting	544
Receiver Dwyer, AC	454	Retainer, Shoulder Belt	50	Screw, Converter Cover Pan	572
Recovery Tank	415	Retainer, Shoulder Harness	50	Screw, Convertible Top Latch	306
Reducer, Header Collector	552	Retainer, Starter Wire Harness	518	Screw, Door Latch Striker	312
Reflector, Armrest	74	Retainer, Taillamp	274	Screw, Door Plate Seal	110
Reflector, Door Panel	74	Reflector, Taillamp Housing	273	Screw, Door Brake Adjusting	39
Regulator, Fuel Pressure	537	Reflector, Wheel Brake Shoe	298	Screw, Glove Box	141
Regulator, Window	238	Reflector, Wheel Center Cap	403	Screw, Headlamp Bezel	260
Reinforcement Rails, Convertible Top	303	Retainers, Coil Spring	360	Screw, Headlamp Retaining Ring	262
Reinforcement, Front Bumper	282	Retaining Clip, Inner Door Handle	84	Screw, Heater Box Resistor	444
Relay Block	621	Retaining Pads, Radiator	413	Screw, Mirror Bracket Mounting	321
Relay Panel, Banked	619	Retaining Pin, Brake Shoe	392	Screw, Rally Wheel Ornament	397
Relay Puller Pliers	620	Retaining Ring, Shift Boot	171	Screw, Rear View Mirror Mounting	95
Relay, AC	444	Retractor, Seat Belt	46	Screw, Rocker Molding	246
Relay, Auxiliary Lamp	621	Return Spring, Clutch Fork	590	Screw, Sun Visor Support	93
Relay, Blower Motor	444	Return Spring, Steering Column	149	Screw, Valve Cover	495
Relay, Brake Lamp	621	Return, Throttle Cable	341	Screw/Washer, Headlamp Beam Adjusting	265
Relay, Choke Shutdown	545	Reverse Lockout, Transmission	582	Screws Mounting, Rear Speaker	133
Relay, Electric Fan	428	Ring and Pinion Installation Set	370	Screws, Armrest Base	78
Relay, Electric Water Pump	434	Ring and Pinion Set	370	Screws, Armrest Pad	78
Relay, Fast Idle Cut-Off	533	Ring Gear, Flywheel	587	Screws, Brake Bleeder	381
		Ring, Gauge Mount Angle	122	Screws, Chrome Lens	262

## S

Sail Panel Boards	92
Sail Panel Clips	92
Sail Panel Emblem	207
Sail Panels	90-91
Sales Brochure	185
Sash Channel, Door Window	239
Scraping Tool	255
Screen, Grill	279
Screen, Oil Pump Intake	46
Screen, Windshield Washer	298
Screw Set, Exterior	291
Screw Set, Instrument Cluster	104
Screw Set, Wheel Molding	247
Screw Sets, Interior	73
Screw, Armrest Base	78
Screw, Blower Motor	443
Screw, Blower Motor Resistor	443
Screw, Carburetor Float Bowl	543
Screw, Choke Thermostat Mounting	544
Screw, Converter Cover Pan	572
Screw, Convertible Top Latch	306
Screw, Door Latch Striker	312
Screw, Door Plate Seal	110
Screw, Door Brake Adjusting	39
Screw, Glove Box	141
Screw, Headlamp Bezel	260
Screw, Headlamp Retaining Ring	262
Screw, Heater Box Resistor	444
Screw, Mirror Bracket Mounting	321
Screw, Rally Wheel Ornament	397
Screw, Rear View Mirror Mounting	95
Screw, Rocker Molding	246
Screw, Sun Visor Support	93
Screw, Valve Cover	495
Screw/Washer, Headlamp Beam Adjusting	265
Screws Mounting, Rear Speaker	133
Screws, Armrest Base	78
Screws, Armrest Pad	78
Screws, Brake Bleeder	381
Screws, Chrome Lens	262

INDEX, POLICIES & ORDER FORMS

# Product Index

Screws, Fuse Block	619	Seat Molding Trim	37	Shifter Linkage Rod	583
Screws, Interior	73	Seat Mount Adapter	45	Shifter Rebuild Set	593
Screws, Roof Rail Weatherstrip	224	Seat Mounting Brackets	39	Shifter Rod Retainer Clip	591
Screws, Steering Wheel	159-160	Seat Pivot Cap	37	Shifter Seal	171
Screws, Wiper Transmission Mounting	297	Seat Recliner Mechanism Cover	45	Shifter Support Bracket	592
Scuff Plate, Fender Skirt	293	Seat Recliner Pivot Cover	45	Shifter Tunnel Cover	300
Scuff Puller Tool	293	Seat Side Filler Panels, Rear	37	Shifter, Automatic	580-581
Scuff Set, Fresh Air Duct	445	Seat Side Panel	41	Shifter, Manual Floor	592
Scuff Set, Heater Box	443	Seat Sliders	43	Shifter, Manual Installation Set	592
Scuff Set, Vent Ball	446	Seat Spring Repair Kit	38	Shim, Body Alignment	359
Seal, AC Compression O-Ring	451	Seat Stops	40	Shim, Motor Mount	459
Seal, AC Evaporator Case	454	Seat Support Springs	39	Shims, Body Mount	359
Seal, Air Cleaner Lid	511	Seat Track Release Wire Bracket	39	Shims, Distributor Housing	498
Seal, Air Cleaner Rubber	515	Seat Track Relocation Brackets	39	Shims, Starter	518
Seal, AT Shifter	171	Seat Track Riser Brackets	39	Shock Absorber	362-363
Seal, Clutch Bellcrank Felt	591	Seat Track Springs	40	Shock Decal	218
Seal, Convertible Top Header	225	Seat Tracks	39	Shock Instruction Card	219
Seal, Convertible Top Pump	307	Seat Trim, Bucket Seat	37	Shock Mounting Hardware, Front	263
Seal, Door Jamb Switch	140	Seat Upholstery	22-36	Shop Manual	184
Seal, Engine Valve Stem	479	Seat Upholstery Button	37	Short Hub Adapter	160
Seal, Epoxy Putty	335	Seat Upholstery Foam	36	Shoulder Belt Retainer	50
Seal, Fender Skirt	232, 293	Seat/Shoulder Belt Guide Escutcheon	50	Shoulder Harness Retainer	50
Seal, Firewall Wire Boot	622	Self-Adjusting Drum Brake Conversion	392	Shroud, Fan	416
Seal, Front Splash Pan	232	Self-Locking Hex Nut	254	Shroud, Horn Ring	511
Seal, Glass Installation	224	Sending Unit, Coolant Temperature	435	Shroud, Steering Wheel	156
Seal, Hood to Cowl	232	Sending Unit, Electronic Speedometer	110	Side Cover, Engine	489
Seal, Hood to Radiator	231	Sending Unit, Fuel	123	Side Marker Bezel Gasket, Front	265
Seal, Inner Door Handle	85	Sending Unit, Fuel Tank	530	Side Marker Lamp	265
Seal, Inner Fender	232	Sending Unit, Gear Indicator	122	Side Marker Lamp Bezel	265
Seal, Instrument Housing	105	Sending Unit, Oil Pressure	464	Side Marker Lamp Socket	264
Seal, Oil Dipstick Tube	466	Sending Unit, Temperature	427, 435	Side Marker Lamp Seal	265
Seal, Parking Lamp Housing	263	Sensor, Coolant Temperature	434	Side Marker Lens Gasket	265
Seal, Power Steering Control Valve	345	Sensor, Fan Temperature	427	Side Marker Lens, Rear	265
Seal, Quarter Panel Extension	232	Sensor, Speed	110	Side Molding Tape	245
Seal, Quarter Window U-Shape	230	Sensor, Throttle Position	541	Side Molding, Body	242-244
Seal, Quarter Window Vertical	231	Serpentine Belt	430-431	Side Panel Sets, Interior	52-57
Seal, Rear Axle Bearing	370	Serpentine Belt Pulley	475	Side Panel, Seat	41
Seal, Rear Bumper to Body	232	Serpentine Belt Tensioner	435	Side Window Glass	236
Seal, Rear Main	465	Serpentine Belt Tensioner Pulley	435	Sill Plates, Door	110
Seal, Rear Side Window	231	Service Decal	218, 221	Skf Cap	179
Seal, Rear Window	224	Service Manual, Factory	184	Skirt, Fender	293
Seal, Rocker Panel Rear (Flap)	303	Shaft Centering Sphere, Steering Column	148	Slave Cylinder, Power Steering	347
Seal, Side Marker Lamp	265	Shaft, Control Arm	352	Slave, Disc Brake Caliper Bolt	389
Seal, Steering Column	150	Shaft, Distributor Intermediate	429	Sleeve, Generator Mount	521
Seal, Steering Shaft Coupler	148	Shaft, Trunk Lock Handle	329	Sleeves, Spark Plug Wire	508
Seal, Taillamp Housing to Body	274	Shaved Doors Emergency Entry	615	Sleeves, Tie Rod	350
Seal, Transfer Tube O-Ring	543	Shaved Power Door Handle Set	615	Slip Shaft Driveline	367
Seal, Tunnel Extension	300	Sheet Metal Fastener Kit	334	Slip Check Valve	555
Seal, Wheel Bearing	394	Sheet Metal Tools	300	Smog Diverter Elbow	535
Sealant, Autobody	300	Shelf, Rear Seat	98-99	Smog Pump	555
Sealant, Gasket	478	Shield, Bellhousing Dust	586	Smog Pump Belt	555
Sealant, Caulk	231	Shield, Brake Line	383	Smog Pump Bracket	555
Sealant, Fuel Tank	533	Shield, Fuel Line	555	Smog Pump Hose Clamp	555
Sealant, Seam Exterior	301	Shield, Headlamp	259	Smog Pump Pulley	555
Seals, A-Arm	232	Shields Water, Door	70	Smog Tube Eliminator Plug	555
Seals, Door Hinge Pillar U-Shape	230	Shift Boot and Plate	593	Smog Tubes	555
Seals, Door Lock Pillar U-Shape	230	Shift Boot Bezel	171	Socket Assist	555
Seals, Oil Pan	465	Shift Boot Retaining Ring	171	Socket, Back-Up Lamp	272
Seals, Quarter Window	230	Shift Cable Bracket	583	Socket, Headlamp	259
Seals, Rear Stationary Vent	231	Shift Cable Support Bracket	583	Socket, License Plate Lamp	275
Seam Sealer, Exterior	301	Shift Detent Lever	582	Socket, Parking Lamp	264
Seam Tape	13	Shift Handle Adapter	593	Socket, Side Marker Lamp	264
Seam Adjuster Cover Fastener	37	Shift Handle/Knob	583	Socket, Taillamp	274
Seam Adjuster Spring	40	Shift Indicator Housing	151	Socket, Turn Signal	274
Seam Adjusting Knob	37	Shift Kit	571	Solenoid, Headlamp Washer Drip Valve	259
Seam Back Bumpers	40	Shift Knob Adapter	594	Solenoid, Starter	518
Seam Back Panel	41	Shift Knob, Manual	594-595	Solenoid, TC	593
Seam Back Release Button	37	Shift Lever	582	Solenoid, Trunk Lid Release	541
Seam Belt Anchor Bolt	50	Shift Lever Buttons	592	Solenoid, Trunk Lid Release	324
Seam Belt Adjuster Plate	50	Shift Lever with Button	582	Sound Dampening, Radio	127
Seam Belt Buckle Cover	50	Shift Light	122-123	Sound Deadener	13
Seam Belt Buckle Cover	47	Shift Linkage Bellcrank Bushing	591	Spacer, Air Cleaner	513
Seam Belt Emblem	46	Shift Plate Pattern Emblem	169	Spacer, Alternator	524
Seam Belt Hardware	48	Shift Plate, Console	169	Spacer, Alternator Bracket	324
Seam Belt Hardware Plate	49	Shift Rod Set, Manual Transmission	593	Spacer, Carburetor	543
Seam Belt Information	220	Shifter Arm, Manual Transmission	593	Spacer, Coil Spring	561
Seam Belt Instructions, Sun Visor Sleeve	220	Shifter Boot	170, 583	Spacer, Compressor	451
Seam Belt Retractor	46	Shifter Boot and Ring	583	Spacer, Cooling Fan	422
Seam Belts	46-49	Shifter Bracket	582	Spacer, Kick-Panel Speakers	133
Seam Brackets	43	Shifter Cable	583	Spacer, Power Steering Pump	340
Seam Cushion, Padded	40	Shifter Cable Installation Set	583	Spacer, Radio Cup	127
Seam Frame	38	Shifter Cable, Automatic	582	Spacer, Steering Wheel	160
Seam Headrest Cover	40-41	Shifter Conversion Set	579	Spacer, Thermostat	441
Seam Heater	38	Shifter Handle, Horseshoe	582	Spacer, Wheel	438
Seam Medalion	72	Shifter Lever, Manual	592-593	Spacer, Window Regulator Cam	203

# Product Index

Spanner Wrench	361	Starter Motor Brushes	518	Stud, Fan Clutch to Water Pump	422
Spare Tire Clamp Anchor Plate	330	Starter Mounting Bolts	518	Stud, Heat Stove Mounting	553
Spare Tire Cover	331	Starter Relay	518	Stud, Power Steering Mounting	340
Spare Tire Cover Bumper	330	Starter Shims	518	Stud, Rear End Main Cap	370
Spare Tire Hold Down Nut	330	Starter Solenoid	518	Stud, Rocker Arm	479
Spare Tire Hold Down Rod	330	Starter Solenoid to AC Harness Fuse	610	Stud, Transmission Lever	582
Spare Tire Well	323	Starter Tag	522	Stud, Wheel	403
Spark Guard	509	Starter to Ignition Ign Amp Harness	550	STV Conversion Set	455
Spark Plug	506	Starter Wire Harness Retainer	518	Subwoofer, Radio	129
Spark Plug Gap Tool	508	Steel Bolt	280	Sun Shade, Windshield	190
Spark Plug Terminal Pliers	508	Steering Box Mounting Bolt	347	Sun Visor Bracket	93
Spark Plug Thread Chaser	508	Steering Column Adapter Harness	149	Sun Visor Hooks	93
Spark Plug Wire Heat Shield	508	Steering Column Joint Bolt	345	Sun Visor Mirror Mounting	93
Spark Plug Wire Looms	508	Steering Column Lever	152	Sun Visor Support Bracket	93
Spark Plug Wire Puller	508	Steering Column Lower Bowl Sleeve	149	Sun Visor Support Screws	93
Spark Plug Wire Separators	508-509	Steering Column Mount	149	Sun Visor Tip & Bushing Set	93
Spark Plug Wires	505-507	Steering Column Return Spring	149	Sun Visor Vanity Mirror	95
Speaker Bezel, Rear	133	Steering Column Seal	150	Sun Visors - Front and Rear Sets	83-90
Speaker Grill, Kick Panel	133	Steering Column Shaft Centering Sphere	148	Support, Windshield	92
Speaker Grill, Rear	133	Steering Column Shaft Coupler	148	Support Clip Set, Headliner Bow	92
Speaker Mounting Screws, Rear	133	Steering Column Switch Conversion Kit	150	Support, Accelerator Pedal Rod	172
Speaker Mounting Studs, Rear	133	Steering Column Switch Pigtail	150	Support, Body Mount	301
Speaker Wire Harness	133	Steering Column Switching Shaft	147-148	Support, Hood Hinge	289
Speaker Wiring Harness	610	Steering Column Wire Harness	147	Support, Hood Link	287
Speaker, Radio	130-132	Steering Column Wiring Adapter	150	Support, Horn Ring	157
Speakers, Kick Panel	131	Steering Column, Tilt	146	Support, Inner Rear View Mirror	95
Speed Sender, GPS	111	Steering Coupler	345	Support, Trunk to Wheelhouse	325
Speed Sensor	111	Steering Coupler Hardware	345	Support, Windshield Glass	234
Speed Warning Control Cable	111	Steering Gear Lock Washer	347	Supports, Rear Frame	367
Speed Warning Wiring Harness	610	Steering Knuckle Spindle Washer	393	Surge Protector	620
Speedometer	108, 115	Steering Linkage Set	348	Surround, Instrument Panel	104
Speedometer Adapter	122	Steering Nut Set	393	Suspension System, X-Tend Rear	365
Speedometer Cable	110	Steering Rag Joint	148	Suspension Systems	357
Speedometer Cable Grommet	110	Steering Shaft	148	Suspension, Front and Rear Sets	357-358
Speedometer Drive Converter	111	Steering Shaft Bearing Set	149	Suspension, Front End Rebuild	348
Speedometer Drive Gear Clip	111	Steering Shaft Coupler Seal	148	Sway Bar	354-355
Speedometer Drive Gear	111	Steering Shaft, Intermediate	345	Sway Bar Bracket	356
Speedometer Gear Housing	111	Steering Tilt Column Rag Joint	147	Sway Bar Bushings	356
Speedometer Hole Block Off Plug	111	Steering Tilt Column Steering Shaft	150	Sway Bar End Links	355
Speedometer Lens	106	Steering Tilt Column Wire Adapter	147	Sway Bar Harness, Tilt Wheel Turn Signal	610
Speedometer Sending Unit	111	Steering Wheel	154-166	Switch Panel, Rocker	621
Spindle Nut & Cotter Pin Kit	393	Steering Wheel Adapter	147, 150, 164-166	Switch Retainer, Power Window	81
Spindles, Disc Brake	393	Steering Wheel Brodie Knob	181	Switch Thermo, Electric Fan	428
Spinner Wheel Center Cap	407	Steering Wheel Center Cap	165	Switch, AC Clutch	449
Spinner, Wheel Cover	400-401	Steering Wheel Hub	158	Switch, AC Compressor Circuit Button	451
Spot Weld Chisel	334	Steering Wheel Hub Nut	157	Switch, AC Tinary	449
Spotweld Cutter	333	Steering Wheel Kit	159, 161, 165	Switch, Battery Cutout	601
Spray Adhesive	13, 85	Steering Wheel Lock	160	Switch, Battery Disconnect	620
Spray Connector Tee	294	Steering Wheel Mounting Set	157	Switch, Brake Lamp	140
Spray Gun, Paint	199	Steering Wheel Ornament	157	Switch, Convertible Top	140
Spray-On Acoustic Insulation	13	Steering Wheel Puller Tool	150	Switch, Defogger	140
Spread Bore Sealing Plate	542	Steering Wheel Quick Release	169	Switch, Door Jamb	97
Spreader Bar, Park Brake	385	Steering Wheel Screw Set	157, 160	Switch, Evaporator Thermostatic	454
Spring Bracket, Accelerator	544	Steering Wheel Shroud	156	Switch, Fan	425
Spring Compressor Tool	456	Steering Wheel Shroud Hardware	156	Switch, Fan Temperature	429
Spring, Accelerator Return	173, 544	Steering Wheel Spacer	160	Switch, Fuel Pump Safety	537
Spring, Brake Drum Anti-Vibration	391	Steering, Rack and Pinion	348	Switch, Headlamp	137-138
Spring, Brake Pedal Return	177	Stencil, Valve Cover	489	Switch, Headlamp Dimmer	138, 150
Spring, Carburetor Return	544	Stereo	124-125	Switch, Headlamp Relay	259
Spring, Clutch Fork Repair	590	Stereo Power Delay	127	Switch, Ignition Key Buzzer	449
Spring, Clutch Fork Return	590	Stool, Counter	182	Switch, Heater Vacuum Control	445
Spring, Coil	360	Stop Bumper, Door Glass	239	Switch, Heater Valve Vacuum	449
Spring, Console Gearshift	582	Stopper Set, Rubber	233	Switch, Heater/AC Blower Control	445
Spring, Door Hinge	313	Stopper, Fuel Door Filler	233	Switch, Ignition	137
Spring, Door Push Button	315	Stopper, License Plate	233	Switch, Instrument Panel Dimmer	136
Spring, Fuel Filter	534	Stopper, Window	238	Switch, Kickdown	579
Spring, Headlamp Adjusting	262	Storage Bag, Car Cover	3	Switch, Manual Transmission	593
Spring, Hood Hinge	289	Storage Bag, Convertible Top Boot	330	Switch, Neutral Safety	139
Spring, Hood Pop-Up	287	Storage Bag, Jack	308	Switch, Park Brake Lamp	329
Spring, Lock Cylinder Tumbler	385	Storage Sleeve, Jack Wrench	330	Switch, Parking Brake	385
Spring, Park Brake Guide Bar	385	Straps, Wire Harness	430	Switch, Power Door	81
Spring, Seat Adjuster	479	Striker Bolt Washer, Door	312	Switch, Power Window	81
Spring, Seat Repair Kit	38	Striker Plate, Convertible Top	306	Switch, Remote Starting	456
Spring, Steering Column Lock Shoe Return	149	Striker Plate, Glove Box Lock	312	Switch, Tailgate Window	140
Spring, Seat Support	38	Striker Plates, Door Latch	312	Switch, Toggle	140
Spring, Seat Track	40	Strut, Disc	352	Switch, Trunk Release	621
Springs, Valve	479	Strut Arm Bushings	352	Switch, Turn Signal	153
Squirters, Accelerator Pump	541	Strut Rod Bushing Set	352	Switch, Windshield Wiper	140
Sta-Dri Pouches	590	Strut Rod, Adjustable	352	Switch, Windshield Wiper	140
Stainless Steel Brake Flexlines	382	Stud, Girdle, Rocker Arm	479	Switch, Clutch Rod	591
Stamps, Fuel Hose	529	Stud Lock, Clutch Bellcrank Pivot	529	Switch, Clutch Rod Fork	591
Stamps, Hose	529	Stud Set, Exhaust Manifold	554	Synthetic Gear Oil	371
Starter	517	Stud, AC Compressor Mounting	452		
Starter Amperage Booster	518	Stud, Carburetor	544		
Starter Head Shield	518	Stud, Clutch Fork Mounting	590		
Starter Motor Bracket	518	Stud, Distributor	498		

**T**  
 T-Shirt 178-179

INDEX, POLICIES & ORDER FORMS

# Product Index

Tab, Timing	474	Throttle Assembly	175	Tool, Double Flaring	395
Tach Adapter	109	Throttle Body Base Plate	545	Tool, Electrical Connector Separator	620
Tachometer	109-110	Throttle Body Base Plate Linkage	545	Tool, Eliminator Rust Remover	334
Tachometer Adapter	497	Throttle Bracket Set	578	Tool, Engine Rotation Adapter	456
Tachometer Bulb	123	Throttle Cable	546	Tool, Fuel Pump Pressure Tester	534
Tachometer Gauge	120-121	Throttle Cable Bracket	546	Tool, Fuel Tank Sender Lock Ring	530
Tachometer Lens	106	Throttle Cable Spring	546	Tool, Funnel	471
Tachometer Noise Filter	120	Throttle Cable Throttle Cable Bracket	546	Tool, Glass Molding Clip Installation	255
Tachometer Wiring Harness	610	Throttle Lever Arm Pinch Bolt	172	Tool, Glove Box Lock Nut	142
Tack Strip Bow Ends, Convertible Top	305	Throttle Pedal Linkage	172	Tool, Harmonic Balancer	477
Tack Strip Bow, Convertible	305	Throttle Pedal, Drive-By-Wire	174	Tool, Headlamp Switch Nut	138
Tack Strip, Convertible Top	305	Throttle Position Sensor	541	Tool, Headliner Upholstery	92
Tag, AC Charge	214	Throttle Position Sensor Cable Bracket	541	Tool, Hose Clamp Pliers	420
Tag, Axle Postraction	218	Throttle Spring Return Set	547	Tool, Ignition Switch Bezel Nut	136
Tag, Distributor	522	Throttle Stud, Carburetor	547	Tool, IR Thermometer	456
Tag, Generator	522	Throttle Valve Cable Bracket	579	Tool, Lockstrip Insert	255
Tag, Rear Axle Lubrication ID	370	Throttle Valve Control Cable	578	Tool, Lug Wrench	330
Tag, Starter	322	Throttle Valve Control Clip	541	Tool, Lug Wrench	330
Tail Fin Corner Molding Clips	251	Tie Rod End	349	Tool, Oil Filter Wrench	471
Tail Panel	332	Tie Rod End Dust Boot	350	Tool, Oil Pressure Switch Socket	464
Tail Panel Brace	332	Tie Rod Sleeve	349-350	Tool, Oil Pump Primer	456
Tail/Lift Gate Weatherstrip	231	Tie Rod Sleeve Bolts	350	Tool, Pickle Fork	349
Tailgate Bumpers and Stops	231	Tie Rod Steering Column	146	Tool, Pitman Arm Puller	348
Tailgate Emblem	208	Tie Rods, Windshield Washer Hose	297	Tool, Plug Weld Pliers	334
Tailgate Handle Cylinder Ring	318	Tilt Steering Column Rag Joint	148	Tool, Pro-Print Gauge	334
Tailgate Latch	329	Tilt Steering Rack Set	150	Tool, Pro-Crimp	509
Tailgate Molding Clip	329	Tilt Steering Tension Nut	149	Tool, Relay Puller Pliers	620
Tailgate Remote Control Clip	329	Tilt Wheel Release Lever	150	Tool, Seal Puller	334
Tailgate Run Channel End	231	Tilt Wheel Turn Signal Switch Harness	621	Tool, Seam Buster Chisel	334
Tailgate Window Channel Filler	231	Timed Cooling System Shutdown	621	Tool, Sheet Metal Fastener	394
Tailgate Window Crank Handle	329	Timing Chain	473	Tool, Side Terminal Battery Wrench	601
Tailgate Window Glass	236	Timing Cover	472-474	Tool, Socket Assist	552
Tailgate Window Regulator Cam	238	Timing Cover Bolts	474	Tool, Spanner Wrench	361
Tailgate Window Seal	140	Timing Light	500	Tool, Spark Plug Gapper	508
Tailgate Wiring Harness	606	Timing Light	500	Tool, Spark Plug Hole Thread Chaser	508
Tailamps	266-271	Timing Tab	474	Tool, Spark Plug Terminal Pliers	508
Tailamp Bezel	272	Tire Cleaner	194	Tool, Spark Plug Wire Puller	508
Tailamp Circuit Board	270-271	Tire Dressing	194	Tool, Spot Weld Chisel	334
Tailamp Housing	273	Tire Hanger	191	Tool, Steering Wheel Puller	159
Tailamp Housing Retainer	273	Tire Pressure Decal	217	Tool, Tailpipe Expander	334
Tailamp Housing to Body Seal	274	Tire Valve Stem	403	Tool, Thread Identifier	456
Tailamp Lens Gasket	274	Tire, Decal	216	Tool, Top Dead Center	456
Tailamp Lens Trim Ring	274	Tire, Spare Well	323	Tool, Trim Removal	255
Tailamp Mounting Gasket	274	Tires	409	Tool, Tubing Bender	395
Tailamp Mounting Panel	332	Tissue Dispenser	105	Tool, Upholstery Installation	36
Tailamp Retainer	274	Tissue Dispenser Emblem	105	Tool, Vise Grip Pliers	334
Tailamp Sequencing System	271	Toe Board Panel	300	Tool, Weatherstrip	255
Tailamp Socket	274	Toggle Switch	621	Tool, Windshield Guide Roller Nut	239
Tailamp Surround Repair Panel	332	Tool - Bathtub Clip Expansion	255	Tool, Window Molding	255
Tailamp Trim Ring/Ornament	272	Tool, Glass Seal	445	Tool, Windshield Seal	255
Tailamp Trim Set	272	Tool, Air Conditioning Hose Crimper	445	Tool, Windshield Wiper Arm Remover	195
Tailamp Wiring Harness Extension	605	Tool, Antenna Nut	133	Tool, Wiper Bezel Nut	240
Tailamp Panel Trim Moldings	249	Tool, Antenna Wrench	133	Tool, Wire Crimping	620
Tailpipe Expander Tool	557	Tool, Autoanalyzer Digital Multimeter	456	Tools, Body	334
Tape, Radiator Overflow	415	Tool, Battery Cable Crimping	601	Tools, Body Dent Removal	334
Tank, Recovery	405	Tool, Battery Carrying Strap	600	Tools, Prying and Scraping	255
Tape, Emblem Attachment	215	Tool, Battery Charger	600	Tools, Sheet Metal	333
Tape, Glass Setting	237	Tool, Battery Jump Starter	600	Top Boot, Convertible	408
Tape, Insulation	12	Tool, Battery Post Cleaning	601	Top Dead Center Tool	456
Tape, Side Molding	622	Tool, Battery Terminal Spreader/Cleaner	601	Top Pad, Convertible	308
Tape, Wire Harness	622	Tool, Bearing Packer	370	Top, Vinyl	309
Teddy Bear	178	Tool, Bearing Race & Seal Driver	394	Torque Arm	364
Tea, Distributor Vacuum	499	Tool, Brake Adjustment	395	Torque Converter	570
Tea, Spray Connector	294	Tool, Brake Bleeder	395	Torque Converter Cover	572
Temperature Control Knob	446	Tool, Brake Bleeder Wrench	395	Torque Converter Hardware	570
Temperature Gauge	108	Tool, Brake Cable Pliers	387	Torque Converter Lockup Control	570-571
Temperature Gauge Sender	114	Tool, Brake Cylinder Hole	395	Track Bar Bushings, Rear	366
Temperature Sending Unit	427	Tool, Brake Pad Spreader	395	Tracks, Seat	182
Temperature Sending Unit Wiring Set	427	Tool, Brake Proportioning Valve Bleed	381	Traffic Viewer	327
Temperature Sending Wire Insulation	427	Tool, Brake Spring Pliers	395	Trailing Arm Bushing	366
Temperature Sending Wire, Fan	427	Tool, Brake Spring Removal	395	Trailing Arm, Adjustable	364
Tension Spring, Accelerator Pedal	173	Tool, Bushing Installation/Removal	352	Trailing Arms	364-365
Tensioner, Serpentine Belt	435	Tool, Camshaft Installation	456	Transfer Tube O-Rings	543
Terminal, Battery Cable	599	Tool, Carburetor Float Adjustment	543	Transistor Ign Amplifier Extension	505
Thermal Intake Vacuum Sensor	511	Tool, Crankshaft Turning Socket	456	Transistor Ign Amplifier	505
Thermostat	441-442	Tool, Degree Wheel	456	Transmission Bellhousing Bolt	506
Thermostat Gasket	441	Tool, Detailing Scraper	211	Transmission Cable Bracket	543
Thermostat Housing	440	Tool, Door & Quarter Window Glass Holder	237	Transmission Cable Conversion Set	579
Thermostat Housing Bolt Set	439	Tool, Door Aligning Bar	334	Transmission Case Drain Plug	585
Thermostat Spacer	441	Tool, Door Bushing	334	Transmission Control Cable Bracket	583
Thermostat to Line Transmission	577	Tool, Door Hand Removal	334	Transmission Cooler Line Fittings	575
Thermostatic Clock Coil	545	Tool, Door Hanger	334	Transmission Cooler Mounting Set	576
Thermostatic Oil Cooler Line Adapter	470	Tool, Door Hinge Adjuster	334	Transmission Cooling Oil Pan	577
Third Member Gasket	369	Tool, Door Hinge Pin Popper	334	Transmission Crossmember	569
Thread Cutting Nut	201, 205, 254	Tool, Door Panel	71	Transmission Crossmember Hardware	569
Thread Identifier	456	Tool, Door Spring	334	Transmission Dipstick	574



# Product Index

Transmission Filter Magnet ..... 573  
 Transmission Filter, Automatic ..... 573-576  
 Transmission Fluid Cooler ..... 573-576  
 Transmission Fluid, Automatic ..... 573  
 Transmission Fluid, Manual ..... 588-589  
 Transmission Gearshift Fork ..... 585  
 Transmission Harness ..... 607  
 Transmission In-Line Thermostat ..... 577  
 Transmission Indicator Lens ..... 107  
 Transmission Kickdown Cables ..... 578  
 Transmission Kickdown Rod ..... 579  
 Transmission Kickdown Stud ..... 547  
 Transmission Lever Stud ..... 582  
 Transmission Manual ..... 188  
 Transmission Modulator Valve ..... 577  
 Transmission Mount ..... 569  
 Transmission Mount Hardware ..... 569  
 Transmission Overdrive Wiring Harness ..... 572-573  
 Transmission Pan ..... 573  
 Transmission Pan Drain Plug ..... 573  
 Transmission Pan Gasket ..... 573  
 Transmission Pan, Slam Guard ..... 573  
 Transmission Pigtail Harness ..... 607  
 Transmission Rebuild Set ..... 571  
 Transmission Reverse Lockout ..... 582  
 Transmission Shifter Bracket ..... 582  
 Transmission TKX & TKO Pigtail Connectors ..... 607  
 Transmission, Automatic ..... 582  
 Transmission, Manual ..... 584-585  
 Tray, Battery ..... 597  
 Tremec T-56 Harness ..... 607  
 Trim Board, B-Pillar ..... 70  
 Trim Panel Rails, Quarter ..... 70  
 Trim Panel, Rear Quarter Inner ..... 92  
 Trim Plate, Accelerator Pedal ..... 173  
 Trim Plate, Brake Pedal ..... 176  
 Trim Plate, Clutch Pedal ..... 176  
 Trim Plate, Park Brake Pedal ..... 176  
 Trim Removal Tool ..... 255  
 Trim Ring, Taillamp Lens ..... 272  
 Trim Ring/Ornament ..... 272  
 Trim Rings, Wheel ..... 399, 404  
 Trim Set, Headliner ..... 92  
 Trim Tool, Door Panel ..... 71  
 Trim, Bucket Seat ..... 37  
 Trim, Door Panel ..... 71  
 Trim, Kick Panel ..... 51  
 Trim, Seat Molding ..... 37  
 Tripmeter Reset Knob ..... 109  
 Truck Release Switch ..... 140  
 Trunk Carpet ..... 330  
 Trunk Emblem ..... 207-208  
 Trunk Filter Panel ..... 323  
 Trunk Floor ..... 326-327  
 Trunk Floor Cross Rail ..... 325  
 Trunk Floor Outer Panel ..... 327  
 Trunk Floor Pan ..... 327  
 Trunk Floor Pan Sections ..... 327  
 Trunk Floor Rear Panel ..... 325  
 Trunk Hinge Arms ..... 324  
 Trunk Hinges ..... 324  
 Trunk Lamp Assembly ..... 329  
 Trunk Lamp Extension Wiring Harness ..... 606  
 Trunk Latch ..... 329  
 Trunk Latch Bolt ..... 329  
 Trunk Lid Catch ..... 329  
 Trunk Lid Drain Hole Plug ..... 324  
 Trunk Lid Molding ..... 249-250  
 Trunk Lid Panel ..... 324  
 Trunk Lid Release Switch ..... 324  
 Trunk Lid Split Molding ..... 250  
 Trunk Lid Torque Rods ..... 324  
 Trunk Light Wire Harness ..... 329  
 Trunk Lock ..... 317  
 Trunk Lock Cylinder Gasket ..... 318  
 Trunk Lock Cylinder Pin ..... 317  
 Trunk Lock Handle Shaft ..... 329  
 Trunk Mats ..... 330-331  
 Trunk Mirrors ..... 330  
 Trunk Molding ..... 248  
 Trunk Molding Clips ..... 250  
 Trunk Mount Chassis Harness ..... 329  
 Trunk Paint ..... 199, 332  
 Trunk Pan Hole Plug ..... 325  
 Trunk Pan Plug ..... 325  
 Trunk Panel Protector Set ..... 331

Trunk Rack Mounting Nut ..... 329  
 Trunk Release Wiring Harness ..... 606  
 Trunk Release Wire, Power Remote ..... 618  
 Trunk Repair Set ..... 335  
 Trunk Side Weatherstrip Channel ..... 324  
 Trunk to Wheelhouse Support ..... 325  
 Trunk Weatherstrip ..... 231  
 Trunk Well Panel ..... 327  
 Trunk Wiring Guard Clip ..... 324  
 Tube Seal, Oil Dipstick ..... 466  
 Tube, AC Muffler Hook Up ..... 455  
 Tube, Choke Heat Riser ..... 345  
 Tube, Convertible Top Rear Drain ..... 292  
 Tube, Heat Riser ..... 553  
 Tube, Power Brake Booster ..... 379  
 Tube, Smog Extension ..... 555  
 Tubing Bender ..... 395  
 Turn Signal Assembly ..... 123  
 Tunnel Extension Seal ..... 300  
 Turbo Heat Shield ..... 567  
 Turbo-Jet Horsepower Emblem ..... 210  
 Turn Signal Bushing/Rubber Pads ..... 153  
 Turn Signal Cables ..... 152  
 Turn Signal Cancel Cam Pawls ..... 153  
 Turn Signal Cancelling Cam ..... 153  
 Turn Signal Flasher ..... 152  
 Turn Signal Harness Adapter ..... 153  
 Turn Signal Hold Down Bolt ..... 152  
 Turn Signal Lever ..... 151, 395  
 Turn Signal Lever Knob ..... 153  
 Turn Signal Mechanism Ring ..... 153  
 Turn Signal Repair Set ..... 152  
 Turn Signal Socket ..... 274  
 Turn Signal Switch ..... 153  
 Turn Signal Switch Connector ..... 153  
 Turn Signal Wiring Harness ..... 621  
 Turn Signal with Cruise Lever ..... 152  
 Turndown, Exhaust ..... 564

## U

U-Bolt, Rear Axle Flange ..... 367  
 U-Joint ..... 368  
 U-Joint, Power Steering ..... 345  
 U-Joint, Steering Column ..... 147-148  
 Under Dash Courtesy Lamp ..... 107  
 Under Dash Courtesy Light Bracket ..... 95  
 Under Dash Wiring Harness ..... 604  
 Under Seat Floor Brace ..... 320  
 Undercutting Cutout ..... 198  
 Underhood Acoustic Lining ..... 286  
 Underhood Lamp Assembly ..... 290  
 Underhood Panel ..... 198-199  
 Underlay, Carpet ..... 13  
 Upholstery Cleaner ..... 193  
 Upholstery Installation Set ..... 37  
 Upholstery Installation Tool ..... 36  
 Upholstery, Piston Cover ..... 79  
 Upholstery, Rear Armrest ..... 78-79  
 Upholstery Set, Column ..... 22-36  
 Upper Arm Rear ..... 366  
 Upper Column Bearing ..... 148  
 Upper Column Bearing Set ..... 148  
 Upper Control Arm Shaft ..... 352  
 Upper Extended Ball Joint ..... 349  
 Upper Grill Ornament Set ..... 241  
 Upper Radiator Hose ..... 418  
 Upper Rear Filter Panel ..... 323  
 Urethane Weatherstrip Adhesive ..... 255

## V

V-Belt ..... 430-431  
 Vacuum Actuator ..... 443  
 Vacuum Advance Cover ..... 499  
 Vacuum Advance Lockout ..... 498  
 Vacuum Advance Retainer Clip ..... 498  
 Vacuum Advance Tube ..... 499  
 Vacuum Advance, Distributor ..... 498  
 Vacuum Canister ..... 449  
 Vacuum Cleaner ..... 480  
 Vacuum Gauge Lens ..... 107  
 Vacuum Line Filter, Headlamp ..... 259  
 Vacuum Line, Distributor ..... 498  
 Vacuum Pump Set, Electronic ..... 378  
 Vacuum Secondary Diaphragm ..... 342

Vacuum Sensor, Thermal Intake ..... 511  
 Valance Panel, Lower Front ..... 280  
 Valance, Moldings, Lower ..... 241  
 Valve AC, Expansion ..... 455  
 Valve Core, AC Liquid Bleed ..... 455  
 Valve Cover ..... 460, 486-489  
 Valve Cover Bolts ..... 495  
 Valve Cover Breather ..... 495  
 Valve Cover Decal ..... 212  
 Valve Cover Elbow ..... 511  
 Valve Cover Gaskets ..... 460, 494  
 Valve Cover Grommet ..... 491  
 Valve Cover Hold Down Nuts ..... 495  
 Valve Cover Hold Downs ..... 494  
 Valve Cover Screw ..... 495  
 Valve Cover Seal Washer ..... 495  
 Valve Cover Spreader Bar ..... 494  
 Valve Cover Stud ..... 489  
 Valve Cover Wire Looms ..... 494  
 Valve Spring Compressor Tool ..... 456  
 Valve Springs ..... 479  
 Valve Stem Cap ..... 403  
 Valve Stem, Tire ..... 403  
 Valve Tee, AIR Injection Diverter ..... 555  
 Valve, Brake Bleeder ..... 381  
 Valve, Fuel Tank Vent ..... 528  
 Valve, Heat Riser ..... 553  
 Valve, Heater Control ..... 442  
 Valve, Oil Filter Bypass ..... 464  
 Valve, PCV ..... 491  
 Valve, Power Brake Booster Check ..... 379  
 Valve, Power Steering ..... 345  
 Valve, Proportioning ..... 380-381  
 Valve, Snose Check ..... 555  
 Valvetrain Oil Deflectors ..... 479  
 Vanity Mirror, Sun Visor ..... 95  
 Vehicle Certification Decal ..... 218  
 Vehicle Ramps ..... 190  
 Venetian Blinds, Rear Window ..... 190  
 Vent Assembly, Kick Panel ..... 51  
 Vent Ball Retainer, Dash ..... 446  
 Vent Ball Seal Set ..... 446  
 Vent Ball, AC ..... 446  
 Vent Bezel ..... 51  
 Vent Cable, Kick Panel ..... 51  
 Vent Center Air Deflector ..... 447  
 Vent Crank Handle ..... 83-84  
 Vent Glass ..... 235  
 Vent Grills, Kick Panel ..... 51  
 Vent Hood/Air Mounting Grommet ..... 51  
 Vent Pull Knob ..... 446  
 Vent Tube, Crankcase ..... 511  
 Vent Window Assembly ..... 234  
 Vent Window Cover ..... 235  
 Vent Window Frame ..... 237  
 Vent Window Run Channel ..... 230  
 Vent Window Weatherstrip ..... 229  
 Vent, AC Air Distributor Duct ..... 447  
 Vent, Door Jamb ..... 311  
 Ventilation Tag, Crankcase ..... 219  
 Ventilator, Axle ..... 368  
 Vertical Glass Channel, B-Pillar ..... 229  
 Vertical Molding, Window ..... 228  
 Vintage Flashlight ..... 182  
 Vinyl Adhesive ..... 285  
 Vinyl Top ..... 309  
 Vinyl Top Cleaner ..... 193  
 VIR Eliminator Assembly ..... 454  
 Vise, Pliers ..... 334  
 Vise, Headlamp ..... 259  
 Voltage Regulator Ground Wire ..... 522  
 Voltage Regulator Harness ..... 522  
 Voltage Regulator Nut ..... 522  
 Voltage Regulator Pigtail ..... 522

## W

Warning Tag, Generator ..... 213  
 Warranty Certificate ..... 220  
 Wash System Buckets ..... 190  
 Washer Bottle Decal ..... 298  
 Washer Bottle Retainer ..... 298  
 Washer Cupped, Fender ..... 292  
 Washer Jar, Windshield ..... 298  
 Washer Lock, Steering Gear ..... 347  
 Washer Pump Repair Set ..... 297

# Product Index

Washer Pump, Windshield	298	Window Channel, Lower	237	Wire Port, Firewall	622
Washer, AC Flange Pad	451	Window Cover, Vent	235	Wire Separators, Spark Plug	508-509
Washer, Battery Post Feet	599	Window Crank Handle	82-84	Wire Sleeve Protectors	508
Washer, Brake Hose	384	Window Crank Handle Washer	84	Wire Sleeves	622
Washer, Countershaft Gear Bearing	585	Window Crank Handle, Tailgate	329	Wire, AC Compressor Ground	607
Washer, Distributor	498	Window Crank Knob	83	Wire, Accessory	618
Washer, Door Glass Rotler	239	Window Decal	220	Wire, Coil to Distributor Lead	610
Washer, Door Striker	312	Window Deflecter	337	Wire, Convertible Top Rain Gutter	306
Washer, Intake Manifold	485	Window Felt/Anti-Rattle Set	227-228	Wire, Idle Stop Solenoid Control	610
Washer, Quarter Window Roller Guide	239	Window Glass Channel	239	Wire, Ignition Coil	513
Washer, Steering Knuckle Spindle	393	Window Glass Run Channel Tracks	239	Wire, Voltage Regulator Ground	522
Washer, Valve Cover Seal	495	Window Glass, Convertible Top	304-305	Wires, Spark Plug	505-507
Washer, Window Crank Handle	451	Window Glass, Roller Nut Tool	239	Wiring Block, Circuit Breaker	618
Washers, AC Compressor Seal	451	Window Motor, Power	617	Wiring Crimping Tool	620
Water Neck	440	Window Ornament, Rear	245	Wiring Diagrams	186
Water Neck Mounting Bolts	439	Window Pivots, Quarter	239	Wiring Extension, Transistor Ign Amp	505
Water Neck O-Ring	440	Window Plastics, Convertible Top	304-305	Wiring Harness Extension, Front Lamp	607
Water Outlet	440	Window Sticker, New Car	221	Wiring Harness Extension, Taillamp	605
Water Outlet Bolt	439	Window Switch, Power	81	Wiring Harness, J-Strap Clips	623
Water Outlet Restrictors	441	Window Vertical Molding w/Guide	228	Wiring Harness Retainer Clips	623
Water Pump	432-433	Windshield Adhesive Sealant	236	Wiring Harness with Relay, Electric Fan	428
Water Pump Backing Plate Gasket	435	Windshield Glass	234	Wiring Harness, AC Horn Relay to AC	606
Water Pump Bolt	436	Windshield Glass Support	234	Wiring Harness, AC Power Feed	607
Water Pump Bypass Hose	437	Windshield Molding	245	Wiring Harness, Air Conditioning	607
Water Pump Bypass Hose Clamp	437	Windshield Molding Clip	252	Wiring Harness, Back-Up Lamp	606
Water Pump Gasket	435	Windshield Molding Tool	255	Wiring Harness, Breaker to Power Seat	608
Water Pump Hose Outlet Fitting	437	Windshield Pillar Post Weatherstrip	224	Wiring Harness, Chassis	611-613
Water Pump Mounting Bolt	436	Windshield Removal Tool	258	Wiring Harness, Cigarette Lighter	604
Water Pump Pulley	434, 438-439	Windshield Sun Shade	190	Wiring Harness, Clock	609
Water Pump Pulley Reinforcement	438	Windshield Washer Bottle	298	Wiring Harness, Compass Lamp	609
Water Pump Rebuild Set	433	Windshield Washer Decal	213	Wiring Harness, Console	609
Water Pump to Block Gasket	435	Windshield Washer Hose Set	297	Wiring Harness, Convertible Top	608
Water Temperature Lens	106	Windshield Washer Jar	298	Wiring Harness, Courtesy Lamp	97, 609
Weatherstrip Adhesive	229	Windshield Washer Jar Bolt	298	Wiring Harness, Cruise Control	607
Weatherstrip Hook Tool	255	Windshield Washer Jar Bracket	298	Wiring Harness, Dome Lamp	97
Weatherstrip Lubricant	229	Windshield Washer Jar Cap	298	Wiring Harness, Engine	603, 612
Weatherstrip Set, Convertible	222	Windshield Washer Jar Decal	213	Wiring Harness, Front Lamp	602
Weatherstrip Set, Hardtop	223	Windshield Washer Jar Lid Decal	213	Wiring Harness, Glove Box Lamp	142
Weatherstrip, Convertible Top Frame	225	Windshield Washer Nozzle	297	Wiring Harness, Headlamp	260, 499
Weatherstrip, Door	226	Windshield Washer Pump	296-298	Wiring Harness, HEI	149
Weatherstrip, Door J	226	Windshield Washer Pump Cover	297	Wiring Harness, Instrument Cluster	604
Weatherstrip, Door Rail	224	Windshield Washer Screen	298	Wiring Harness, Kickdown	607
Weatherstrip, Tail/Lift Gate	231	Windshield Weatherstrip	224	Wiring Harness, Parking Brake Lamp	604
Weatherstrip, Trunk	231	Windshield Wiper Arm	294-295	Wiring Harness, Power Seat	608, 616
Weatherstrip, Trunk Lid	229	Windshield Wiper Arm Remover Tool	295	Wiring Harness, Power Tailgate	606
Weatherstrip, Vent Window	229	Windshield Wiper Blade	295	Wiring Harness, Power Window	608, 616
Weatherstrip, Windshield	224	Windshield Wiper Bullet Caps	294	Wiring Harness, Rear Body Trunk Lid	606
Weatherstrip, Windshield Pillar Post	224	Windshield Wiper Escutcheon	297	Wiring Harness, Rear Deck Lid	606
Well Liner, Convertible	308	Windshield Wiper Gasket	296	Wiring Harness, Rear Window Defroster	608
Wheel Bearing	394	Windshield Wiper Switch	140	Wiring Harness, Speaker	613
Wheel Bearing Grease	394	Windshield Wiper Switch Nut	140	Wiring Harness, Speed Warning	610
Wheel Bearing Grease Cap	394	Wiper Arm, Windshield	294	Wiring Harness, Tachometer	610
Wheel Bearing Seal	394	Wiper Bezel Nut Tool	140	Wiring Harness, Tailgate	605
Wheel Bolt Center Measuring Template	403	Wiper Blades	295	Wiring Harness, Transistor Ignition Extension	506
Wheel Center Cap	396-398, 400-407	Wiper Knob Bezel	140	Wiring Harness, Transmission Overdrive	607
Wheel Center Cap Retainer	403	Wiper Module, Intermittent	294	Wiring Harness, Trunk Lamp Extension	606
Wheel Cover Decals	403	Wiper Motor Grommet	296	Wiring Harness, Turn Signal	621
Wheel Cylinder Rebuild Set	392	Wiper Motor Winding Strap	296	Wiring Harness, Under Dash	604
Wheel Cylinder, Drum Brake	392	Wiper Motor Relay	296	Wiring Harness, Voltage Regulator	522
Wheel Decal	191	Wiper Motor Wiring Harness	608	Wiring Harness, Wiper Motor	608
Wheel Hanger	216	Wiper Switch Bezel Nut	140	Wiring Manual	189
Wheel Lock Instruction Decal	399	Wiper Switch Knob	140	Wiring Pigtail, Blower Motor Relay	444
Wheel Locks	399	Wiper Transmission Mounting Screw	297	Wiring Set, Temperature Sending Unit	427
Wheel Lug Nuts	404-408	Wire Connector Terminals	623	Wiring, Fuse Panel	613
Wheel Molding Service	247	Wire Grommet	623	Wrench, Antenna	133
Wheel Opening Molding	247	Wire Gutter	623	Wrench, Brake Bleeder	395
Wheel Ornaments	404	Wire Harness, Retainer, Starter	518	Wrench, Oil Filter	471
Wheel Paint Mask Set	403	Wire Harness, Strap	623		
Wheel Protector	191	Wire Harness Tap	622		
Wheel Spacer	403	Wire Harness, Blower Motor Resistor	444		
Wheel Spinner Emblem	401	Wire Harness, Distributor	499		
Wheel Spinners	407	Wire Harness, Hood Lamp	329		
Wheel Stud	403	Wire Harness, Steering Column	147		
Wheel Trim Rings	399, 404	Wire Harness, Tremec T-56	607		
Wheelhouse Access Hole Plug	325	Wire Harness, Trunk Light	329		
Wheelhouse Panel	323	Wire Looms, Spark Plug	598		
Wheelhouse to Quarter Brace	323	Wire Looms, Valve Cover	404		
Wheelhouse to Rocker Brace	323				
Wheels	396-398, 404-407				
Windage Tray	463				
Windage, Convertible Top Header Bow	226				
Windance, Door Jamb	238				
Window Adjust Plate	238				
Window Bumper	238				
Window Channel Liner	230				
Window Channel Sets	228-229				

## X

X-Pipe, Exhaust	556
X-Tend Rear Suspension System	365

## Y

Y-Block, Fuel Line	536
Y-Pipe, Exhaust	556

## Z

Zerk Fittings	350
Zinc Anode, Cooling System	427

# New Product Showcase

New!

OS2



## 1966-68 350 High Rise Intake Manifold

Reproduction aluminum high rise intake manifold for 1965-68 Chevrolet full size big block (396/427-375HP) models with special high-performance engines. This reproduction rectangular port, big block intake manifold is manufactured to correct factory specifications and is the manifold found on all original high-performance L78 motors. Features "snowflake" foundry mark, "firing order" casting 18436572 and part #3933163 cast into the manifold.

3933163 1966-68 cast #3933163.... 399.99 ea

OS2 AUTHORIZED



152611



B17053



152612



B17051

## 1958-66 Full Size Front and Rear Bumpers

OS2 Authorized front and rear bumpers for 1958-66 Chevrolet full size models. These reproduction bumper sets are manufactured to factory specifications and feature triple chrome-plating.

Note: \*Except Biscayne and station wagon models.

\*\*Except station wagon models. Shipped double over-size.

### Front Bumpers

Part #	Year	Quantity	Price
152611	1958	3 piece	399.99 set
152613	1959	2 piece	499.99 set
153711	1960	3 piece	429.99 set
152921	1961	3 piece	379.99 set
14733	1962	3 piece	389.99 set
B17053	1963	3 piece	399.99 set
B17050	1964	3 piece	379.99 set
B17065	1965	3 piece	399.99 set
B17055	1966	3 piece	449.99 set

### Rear Bumpers

152612	1958	3 piece	399.99 set
152922	1959	3 piece	399.99 set
152923	1960	3 piece	399.99 set
153751	1961	3 piece	349.99 set
14734	1962	3 piece	379.99 set
B17052	1963	3 piece	370.99 set
B17051	1964	3 piece	359.99 set
B17057*	1965	3 piece	379.99 set
B17054**	1966	3 piece	469.99 set



## 1969 Taillamp Lens Set

Reproduction taillamp and back-up lamp lens set for 1969 Impala and Caprice models. Each lens is manufactured in quality injection molded UV stable red and clear acrylic plastic to factory specifications.

Note: Replacement for Caprice models which originally featured an outer stainless steel trim ring.

Impala/Caprice - 4 Taillamps, 2 Back-Up  
881271 1969 6 piece..... 126.99 set

OS2 AUTHORIZED



## 1970 Taillamp Lens Set

OS2 Authorized taillamp and back-up lamp lens set for 1970 Impala and Caprice models. Each lens is manufactured in quality injection molded UV stable red and clear acrylic plastic to factory specifications.

Note: Not for use on station wagon models.

153476 1970 6 piece..... 89.99 set

New!



## 1963-66 Brake and Clutch Pedal

Reproduction clutch and brake pedal assembly for 1963-66 Chevrolet Impala, Biscayne, and Bel Air models. These perfectly constructed brake and clutch pedal assemblies are manufactured in quality stamped steel construction replicating the original configuration. Brake and clutch pedal assembly contains the pedal assemblies, nylon bushings, spring and retainer clip. Ready-to-install.

Note: The pedal pads are available separately.

Brake and Clutch - Manual Transmission  
MT12801P 1963-64 brake/clutch... 199.99 kit  
MT80899P 1965-66 brake/clutch... 199.99 kit

OS2 RESTORATION

OS2



3844152

3844159

## 1964 Impala SS Console

OS2 complete console assemblies for 1964 Impala Super Sport models. This reproduction is designed to replace the entire console unit. Each part is injection molded or die-cast, and assembled for easier installation. Includes: the glove box, SS emblem, console lamp, console door and lock assembly. Automatic console includes the shift indicator assembly for Powerglide, 4-speed console includes the shift pattern emblem and the shifter surround assembly as shown. Fits Impala Super Sport models with bucket seats.

Note: Shipped double over-size.

3844152 1964 automatic..... 619.99 ea  
3844159 1964 4-speed..... 619.99 ea

New!

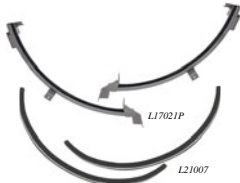
OS2 AUTHORIZED



## 1959-75 Convertible Header Bow Windlace

Reproduction convertible top header bow lacing for 1959-75 Impala models. Lacing runs along the edge of the convertible top header bow to prevent contact with the top material. Measures 60" long, trim as required.

E232 1959-75 black..... 14.99 ea



New!

## 1959-63 Convertible Quarter Window Glass Run Channel Tracks

Reproduction quarter window glass run channel tracks for 1959-64 Impala convertible models. These reproduction channels are manufactured from a high-quality steel to factory specifications and include all mounting brackets. Replacement lower quarter window glass run channel felt liners are available separately.

Note: The channels do not include the felt lining.

### Channel Tracks

L17016P 1959-60 LH and RH..... 399.99 pr  
L17021P 1961-63 LH and RH..... 399.99 pr

### Channel Liners

L21007 1959-63 LH and RH..... 88.99 pr



WARNING: Cancer and Reproductive Harm.  
www.P65Warnings.ca.gov

**CHANGE SERVICE REQUESTED**

CALL TOLL-FREE OR ORDER ONLINE TODAY **1-800-854-1280 / classicindustries.com**

**Diamond Blue**

**OEER**



**FREE**  
\$20.00



★ **Indoor Use**  
★ **Single Layer**



**1958-94 Diamond Blue Car Cover** ⚠️

Designed for indoor use, OEER's Diamond Blue covers are manufactured using an economical single layer non-woven material that offers excellent protection from dust and dirt penetration. Each cover is sewn with double stitched seams to add strength and durability to the cover and Neoprene elastic is sewn into the front and rear hems to help secure the cover. Breathable and lightweight, Diamond Blue offers basic protection from water and guards against damage from dust, dirt, over spray, and similar environmental elements. Covers feature mirror pockets on both sides of the cover when applicable and non-scratch grommets have been installed onto each side of the cover to allow the use of a tie strap or lock.

MT8501A	1958	4 door.....	79.99 ea
MT8502A	1959-60	2 door, 4 door.....	79.99 ea
MT8503A	1961-64	2 door.....	79.99 ea
MT8504A	1965-71	2 door, 4 door.....	79.99 ea
MT8517A	1991-94	2 door, 4 door.....	79.99 ea

**New!**



320042

320073

**1963-70 Map Light Rear View Mirror**

Reproduction interior day/night mirror with optional map light for 1963-70 full size models. Reproduced to factory specifications. Each mirror features a rubber cushion edge, polished stainless or black finish, map light and wiring. Mounting screw not included. For mounting screw use #565842.

320044	1963-65	8" stainless.....	84.99 ea
320042	1963-65	8" black.....	84.99 ea
320073	1963-68	10" stainless.....	84.99 ea
320046	1963-68	10" black.....	84.99 ea
320071	1969-70	12" stainless.....	93.99 ea



3917467

3917468

**1968 Chevrolet Full Size Headlamp Bezel** ⚠️

Reproduction headlamp bezel designed for use with 1968 Impala, Caprice, Bel Air, and Biscayne models. This quality reproduction is designed to replace the original bezel exactly! Manufactured in quality die-cast zinc featuring a bright chrome-plated finish to replicating the original in quality, design, and fitment.

3917467	1968	LH.....	149.99 ea
3917468	1968	RH.....	149.99 ea

**OEER AUTHORIZED**



**Pickup Layers of Dust w/One Sweep!** ⚠️

An easy way of keeping your vehicle clean and free of dust, looking like it was just washed. It's specially treated cotton fibers lift dust off the surface without scratching the paint, even delicate lacquers. The more you use it, the better it works! Regular use can significantly reduce the frequency of washings.

<b>Duster Sets</b>			
62444	large and mini dusters.....	29.99 set	
62447	large & mini w/extra mop heads	42.99 set	

<b>Individual Components</b>			
62441	large duster.....	21.99 ea	
62443	mini duster.....	10.99 ea	

<b>Replacement Mop Heads without Handle</b>			
62445	large mop head.....	8.99 ea	
62446	mini mop head.....	4.99 ea	
62440	2 large, 2 mini mop heads.....	25.99 set	



6456802

**1965-66 Speedometer** ⚠️

Replace the non-functioning original speedometer in your 1965-66 full size models with these. Correct in every detail, these speedometers are manufactured to factory specifications. Features original style markings, warning light indicators, turn signal indicators, odometer assembly and needle. Correctly calibrated and ready-to-install right out of the box.

6408852	1965.....	289.99 ea
6456802	1966.....	289.99 ea