


Dash Pads



B994102



B994105




1959-60 Dash Pad

Reproduction dash pads for 1959-60 Chevrolet full size models. This faithful reproduction is manufactured from molded Polyurethane foam over a steel core and wrapped in the correct grain vinyl for an original appearance.

Note: Please add two digit color code when ordering.

B9941 1959-60 specify color 704.99 ea



K1487302 - installed



K1487302



K1487303



K1487306



K1487308



K1487357



K1487365



K1487301

1961-62 Dash Pad

Reproduction padded dash for 1961-62 Chevrolet full size models produced using OEM quality materials for an original fit and appearance. Each dash comes in two sections as original. The original grain is applied offering an original appearance. You can now choose from seven original factory colors. Installation hardware not included.

Note: Shipped oversize.



Color	Code	Price
red	051	381.99 ea
light blue		381.99 ea
lt. turquoise		381.99 ea
dk. turquoise		381.99 ea
jewel blue		381.99 ea
fawn		381.99 ea
black		381.99 ea



K1487603 - installed



K1487635



1963-64 Dash Pad

Reproduction padded dash for 1963-64 Chevrolet full size models. The original grain is applied offering an original appearance. Each dash is manufactured in the correct OEM color materials. Installation hardware not included.

Note: Shipped oversize.

Color	Code	Price
black	051	539.99 ea
red		579.99 ea
light blue		579.99 ea
white		579.99 ea
medium blue		579.99 ea
dark blue		579.99 ea
saddle		579.99 ea
aqua		579.99 ea
green		579.99 ea
fawn		579.99 ea
gunmetal gray		579.99 ea



K1487704 - installed



K1487701



1965-66 Dash Pad

Reproduction padded dash for 1965-66 Chevrolet full size models. The original grain is applied offering an original appearance. Each dash is manufactured in the correct OEM color materials. Installation hardware not included.

Note: Shipped oversize.

Color	Code	Price
black	051	499.99 ea
light blue		524.99 ea
dk. blue		524.99 ea
saddle		524.99 ea
aqua		524.99 ea
green		524.99 ea
fawn		524.99 ea
red		524.99 ea
brt. blue		524.99 ea
white		524.99 ea



K1487805 - installed



K1487901



K1487902



K1487905



K1487908



K1487940



K1487907



1967 Dash Pad

Reproduction padded dash for 1967 Chevrolet full size models. Each dash is manufactured to original OEM specifications allowing an original appearance and fit. Installation hardware not included.

Note: Shipped oversize.

Color	Code	Price
black	051	381.99 ea
red		424.99 ea
bright blue		424.99 ea
gold		424.99 ea
blue		424.99 ea
maroon		424.99 ea
turquoise		424.99 ea

1967 with Factory Air Conditioning

Color	Code	Price
black	051	381.99 ea
red		424.99 ea
bright blue		424.99 ea
gold		424.99 ea
blue		424.99 ea
maroon		424.99 ea
turquoise		424.99 ea

Dash Protectors and Covers

OEM AUTHORIZED



3935945 - installed



7734038




7734039



7734037



7734034



7734033



8731887



3935945



1968-70 Dash Pad



Replacement padded dash for 1968-70 Chevrolet full size models. Original mounting clips may be used from your existing padded dash. Each dash is manufactured to original OEM specifications allowing an original appearance and fit. Certain models may be available in black, but may be dyed the proper color with our OER® interior paint. Installation hardware not included.

Note: Shipped oversize.

1968 without Factory Air Conditioning



7734038	1968	black	381.99 ea
7734039	1968	red	424.99 ea
7734037	1968	ivory gold	424.99 ea
7734034	1968	aqua/turquoise	424.99 ea
7734033	1968	medium blue	424.99 ea

1968 with Factory Air Conditioning

8731887	1968	black	389.99 ea
---------	------	-------	-----------

1969-70 without Factory Air Conditioning

3935945	1969-70	black	389.99 ea
---------	---------	-------	-----------

COVERING



03191T



03192B



03193G



03194R




03196DB



03197MB



B - black BG - beige CH - charcoal DB - dark blue DG - dark grey



G - grey K - oak LB - light blue MB - med. blue R - red



S - bronze TN - tan TP - taupe

1963-85 Velour Dash Cover



Produced from Velour material. Each cover is contoured to the shape of the dashboard to ensure a protective fit. When your vehicle is in the sun or in extreme cold temperatures, the dash pad can become cracked, warped, or faded. The padded dash protector will eliminate these various problems and keep your original dash looking factory new. Available in popular colors!

Note: Colors supplied may vary slightly from the original. Please add 1 or 2 letter color code when ordering.

1963-64 03191 1963-64 all colors 44.99 ea

1965-67 03192 1965-67 all colors 44.99 ea

1968 03193 1968 all colors 44.99 ea

1969-70 03194 1969 all other colors 44.99 ea

03194 1969-70 med. blue/red 44.99 ea

03195 1969-70 brown 44.99 ea

03195 1970 all other colors 44.99 ea

1971-76 with Far Right Dash Vent 03196 1971-76 all colors 44.99 ea

1971-76 without Far Right Dash Vent 03296 1971-76 all colors 44.99 ea

1977-85 with Center Sensor 03197 1977-85 all colors 44.99 ea

1977-85 without Center Sensor 03297 1977-85 all colors 44.99 ea

COVERING



03198CH



03198B



03196DB



03198G



B - black CH - charcoal DB - dk. blue G - grey



MB - med. blue R - red TP - taupe

1994-96 Velour Dash Cover



Produced from Velour material. Each cover is contoured to the shape of the dashboard to ensure a protective fit. When your vehicle is in the sun or in extreme cold temperatures, the dash pad can become cracked, warped, or faded. The padded dash protector will eliminate these various problems and keep your original dash looking factory new. Available in popular colors!

Note: Colors supplied may vary slightly from the original.

03198B 1994-96 black 44.99 ea

03198CH 1994-96 charcoal 44.99 ea

03198DB 1994-96 dark blue 44.99 ea

03198G 1994-96 gray 44.99 ea

03198MB 1994-96 medium blue 44.99 ea

03198R 1994-96 red 44.99 ea

03198TP 1994-96 taupe 44.99 ea



Dash Covers

Each custom dash cover will have exact cutouts for all vents and sensors. Let Covercraft help protect your resale value while adding modern style to your vehicle. Even if your dashboard is already cracking, custom-fit dash covers are a great way to hide those unsightly cracks. Each custom dash cover will have exact cutouts for all vents and sensors.



11020023



2030076



23 - beige 25 - black 47 - gray 76 - smoke 79 - cinder

1958-70 Original Dash Cover

The Original Carpet DashMat is a tried-and-true favorite over the decades which is why it has a lifetime warranty. Designed to fit the contours of your dashboard perfectly while protecting your factory dashboard from cracking, fading, or deteriorating.

Note: Please add 2 digit color code when ordering.

Impala	Year	Price
24900	1958	64.99 ea
111900	1961-62	64.99 ea
110200	1963-64	w/padded dash... 64.99 ea
20300	1964	for metal dashes... 64.99 ea
81300	1965-66	64.99 ea
94800	1967-68	64.99 ea
85700	1969	64.99 ea
24200	1970	64.99 ea

Bel Air	Year	Price
77800	1959-60	64.99 ea
61900	1961-62	64.99 ea

Biscayne	Year	Price
121900	1960	64.99 ea

Caprice	Year	Price
33300	1966	64.99 ea



1790023 - installed



23 - beige 25 - black 47 - gray 76 - smoke 79 - cinder

1971-85 Original Dash Cover

The Original Carpet DashMat is a tried-and-true favorite over the decades which is why it has a lifetime warranty. Designed to fit the contours of your dashboard perfectly while protecting your factory dashboard from cracking, fading, or deteriorating.

Note: Please add 2 digit color code when ordering.

Impala	Year	Price
27100	1971-75	64.99 ea
26900	1976	64.99 ea
17900	1977-85	w/light sensor... 64.99 ea
17901	1977-85	w/o light sensor... 64.99 ea



6210047



23 - beige 25 - black 47 - gray 76 - smoke 79 - cinder

1991-96 Original Dash Cover


The Original Carpet DashMat is a tried-and-true favorite over the decades which is why it has a lifetime warranty. Designed to fit the contours of your dashboard perfectly while protecting your factory dashboard from cracking, fading, or deteriorating.

Note: Please add 2 digit color code when ordering.

Impala	Year	Price
62100	1994-96	64.99 ea
48500	1991-93	64.99 ea



701790002 - installed



23 - beige 25 - black 26 - cocoa 32 - dash blue



47 - gray 62 - navy 73 - red 76 - smoke



82 - taupe 88 - latte 94 - wine

1958-96 VelourMat Custom Dash Cover

Add a touch of timeless elegance to your dashboards with these custom-fit soft-to-the-touch velour dash covers. Similar to the Original Carpet DashMat, these VelourMats are designed to fit the contours of your dashboard perfectly while protecting your factory dashboard from cracking, fading, or deteriorating.


*Note: *For models originally equipped with padded dash. Please add 2 digit color code when ordering.*

Impala	Year	Price
7024900	1958	69.99 ea
7111900	1961-62	69.99 ea
7110200*	1963-64	69.99 ea
7081300	1965-66	69.99 ea
7085700	1965-66	69.99 ea
7094800	1967-68	69.99 ea
7024200	1970	69.99 ea
7027100	1971-75	69.99 ea
7026900	1976	69.99 ea
7017900	1977-85	w/light sensor... 69.99 ea
7017901	1977-85	w/o light sensor... 69.99 ea
7062100	1994-96	69.99 ea

Caprice	Year	Price
7033300	1966	69.99 ea
7048300	1991-93	69.99 ea



601790023



23 - beige 25 - black 47 - gray 76 - smoke

1958-96 Limited Edition Dash Cover

Add a modern look of sophistication to your vehicle while keeping your dashboards protected. Covercraft LTD Edition DashMats feature a new warp-knit polyester fabric style that elegantly goes with today's vehicle interiors. Similar to the Original Carpet DashMat, these LTD Edition DashMats are designed to fit the contours of your dashboard perfectly while protecting your factory dashboard from cracking, fading, or deteriorating.

*Note: *For models originally equipped with padded dash. Please add 2 digit color code when ordering.*

Impala	Year	Price
6024900	1958	79.99 ea
6111900	1961-62	79.99 ea
6110200*	1963-64	79.99 ea
6081300	1965-66	79.99 ea
6094800	1967-68	79.99 ea
6085700	1969	79.99 ea
6024200	1970	79.99 ea
6027100	1971-75	79.99 ea
6026900	1976	79.99 ea
6017900	1977-85	w/light sensor... 79.99 ea
6017901	1977-85	w/o light sensor... 79.99 ea
6062100	1994-96	79.99 ea

Caprice	Year	Price
6033300	1966	79.99 ea
6048300	1991-93	79.99 ea



801790047



23 - beige 25 - black 47 - gray 76 - smoke

1958-96 SuedeMat Custom Dash Cover

Everyone loves the rich look and feel of suede. Covercraft Suede dash covers feature a brushed suede look made from a super soft microfiber that mimics suede without any of the pitfalls of genuine suede. Each custom dash cover will have exact cutouts for all vents and sensors.

*Note: *For models originally equipped with padded dash. Please add 2 digit color code when ordering.*

Impala	Year	Price
8024900	1958	74.99 ea
8111900	1961-62	74.99 ea
8110200	1963-64	74.99 ea
8081300	1965-66	74.99 ea
8094800	1967-68	74.99 ea
8085700	1969	74.99 ea
8024200	1970	74.99 ea
8027100	1971-75	74.99 ea
8026900	1976	74.99 ea
8017900	1977-85	w/light sensor... 74.99 ea
8017901	1977-85	w/o light sensor... 74.99 ea
8062100	1994-96	74.99 ea

Caprice	Year	Price
8033300	1966	74.99 ea
8048300	1991-93	74.99 ea

Dash Protectors and Covers

COVERLAY



PDC60501



PDC60512



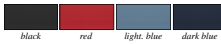
PDC60518



PDC60513



PDC60524



black red light blue dark blue



maroon light saddle dark saddle gray



green med. brown slate gray neutral



dark gray taupe gray med. gray

1971-76 ABS Dash Cover



Rejuvenate the interior of your vehicle by eliminating those unsightly cracks or discolored spots on your dash. Install a dash cover to bring new life to your interior again. They are vacuum formed or molded from thick, durable ABS material, and will not crack under extreme hot or cold temperatures. Each will install over your original dash, and will not require any special tools or instrument removal to install.

Important: If you don't find your color listed, these dash covers can be painted to match your original interior color using the correct color OER® interior paint.

Note: Shipped oversize.

Vacuum Formed ABS



With Center Speaker

PDC60501	1971-76	black	164.99 ea
PDC60502	1971-76	red	164.99 ea
PDC60503	1971-76	light blue	164.99 ea
PDC60512	1971-76	dark blue	164.99 ea
PDC60515	1971-76	maroon	164.99 ea
PDC60517	1971-76	light saddle	164.99 ea
PDC60518	1971-76	dark saddle	164.99 ea
PDC60527	1971-76	gray	164.99 ea
PDC60513	1971-76	green	164.99 ea
PDC60524	1971-76	med. brown	164.99 ea
PDC60525	1971-76	slate gray	164.99 ea
PDC60528	1971-76	neutral	164.99 ea
PDC60547	1971-76	dark gray	164.99 ea
PDC60564	1971-76	taupe gray	164.99 ea
PDC60573	1971-76	med. gray	164.99 ea



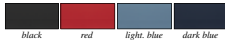
center speaker - detail side speaker - detail



PDC60302



PDC60401




black red light blue dark blue



maroon light saddle dark saddle gray



green med. brown slate gray neutral



dark gray taupe gray med. gray

1977-90 ABS Dash Cover



Rejuvenate the interior of your vehicle by eliminating those unsightly cracks or discolored spots on your dash. Install a dash cover to bring new life to your interior again. They are vacuum formed or molded from thick, durable ABS material, and will not crack under extreme hot or cold temperatures. Each will install over your original dash, and will not require any special tools or instrument removal to install.

Important: If you don't find your color listed, these dash covers can be painted to match your original interior color using the correct color OER® interior paint.

Note: Shipped oversize.

Vacuum Formed ABS

With Center Speaker

PDC60301	1977-90	black	164.99 ea
PDC60302	1977-90	red	164.99 ea
PDC60303	1977-90	light blue	164.99 ea
PDC60312	1977-90	dark blue	164.99 ea
PDC60315	1977-90	maroon	164.99 ea
PDC60317	1977-90	light saddle	164.99 ea
PDC60318	1977-90	dark saddle	164.99 ea
PDC60327	1977-90	gray	164.99 ea
PDC60313	1977-90	green	164.99 ea
PDC60324	1977-90	med. brown	164.99 ea
PDC60325	1977-90	slate gray	164.99 ea
PDC60328	1977-90	neutral	164.99 ea
PDC60347	1977-90	dark gray	164.99 ea
PDC60364	1977-90	taupe gray	164.99 ea
PDC60373	1977-90	med. gray	164.99 ea

With Side Speakers

PDC60401	1977-90	black	164.99 ea
PDC60402	1977-90	red	164.99 ea
PDC60403	1977-90	light blue	164.99 ea
PDC60412	1977-90	dark blue	164.99 ea
PDC60415	1977-90	maroon	164.99 ea
PDC60428	1977-90	light saddle	164.99 ea
PDC60418	1977-90	dark saddle	164.99 ea
PDC60427	1977-90	gray	164.99 ea
PDC60413	1977-90	green	164.99 ea
PDC60424	1977-90	med. brown	164.99 ea
PDC60425	1977-90	slate gray	164.99 ea
PDC60428	1977-90	neutral	164.99 ea
PDC60447	1977-90	dark gray	164.99 ea
PDC60464	1977-90	taupe gray	164.99 ea
PDC60473	1977-90	med. gray	164.99 ea

New!



AF0024901



AF0021201



AF0021301



AF0020301

1963-94 ABS Dash Caps



Accu-Form dash caps provide a quick, easy, and affordable solution for restoring your vehicles cracked or broken dash to a like new appearance. Molded to match for a perfect fit, easily installs overtop of original dash with the included silicone adhesive.

Impala

AF0024901	1963-64	149.99 ea
AF0025701	1969-70	129.99 ea
AF0021201	1971-76	center speaker	169.99 ea
AF0021301	1971-76	dual speakers	169.99 ea
AF0020301	1977-85	center speaker	151.99 ea
AF0020310	1977-90	dual speakers	151.99 ea

Caprice

AF0023101	1977-90	dual speakers	151.99 ea
AF0020301	1977-90	center speaker	151.99 ea



GB500382 - installed



GB000382



GB500382

1961-62 Impala SS Dash Grab Handle



Reproduction dash grab handle with Impala SS logo for 1961-62 Impala Super Sport models. Featuring a show quality chrome-plated finish. Includes brackets and mounting hardware. Available in black or red.

GB000382	1961-62	black	297.99 ea
GB500382	1961-62	red	297.99 ea



WARNING: Cancer and Reproductive Harm - www.P65Warnings.ca.gov

Dash Accessories

Impala
A2912



1958-62 Dash Emblem

Reproduction dash emblem for 1958-62 Chevrolet Impala models. These chrome-plated-die-cast emblems are manufactured to factory specifications for an authentic fit and original appearance.

A2912 1958 69.99 ea
CM2197 1961-62 44.99 ea

New!



1962 Impala Dash Panel Fascia

Interior panel trim is one of the most visible areas of your interior, adding or replacing with correct high-quality components is very important. This panel will fit right in and match with other dash fascia trim.

B17196 1962 Impala 140.99 ea

New!



1963 Impala SS Dash Fascia Aluminum Corner Inserts

Reproduction 1963 Impala SS instrument cluster dash corner aluminum swirl pattern inserts. These inserts can also be used to convert a non-SS dash to a Super Sport, you can use the original non-SS plastic housing and simply adhere the aluminum insert to it. LH and RH.

LO5142 1963 LH and RH 48.99 pr

New!



RD2606P



3948563

1967-70 Radio Delete Plate

Replacement radio delete plate for 1967-70 Chevrolet Bel Air, Biscayne, Caprice, and Impala models. Injection molded like the OEM, black with chrome accents.

RD2606P 1967 full size 69.99 ea
3948563 1969-70 full size 69.99 ea



1963-64 Steel Instrument Panel

Reproduction stamped steel instrument panel surround for 1963-64 full size Chevrolet models. This steel panel surrounds the instrument cluster and bolts in for easy installation. Measures: 31-1/2" by 8-1/2".

B17128A 1963-64 EDP coated 162.99 ea



1963-64 Instrument Cluster Screw Set

Correct screws to mount your instrument cluster for 1963-64 Chevrolet full size models.


B1410 1963-64 all 2.99 set




1958 dot pattern - detail



RM321



RM331



RM341

1958 Dash Panel Insert

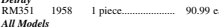
Reproduction dash panel inserts that fit all 1958 full size Chevrolet dashes. This is not just a sticker, it is the actual dot pattern, screen printed directly onto aluminum. This beautiful set includes a quality 3M adhesive backing. These dash inserts are patterned directly from the originals and are laser cut for a perfect fit. For vehicles that came from the factory without a radio, the radio delete plate is available to cover the hole in the dash.

Impala/Bel Air RM321 1958 6 piece 187.99 set


Biscayne RM331 1958 1 piece 71.99 ea

Delray RM351 1958 1 piece 90.99 ea

All Models RM341 1958 radio delete 45.99 ea



C6121



C6122

1961-62 Instrument Dash Fascia


Reproduction instrument dash fascia for 1961-62 Chevrolet full size models. Your instrument panel dash fascia is one of the most important aspects of your interior. Replacing this item is essential when restoring your interior.

C6121 1961 89.99 ea

C6122 1962 89.99 ea



B6400SR - Installed



1963 Impala - detail

1964 Impala - detail



1963-64 Impala SS - detail



B6300



B6400S

1963-64 Instrument Dash Fascia

Your instrument panel dash fascia is one of the most important aspects of your interior. We offer fascia sets for 1963-64 Impala or Impala SS models. SS models are available in an economical set with engine turned pattern tape inserts or in original engine turned pattern aluminum inserts.

Impala B6300 1963 2 piece 74.99 set
B6400 1964 2 piece 81.99 set

Impala SS, Engine Turned Tape Inserts B6300S 1963 3 piece 77.99 set
B6400S 1964 3 piece 77.99 set

Impala SS, Engine Turned Aluminum Inserts B6300SR 1963 3 piece 154.99 set
B6400SR 1964 3 piece 154.99 set



14061



14062



1965-66 Instrument Dash Fascia

Nothing stands out more in your interior than your dash. Replace your faded or scratched dash fascia panel and regain the factory fresh look once again. Available for Impala in brushed aluminum and in woodgrain for Caprice or custom coupes.

Note: Sets come in 4 pieces and are available for non-air condition cars only.

14061 1965-66 brushed aluminum 214.99 set

14062 1965-66 woodgrain 244.99 set

Dash Parts/Printed Circuits



PAINLESS

30703

Under Dash Courtesy Lamp Set

Universal under the dash courtesy lamp set includes: two ABS courtesy lamp housings with lead wires, bulbs, wire connectors and mounting screws. Available with or without single pin style door jamb switches.

30703 with door jamb switches 23.99 set
30704 without door jamb switches 20.99 set

New!

RON FRANCIS
PLAID



Under Dash Courtesy Lamp

Set contains two lamps under corners of the dashboard. Controlled by turning the headlight switch knob and/or door jamb switches. Special sockets/brackets and bulbs included.

TF900631 56.99 set

New!



1963-64 Lower Inner Dash Molding Clip Set

Replacement lower windshield interior garnish molding clip set for all 1963-64 Chevrolet full size passenger car models. These clips have been hand crafted to perfectly secure the garnish molding to the dash.

L13441P 1963-64 7 piece 55.99 set



1959-60 Instrument Housing Seal

Correct replacement seal designed to seal the instrument housing to the dash on 1959-60 Chevrolet full size models. Made in USA.

W2078 1959-60 8.99 ea

1958 Tissue Dispenser Emblem

Replace your missing, faded embossed emblem with this reproduction style accessory tissue dispenser emblem for all 1958 Chevrolet full size models.



TF100258 1958 16.99 ea



CX1889



CX1890



CX1891 - detail



CX1892 - detail

1958-67 Tissue Dispenser

Reproduction style accessory tissue dispensers for all 1958-67 models. The tissue dispenser mounts under the dash and includes a pivot joint where it can swivel in and out from the dash.

Tissue Dispenser		
CX1887	1959-60	91.99 ea
CX1888	1961	91.99 ea
CX1889	1962	91.99 ea
CX1890	1963	91.99 ea
CX1891	1964-65	91.99 ea
CX1892	1966-67	91.99 ea

Tissue Refill		
CX1992	1958-67	3.99 ea



A9100302



A9100304

Instrument Cluster LED Upgrade Set

Replace the stock bulbs in your instrument cluster with direct replacement, super bright LEDs. These LEDs operate 75% cooler than traditional bulbs and bring crisp, vibrant light to your dash. Each 1/2" bulb features 5 light emitting diodes for 360 degree illumination. These dimmable LEDs are available in white, red, green, and blue for bright vibrant gauge illumination. Sets include: 6 LED lamps.

Note: Please verify that your printed circuit/cluster accepts 1/2" or 3/8" bulb sockets.

1/2" Bulbs			
A9100301	white	6 piece	59.99 set
A9100302	red	6 piece	59.99 set
A9100303	green	6 piece	59.99 set
A9100304	blue	6 piece	59.99 set

3/8" Bulbs			
A9100307	white	6 piece	59.99 set
A9100308	red	6 piece	59.99 set
A9100309	green	6 piece	59.99 set
A9100310	blue	6 piece	59.99 set



CX1807

WE355

194

168

Dash Instrument Lamp Sockets & Bulbs

Reproduction of the instrument cluster lamp bayonet style socket for GM dashes. Each socket is manufactured to exact specifications.

Socket with Bulb		
CX1807	universal with 194 bulb	3.49 ea

Sockets Only		
A9100305	universal socket - 5/8"	1.99 ea
WE355	universal socket - 1/2"	2.99 ea
WE356	1958-87 socket - 5/8"	5.99 ea

Bulbs Only		
194	2 candle power bulb	1.99 ea
168	3 candle power bulb	1.99 ea

Universal Lamp Socket and Pigtail

Replacement lamp socket and pigtail for Chevrolet dash applications. Produced in high-quality heat resistant plastic with stamped steel bulb socket and contacts. Common applications: dash gauges, ignition switches and heater control panels. Fits 5/8" mounting hole. For miniature bayonet G3/G4 Bulbs. Sold individually, use as needed.

PT4777 universal 2.99 ea



6295092



898618


1966-90 Instrument Cluster Printed Circuit

Reproduction printed circuits for the back of the instrument cluster assembly. Manufactured to exact factory specifications, each printed circuit will replace the original non-functioning circuit allowing your dash instruments and lighting to function properly.

*Important: *For vehicles without parking brake warning lamp use 6293021, for vehicles with parking brake warning lamp use 6293021.*

6287848	1966	without gauges	59.99 ea
6292099	1967	without gauges	69.99 ea
6290318*	1967	with gauges	69.99 ea
6293020*	1967	with gauges	69.99 ea
6295091	1968	without gauges	69.99 ea
6295092	1968	with gauges	69.99 ea
8989616	1977-79	without gauges	69.99 ea
8989618	1977-79	with gauges	69.99 ea
25044906	1980-84	without gauges	69.99 ea
25044905	1980-84	with gauges	69.99 ea
25077783	1985-90	without gauges	69.99 ea
25077748	1985-90	with gauges	69.99 ea

Replacement Dash Lenses



1958-62 Instrument Lens Set

These lens sets will replace the essential dash lenses on 1958-62 Chevrolet full size models. Each lens is manufactured in quality injection molded clear acrylic plastic to OE specifications and features the correct luminous light green border and lettering. Order the set and save!

1958 set includes lenses for: speedometer, fuel, temperature, clock, transmission indicator illuminator, and odometer.

1959-60 set includes lenses for: speedometer, gasoline, temperature, gear/oil and clock (Westclox or Borg).

Westclox clock has 108° slot, Borg clock has 308° slot.

1961-62 set includes lenses for: speedometer, fuel, temperature and clock (Westclox or Borg).

Check your clock for manufacture brand before ordering.

Note: Each lens is also available separately.

CM2010	1958	GM clock	187.99 set
CM2067	1959-60	Westclox clock	172.99 set
CM2067A	1959-60	Borg clock	186.99 set
CM2099	1961-62	Westclox clock	116.99 set
CM2099A	1961-62	Borg clock	116.99 set




1958 Odometer Lens

Reproduction odometer lens for 1958 models.
CM2016 1958..... 23.99 ea



1963-64 Tachometer Face Lens

Reproduction tachometer face lens for 1963-64 models. Manufactured in quality injection molded clear acrylic plastic to OE specifications and features the correct luminous light green border and lettering. Can be used with 6000 or 7000 RPM tachometers.
CM2240 1963-64..... 41.99 ea



1958-66 Speedometer Lens

High-quality reproduction speedometer lens for 1958-66 Chevrolet full size models. Each lens is manufactured in quality injection molded clear acrylic plastic to OE specifications and features the correct luminous light green border and lettering when applicable. This lens will replace your faded original and add that finishing touch to your interior.

CM2011	1958	reproduction.....	69.99 ea
CM2062	1959-60	reproduction.....	62.99 ea
CM2094	1961-62	reproduction.....	42.99 ea
C9084	1963	reproduction.....	59.99 ea
C9085	1964	reproduction.....	59.99 ea
6408851	1965	OER*	119.99 ea
CM6601	1966	reproduction.....	98.99 ea



1958-62 Fuel Gauge Lens

Reproduction fuel gauge lens for 1958-62 Chevrolet full size models. Each lens is manufactured in quality injection molded clear acrylic plastic to OE specifications and features the correct luminous light green border and lettering.


CM2012	1958	FUEL.....	42.99 ea
CM2066	1959-60	GASOLINE.....	41.99 ea
CM2095	1961-62	FUEL.....	42.99 ea



1958-62 Temperature Lens

Reproduction temperature gauge lens for 1958-62 Chevrolet full size models. Each lens is manufactured in quality injection molded clear acrylic plastic to OE specifications and features the correct luminous light green border and lettering.

CM2013	1958.....	42.99 ea
CM2064	1959-60.....	41.99 ea
CM2096	1961-62.....	42.99 ea



1958-62 Clock Lens

Reproduction clock lens for 1958-62 Chevrolet full size models. Each lens is manufactured in quality injection molded clear acrylic plastic to factory specifications and features the correct luminous light green border and lettering.

Note: *Check the back side of your clock for manufacture brand before ordering.

CM2014	1958	GM.....	42.99 ea
CM2063*	1959-60	Westclox.....	41.99 ea
CM2063A*	1959-60	Borg.....	44.99 ea
CM2097*	1961-62	Westclox.....	42.99 ea
CM2097A*	1961-62	Borg.....	42.99 ea

DASH & CONSOLE COMPONENTS

Column Shift Lenses



USA 1959-60 Generator/Oil Lens ⚠️

Reproduction generator/oil gauge lens for 1959-60 Chevrolet full size models. Each lens is manufactured in quality injection molded clear acrylic plastic to OE specifications and features the correct luminous light green border and lettering.

CM2065 1959-60..... 41.99 ea

New!

NEW



IN12873P



IN12874P



IN12875P



IN12876P

1965 Impala and Bel Air Gauge Lens ⚠️

OE® replacement vacuum gauge or tachometer dash pod lens. These lenses will fit 1965 Chevrolet Impala and Bel Air models. Sold individually.

IN12873P 1965 vacuum gauge 29.99 ea
 IN12874P 1965 fuel, oil, temp, amp 29.99 ea
 IN12875P 1965 fuel, gen, oil, hot/cold 29.99 ea
 IN12876P 1965 29.99 ea



USA 1958 Trans. Indicator Illuminator ⚠️

Reproduction transmission indicator illuminator for 1958 models. Excellent reproduction of this one-of-a-kind lens designed to replace the original worn out, cracked or missing lens. Manufactured in the USA!

CM2015 1958..... 23.99 ea



B1191



CX1885

1963-64 Column Shift Lens Housing ⚠️

This is a column shift indicator lens housing used on a Powerglide transmission. The chrome indicator lens housing mounts on the steering column.

B1191 1963..... 13.99 ea
 CX1885 1964..... 12.99 ea

NEW



1964 Instrument Cluster Lens Plug ⚠️

Instrument cluster lens clock stem hole plug used on 1964 full size models without a dash clock. Injection molded ABS plastic with chrome face as original.

6406757 1964..... 9.99 ea



1968 Instrument Cluster Ground Wire ⚠️

Ground wire for instrument cluster on 1968 models. Ground wire runs from back of instrument cluster and connects to pedal bracket assembly.

NV20460 1968..... 16.99 ea



S138 - installed



CM2017



CM2018



CM2068



CM2069



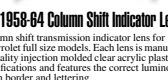
CM2098



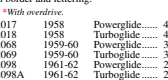
CM2098A



CX1883



S138



S139

1958-64 Column Shift Indicator Lens ⚠️

Column shift transmission indicator lens for 1958-64 Chevrolet full size models. Each lens is manufactured in quality injection molded clear acrylic plastic to OE specifications and features the correct luminous light green border and lettering.

Note: *With overdrive.

CM2017	1958	Powerglide.....	42.99 ea
CM2018	1958	Turboglide.....	42.99 ea
CM2068	1959-60	Powerglide.....	32.99 ea
CM2069	1959-60	Turboglide.....	32.99 ea
CM2098	1961-62	Powerglide.....	29.99 ea
CM2098A	1961-62	Turboglide.....	29.99 ea
CX1883	1963-64	Powerglide.....	9.99 ea
S138	1964	TH350.....	27.99 ea
S138	1964	TH400.....	27.99 ea
S139*	1964	4-speed AT.....	27.99 ea

Full Size Instruments



1958 Speedometer

OER® reproduction speedometer assembly for 1958 Chevrolet full size models, including Impala, Bel Air, and Biscayne. Manufactured to factory specifications. Features the correct stamped faceplate, original style markings, OIL and GEN red warning light lenses. Bow Tie high beam indicator cutout, odometer assembly and needle. Each gauge is correctly calibrated and ready-to-install.

1586167 1958..... 274.99 ea



1963-64 Speedometer

Replace the non-functioning original speedometer in your 1963-64 Chevrolet full size. Correct in every detail, these speedometers are manufactured to factory specifications. Features original style markings, warning light indicators, turn signal indicators (1963), odometer assembly, and needle. Correctly calibrated and ready-to-install right out of the box.

6406165 1963..... 289.99 ea
6408481 1964..... 289.99 ea



1965-66 Speedometer

Replace the non-functioning original speedometer in your 1965-66 full size models with these. Correct in every detail, these speedometers are manufactured to factory specifications. Features original style markings, warning light indicators, turn signal indicators, odometer assembly and needle. Correctly calibrated and ready-to-install right out of the box.

6408852 1965..... 289.99 ea
6456802 1966..... 289.99 ea



1958 Fuel Gauge

Reproduction of the fuel gauge originally installed on 1958 Chevrolet full size models. Authentic in every detail, each reproduction gauge features the correct markings and is correctly calibrated and ready-to-install.

AC4111 1958..... 115.99 ea



1963-64 Fuel Gauge

Reproduction of the fuel gauge originally installed on 1963-64 Chevrolet full size models. Authentic in every detail, each reproduction gauge features the correct markings and is correctly calibrated and ready-to-install.

5644392 1963..... 159.99 ea
5644869 1964..... 159.99 ea



1965-66 Fuel Gauge

Reproduction of the fuel gauge originally installed on 1965-66 Chevrolet full size models. Authentic in every detail, each reproduction gauge features the correct markings and is correctly calibrated and ready-to-install.

Note: 1965 fuel gauge features correct warning light indicator lenses for HOT, COLD, GEN, and Oil

6430118 1965..... 159.99 ea
6430461 1966..... 169.99 ea



1958 Temperature Gauge

Reproduction temperature gauge originally installed on 1958 Chevrolet full size models. Each reproduction gauge features the correct markings and is correctly calibrated and ready-to-install.

AC4110 1958..... 109.99 ea

Full Size Instruments



AC4103



3814155



382525



3861410



3877204

1958-66 In-Dash Clock

High-quality reproduction dash clock for 1958-66 Chevrolet full size models. Manufactured with quartz movement for accuracy. Cosmetically correct once installed, and features the correct color face and lettering.

Note: *All models except Super Sport.

Reproduction	
AC4103 1958.....	167.99 ea
OER® Reproduction	
3814155 1961-62.....	239.99 ea
382525 1963.....	219.99 ea
3843693 1964.....	209.99 ea
3861410 1965.....	239.99 ea
3877204* 1966.....	269.99 ea

OER

OER

1963-76 Dash Clock/Tripmeter Reset Knobs

Replacement dash clock knobs for 1963-76 full size models. These knobs may differ slightly in design, but will fit and function as original. Includes: 2 knobs and retaining nut.

14053344 1963-76.....	10.99 set
-----------------------	-----------



6000 RPM - detail

7000 RPM - detail



14040



14041



3775180

1963-64 Tachometer and Housing

Reproduction tachometer assembly for 1963-64 Chevrolet full size models. This high-quality reproduction features a beautiful satin black housing and comes complete with the correct wire harness and the dash seal. Available in both 6000 RPM or 7000 RPM.

14040 1963-64 6000 RPM.....	281.99 ea
14041 1963-64 7000 RPM.....	292.99 ea
3775180 1963-64 replacement seal	9.99 ea



Dixco Style Hood Tachometer

These Dixco style 8000 RPM tachometers were installed by builders for super car vehicles such as Yenko, Baldwin Motion, and Big Daddy Garfitts. Fits all vehicles. This tachometer works with factory points and GM HEI distributors.

Note: Tachometer adapter required for aftermarket ignitions.

A9100101 all.....	199.99 ea
-------------------	-----------



Universal Tachometer Filter

Eliminate tach signal noise and surges caused by your ignition system with this compact and easy-to-install tachometer filter. This filter installs between the tachometer and the signal source and modifies the signal for steady readings and faster response. This tachometer filter can be used as a direct replacement for 1975-89 GM vehicles. Includes instructions.

Important: Recommended for vehicles running an HEI ignition with a tachometer designed for points style ignitions.

MG019219 universal.....	39.99 ea
-------------------------	----------



Distributorless Tach Adapter

This tach adapter is designed to adapt a standard ignition tachometer. Pro Shift light, or RPM activated module to be used with distributorless ignition systems.

AM9117 tach adapter.....	129.99 ea
--------------------------	-----------



A6119057

A6119059



A6119058

GM Accessory Compass


Reproduction GM accessory compass for full size Chevrolet models.

A6119057 1958-64 white.....	299.99 ea
A6119059 1958-64 black.....	299.99 ea
A6119058 1958-72 black.....	51.99 ea



WARNING: Cancer and Reproductive Harm - www.P63Warnings.ca.gov


Speedometer Cables



1958-84 Thread-On Speedometer Cable

Reproduction thread-on speedometer cables for 1958-84 full size models. These replacement speedometer cables are manufactured as original.

Thread-On	Year	Length	Price
TF100326	1958-61	70"	13.99 ea
CX1017	1958-68	70"	21.99 ea
6478175	1958-68	57"	38.99 ea
6478128	1962-69	73"	29.99 ea
6478125	1962-69	55"	29.99 ea
6478125	1982-90	55"	29.99 ea



1969-84 Push-On Speedometer Cable

Reproduction push-on speedometer cables for 1969-84 full size models. These replacement speedometer cables are manufactured as original.

Push-On	Year	Length	Price
6477547	1969	62"	38.99 ea
6478171	1969-70	46"	38.99 ea
6478176	1969-84	69"	29.99 ea
6478171	1976	46"	38.99 ea



1969-70, 1976 Speedometer Cable

Genuine ACDelco replacement speedometer cables. Originality in all aspects of your restoration is important. Why replace your original cables with aftermarket generic cables that may or may not fit your application when the OE style cables are available.

46" Clip-On	Year	Speedometer	Price
G8110	1969-70	3-speed	56.99 ea
G8110	1976	M38 AT - upper...	56.99 ea



"U-Cut-to-Fit" Speedometer Cable

High-quality speedometer cables feature machined aluminum fittings and a premium housing with a specially extruded liner to extend the life of the cable. These cut-to-fit 7' speedometer cables are designed to work with factory speedometers with a 5/8"-18 male thread, or any cable driven aftermarket speedometers such as AutoMeter, Stewart Warner, or VDO. The transmission end is designed to fit most transmission driven gear adaptors (not included), and the inner cable and outer housing of these cables can be cut-to-fit most GM transmissions.

SP1501	stainless steel housing	205.99 ea
SP1500	black housing	129.99 ea



1964-81 Speedometer Cable Retainer Set

Reproduction speedometer cable retainer and bolt set for 1964-81 full size models. This high quality hardware set features the original style retainer with electrolytic yellow zinc finish and the retaining bolt with the correct silver zinc finish.

G4694K	1964-76	SAE - 2 piece	6.99 set
G7083K	1977-81	metric - 2 piece	6.99 set

Most M38 and M40 Transmissions - Y-Shaped
G5363K 1972-79 2 piece..... 6.99 set

1958-59 Full Size Speedometer Grommet

Reproduction speedometer firewall grommets for 1958-59 models. Used to guide the speedometer cable through the firewall for protection. Made from a soft durable rubber.

TF300217	1958-59	5.99 ea
----------	---------	-------	---------

1961-64 Speedometer Cable Grommet

Reproduction of the speedometer grommet that seals the hole where the speedometer cable passes through the firewall. Manufactured to factory specifications from injection molded EPDM rubber. This grommet is 2" o.d. With a 7/16" center hole.

3786368	1961-64	8.99 ea
---------	---------	-------	---------

1965-68 Speedometer Cable Grommet

OER's reproduction firewall grommet installed where the speedometer cable runs through the firewall on 1965-68 Impala models. Manufactured to factory specifications from injection molded EPDM rubber and features the correct steel insert with three mounting tabs. Measures: 1-1/2" o.d. with a 5/16" center hole.

3792008	1965-68	4.69 ea
---------	---------	-------	---------



Speedometer Sending Unit

Speedometer sending unit for use with all AutoMeter electric speedometers. This unit is not included with the gauge packages and must be purchased separately.

AMS291	sending unit	134.99 ea
--------	--------------	-------	-----------



Electric Speedometer Sending Unit

Electric speedometer sending unit for electric, analog speedometers. Features: 16 pulse/rev output, Half-effect, 0.104" driver key, and quick disconnect/cable wire harness included.

Note: Will not work on Muncie transmissions. Will not work with mechanical speedometers.

2001000	universal	69.99 ea
---------	-----------	-------	----------



Speed Sensor

A speed sensor is an electrical device that can sense the rotational speed of a shaft or member and transmit this information to another device, such as a readout. Sensor is 7/8"-18 thread.

60117	late FTI & early LT1 - 4 pulse	159.99 ea
-------	--------------------------------	-------	-----------

Speedometer Gears



Cable-X Speedometer Drive Converter

The Cable-X is the easy, cost efficient way to operate your stock mechanical speedometer with a transmission equipped with vehicle speed sensor for an electronic speedometer. This universal adapter will pickup the electronic speedometer signal and operate the cable driven speedometer to the corresponding speed. It's a snap to install with only three wires: hot, ground, and signal. The Cable-X is a one-of-a-kind solution to your speedometer drive problem.

1860S with snap-on cable 459.99 ea
1860T with thread-on cable 459.99 ea

New!



GPS Speedometer Sender

New Vintage USA GPS speedometer senders are compact units that mount virtually anywhere and deliver a steady, smooth signal to any electronic programmable speedometers. So, if you need an easy way to pickup your speed signal, or have a transmission without a built-in VSS or cable output, a New Vintage USA's GPS Speedometer Sender may be just the part you're looking for.

NV42181 universal 154.99 ea



Sky Drive GPS Speedometer Sender

Drive your speedometer accurately and reliably with the Sky Drive GPS Speedometer sender. This device quickly calibrates and accurately drives any electronic programmable speedometer. The Sky Drive updates 10 times per second without any transmission signals, pulse generators or signal converters and features an omnidirectional antenna that can be mounted virtually anywhere and in any position. No more guessing or recalibrating due to tire or gear changes, this unit requires a one time setup and you're done.

280667 GPS speedometer sender 162.99 ea

1969-84 Speedometer Cable Retainer Clip

Reproduction of the speedometer cable retainer clip for 1969-84 models. This metal clip secures the speedometer cable to the back of the speedometer.

6491006 1969-84 6.99 ea



200-4R Speedometer Drive Gear

The drive gear is part of the governor assembly, which is located inside the transmission oil pan. The gear can be replaced separately by removing the retainer clip on the governor shaft. The 10 tooth is for the lower gears (ie. 4.23 ratio). The 12 tooth is for the higher gears (ie. 3.23 ratio).

GN111320	26 tooth	brown	24.99 ea
GN111321	27 tooth	black	24.99 ea
GN111322	28 tooth	yellow	24.99 ea
GN111323	29 tooth	green	19.99 ea
GN111324	30 tooth	blue	24.99 ea
GN111325	31 tooth	white	24.99 ea
GN111326	10 tooth	green	72.99 ea
GN111327	12 tooth	red	72.99 ea



1958-60 Speedometer Driven Gear

These speedometer driven gears are identified by tooth count and color specifically for 1958-60 vehicle models with matching model year transmissions. They can be used to calibrate the speedometer when changing axle ratios, tire sizes or as a replacement for a worn gear.

Note: *With overdrive. **Without overdrive.

Automatic Transmission

3708246 1958-60 20 teeth blue 12.99 ea
3756762 1959-60 18 teeth brown 12.99 ea

3-Speed Manual Transmission

3708142** 1958-60 21 teeth red 12.99 ea
3708400* 1959-60 25 teeth natural 12.99 ea

4-Speed Manual Transmission

3708699 1958-60 22 teeth green 12.99 ea



Speedometer Driven Gear

These speedometer driven gears are identified by both tooth count and color. Replace your worn out or damaged original gear, or use a different gear for speedometer correction when changing gear axle ratios and tire sizes.

G8796	18 tooth	brown	8.99 ea
G8797	19 tooth	natural	8.99 ea
G8096	20 tooth	blue	11.99 ea
G8095	21 tooth	red	9.99 ea
G8097	22 tooth	green	10.99 ea
G8798	22 tooth	silver	7.99 ea
3860346	23 tooth	black	26.99 ea
G8100	24 tooth	yellow	8.99 ea
9774413	34 tooth	light green	35.99 ea
1359270	36 tooth	white	31.99 ea
1359271	37 tooth	red	31.99 ea
1359272	38 tooth	blue	27.99 ea
1359273	39 tooth	brown	32.99 ea
1362048	40 tooth	black	34.99 ea
1362049	42 tooth	green	33.99 ea
1362196	43 tooth	purple	37.99 ea
9780470	44 tooth	dark gray	27.99 ea
9775187	45 tooth	light green	27.99 ea



1968-79 Speedometer Drive Gear Clip

For use with manual or automatic transmissions.

G7612 1968-79 9.99 ea



200-4R Billet Speedometer Gear Housing

This speedometer gear housing is made from billet aluminum and includes 2 new seals. This is superior in strength and durability to the stock cast aluminum housing.

GN111328 200-4R 59.99 ea



Speedometer Gear Housing

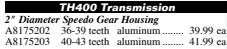
Reproduction speedometer gear housings for Powerglide, TH350 and TH400 transmissions. Each housing is manufactured as original in either steel or aluminum. Includes the speedometer gear shaft seals.

Important: Please verify speedometer gear housing diameter prior to ordering.

PG/TH350 Transmission
7/8" Diameter Speed Gear Housing
A8175204 18-23 teeth steel 27.99 ea

TH350 Transmission
2" Diameter Speed Gear Housing
A8175200 36-39 teeth aluminum 39.99 ea
A8175201 40-45 teeth aluminum 39.99 ea

TH400 Transmission
2" Diameter Speed Gear Housing
A8175202 36-39 teeth aluminum 39.99 ea
A8175203 40-43 teeth aluminum 41.99 ea



1967 Speed Warning Control Cable

Reproduction control cable for all 1967 full size models with the desirable and highly sought after RPO code U15 (Speed Warning Indicator).

6454841 1967 29.99 ea

Digital Gauges



• Instrument bezel not included



TD1005 - shown installed



TD1006



TD1008 - shown installed



Over 30 independent RGB color options



1959-64 Impala RTX Cluster

Update your 1959-64 Impala with the Dakota Digital RTX instrument cluster. RTX gauges retain that stock look without sacrificing late-model features. This cluster features a 120 MPH speedometer, tachometer, oil pressure, water temperature, fuel level, and voltmeter gauges. A full color TFT message center, and 30 color LED lighting choice make gauges easy to read. Sensors for water temperature, oil pressure, and a cable driven speed sensor are included.

Notes: Bezel not included.

TD1005	1959-60	1562.99 ea
TD1006	1961-62	1562.99 ea
TD1007	1963	1562.99 ea
TD1008	1964	1562.99 ea



Panel Assembly Light Dimming Switch

Enhance your digital dash panel display by adding this light dimmer to adjust the dimming feature built into your instrument system for night time driving. This aluminum knob and bezel works only with the Dakota Digital Instrument Systems on the previous page, and will not dim the Odyssey or Solatrix gauges on this page. Stock dimming switches will not work with Dakota Digital Instrument Systems.

DD1045	35.99 ea
--------	----------



• Instrument bezel not included



DD800B



DD591B - shown installed



DD804R - shown installed



DD806B - shown installed



DD806B - shown installed



DD806B - shown installed

blue, red, or white backlight illumination

1958-64 VHX Gauge System

Dakota Digital's new VHX instrumentation system will modernize your ride with the latest technology and styling. Featuring fully lit needles, blacked faces, and easy-to-read LCD message centers, the VHX series is a far cry from yesterday's traditional instrumentation. These gauge systems mount directly to the stock dash housing for simple installation. VHX series gauges are loaded with features not often offered by competing systems, including micro-controlled precision stepper motors, solid state sensors for unparalleled accuracy and user customizable display feedback, all supported by an unrivaled limited lifetime warranty which has become the standard for Dakota Digital instrumentation systems. Available in silver or black alloy style, or carbon fiber style, with either blue, red, or white numeration, and back lighting.

Important: Please specify gauge illumination color when ordering: "B" for blue, "R" for red, or "W" for white.

Note: Bezels shown for illustration purposes only, instrument bezel not included. Carbon fiber style available in blue or red, not available for all years.

DD800	1958	silver alloy	926.99 set
DD801	1958	black alloy	926.99 set
DD591	1958-60	carbon fiber	878.99 set
DD592	1958-60	silver alloy	878.99 set
DD593	1958-60	black alloy	878.99 set
DD804	1961-62	carbon fiber	878.99 set
DD805	1961-62	silver alloy	878.99 set
DD802	1961-62	black alloy	878.99 set
DD805	1963-64	carbon fiber	878.99 set
DD806	1963-64	silver alloy	878.99 set
DD807	1963-64	black alloy	878.99 set



• Instrument bezel not included



DD2065R



DD2070W



DD2072B



DD2074B



DD2074B

blue, red, or white backlight illumination

1985-90 VHX Gauge System

Dakota Digital's new VHX instrumentation system. See 1958-64 listings for product details.

Important: Please specify gauge illumination color when ordering: "B" for blue, "R" for red, or "W" for white.

Note: Bezels shown for illustration purposes only, instrument bezel not included.

DD2065	1965	silver alloy	926.99 set
DD2066	1965	black alloy	926.99 set
DD2067	1966	silver alloy	926.99 set
DD2068	1966	black alloy	926.99 set
DD2069	1967	silver alloy	926.99 set
DD2070	1967	black alloy	926.99 set
DD2071	1968	silver alloy	926.99 set
DD2072	1968	black alloy	926.99 set
DD2073	1969-70	silver alloy	926.99 set
DD2074	1969-70	black alloy	926.99 set
DD2075	1971-76	silver alloy	926.99 set
DD2076	1971-76	black alloy	926.99 set
DD2077	1977-90	silver alloy	926.99 set
DD2078	1977-90	black alloy	926.99 set

New!



1988-96 OBD-II Interface Module

This OBD-II/CAN Interface allows you to plug directly into the engine diagnostic port, extracting engine data from the OBD-II computer (ECU) and porting it into your Dakota Digital gauge cluster. This module will output the following information to Dakota Digital Instrument Systems: speed, tachometer, engine temp, intake air temp (if data is available), transmission temp (if data is available), ambient air temp (if data is available), gear position (if data is available), and oil pressure.

DDBIM011	118.96
----------	--------

Digital Gauges

• Instrument bezel not included



DD1017B
 aluminum fascia shown for illustration purposes only



DD1018B

custom aluminum fascia included



DD1021B



1958-90 Digital VFD Gauge System

These vacuum fluorescent digital conversion sets include blue digital display gauges for oil pressure, water temperature, fuel level, Volts charging as well as a speedometer, odometer, and tachometer. All sets are backed by a manufacturers lifetime warranty. Designed to install directly into your original dash bezel for a complete and easy installation.

Important: 1961-62 sets include custom aluminum dash panel.
Note: Does not include bezel. Fits original dash.

1958-60 Digital Gauges

DD1017B	1958	788.99 ea
DD1018B	1959-60	736.99 ea

1961-62 Digital Gauges

This set is available in your choice of with or without ashtray cutout. When ordered without ashtray cutout, the cigarette lighter hole will also be deleted. The aluminum panel is also available in your choice of three different radio configurations, either with cutouts for an original radio (OE), for an aftermarket stereo (DIN cutout: 7-3/16" x 2-1/8") or for no radio cutout at all.

With Ashtray

DD1019B	no radio hole	788.99 ea
DD1020B	DIN radio hole	788.99 ea
DD1021B	OE style radio hole	788.99 ea

Without Ashtray, No Radio Hole

DD1022B	no radio hole	788.99 ea
DD1023B	DIN radio hole	788.99 ea
DD1024B	OE style radio hole	788.99 ea

1963-64 Digital Gauges

Available in your choice of with or without a clock.

With Clock

DD1025CB	green	788.99 ea
DD1025CC	green	788.99 ea

Without Clock

DD1025B		788.99 ea
---------	--	-----------

1965-68 Digital Gauges

Without Clock

DD1048B	1965	standard	788.99 ea
DD1048M	1965	metric	788.99 ea

With Clock

DD1027B	1966		807.99 ea
DD1028B	1967		807.99 ea
DD1029B	1968		807.99 ea

1969-70 Digital Gauges

Available with a clock and/or outside air temp reading.

With Clock/Outside Temp

DD1030CB	1969-70		851.99 ea
----------	---------	--	-----------

Without Clock/Outside Temp

DD1030B	1969-70		807.99 ea
---------	---------	--	-----------

1971-90 Digital Gauges

DD1031B	1971-76		807.99 ea
DD1049B	1977-90		807.99 ea

• Instrument bezel not included



DD15901B



DD15911A



DD15921A



DD16041B



Over 30 independent RGB color options

- Over 30 independent RGB color options
- 12 preset color theme options or build your own
- Wide angle color TFT LCD Message Center(s)
- Independent day/night color selections
- Illuminated needles and LED backlighting
- "Ghosted" indicators (Turn signals, high beam check engine, cruise control engaged, parking brake, plus two that are user defined) appear only when lit.
- Bluetooth connection to tablet/smart phone. Easy to use app allows for quick setup, and diagnosis
- Available for iPhone and Android systems.



1959-76 HDX-Series Gauge Set

The new HDX series gauge sets from Dakota Digital brings you the best in modern instrumentation, rivaling what's offered in today's modern vehicles. Each HDX system is fully customizable, allowing you to personalize your instrument panel. Each direct-fit gauge package incorporates a speedometer, tachometer, fuel level, Volts, oil pressure, and coolant temperature gauges, along with a digital message center. The gauges are integrated into your vehicle's systems using the supplied central control box. Includes necessary sensors. Gauge faces offered in black alloy or silver alloy and are available with either standard (MPH & Fahrenheit) or metric (KM/H & Celsius) displays.

Important: Gauge bezel not included. Metric display (KM/H and Celsius) gauge sets are custom built by Dakota Digital, and may require a 3-5 week build time.

HDX Gauge Sets

Note: Please specify option codes when ordering:
 1 = standard (MPH & Fahrenheit); 2 = metric (KM/H and Celsius) and then specify either: A = silver alloy gauge face, or B = black alloy gauge face.

Example: DD15901A = 1959-60 with standard display and silver alloy gauge face.

DD1590	1959-60	specify options	1467.99 set
DD1591	1961-62	specify options	1467.99 set
DD1592	1963-64	specify options	1467.99 set
DD1604	1971-76	specify options	1467.99 set

• Instrument bezel not included



DD1208G - shown installed



DD1211B - shown installed



B = blue G = green R = red T = teal W = white

- 255 MPH Speedometer with Odometer
- 0-60 time, 1/4 mile ET, and Top Speed Recall
- 9900 RPM Tachometer
- 18-255 Degree Temperature Gauge
- 0-99 psi Oil Pressure Gauge
- 7.0 - 25.5 Volt Voltmeter
- 0-99% Fuel Gauge

1968-90 Digital Gauge Cluster

Looking to get a fresh, modern look for your gauge panel? The Intellitronix digital dash gives your vehicle the precision of digital readouts under the elegance of a smoked gauge lens. Dash bezel not included. Made in USA.

Note: When ordering, please add the correct suffix:
 "B" for blue, "G" for green, "R" for red, "T" for teal or "W" for white.

1968 Chevrolet Full Size

Each set includes a printed circuit board and smoked faceplate, along with sending units for the speedometer, oil pressure, and coolant temperature. This set also works with your factory fuel level sending unit. Features one button calibration regardless of tire size, gear ratio or transmission, along with 0-60 time, 1/4 mile ET and high speed recall, all with the push of a button.

DP1205	1968	blue	459.99 ea
DP1208	1968	all other colors	459.99 ea

1972-90 Impala/Caprice

This direct-fit digital gauge cluster works with your factory fuel, oil pressure, and cruise control sending units and includes a printed circuit board, smoked Plexiglas lens, temperature sending unit, a speedometer sender (for models without electronic transmission), and instructions.

DP1211	1977-90		469.99 set
--------	---------	--	------------



Digital Clock Instrument


Odyssey digital clock incorporates a 12 hour AM/PM format, ambient temperature display, and either an 8 point compass or a day/date display. Features night dimming and label illumination behind a non-glare, high contrast lens. Measures: 2-1/16" diameter x 1-1/2" housing x 2-3/8" deep (including mounting studs). Sensors included. 24-month limited warranty.

Note: Special order. Must be prepaid, non-returnable.
Odyssey Solarix with Blue Illumination
 DD1042X black bezel..... 186.99 ea



WARNING: Cancer and Reproductive Harm - www.P63Warnings.ca.gov

Performance Instruments



CLASSIC INSTRUMENTS
 CH59001
 CH59005
 CH59009
 CH59012
 CH59013

1959-60 Direct-Fit 5 Gauge Set

1959-60 full size Chevy package 4-5/8" speedometer and 2-1/8" fuel (0-30 OHM), oil, temp, Volt with stainless low step bezel. Includes red LED high beam and green turn signal indicators mounted in face of speedometer.

Standard Speedometer

CH59001	1959-60	All Amer. Nickel	1026.99 set
CH59002	1959-60	All Amer. Tradition	1026.99 set
CH59003	1959-60	All Amer. White	1026.99 set
CH59004	1959-60	Auto/Cross gray	1026.99 set
CH59005	1959-60	Auto/Cross yellow	1026.99 set
CH59006	1959-60	Classic white.....	846.99 set
CH59007	1959-60	G-Stock.....	846.99 set
CH59008	1959-60	Hot Rod black.....	846.99 set
CH59009	1959-60	Nostalgia VT.....	1054.99 set
CH59010	1959-60	Silver Gray.....	846.99 set
CH59012	1959-60	V8 Red Steele.....	1054.99 set
CH59013	1959-60	Velocity black.....	854.99 set
CH59014	1959-60	Velocity white.....	854.99 set
CH59015	1959-60	Vintage.....	846.99 set
CH59016	1959-60	White Hot.....	846.99 set
CH59017	1959-60	Traditional.....	846.99 set

Speedtachular Speedometer

CH59101	1959-60	All Amer. Nickel	1236.99 set
CH59102	1959-60	All Amer. Tradition	1236.99 set
CH59103	1959-60	All Amer. White	1236.99 set
CH59104	1959-60	Auto/Cross gray	1236.99 set
CH59105	1959-60	Auto/Cross yellow	1236.99 set
CH59106	1959-60	Classic white.....	1092.99 set
CH59107	1959-60	G-Stock.....	1092.99 set
CH59108	1959-60	Hot Rod black.....	1092.99 set
CH59109	1959-60	Nostalgia VT.....	1311.99 set
CH59110	1959-60	Silver Gray.....	1092.99 set
CH59112	1959-60	V8 Red Steele.....	1311.99 set
CH59113	1959-60	Velocity black.....	1120.99 set
CH59114	1959-60	Velocity white.....	1120.99 set
CH59115	1959-60	Vintage.....	1092.99 set
CH59116	1959-60	White Hot.....	1092.99 set
CH59117	1959-60	Traditional.....	1092.99 set

LSX Temperature Sender

This sender allows the use of a Classic Instruments temperature gauges in vehicles equipped with an LSX series engine.



SN12MM	LSX	36.99 ea
--------	-----	----------



CLASSIC INSTRUMENTS
 BG281545 - Traditional Series - shown installed
 American Nickel BG280651
 American Tradition BG280652
 All American BG280653
 Classic White BG281651
 G-Stock Series BG281652
 Hot Rod Series BG281653
 SG Series BG281545
 Vintage Series BG281656
 White Hot Series BG281657

1959-60 Dash Gauge Kit

Want to update your gauge cluster with modern instrumentation, but keep an original vintage look? Classic Instruments 5" gauges are the answer! Featuring OE style trim rings and attaching hardware, these gauges will update your full size Chevy without looking out of place. Designed to fit the original dash in your 1959-60 Chevy full size, each gauge kit comes complete with an electronic 140 MPH speedometer, fuel, temp, Volt and oil gauges and polished stainless bezels. Available with the SpeedTachular 8000 RPM combination speedometer and tachometer. Includes all necessary mounting hardware and sending units. Your choice of ten beautiful face styles. Made in the USA. Includes 2400/1-330 fuel sender.

Important: Does not include instrument bezel as shown. Fits original bezel.

1959-60 Gauge Kits

Speedometer, Fuel, Oil, Temp, and Volts		
BG280541	All American Nickel.....	900.99 kit
BG280542	All American Tradition.....	864.99 kit
BG280543	All American Series.....	888.99 kit
BG281541	Classic White Series.....	609.99 kit
BG281542	G-Stock Series.....	699.99 kit
BG281543	Hot Rod Series.....	699.99 kit
BG281544	SG Series.....	609.99 kit
BG281545	Traditional Series.....	609.99 kit
BG281546	Vintage Series.....	609.99 kit
BG281547	White Hot Series.....	609.99 kit

Speedtachular (8000 RPM/Speed Tach Combo)

Fuel, Oil, Temp, and Volts		
BG280651	All American Nickel.....	1085.99 kit
BG280652	All American Tradition.....	1085.99 kit
BG280653	All American Series.....	980.99 kit
BG281651	Classic White Series.....	856.99 kit
BG281652	G-Stock Series.....	948.99 kit
BG281653	Hot Rod Series.....	974.99 kit
BG281654	SG Series.....	974.99 kit
BG281655	Traditional Series.....	974.99 kit
BG281656	Vintage Series.....	974.99 kit
BG281657	White Hot Series.....	974.99 kit



Marshall
 MG015031A
 MG015021C
 MG015033B
 MG015034A
 MG015035C
 MG015037B
 MG015041A
 MG015043C
 MG015044B
 MG015052C
 MG015051A
 MG013092B
 MG015096A

SCX Pro and SCX Series Gauges

SCX Pro gauges feature one touch peak recall and programmable high and low full dial warning. There is also an external alarm output (12V, 500mA) that can be used to activate an external warning light when an alarm condition exists. Superior amber and white through-the-dial lighting and illuminated pointer. All SCX and SCX Pro fuel senders work with 0-90, 240-33, 73-10, 20-150, and 0-30 Ohm senders. SCX Series 5" tachometers feature a slimline case design (only 2" deep).

Note: * Pedestal mount. ** Pedestal mount w/LED shift light.

SCX Pro Series Gauges		
MG016048	8-18 Air/Fuel ratio, black.....	89.99 ea

SCX Series Gauges		
A - black, B - white, C - silver.		

2-1/16" Diameter Gauge		
MG015021	8-18 Volt.....	103.99 ea
MG015031	vac/boost w/WAP sensor.....	147.99 ea
MG015033	0-100 psi oil pressure.....	103.99 ea
MG015034	100°-260° F water temp.....	103.99 ea
MG015035	170°-300° F oil temp.....	103.99 ea
MG015037	100°-260° F trans temp.....	103.99 ea
MG015041	0-1600 psi nitrous.....	147.99 ea
MG015043	0-1600 psi fuel pressure.....	147.99 ea
MG015044	programmable fuel level.....	103.99 ea

3-3/8" Diameter Gauge		
MG015052	0-160 RPM tachometer.....	199.99 ea
MG015051	0-10,000 RPM tach.....	139.99 ea

5" Diameter Gauge		
MG013092*	0-10,000 RPM tach.....	116.99 ea
MG015096**	0-10,000 RPM tach.....	124.99 ea

DASH & CONSOLE COMPONENTS

Performance Instruments

New!

Marshall

New!

NVU
 NEW VINTAGE USA

New!

AutoMeter



MG01694

60's Muscle Gauges

Marshall Instruments brings you muscle-car era themed gauges with period look and modern technology. Gauges feature high end stepper motor movement, 2 color (white and amber) through-dial lighting and illuminated pointer. 2-1/16" gauges feature SCX Pro technology with one touch peak recall and user programmable high and low warnings. The fuel level gauge is programmable and works with 0-90, 240-33, 73-10, 20-150, and 0-30 Ohm sending units. All Marshall Instruments gauges include a one-year warranty. Advanced gauge features at an economy price.

5 Gauge Set

Note: Includes MG016921, MG016933, MG016934, MG016944, and MG016951.

MG016963 5 gauge..... 534.99 set

6 Gauge Set

Note: Includes MG016921, MG016933, MG016934, MG016944, MG016951, and MG016952.

MG016964 6 gauge..... 604.99 set

Individual Gauges

Note: *3-3/8" diameter in-dash gauges.

MG016921	Volts, 8-18 Volts.....	105.99 ea
MG016933	oil pressure - 0-100 psi.....	105.99 ea
MG016934	water temp, 100-260°F.....	105.99 ea
MG016944	fuel level.....	105.99 ea
MG016951*	tach, 0-10,000 RPM.....	139.99 ea
MG016952*	programmable speedo.....	199.99 ea

Speedometer Sender

MG016956 16 pulse/rev output..... 48.99 ea

New!

AutoMeter



AMR188

AMR197

Chrono Series Electric Gauges

AutoMeter Chrono Series electric gauges with race proven digital stepper motor movement for unmatched accuracy. Electronic senders can be used for a variety of applications and keep unwanted fluids out of the driver compartment. The Chrono Series features a three dimensional concave dial design, "through-the-dial" LED lighting, and over 320 degrees of pointer movement. All gauges have both metric and imperial scalings and are 12 and 16 Volt compatible.

2-1/16" In-Dash Gauges

AMR159	boost/vacuum - 30 psi.....	266.99 ea
AMR110	fuel level - 0-280 Ohm.....	172.99 ea
AMR162	pressure - 0-15 psi.....	239.99 ea
AMR164	pressure - 0-30 psi.....	266.99 ea
AMR153	pressure - 0-100 psi.....	269.99 ea
AMR140	temperature - 140-380.....	196.99 ea
AMR154	temperature - 120-380.....	196.99 ea
AMR191	voltmeter - 8-18V.....	149.99 ea

3-3/8" In-Dash Gauges

AMR188	speedometer - 180 MPH.....	334.99 ea
AMR197	tachometer - 10k RPM.....	252.99 ea



NV42166

NV42167

NV42168

NV42178

NV42169

NV42180

NV42171

NV42172

NV42173

NV42177

USA

Universal 3-in-1 Gauge Set

Upgrade the look and performance of your dash with a set of 3-in-1 gauges from New Vintage USA. These gauges are 4-3/8" and offer multiple designs to blend perfectly into your build. NVU's exclusive Phoenix technology features fully programmable inputs and high tech OLED screens. Each set is hand built in Detroit and includes NVU's 5-year warranty. The electronic programmable speedometer with digital odometer allows for easy 2 calibration with any wheels and tires or rear axle. Sets include an electronic programmable speedometer displayed in MPH, with oil pressure, and water temperature gauge. The tachometer gauge includes a voltmeter, and fuel gauge. Hardware and detailed instructions also included. Made in USA.

Note: Sending unit for electronic speedometer must be purchased separately.

CFR Gauges

NV42166	blue.....	729.99 kit
NV42167	red.....	729.99 kit

Aviator Gauges

Standard		
NV42168	2 gauge.....	729.99 kit

Quadrilla

NV42178	all in one.....	479.99 ea
---------	-----------------	-----------

Standard

NV42169	black.....	729.99 kit
NV42170	white.....	799.99 kit

Quadrilla

NV42179	black.....	479.99 ea
NV42180	white.....	479.99 ea

Performance II Series

NV42171	black.....	729.99 kit
NV42172	white.....	729.99 kit

Woodward Series

Standard		
NV42173	beige.....	729.99 kit
NV42174	white.....	729.99 kit
NV42175	black.....	729.99 kit

Quadrilla

NV42176	beige.....	479.99 ea
NV42177	black.....	479.99 ea



AM2017

AM2021

AM2032

AM2037

AM2037

AM2092

AM2087

AM2088

AM2033

AM2093

Prestige In-Dash Gauge

These gauges have the precision and reliability with brushed aluminum centers, fully lit vintage style needles, domed lenses, and polished chrome bezels. Antique Ivory gauges have black numerals and needles, and feature an LED fully lit gauge face when illuminated at night. The Prestige Black Diamond gauges have white numerals and needles and feature through-the-dial LED lighting to illuminate the numbers, markers, and needles. Mechanical gauges include the necessary fittings and 6 feet of capillary tubing (unless otherwise specified). Electric gauges include the required sending units. 2-1/16" unless noted.

Note: *3-3/8"

Antique Ivory

Fuel		
AM20313	0-90 Ohm.....	94.99 ea
AM2017	240-33 Ohm.....	94.99 ea

Oil Press

AM2021	0-100 mechanical.....	124.99 ea
AM2027	0-100 electric.....	126.99 ea

Water Temp

AM2032	120-240 mechanical.....	142.99 ea
AM2037	100-250 electric.....	106.99 ea

Speedometer - 0-120 MPH

AM2087*	with LCD ODO.....	364.99 ea
AM2089*	with wheel ODO.....	359.99 ea

Voltmeter

AM2092	8-18 electric.....	89.99 ea
--------	--------------------	----------

Tachometer

AM2097*	0-8000.....	249.99 ea
---------	-------------	-----------

Black Diamond

Fuel		
AM2014	0-90 Ohm.....	96.99 ea
AM2016	240-33 Ohm.....	94.99 ea

Oil Press

AM2022	0-100 mechanical.....	132.99 ea
AM2028	0-100 electric.....	122.99 ea

Water Temp

AM2033	120-240 mechanical.....	142.99 ea
AM2038	100-250 electric.....	124.99 ea

Speedometer - 0-120 MPH

AM2086*	with LCD ODO.....	349.99 ea
AM2088*	with wheel ODO.....	336.99 ea

Voltmeter


AM2093	8-18 electric.....	89.99 ea
--------	--------------------	----------

Tachometer

AM2096*	0-8000.....	266.99 ea
---------	-------------	-----------



Performance Gauges



ULTRA-LITE

ULTRA-LITE gauges feature aluminum construction, greatly reduced weight which satin anodized bezels and dials with black numbering and increments. Perimeter incandescent white lighting and bright red fluorescent pointers make them easy-to-read.

Note: Most popular gauges are listed below. For items not listed visit us online.

3-3/8" Speedometers

Electronic Programmable
 AM4487 120 MPH ULTRA-LITE... 329.99 ea
 AM4488 160 MPH ULTRA-LITE... 332.99 ea
 AM4486 200 MPH ULTRA-LITE... 292.99 ea

Mechanical

AM4492 120 MPH ULTRA-LITE... 166.99 ea
 AM4493 160 MPH ULTRA-LITE... 166.99 ea

5" Speedometers

Electronic Programmable
 AM4490 160 MPH ULTRA-LITE... 352.99 ea
 AM4490 200 MPH ULTRA-LITE... 352.99 ea

Mechanical

AM4495 160 MPH ULTRA-LITE... 252.99 ea
 AM4496 160 MPH ULTRA-LITE... 239.99 ea

8000 RPM - Electric

AM4497 ULTRA-LITE... 199.99 ea

5" In-Dash Tachometers

10,000 RPM - Electric
 AM4498 ULTRA-LITE... 276.99 ea
 AM4494 with recall ULTRA-LITE... 444.99 ea
 AM4499 3" recall, dual range... 399.99 ea

Click

Full Sweep Electrical
 Quartz; movement with second hand.
 AM4385 2 1/16" ULTRA-LITE... 146.99 ea
 AM4485 2 5/8" ULTRA-LITE... 146.99 ea

Fuel Level - 0 to 0.05 gpm/30 ft full

Short Sweep Electrical
 Includes 1/8" NPT sender, 3/8" & 1/2" NPT fitting. All oil pressure gauges measure in PSI.
 AM4417 2 1/16" ULTRA-LITE... 82.99 ea
 AM4417 2 5/8" ULTRA-LITE... 86.99 ea

Fuel Level - 0 to 0.05 gpm/90 ft full

Short Sweep Electrical
 Includes 1/8" NPT sender and 1/4" NPT fitting.
 AM4314 2 1/16" ULTRA-LITE... 82.99 ea

Fuel Level - 240 0.0 gpm/33 ft full

Short Sweep Electrical
 Use AM3262 sender.
 AM4316 2 1/16" ULTRA-LITE... 76.99 ea

Oil Pressure

Full Sweep Mechanical 0-100 psi
 Includes 10 nylon tubing, 1/8" & 1/4" NPT fittings. All oil pressure gauges measure in PSI.
 AM4421 2 1/16" ULTRA-LITE... 92.99 ea
 AM4421 2 5/8" ULTRA-LITE... 104.99 ea

Short Sweep Electrical 0-100 psi

Includes 1/8" NPT sender and 1/4" NPT fitting.
 AM4327 2 1/16" ULTRA-LITE... 116.99 ea
 AM4427 2 5/8" ULTRA-LITE... 129.99 ea

Trans Temp

Short Sweep Electrical 100°-250°
 Includes 1/8" NPT sender, 3/8" & 1/2" NPT fittings.
 AM4357 2 1/16" ULTRA-LITE... 89.99 ea

Vacuum 30 in Hg

Full Sweep Mechanical
 Includes 10 nylon tubing and universal "T" fitting.
 AM4384 2 1/16" ULTRA-LITE... 89.99 ea
 AM4484 2 5/8" ULTRA-LITE... 92.99 ea

Voltmeter 8-18 Volts

Full Sweep Electrical
 Note: With peak and warning.
 AM4383 2 1/16" ULTRA-LITE... 179.99 ea
 AM4483 2 5/8" ULTRA-LITE... 179.99 ea

Short Sweep Electrical

AM4391 2 1/16" ULTRA-LITE... 76.99 ea
 AM4491 2 5/8" ULTRA-LITE... 92.99 ea

Water Temperature

Full Sweep Mechanical 120°-240°
 Includes 6 capillary tubing and 1/20" NPT fitting. All Water Temp gauges measure in °F.
 Note: Includes 12' of capillary tubing.
 AM4332 2 1/16" ULTRA-LITE... 129.99 ea
 AM4333 2 1/16" ULTRA-LITE... 134.99 ea

Full Sweep Mechanical 140°-280°

Includes 6 capillary tubing and 1/20" NPT fitting. All Water Temp gauges measure in °F.
 AM4331 2 1/16" ULTRA-LITE... 126.99 ea

Full Sweep Electrical 60°-210°

AM4390 2 1/16" ULTRA-LITE... 212.99 ea
 AM4490 2 5/8" ULTRA-LITE... 239.99 ea


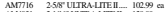
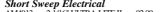
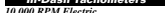
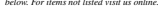
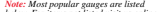
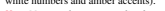
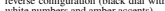
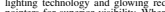
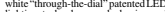
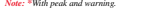
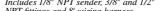
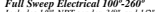
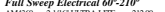
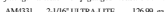
Full Sweep Electrical 100°-260°

Includes 1/8" NPT sender, 3/8" & 1/2" NPT fittings and 8' wiring harness.
 Note: With peak and warning.
 AM4454 2 5/8" ULTRA-LITE... 249.99 ea

Short Sweep Electrical 100°-250°

AM4337 2 1/16" ULTRA-LITE... 94.99 ea
 AM4437 2 5/8" ULTRA-LITE... 109.99 ea

AM4938 AM4997



Oil Pressure

Full Sweep Mechanical 0-100 psi
 Includes 10 nylon tubing, 1/8" & 1/4" NPT fittings.
 AM4821 2 1/16" ULTRA-LITE... 109.99 ea
 AM4721 2 5/8" ULTRA-LITE... 114.99 ea

Short Sweep Electrical 0-100 psi

Includes 1/8" NPT sender & 1/4" NPT fitting.
 AM4827 2 1/16" ULTRA-LITE... 136.99 ea
 AM4727 2 5/8" ULTRA-LITE... 129.99 ea

Trans Temp 100°-250°

Short Sweep Electrical
 Includes 1/8" NPT sender, 3/8" & 1/2" NPT fittings.
 AM4849 2 1/16" ULTRA-LITE... 99.99 ea

Vacuum 30 in Hg

Full Sweep Mechanical
 Includes 10 nylon tubing and universal "T" fitting.
 AM4784 2 5/8" ULTRA-LITE... 119.99 ea

Voltmeter 8-18 Volts

Full Sweep Electrical
 AM4891 2 1/16" ULTRA-LITE... 154.99 ea

Short Sweep Electrical

AM4892 2 1/16" ULTRA-LITE... 92.99 ea
 AM4791 2 5/8" ULTRA-LITE... 109.99 ea

Water Temperature

Full Sweep Mechanical 120°-240°
 Includes 6 capillary tubing and 1/20" NPT fitting. All Water Temp gauges measure in °F.
 AM4832 2 1/16" ULTRA-LITE... 129.99 ea

Full Sweep Mechanical 140°-280°

Includes 6 capillary tubing and 1/20" NPT fitting. All Water Temp gauges measure in °F.
 AM4831 2 1/16" ULTRA-LITE... 126.99 ea




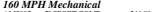
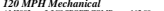
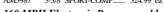
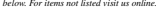
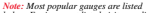
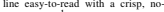
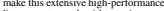
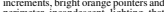
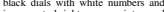
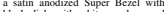
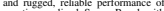

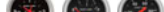


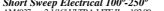
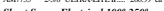
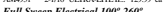
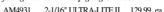
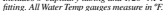
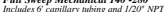
Full Sweep Electrical 60°-210°

AM4893 2 1/16" ULTRA-LITE... 209.99 ea
 AM4755 2 5/8" ULTRA-LITE... 206.99 ea

Short Sweep Electrical 100°-250°

AM4837 2 1/16" ULTRA-LITE... 102.99 ea
 AM4757 2 5/8" ULTRA-LITE... 116.99 ea

AM3585 AM3314 AM3321



In-Dash Tachometers

8000 RPM Electric
 AM3391 3 3/8" SPORT-COMP... 194.99 ea

10,000 RPM, Electric

AM3390 5" SPORT-COMP... 272.99 ea

Ammeter 60-0-60

Short Sweep Electric Gauges
 AM3586 2 5/8" SPORT-COMP... 99.99 ea

Click

Full Sweep Electrical
 Quartz; movement with second hand.
 AM3585 2 5/8" SPORT-COMP... 144.99 ea

Fuel Level - 0 to 0.05 gpm/30 ft full



Performance Gauges



AM3688

AM3689



AM3697

AM3613

AM3621



AM3657

AM3691

AM3632



SPORT-COMP II gauges feature a satin anodized Super Bezels and black dials with white numbering and increments, "through-the-dial" patented LED lighting technology and glowing red pointers for superior visibility. The light intensity can be controlled through an LED Lighting Dimmer (available separately) independent from your OE dash lighting.

Note: Most popular gauges are listed below. For items not listed visit us online.

Speedometers

160 MPH Electronic Programmable
AM3688 3.38" Sport-Comp II... 319.99 ea
AM3689 5" Sport-Comp II... 342.99 ea

In-Dash Tachometers

10,000 RPM, Electric
AM3697 3.38" Sport-Comp II... 259.99 ea
AM3698 5" Sport-Comp II... 286.99 ea

Fuel Level - 0 to 0 empty/90 Q full
Short Sweep Electrical
AM3643 2.1/16" Sport-Comp II... 99.99 ea
AM7814 2.58" Sport-Comp II... 102.99 ea

Fuel Level - 240 Q empty/33 Q full
Short Sweep Electrical
Use AM3262 sender.
AM3616 2.1/16" Sport-Comp II... 92.99 ea
AM7616 2.58" Sport-Comp II... 102.99 ea

Oil Pressure

Full Sweep Mechanical 0-100 psi
Includes 10 nylon tubing, 1/8" and 1/4" NPT fittings. All oil pressure gauges measure in psi.
AM3621 2.1/16" Sport-Comp II... 112.99 ea
AM7621 2.58" Sport-Comp II... 114.99 ea

Full Sweep Electrical 0-100 psi
Includes 1/8" NPT sender and 8' wiring harness.
AM3653 2.1/16" Sport-Comp II... 242.99 ea
AM7653 2.58" Sport-Comp II... 289.99 ea

Short Sweep Electrical 0-100 psi
Includes 1/8" NPT sender and 1/4" NPT fitting.
AM3627 2.58" Sport-Comp II... 129.99 ea

Trans Temperature

Trans Temp gauges measure in °F.
Full Sweep Electrical 300-240°
Includes 1/8" NPT sender, 3/8", & 1/2" NPT fittings.
AM3667 2.1/16" Sport-Comp II... 179.99 ea

Short Sweep Electrical 200-250°
Includes 1/8" NPT sender, 3/8", & 1/2" NPT fittings.
AM3689 2.1/16" Sport-Comp II... 109.99 ea
AM7687 2.58" Sport-Comp II... 112.99 ea

Vacuum 30 in Hg

Full Sweep Mechanical, 2-5/8"
Includes 10 nylon tubing and universal "T" fitting.
AM3684 Sport-Comp II... 119.99 ea

Voltmeter 8-18 Volts

Full Sweep Electrical
Note: *With peak and warning.
AM3691 2.1/16" Sport-Comp II... 139.99 ea

Short Sweep Electrical

AM3692 2.1/16" Sport-Comp II... 94.99 ea
AM7691 2.58" Sport-Comp II... 94.99 ea

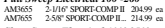
Water Temperature

Full Sweep Mechanical 120°-240°
Includes 6 capillary tubing & 120° NPT fitting. All Water Temp gauges measure in °F.
AM3632 2.1/16" Sport-Comp II... 132.99 ea
AM7632 2.58" Sport-Comp II... 139.99 ea

Full Sweep Mechanical 140°-280°
Includes 6 capillary tubing & 120° NPT fitting. All Water Temp gauges measure in °F.
AM3631 2.1/16" Sport-Comp II... 129.99 ea
AM7631 2.58" Sport-Comp II... 146.99 ea


Full Sweep Electrical 100°-260°
AM3655 2.1/16" Sport-Comp II... 204.99 ea
AM7655 2.58" Sport-Comp II... 214.99 ea

Short Sweep Electrical 100°-250°
AM3637 2.1/16" Sport-Comp II... 109.99 ea
AM7637 2.58" Sport-Comp II... 122.99 ea



AM3588

AM5889



AM5897

AM5714



AM5887

AM5785



AM5889

AM5785

AM5714

Phantom

Phantom gauges are race quality mechanisms featuring a subtle black bezel with stark white dials, bright orange pointers and perimeter incandescent lighting that make this extensive high-performance line easy to read with a crisp, no-nonsense modern appearance.

Note: Most popular gauges are listed below. For items not listed visit us online.

Speedometers

120 MPH Electronic Programmable
AM5887 3.38" Phantom... 309.99 ea

160 MPH Electronic Programmable
AM5888 3.38" Phantom... 312.99 ea
AM5889 5" Phantom... 352.99 ea

120 MPH Mechanical
AM5892 3.38" Phantom... 169.99 ea

160 MPH Mechanical
AM5893 3.38" Phantom... 169.99 ea
AM5895 5" Phantom... 244.99 ea

200 MPH Mechanical
AM5896 5" Phantom... 234.99 ea

In-Dash Tachometers

10,000 RPM, Electric
AM5897 3.38" Phantom... 194.99 ea
AM5898 5" Phantom... 274.99 ea

Clock

Full Sweep Electrical
Quartz movement with second hand.
AM3676 2.1/16" Phantom... 140.99 ea
AM5885 2.58" Phantom... 144.99 ea

Fuel Level - 0 to 0 empty/30 Q full
Short Sweep Electrical
AM5717 2.1/16" Phantom... 74.99 ea

Fuel Level - 0 Q empty/90 Q full

Short Sweep Electrical
AM5717 2.1/16" Phantom... 76.99 ea
AM5814 2.58" Phantom... 99.99 ea

Fuel Level - 240 Q empty/33 Q full

Short Sweep Electrical
Use AM3262 sender.
AM5716 2.1/16" Phantom... 79.99 ea
AM5816 2.58" Phantom... 86.99 ea

Oil Pressure

Full Sweep Mechanical 0-100 psi
Includes 10 nylon tubing, 1/8" & 1/4" NPT fittings. All oil pressure gauges measure in psi.
AM5721 2.1/16" Phantom... 84.99 ea
AM5821 2.58" Phantom... 94.99 ea

Full Sweep Mechanical 0-150 psi
Includes 10 nylon tubing, 1/8" & 1/4" NPT fittings. All oil pressure gauges measure in psi.
AM5723 2.1/16" Phantom... 84.99 ea
AM5823 2.58" Phantom... 92.99 ea

Full Sweep Mechanical 0-200 psi
Includes 10 nylon tubing, 1/8" and 1/4" NPT fittings.
AM5822 2.58" Phantom... 99.99 ea

Short Sweep Electrical 0-100 psi
Includes 1/8" NPT sender and 1/4" NPT fitting.
AM5727 2.1/16" Phantom... 119.99 ea
AM5827 2.58" Phantom... 124.99 ea

Trans Temperature

Trans Temp gauges measure in °F.
Full Sweep Mechanical 140°-280°
Includes 10 nylon tubing & 1/2" NPT fitting.
AM5851 2.58" Phantom... 132.99 ea

Short Sweep Electrical 100°-250°
Includes 1/8" NPT sender, 3/8", & 1/2" NPT fittings.
AM5757 2.1/16" Phantom... 84.99 ea
AM5857 2.58" Phantom... 104.99 ea

Vacuum 30 in Hg

Full Sweep Mechanical
Includes 10 nylon tubing and universal "T" fitting.
AM5784 2.1/16" Phantom... 94.99 ea
AM5884 2.58" Phantom... 99.99 ea

Voltmeter 8-18 Volts

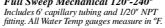
Short Sweep Electrical
AM5791 2.1/16" Phantom... 69.99 ea
AM5891 2.58" Phantom... 92.99 ea

Water Temperature

Full Sweep Mechanical 120°-240°
Includes 6 capillary tubing and 120° NPT fitting. All Water Temp gauges measure in °F.
AM5732 2.1/16" Phantom... 129.99 ea
AM5832 2.58" Phantom... 142.99 ea

Full Sweep Mechanical 140°-280°
Includes 6 capillary tubing and 120° NPT fitting. All Water Temp gauges measure in °F.
AM5731 2.1/16" Phantom... 122.99 ea
AM5831 2.58" Phantom... 134.99 ea

Short Sweep Electrical 100°-250°
AM5737 2.1/16" Phantom... 84.99 ea
AM5837 2.58" Phantom... 99.99 ea



AM7537

AM7591

AM7532

Phantom II gauges feature black Super Bezels and white dials with black outlined, white numbering and black increments, "through-the-dial" patented LED lighting technology and glowing red pointers for superior visibility. When illuminated, the gauges display in a reverse configuration (black dial with white numbers and markings).

Note: Most popular gauges are listed on right. For items not listed visit us online.



AM7588

AM7598

Speedometers

160 MPH Electronic Programmable
AM7588 3.38" Phantom II... 322.99 ea
AM7589 5" Phantom II... 342.99 ea

10,000 RPM Electric

AM7597 3.38" Phantom II... 249.99 ea
AM7598 5" Phantom II... 279.99 ea

Clock

Quartz movement with second hand.
Full Sweep Electrical
AM7585 2.1/16" Phantom II... 149.99 ea

Fuel Level - 0 Q empty/90 Q full

Short Sweep Electrical
AM7513 2.1/16" Phantom II... 99.99 ea
AM7814 2.58" Phantom II... 102.99 ea

Fuel Level - 240 Q empty/33 Q full

Short Sweep Electrical
Use AM3262 sender.
AM7516 2.1/16" Phantom II... 92.99 ea
AM7816 2.58" Phantom II... 102.99 ea

Oil Pressure

Full Sweep Mechanical 0-100 psi
Includes 10 nylon tubing, 1/8" and 1/4" NPT fittings. All oil pressure gauges measure in psi.
AM7521 2.1/16" Phantom II... 109.99 ea
AM7821 2.58" Phantom II... 114.99 ea

Full Sweep Electrical 0-100 psi
Includes 1/8" NPT sender and 8' wiring harness.
AM7553 2.1/16" Phantom II... 272.99 ea
AM7853 2.58" Phantom II... 256.99 ea

Short Sweep Electrical 0-100 psi
Includes 1/8" NPT sender & 1/4" NPT fitting.
AM7527 2.1/16" Phantom II... 122.99 ea
AM7827 2.58" Phantom II... 129.99 ea

Trans Temperature

Trans Temp gauges measure in °F.
Full Sweep Electrical 300-240°
Includes 1/8" NPT sender, 3/8", & 1/2" NPT fittings.
AM7557 2.1/16" Phantom II... 192.99 ea

Short Sweep Electrical 200-250°
AM7589 2.1/16" Phantom II... 104.99 ea
AM7857 2.58" Phantom II... 109.99 ea

Vacuum 30 in Hg

Full Sweep Mechanical
Includes 10 nylon tubing & universal "T" fitting.
AM7884 2.58" Phantom II... 114.99 ea

Voltmeter 8-18 Volts

Full Sweep Electrical
Note: With peak and warning.
AM7591 2.1/16" Phantom II... 154.99 ea

Short Sweep Electrical
AM7592 2.1/16" Phantom II... 84.99 ea
AM7891 2.58" Phantom II... 99.99 ea

Water Temperature

Full Sweep Mechanical 120°-240°
Includes 6 capillary tubing & 120° NPT fitting. All Water Temp gauges measure in °F.
AM7532 2.1/16" Phantom II... 129.99 ea
AM7832 2.58" Phantom II... 139.99 ea

Full Sweep Mechanical 140°-280°
Includes 6 capillary tubing & 120° NPT fitting. All Water Temp gauges measure in °F.
AM7531 2.1/16" Phantom II... 129.99 ea
AM7831 2.58" Phantom II... 142.99 ea

Full Sweep Electrical 100°-260°
AM7555 2.1/16" Phantom II... 202.99 ea
AM7855 2.58" Phantom II... 212.99 ea

Short Sweep Electrical 100°-260°
AM7537 2.1/16" Phantom II... 102.99 ea
AM7837 2.58" Phantom II... 112.99 ea



WARNING: Cancer and Reproductive Harm - www.P65Warnings.ca.gov

PERFORMANCE GAUGES



Performance Gauges



AMERICAN MUSCLE

The AMERICAN MUSCLE Street Rod Series features advanced hybrid dial technology combining AutoMeter's signature white Hi-Def LED illumination and fluorescent red pointers for maximum readability. The light intensity can be controlled through the optional LED Lighting Dimmer independently of your OE dash lighting (available separately).

Note: Most popular gauges are listed below. For items not listed visit our online.

Speedometers

160 MPH Electronic Programmable
 AM1288 5" AMER. MUSC. 352.99 ea
 AM1289 5" AMER. MUSC. 389.99 ea

140MPH/GPS Electronic Programmable
 AM1281 5" AMER. MUSC. 534.99 ea

Speedometer/Tach Combo
120 MPH, Electronic, 8000 RPM Tach
 AM1295 5" AMER. MUSC. 502.99 ea

In-Dash Tachometers

8000 RPM Electric
 AM1298 3.38" AMER. MUSC. 277.99 ea
 AM1299 5" AMER. MUSC. 276.99 ea

5" Quad Gauge
 Includes fuel, oil pressure, water temp, and voltmeter in a single 5" gauge.

0 Ohm - 90 Ohm Fuel Gauge
 AM1225 AMER. MUSC. 339.99 ea

240 Ohm - 33 Ohm Fuel Gauge
 AM1212 AMER. MUSC. 284.99 ea

Clock

Quartz movement with second hand.

Full Sweep Electrical
 AM1284 2 1/16" AMER. MUSC. 144.99 ea

Fuel Level - 0 Ω empty/90 Ω full
 Short Sweep Electrical
 AM1214 2 1/16" AMER. MUSC. 96.99 ea

Fuel Level - 240 Ω empty/33 Ω full
 Short Sweep Electrical
 Use AM3262 sender.

AM1217 2 1/16" AMER. MUSC. 102.99 ea

Oil Pressure

Full Sweep Mechanical 0-100 psi
 Includes 1/8" NPT sender, 1/8" and 1/4" NPT fittings. All oil pressure gauges measure in psi.

AM1219 2 1/16" AMER. MUSC. 104.99 ea

Short Sweep Electrical 0-100 psi
 Includes 1/8" NPT sender and 1/4" NPT fitting.

AM1226 2 1/16" AMER. MUSC. 122.99 ea

Trans Temperature

Trans Temp gauges measure in °F.
 Includes 1/8" NPT sender, 3/8", & 1/2" NPT fittings.

Full Sweep Electrical 100°-260°
 AM1257 2 1/16" AMER. MUSC. 199.99 ea

Short Sweep Electrical 100°-250°
 AM1249 2 1/16" AMER. MUSC. 109.99 ea

Voltmeter 8-18 Volts

Full Sweep Electrical
 AM1282 2 1/16" AMER. MUSC. 149.99 ea

Short Sweep Electrical
 AM1294 2 1/16" AMER. MUSC. 92.99 ea

Water Temperature

Full Sweep Mechanical
 Includes 6" capillary tubing and 1/20" NPT fitting. All Water Temp gauges measure in °F.

AM1232 2 1/16" AMER. MUSC. 145.99 ea

Short Sweep Electrical 100°-250°
 AM1236 2 1/16" AMER. MUSC. 114.99 ea

Full Sweep Electrical 100°-260°
 AM1255 2 1/16" AMER. MUSC. 136.99 ea



TRADITIONAL CHROME

TRADITIONAL CHROME gauges feature the trademarked competition appearance and rugged, reliable performance of a chrome bezel with black dial, white numbers and increments, bright orange pointers and perimeter incandescent lighting that make this line easy-to-read with a crisp, no-noise nostalgic appearance.

Note: Most popular gauges are listed below. For items not listed visit our online.

Speedometers

120 MPH Mechanical
 AM1242 3.38" TRADITIONAL 159.99 ea

140MPH/GPS Electronic Programmable
 AM1240 3.38" TRADITIONAL 422.99 ea

160 MPH Mechanical
 AM1244 3.38" TRADITIONAL 162.99 ea

160 MPH Electronic Programmable
 AM1248 3.38" TRADITIONAL 266.99 ea

In-Dash Tachometers

8000 RPM Electric
 AM1249 3.38" TRADITIONAL 209.99 ea

Ammeter 60-0-60

Short Sweep Electric Gauges
 AM1286 2 1/16" TRADITIONAL 72.99 ea

Clock

Quartz movement with second hand.

Full Sweep Electrical
 AM1285 2 1/16" TRADITIONAL 144.99 ea

Fuel Level - 0 Ω empty/30 Ω full
 Short Sweep Electrical
 AM1217 2 1/16" TRADITIONAL 72.99 ea

Fuel Level - 0 Ω empty/90 Ω full
 Short Sweep Electrical
 AM1214 2 1/16" TRADITIONAL 72.99 ea

Oil Pressure

Full Sweep Mechanical
 Includes 10 nylon tubing, 1/8" & 1/4" NPT fittings. All oil pressure gauges measure in psi.

AM1232 2 1/16" TRADITIONAL 84.99 ea

AM1232 0.20" TRADITIONAL 85.99 ea

Short Sweep Electrical 0-100 psi
 Includes 1/8" NPT sender & 1/4" NPT fitting.

AM1226 0.10" TRADITIONAL 109.99 ea

Oil Temperature

Full Sweep Mechanical, 2-1/16"
 Includes 6" capillary tubing and 1/2" NPT fitting. All oil temp gauges measure in °F.

AM441 140°-280° TRADITIONAL 119.99 ea

Short Sweep Electrical, 2-1/16"
 Includes 1/8" NPT sender, 3/8", & 1/2" NPT fittings.

AM2542 100°-250° TRADITIONAL 74.99 ea
 AM2543 140°-300° TRADITIONAL 74.99 ea

Trans Temperature

Trans Temp gauges measure in °F.
 Includes 1/8" NPT sender, 3/8", & 1/2" NPT fittings.

Full Sweep Mechanical, 2-1/16"
 AM2451 140°-280° TRADITIONAL 129.99 ea

Short Sweep Electrical, 2-1/16"
 AM2552 100°-250° TRADITIONAL 74.99 ea

Vacuum 30 in Hg

Full Sweep Mechanical
 Includes 10 nylon tubing and universal "T" fitting.

AM4484 2 1/16" TRADITIONAL 92.99 ea

Voltmeter 8-18 Volts

Short Sweep Electrical
 AM2592 2 1/16" TRADITIONAL 69.99 ea

Water Temperature

Full Sweep Mechanical, 2-1/16"
 Includes 6" capillary tubing and 1/20" NPT fitting. All Water Temp gauges measure in °F.

Note: Includes 12" of capillary tubing.

AM4242 120°-240° TRADITIONAL 126.99 ea
 AM4234 120°-240° TRADITIONAL 129.99 ea
 AM431 140°-280° TRADITIONAL 119.99 ea

Short Sweep Electrical, 2-1/16"
 AM2532 100°-250° TRADITIONAL 84.99 ea



Carbon Fiber

Carbon Fiber gauges give your interior the complete look of rapid acceleration even when the vehicle isn't moving. The clean, ray look of a crisp anodized aluminum bezel, an actual carbon fiber dial face, silver pointer and yellow accents with perimeter incandescent lighting give these gauges high visibility and style for any application.

Note: Most popular gauges are listed below. For items not listed visit our online.

Speedometers

140MPH/GPS Electronic Programmable
 AM4780 3.38" Carbon Fiber 448.99 ea

AM4881 5" Carbon Fiber 466.99 ea

160 MPH Electronic Programmable
 AM4789 3.38" Carbon Fiber 329.99 ea
 AM4889 5" Carbon Fiber 364.99 ea

160 MPH Mechanical
 AM4793 3.38" Carbon Fiber 186.99 ea

In-Dash Tachometers

10,000 RPM Electric
 AM4798 3.38" Carbon Fiber 232.99 ea
 AM4898 5" Carbon Fiber 303.99 ea

10,000 RPM Electric with Recall
 AM4894 5" Carbon Fiber 456.99 ea

Fuel Level - 0 Ω empty/90 Ω full
 Short Sweep Electrical
 AM4714 2 1/16" Carbon Fiber 86.99 ea

AM4814 2.58" Carbon Fiber 112.99 ea



AM4714 AM4721 AM4732

Fuel Level - 240 Ω empty/33 Ω full

Short Sweep Electrical
 Use AM3262 sender.

AM4716 2 1/16" Carbon Fiber 89.99 ea

Oil Pressure

Full Sweep Mechanical 0-100 psi
 Includes 10 nylon tubing & universal "T" fitting. All oil pressure gauges measure in psi.

AM4721 2 1/16" Carbon Fiber 126.99 ea
 AM4827 2.58" Carbon Fiber 139.99 ea

Short Sweep Electrical 0-100 psi
 Includes 1/8" NPT sender & 1/4" NPT fitting.

AM4722 2 1/16" Carbon Fiber 99.99 ea
 AM4821 2.58" Carbon Fiber 122.99 ea

Trans Temperature

Trans Temp gauges measure in °F.

Full Sweep Mechanical, 2-5/8"
 Includes 8" capillary tubing & 1/2" NPT fitting.

AM4851 140°-280° Carbon Fiber 182.99 ea

Short Sweep Electrical, 2-1/16"
 Includes 1/8" NPT sender, 3/8", & 1/2" NPT fittings.

AM4757 100°-250° Carbon Fiber 102.99 ea

Vacuum 30 in Hg

Full Sweep Mechanical
 Includes 10 nylon tubing & universal "T" fitting.

AM4780 2 1/16" Carbon Fiber 99.99 ea
 AM4884 2.58" Carbon Fiber 119.99 ea

Full Sweep Electrical, 2-5/8"
 Includes MAP sensor, universal "T" fitting and 8" wiring harness.

AM4871 2.58" Carbon Fiber 202.99 ea

Voltmeter 8-18 Volts

Short Sweep Electrical
 AM4792 2 1/16" Carbon Fiber 92.99 ea
 AM4891 2.58" Carbon Fiber 96.99 ea

Water Temperature

Full Sweep Mechanical 120°-240°
 Includes 6" capillary tubing and 1/20" NPT fitting. All Water Temp gauges measure in °F.

Note: Includes 12" of capillary tubing.

AM4732 2 1/16" Carbon Fiber 139.99 ea
 AM4832 2.58" Carbon Fiber 169.99 ea

Full Sweep Mechanical 140°-280°
 Includes 6" capillary tubing and 1/20" NPT fitting. All Water Temp gauges measure in °F.

Note: Includes 12" of capillary tubing.

AM4731 2 1/16" Carbon Fiber 132.99 ea
 AM4831 2.58" Carbon Fiber 162.99 ea

Short Sweep Electrical 100°-250°
 AM4737 2 1/16" Carbon Fiber 92.99 ea
 AM4837 2.58" Carbon Fiber 114.99 ea



In-Dash Speedos and Tachs

Our In-Dash Speedometers and Tachometers feature our famous high-performance movements and are designed with seamless dashboard mount for the ultimate driver information center. Available in a variety of configurations and sizes.

Important: Electric speedometers operate on 500-200,000 pulses/mile sending units. Use existing sending unit of vehicle is originally equipped with an electric speedometer. Use AM5291 to convert from mechanical drive to electric. Tachometers operate on 6, 8, or 8.33-cm engine with most factory or aftermarket ignitions. Some fuel gauges use the vehicle's stock sending unit. Measure resistance using an ohmmeter with the sending unit fully dry and empty, and full position to determine the correct fuel gauge.



Performance Gauges



COBALT

Gauges feature bright anodized Super Bezels and black dials with blue accents, white numbering and increments, cobalt blue "through-the-dial" patented LED lighting technology and glowing orange pointers for superior visibility. The light intensity can be controlled through an LED Lighting Dimmer (available separately) independent of your OE dash lighting.

Note: Most popular gauges are listed below. For items not listed visit us online.

Speedometers

160 MPH Electronic Programmable
 AM6288 3.38" COBALT 319.99 ea
 AM6289 5" COBALT 319.99 ea

In-Dash Tachometers

10,000 RPM, Electric
 AM6297 3.38" COBALT 234.99 ea
 AM6298 5" COBALT 266.99 ea

Full Level - 0 to 0 empty/90 0 full

Short Sweep Electrical
 AM6113 2.1/16" COBALT 86.99 ea
 AM6121 2.5/8" COBALT 94.99 ea

Full Level - 240 0 empty/33 0 full

Short Sweep Electrical, 2-1/16"
 Use AM3262 sender.

AM6116 2.1/16" COBALT 89.99 ea
 AM6116 2.5/8" COBALT 96.99 ea

Oil Pressure 0-100 psi

Full Sweep Mechanical
 Includes 10 nylon tubing, 1/8" and 1/4" NPT fittings. All oil pressure gauges measure in PSI.

AM6121 2.1/16" COBALT 94.99 ea
 AM6121 2.5/8" COBALT 114.99 ea

Full Sweep Electrical

Includes 18" NPT sender and 8' wiring harness.

AM6153 2.1/16" COBALT 264.99 ea
 AM6153 2.5/8" COBALT 269.99 ea

Short Sweep Electrical

Includes 18" NPT sender and 1/4" NPT fitting.

AM6127 2.1/16" COBALT 129.99 ea
 AM6127 2.5/8" COBALT 129.99 ea

Trans Temperature

Includes 18" NPT sender, 3/8", and 1/2" NPT fittings.

AM6157 2.1/16" COBALT 186.99 ea
 AM6149 2.1/16" COBALT 102.99 ea
 AM6149 2.5/8" COBALT 109.99 ea

100 Nylon 30 in Hg

Includes 10 nylon tubing and universal "T" fitting.

Full Sweep Mechanical
 AM61984 2.5/8" COBALT 102.99 ea

Voltmeter 8-18 Volts

Full Sweep Electrical
 Note: With peak and warning.

AM6191 2.1/16" COBALT 144.99 ea
 AM6192 2.1/16" COBALT 82.99 ea
 AM6191 2.5/8" COBALT 102.99 ea

Water Temperature

Full Sweep Mechanical 120°-240°
 Includes 6' capillary tubing and 1/20" NPT fitting. All Water Temp gauges measure in °F.

AM6132 2.1/16" COBALT 122.99 ea
 AM6132 2.5/8" COBALT 142.99 ea

Full Sweep Mechanical 140°-280°

Include 6' capillary tubing & 1/2" NPT fitting.


AM6131 2.1/16" COBALT 119.99 ea
 AM6131 2.5/8" COBALT 142.99 ea

Full Sweep Electrical 100°-260°

AM6155 2.1/16" COBALT 192.99 ea
 AM6155 2.5/8" COBALT 192.99 ea

Short Sweep Electrical 100°-250°

AM6137 2.1/16" COBALT 99.99 ea
 AM6137 2.5/8" COBALT 114.99 ea



Z-Series C2 gauges feature bright anodized Super Bezels and white dials with black numbering and increments, intense blue "full-dial" patented LED lighting technology and glowing orange pointers for superior visibility. The light intensity can be controlled through an LED Lighting Dimmer (available separately) independent of your OE dash lighting.

Note: Most popular gauges are listed below. For items not listed visit us online.

Speedometers

160 MPH Electronic Programmable
 AM7288 3.38" C2 302.99 ea
 AM7289 5" C2 282.99 ea

In-Dash Tachometers

10,000 RPM Electric
 AM7297 3.38" C2 236.99 ea
 AM7298 5" C2 252.99 ea

Clock

Quartz movement with second hand.

Full Sweep Electrical
 AM7185 2.1/16" C2 146.99 ea

Full Level - 0 to 0 empty/90 0 full

Short Sweep Electrical
 AM7113 2.1/16" C2 89.99 ea

Full Level - 240 0 empty/33 0 full

Short Sweep Electrical
 Use AM3262 sender.

AM7116 2.1/16" C2 82.99 ea

Oil Pressure

Full Sweep Mechanical 0-100 psi
 Includes 10 nylon tubing, 1/8" and 1/4" NPT fittings. All oil pressure gauges measure in PSI.

AM7121 2.1/16" C2 99.99 ea

Full Sweep Electrical 0-100 psi

Includes 18" NPT sender & 8' wiring harness.

AM7151 2.1/16" C2 209.99 ea
 AM7127 2.1/16" C2 122.99 ea

Trans Temperature

Trans Temp gauges measure in °F.

Includes 18" NPT sender, 3/8", & 1/2" NPT fittings.

Full Sweep Electrical 100°-260°
 AM7157 2.1/16" C2 172.99 ea

Short Sweep Electrical 100°-250°

AM7149 2.1/16" C2 96.99 ea

Voltmeter 8-18 Volts

Full Sweep Electrical
 AM7180 2.1/16" C2 129.99 ea

Short Sweep Electrical

AM7192 2.1/16" C2 86.99 ea

Water Temperature

Full Sweep Mechanical 120°-240°
 Includes 6' capillary tubing and 1/20" NPT fitting. All Water Temp gauges measure in °F.

AM7132 2.1/16" C2 129.99 ea

Full Sweep Mechanical 140°-280°

Includes 6' capillary tubing and 1/20" NPT fitting. All Water Temp gauges measure in °F.

AM7131 2.1/16" C2 124.99 ea

Full Sweep Electrical 100°-260°

AM7155 2.1/16" C2 192.99 ea

Short Sweep Electrical 100°-250°

AM7137 2.1/16" C2 99.99 ea

Z-Series

Z-Series gauges feature race quality mechanisms, a black Super Bezel with black dial, white numbers and increments, bright orange pointers, and perimeter incandescent lighting that make this line easy-to-read.

Note: Most popular gauges are listed below. For items not listed visit us online.

Speedometers

80 MPH Mechanical
 AM2690 3.38" Z-Series 152.99 ea

120 MPH Mechanical

AM2692 3.38" Z-Series 152.99 ea

160 MPH Mechanical

AM2694 3.38" Z-Series 152.99 ea

160 MPH Electronic Programmable

AM2688 3.38" Z-Series 202.99 ea
 AM2688 5" Z-Series 209.99 ea

In-Dash Tachometers

5000 RPM Electric
 AM2697 2.1/16" Z-Series 182.99 ea

6000 RPM Electric

AM2695 3.38" Z-Series 179.99 ea

8000 RPM Electric

AM2698 2.1/16" Z-Series 184.99 ea
 AM2699 3.38" Z-Series 196.99 ea
 AM2697 5" Z-Series 214.99 ea

Ammeter 60-0-60

Short Sweep Electrical
 AM2684 2.1/16" Z-Series 66.99 ea

Clock

Quartz movement with second hand.

Full Sweep Electrical
 AM2632 2.1/16" Z-Series 146.99 ea

Fuel Level - 0 to 0 empty/30 0 full

Short Sweep Electrical
 AM2641 2.1/16" Z-Series 76.99 ea

Fuel Level - 0 to 0 empty/90 0 full

Short Sweep Electrical
 AM2641 2.1/16" Z-Series 76.99 ea

Fuel Level - 240 0 empty/33 0 full

Short Sweep Electrical
 Use AM3262 sender.

AM2643 2.1/16" Z-Series 79.99 ea

Oil Pressure

Full Sweep Mechanical 0-100psi
 Includes 10 nylon tubing, 1/8" and 1/4" NPT fittings. All oil pressure gauges measure in PSI.

AM2604 2.1/16" Z-Series 82.99 ea

Full Sweep Mechanical 0-200psi

Includes 10 nylon tubing, 1/8" and 1/4" NPT fittings. All oil pressure gauges measure in PSI.

AM2605 2.1/16" Z-Series 84.99 ea

Short Sweep Electrical 0-100psi

Includes 18" NPT sender & 1/4" NPT fitting.

AM2606 2.1/16" Z-Series 114.99 ea

Trans Temperature

Trans Temp gauges measure in °F.

Includes 18" NPT sender, 3/8", & 1/2" NPT fittings.

Full Sweep Mechanical, 2-1/16"
 AM2615 Z-Series, 140°-280° 122.99 ea

Short Sweep Electrical, 2-1/16"

AM2640 Z-Series, 100°-250° 86.99 ea

Vacuum 30 in Hg

Full Sweep Mechanical
 Includes 10 nylon tubing and universal "T" fitting.

AM2610 2.1/16" Z-Series 89.99 ea

Voltmeter 8-18 Volts

Short Sweep Electrical
 AM2645 2.1/16" Z-Series 62.99 ea

Water Temperature

Full Sweep Mechanical 120°-240°
 Includes 6' capillary tubing and 1/20" NPT fitting. All Water Temp gauges measure in °F.

AM2607 2.1/16" Z-Series 124.99 ea

Full Sweep Mechanical 140°-280°

Includes 6' capillary tubing and 1/20" NPT fitting. All Water Temp gauges measure in °F.

AM2606 2.1/16" Z-Series 119.99 ea

Short Sweep Electrical 100°-250°

AM2635 2.1/16" Z-Series 86.99 ea



Full Sweep Electric Gauges

Powered by digital microprocessor-controlled, rugged stepper motor drives and laboratory grade sending units, Full Sweep Electric Gauges combine extreme durability and readability of 270 degree sweep mechanical gauges with the easy installation and safe operation of short sweep electrics. Track tested and race proven, these units use precision senders to keep hazardous fluids out of the driver compartment and perform gauge calibration and sensor diagnostics at power up for extreme accuracy, every time.

Short Sweep Electric Gauges

Advanced 90 degree air core movements and three wire installation characterize these Short Sweep Electric Gauges. Electric sending units keep hazardous fluids in the engine compartment, sending collected data via an electrical signal to quick reacting, precise air core movements to give you all the information that you need.

Performance Gauges



DD10701

USA Universal Digital Gauge Set

These Odyssey Series II and Odyssey Solarix digital gauge sets give any plain dash an old school design with a modern digital display. These six piece gauge sets include: 3-3/8" speedometer and tachometer, 2-1/16" oil pressure, water temperature, voltmeter, and fuel gauge. Includes: oil pressure, water temperature, and speed senders. Fuel gauge works with most OEM and aftermarket senders. Available with chrome or black bezels.

- Odyssey Series II - Non-Glare Teal Display**
 DD10701 with chrome bezels 793.99 set
 DD10702 with black bezels 793.99 set
- Solarix Series - High Contrast Blue Display**
 DD10703 with chrome bezels 793.99 set
 DD10704 with black bezels 793.99 set



ST8090



ST8092

1-1/2" Mini-Triple Gauge Set

Mini gauge panels for 1-1/2" dial gauges, mechanical oil/water temperature gauge, voltmeter, mechanical oil pressure gauge. Includes: 72" capillary tubing with 5/8" NPT thread and 1/4", 3/8", and 1/2" adapters. Requires hook up wire for voltmeter. Includes 12 Volt internal lighting. Designed for 12 Volt negative ground systems.

ST8090 black face/black panel 44.99 set
 ST8092 white face/chrome panel 44.99 set



B9333B - components



B9333B



B - blue G - green R - red W - white

Features Include:

- 2-1/16" diameter and 1-1/2" deep
- Automatic night-dimming and 1-in-dash mounting hardware
- Absolute brightest LEDs available
- No sender needed
- Oil Pressure displays 0 to 80 PSI accuracy and universally adaptable. It is accurate, super bright, and intelligent all in one.

USA 3 Gauge LED Bar Graph Set

With the absolute brightest LEDs available, this sharp looking 3 gauge bar graph panel features voltmeter, water temperature, and oil pressure showcased in a black bezel. Sending units and mounting hardware are included. Voltmeter is microprocessor controlled with 12.0 to 16.0 Volts accuracy.

Note: When ordering, please add the correct suffix: B - blue, G - green, R - red, or W - white.

B9333 219.99 set



M9333B



B - blue G - green R - red W - white

Features Include:

- Voltmeter is microprocessor controlled with 7.0 to 18.0 volts accuracy
- Oil Pressure displays 0 to 100 PSI accuracy and universally adaptable.
- Water Temperature has 18-255 Fahrenheit degree accuracy

USA 3 Gauge LED Digital Set

Intellitronix universal digital LED 2-1/16" diameter 3 gauge panel. Feature the brightest LEDs available, this sharp looking 3 gauge digital panel includes voltmeter, water temperature, and oil pressure showcased in a black bezel. Sending units and mounting hardware are included.

Note: When ordering, please add the correct suffix: B - blue, G - green, R - red, or W - white.

M9333 184.99 ea



Super Tach II

Bosch's Super Tach II features internal dial lighting, accurate air coil meters, 250 degree dial sweep, 8000 RPM limit and adjustable red line pointer. Works on 4, 6, or 8 cylinder engines. Functions with breaker point, electronic and most aftermarket ignition systems except magnetos. Includes mounting hardware. Available 3-3/8" with white dial.

ST7903 chrome bezel 54.99 ea



67005C



67005C - face view



670055C

Slim Design Tachometer

This new generation, slim design tachometer is 35% thinner, offering better clearance for dash and pillar mounted applications. For all 4, 6, and 8 cylinder engines. Modern touch pad controls. Includes mounting bracket. These tachs are available in three versions: memory recall of highest RPM, memory recall with adjustable external shift light, and memory recall with adjustable internal shift light. All tachs are 5" in diameter with an 11,000 RPM range. Shift lights operate independently from a tachometer and are adjustable from 3000-12,000 RPM in 200 RPM increments.

67005C shift light - black case 43.99 ea
 670055C shift light - silver case 46.99 ea



Tachometer Signal Filter

AutoMeter tachometer signal filter. These filters are designed to correct erratic tach function by filtering out the interference or spiky pulse signals often caused by points or noisy ignition systems.

AM9116 universal 30.99 ea



Performance Gauges

ULTRA-LITE



3-3/4" Pedestal Tachometers

8000 RPM		
AM5780	Phantom.....	229.99 ea
AM3780	SPORT-COMP.....	229.99 ea
AM2895	TRADITIONAL.....	216.99 ea
AM3781	ULTRA-LITE.....	234.99 ea
AM2894	Z-Series.....	203.99 ea
8000 RPM Short Sweep		
AM2897	TRADITIONAL.....	226.99 ea
10,000 RPM		
<i>Note: * With remote mount switch.</i>		
AM3700	SPORT-COMP.....	229.99 ea
AM6604*	ULTRA-LITE with recall.....	406.99 ea
10,000 RPM Mini Monster		
AM7290	C2.....	302.99 ea
AM6290	COBALT.....	312.99 ea
AM5990	ES.....	269.99 ea
AM7390	NV.....	302.99 ea
AM7590	Phantom II.....	286.99 ea
AM3690	SPORT-COMP II.....	304.99 ea
AM4990	ULTRA-LITE II.....	302.99 ea

SPORT-COMP



5" Pedestal Tachometers

8000 RPM		
AM3980	SPORT-COMP.....	250.99 ea
8000 RPM - External Shift Light		
AM3905	SPORT-COMP.....	376.99 ea
9000 RPM - Memory, 2 Stage, Shift Light, Dual Range		
AM6854	ULTRA-LITE.....	474.99 ea
9000 RPM - Memory, 2 Stage, Shift Light, Single Range		
AM6856	ULTRA-LITE.....	469.99 ea
9000 RPM with 4 Stage Light and Recall		
AM6835	Carbon Fiber.....	602.99 ea
AM6832	ULTRA-LITE.....	589.99 ea
10,000 RPM - Memory & 2 Stage External Shift Light		
AM3906	SPORT-COMP.....	439.99 ea
10,000 RPM - Memory		
AM5795	Phantom.....	386.99 ea
10,000 RPM		
AM3900	SPORT-COMP.....	244.99 ea
AM3910	ULTRA-LITE.....	256.99 ea
10,000 RPM - Dial Shift Light		
AM3903	SPORT-COMP.....	352.99 ea

Carbon Fiber



5" Pedestal Tachometers

10,000 RPM - External Shift Light		
AM7299	C2.....	336.99 ea
AM4899	Carbon Fiber.....	409.99 ea
AM6299	COBALT.....	336.99 ea
AM5999	ES.....	320.99 ea
AM7499	NV.....	289.99 ea
AM5899	Phantom.....	378.99 ea
AM7599	Phantom II.....	336.99 ea
AM3904	SPORT-COMP.....	376.99 ea
AM3699	SPORT-COMP II.....	349.99 ea
AM3911	ULTRA-LITE.....	379.99 ea
AM4999	ULTRA-LITE II.....	349.99 ea
11,000 RPM with 4 Stage Light and Recall		
AM6836	Carbon Fiber.....	596.99 ea
AM6834	ULTRA-LITE.....	579.99 ea
11,000 RPM - Memory, 2 Stage Shift Light		
Single Range		
AM6858	ULTRA-LITE.....	459.99 ea
11,000 RPM - Memory, 2 Stage Shift Light & Dual Range		
AM6855	ULTRA-LITE.....	436.99 ea



WARNING: Cancer and Reproductive Harm - www.P65Warnings.ca.gov

DASH & CONSOLE COMPONENTS

Gauge Accessories



1959 Speedometer Adapter

Adapter is made from polished billet aluminum and is used when installing an aftermarket 5" gauge in the center dash hole on 1959 full size and El Camino models. The 1959 outer gauge holes will accept any aftermarket 2-1/16" gauge with no adapter necessary.
 B7006 1959 5" adapter 59.99 ea

New!



1959-60 Dash Gauge Housing Bezel Kit

Reproduction gauge housing bezel set for 1959-60 Chevrolet full size models. These high-quality gauge bezels are manufactured to factory specifications from high-quality polished stainless steel. These bezels fit the fuel, temperature, and generator/oil gauges.
 L05124 1959-60 3 piece 45.99 set



1961-62 Dash Gauge Adapters

Adapters are used when installing aftermarket 2-1/16" gauges in the dash on 1961-62 full size models. Polished billet aluminum adapter bezels are sold in a set of three as shown.

B7503 1961-62 3 piece 89.99 set



1992-96 Gauge Pillar and Pod

Full pillar pods and standard gauge pods are the easiest way of adding additional gauges to your interior while maintaining a factory look. They easily attach to your A-Pillar covering your existing stock pillar. These pillar pods are available in black ABS and can be painted to match the color of your interior. The full pillars feature mounting holes for three 2-1/16" gauges. The standard pods are available for a single 2-1/16" gauge.
Important: Gauges sold separately.

Full Pillar with Triple 2-1/16" Gauge Holes
 AM12234 1992-96 black 109.99 ea
Standard Pod with Single 2-1/16" Gauge Hole
 AM10234 1992-96 black 37.99 ea



Gauge Mount Panel

Mount your aftermarket 2-1/16" and 2-5/8" gauges the old school way on these aluminum mounting plates. Manufactured in aluminum for strength, these gauge panels also give your interior a hard core, no-nonsense look. Gauge mount brackets sold separately. Gauge bracket sets include a set of brackets and hardware to mount 3 gauges.

For 2-1/16" Gauges	
AM2236	1 hole panel 23.99 ea
AM2237	2 hole panel 26.99 ea
AM2238	3 hole panel 28.99 ea

For 2-5/8" Gauges	
AM3231	1 hole panel 25.99 ea
AM3232	2 hole panel 27.99 ea
AM3233	3 hole panel 32.99 ea

Gauge Mounting Brackets	
2-1/16" Gauge Mount Bracket	AM2230 set of 3 16.99 set
2-5/8" Gauge Mount Bracket	AM3245 set of 3 16.99 set



Chrome Cup Gauge Mount Pedestal

AutoMeter 2-5/8" chrome gauge mounting cups. For use with electric or mechanical gauges.


Note: Will not work with Auto Gauge.
 AM3201 electric gauges 46.99 ea
 AM3203 mechanical gauges 49.99 ea



Gauge Mount Angle Rings

AutoMeter 2-1/16" and 2-5/8". These quality molded black composite rings angles AutoMeter 2-1/16" and 2-5/8" gauges 15 degrees for easier viewing. Sold in package of three.

Note: Gauge brackets must be modified to fit.
 AM2234 2-1/16" 18.99 set
 AM3244 2-5/8" 23.99 set



Under Dash Gauge Panel

Retro style deep finned gauge panels, beautifully cast in quality aluminum for 2-1/16" and 2-1/8" gauges. The deep fins reflect the famous head designs of the hot rod era. Mounting flange is undrilled for custom configurations.

A5700250	1 hole panel 48.99 ea
A5700251	2 hole panel 54.99 ea
A5700252	3 hole panel 64.99 ea
A5700253	4 hole panel 78.99 ea



Universal Gear Indicator Sending Unit

Gear shift position sending unit for use with all Dakota Digital Instrument Systems with gear shift position indicators. This unit includes universal mounting hardware to fit Powerledge, TH350, TH400, 2004R, 7004R, 4L60, 4L60E, 4L80, and 4L80E. Easy installation and fully push button adjustable with no magnets to align! The Decoder can be mounted inside the vehicle for easy access and also features built-in neutral safety switch and back-up light circuit.
 DD1000 128.99 ea



Quick-Lite Shift-Lite

Ultra-Fast response, vibration resistant amber LED light. Compatible with all external shift light tachometers and DPSS controllers sold separately.

AM5330	black 84.99 ea
AM5331	silver 76.99 ea
AM5329	chrome 104.99 ea

Gauge Accessories



Super-Lite 12 LED Shift-Lite

A brighter LED illuminated version of the Shift-Lite. This light uses 12 bright amber LEDs and features a three position brightness switch. Available in black or silver. Use with external, non-LED based, shift light tachometers or DPSS controller sold separately.

AM5332 black..... 129.99 ea
AM5333 silver..... 129.99 ea



LE194R LE194B LE194A

LED Replacement Colored Gauge Bulbs

Upgrade your standard instrument lighting with intense LEDs. For all AutoMeter gauges (except clocks, AF ratio, and Auto Gauge), speedometers and tachometers. Does not work with Digital and LED lit gauges (i.e. COBALI, C2, NV, Phantom II, SPORT-COMP II, ULTRA-LITE II). Sold individually.

194 Series Bulbs

LE194R red..... 9.99 pr
LE194G green..... 9.99 pr
LE194B blue..... 9.99 pr
LE194A amber..... 9.99 pr
LW194W white..... 9.99 pr

Tachometer Bulbs

Replaces the small twist-in bulb on the front "shield".

AM3294 red..... 16.99 ea
AM3295 green..... 17.99 ea
AM3296 blue..... 22.99 ea
AM3297 amber..... 14.99 ea



Light Bulb Covers

For optional lighting color or most gauges. Does not work with Digital and LED lit gauges (i.e. COBALI, C2, NV, Phantom II, SPORT-COMP II, ULTRA-LITE II). Set of 3.

AM3215 green..... 7.99 set
AM3214 red..... 7.99 set
AM3207 blue..... 8.99 set
AM3208 yellow..... 12.99 set

New!



T1-3/4 Wedge Bulb

Incandescent replacement bulb T1-3/4 Wedge, 1.3W, for 5" Monster Tach.

AM3218 bulb..... 7.99 ea
AM3219 bulb and socket..... 11.99 ea

New!




1958-96 Replacement Bulb and Socket

Replacement bulb and socket for 2-1/16" and 2-5/8" gauges (steel cases). Also used in some tachometers and speedometers.

AM3211 1958-96..... 8.99 ea

New!



Universal Fuel Sending Unit

Universal 5 bolt fuel sending unit for use with AutoMeter universal fuel gauges. This universal type fuel sender is used with gauges that require 240Ω empty and 33Ω full and can be adjusted for tanks from 5" to 24" deep. Modification to fuel tank is required.

AM3262..... 54.99 ea

New!



Internal Float Fuel Sending Unit

Get reliable fuel gauge readings with this internal float fuel sending unit. This advanced design provides accurate readings without fluctuations due to fuel slosh. Because this internal float design requires no float arm, it is far more resistant to corrosion, even with racing fuels. All sending units mount to the tank with the standard 5 bolt mounting flange and are available in sizes from 4" to 24".

Important: Sending unit should not touch bottom of tank. When the fuel gauge reads empty, the area below the sending unit is reserve fuel.

Note: Sending units are available in lengths from 4" to 24" and are sold in 1" increments. Please add the desired length to the end of the part number, e.g. 06 = 6", 11 = 11"

0-90 Ohm

A81010 4-12" sending units..... 127.99 ea
A81011 13-24" sending units..... 137.99 ea

240-33 Ohm

A81012 4-12" sending units..... 127.99 ea
A81013 13-24" sending units..... 137.99 ea

New!



Copper Tubing Set

For mechanical pressure gauges (except fuel, nitrous, or brake pressure gauges). Includes: 6 feet of 1/8" copper line, 1/8" NPT male to 1/8" compression fitting, 1/8" NPT female to 1/8" compression fitting, grommet, and 1/8" NPT to 1/4" NPT bushing.

AM3224 copper tubing..... 18.99 set



Set Includes:

- 2 Green turn indicators
- 1 Blue hi-beam indicator
- 1 Red park brake indicator
- Terminal and connectors

1958-96 LED Indicator Wiring Set

Designed for custom dash panels, this is a set of LED indicator lamps for turn signal, parking brake and high beams.

500626 1958-96..... 24.99 set



Universal Gauge Harness

If you want to keep your under dash area organized or you think that you need to remove gauges from time to time then you need to install our universal gauge harness. It will connect all major brand gauges including AutoMeter and VDO and works with most dash layouts and sizes.

Universal Gauge Harness

30301 for cable driven speedometer..... 88.99 ea
30302 for electric speedometer..... 88.99 ea

1/8" Indicator Lamps

80200 amber..... 6.99 ea
80201 red..... 6.99 ea
80202 green..... 6.99 ea

5/16" Indicator Lamps

80203 amber..... 8.99 ea
80204 red..... 7.99 ea
80205 green..... 8.99 ea
80206 blue..... 8.99 ea

1/2" Indicator Lamps

80208 amber..... 7.99 ea
80209 red..... 9.99 ea
80210 green..... 9.99 ea
80211 blue..... 9.99 ea

RetroSound In-Dash Audio

chrome faceplate/bezel



1958

RL1958C - chrome face, chrome buttons, chrome knobs

chrome faceplate/bezel



1963-64

RL6364C - chrome face, chrome buttons, chrome knobs

black faceplate/bezel



1973-84

RL7384D - black face, black buttons, chrome knobs

Includes Retro Style Metal Knobs!



- SiriusXM-Ready*
- Made-For-iPod/iPhone® + Handsfree Bluetooth
- AM/FM RDS Tuner with 30 Presets
- 25 watts x 4 RMS/45 watts x 4 Power Output
- Dual RCA Pre-outs + Subwoofer Output
- Rear Mounted USB Ports and Two Auxiliary Inputs for Apple® or Other Mobile Devices

1958-84 Long Beach Radio

The Long Beach radio is SiriusXM-Ready* and the only Apple®-licensed Made-For-iPod® radio for your classic car! Play and charge your iPod®, iTunes® or iPhone® through your audio system. The Long Beach also has built-in Bluetooth® for handsfree calling as well as wireless audio streaming from any Android®-based phone or iPhone®. Featuring push button styling and a new 32,000 color display, the Long Beach looks like the original radio but offers the most modern technology available for your classic ride.

Important: SiriusXM satellite radio requires monthly subscription and radio tuner (sold separately.) For radio tuner see part #XM300.

Note: Please add suffix to part number when ordering: "C" for chrome (chrome radio, buttons, knobs and bezel, or "B" for black (black radio and buttons with chrome knobs and bezel). *Offered in chrome only.

RL1958	1958	384.99 kit
RL5960C	1959-60	384.99 kit
RL6162C	1961-62	chrome only	384.99 kit
RL6364	1963-64	384.99 kit
RL6566	1965-66	384.99 kit
RL6768	1967-68	384.99 kit
RL6972	1969-72	384.99 kit
RL7384	1973-84	384.99 kit
RL7384D	1973-84	black radio/bezel	384.99 kit



1961-62 - shown installed

1959-60

Includes chrome bezel



RH5960C - chrome face, chrome buttons, chrome knobs

chrome faceplate/bezel



RH6566B - black face, black buttons, chrome knobs

Includes Retro Style Metal Knobs!



- LCD Display with Selectable White or Green Illumination
- AM/FM Tuner with 30 Presets and RDS
- 2 Rear Auxiliary Inputs
- Two Sets of RCA Low Level Outputs
- Plays MP3/WMA Files Via USB Input

1958-84 Hermosa Radio

The RetroSound Hermosa series radio offers modern technology combined with a classic look, down to authentic push button styling and metal knobs. Now includes Built-in Bluetooth® wireless technology for handsfree phone operation and wireless audio streaming from iPhone® or Android®-based phones. The Hermosa plays your digital WMA or MP3 music files through its rear USB input, or you can plug in your iPod® or portable MP3 player through the rear auxiliary inputs. It also features a new dual color (green or white) display, front and rear RCA pre-outs and a built-in 25 watts x 4 channel RMS amplifier.

Note: Please add suffix to part number when ordering: "C" for chrome (chrome radio, buttons, knobs and bezel, or "B" for black (black radio and buttons with chrome knobs and bezel). *Offered in chrome only.

RH1958	1958	314.99 kit
RH5960C	1959-60	chrome only	314.99 kit
RH6162C	1961-62	chrome only	314.99 kit
RH6364	1963-64	314.99 kit
RH6566	1965-66	314.99 kit
RH6768	1967-68	314.99 kit
RH6972	1969-72	314.99 kit
RH7384	1973-84	314.99 kit
RH7384D	1973-84	black face/bezel	314.99 kit



RS7173

- Functional Wonderbar Center button
- SiriusXM-Ready*
- Made-For-iPod/iPhone® + Handsfree Bluetooth
- Stream Wireless Audio From iPhone® or Android®-based Phones
- AM/FM RDS Tuner with 30 Presets
- 32,000 Color LCD Illumination
- 25 Watts x 4 RMS/45 Watts x 4 Power Output
- Dual RCA Pre-outs + Subwoofer Output
- Rear Mounted USB Ports & Two Auxiliary Inputs for Apple® or Other Mobile Devices

1958 Wonderbar Radio

The new RetroSound Wonderbar looks like the original radio but offers the most modern technology available for your classic ride. Mounts seamlessly into your dash, with no additional faceplates or bezels needed. The functional Wonderbar push-button can seek forward or backward depending on which side of the Wonderbar the driver presses. Includes radio head unit, knobs, harness, and mounting hardware.

Important: SiriusXM satellite radio requires monthly subscription and radio tuner (sold separately). For XM radio tuner see part #XM300.

Chrome Face with Chrome Knobs 379.99 kit
RS7172 1958

Chrome Face with Chrome/Black Dot Knobs 379.99 kit
RS7173 1958



RG6784C

Includes Retro Style Metal Knobs!



- Rear Auxiliary Input
- Authentic Push Button Styling
- 18 Watts x 4 RMS/40 Watts x 4 Peak Power Output
- AM/FM Tuner with 30 Presets
- LCD Display with Enhanced Viewing Angle

1958-84 Laguna AM/FM Radio

The Laguna AM/FM radio couples a classic retro appearance with modern electronics and advanced technology. Features 30 station presets, rear auxiliary input and the exclusive "Infinimount" shaft bracket system which allows you to adjust the radio shaft to fit virtually any OE radio opening. Includes authentic retro style metal knobs for a factory original appearance.

Includes: Chrome Radio, Buttons, Bezel, and Knobs

RG5960C	1959-60	209.99 ea
RG6162C	1961-62	209.99 ea
RG6364C	1963-64	209.99 ea
RG6566C	1965-66	209.99 ea
RG6784C	1967-84	209.99 ea

In-Dash Audio

Get the OE look with today's technology with an Antique Automobile Radio.

1959-60



B9114

1969-70



B9120



1958-70 Modern Reproduction Radio

Get the exact look and feel of your original radio with the performance you expect from today's technology. Inside each radio case is a digital AM/FM tuner system with a 180 watt RMS power amplifier and RCA inputs for iPod®, MP3, or satellite radio. Bluetooth compatible. Two powerful microprocessors monitor the controls to precisely imitate the original function while pumping out a clean, powerful sound. Fits into stock location without dash modification. Includes: die-cast chrome knobs, faceplates, where applicable. Made in USA.

B9118	1958	Wonderbar radio	\$49.99 ea
B9114	1959-60	Wonderbar radio	\$49.99 ea
B9119	1961-62	radio	\$49.99 ea
B9115	1963	radio	\$49.99 ea
B9116	1964	radio	\$49.99 ea
B9120	1969-70	radio	\$49.99 ea

New!



MU222



MU224

- Bluetooth
- 300 Watts Peak Power
- 2 AUX Inputs
- Customizable LCD
- 4 Channel RCA Pre-outs
- Separate Tone Control
- Subwoofer Pre-out
- RDS Tuner

1958-72 USA-740 Bluetooth Radio

The USA-740 offers the same classic look that Custom Autosound has always been known for with today's latest features. Built-in Bluetooth allows you to answer calls and stream music from your Bluetooth compatible device. The AM/FM RDS tuner shows station, song, and artist on the customizable LCD. The USA-740 can fully control the optional CD-1 compact disc player.

MU222	1958	Impala	\$69.99 ea
MU223	1959-60	Impala	\$69.99 ea
MU224	1961-62	Impala	\$69.99 ea
MU225	1963-64	Impala	\$69.99 ea
MU226	1965	Impala	\$69.99 ea
MU227	1966	Impala	\$69.99 ea
MU228	1967-68	Impala	\$69.99 ea
MU229	1969	Impala	\$69.99 ea
MU230	1970-72	Impala	\$69.99 ea



MU211C

1958-84 USA-230 AM/FM Stereo

Custom Autosound's USA-230 is an excellent choice for classic car enthusiasts looking for a more affordable radio without sacrificing quality electronics and a classic stereo look. It has been designed to fit in the stock dash without any modifications required. The USA-230 has the same appearance and all of the features offered in our USA-630 model simply without USB port, iPod dock and CD-changer control. The USA-230 does provide an auxiliary input which can connect to iPods, iPhones, satellite radio tuners or any other device with a headphone jack. It also boasts a Channel RCA pre-outs and a digital display with electronic tuner, 16 station pre-sets and a 4 way fader. With 200 watts peak, (4 x 50).

Note: *Includes chrome dash bezel.

MU201C	1958	207.99 ea
MU202C*	1959-60	207.99 ea
MU211C	1961-62	207.99 ea
MU203C	1963-64	207.99 ea
MU204C	1965	207.99 ea
MU205C	1966	207.99 ea
MU206C	1967-68	207.99 ea
MU207C	1969	207.99 ea
MU208C	1970-72	207.99 ea
MU209C	1973-77	207.99 ea
MU210C	1978-84	207.99 ea



MU614C

1958-84 USA-630 AM/FM Stereo

Custom Autosound's USA-630 is designed to provide the best in audio technology wrapped in a classic stereo look. It will fit your vehicle's stock dash without any modifications required. Modern features like a USB input for flash drives to playback MP3/WMA song files and a dock for your iPod. When connected to these devices the radio's digital display will show artist, song, album titles and allow song navigation through the radio itself. The USA-630 is compatible with our optional BLUKIT which enables bluetooth music streaming from your enabled phone as well as handsfree mobile calling through the vehicle's speakers and BLUKIT's built-in microphone. With 300 watts peak the radio provides plenty of power but additionally contains four RCA pre-outs for optional amplifiers. It also includes Auxiliary inputs for satellite radio tuners, iPhones or any portable player you may wish to use.

Note: For BLUKIT see part #A910300. *Includes chrome dash bezel.

MU601C	1958	265.99 ea
MU602C*	1959-60	265.99 ea
MU614C	1961-62	265.99 ea
MU603C	1963-64	265.99 ea
MU604C	1965	265.99 ea
MU605C	1966	265.99 ea
MU606C	1967-68	265.99 ea
MU607C	1969	265.99 ea
MU608C	1970-72	265.99 ea
MU609C	1973-77	265.99 ea
MU610C	1978-84	351.99 ea

New!



1985 Impala Slidebar Radio

Just slide the "slidebar" to the right and the analog AM radio display drops away to reveal a full featured digital display! Includes an Ipod adapter and a USB input on the back of the radio. The LCD display shows the song/artist/album titles during playback of USB devices, iPod files, and AM/FM radio. Features 7 selectable color choices. If 300 watts of audio power isn't enough satisfy your needs, there are 4 pre-outs jacks and a subwoofer out on the back of the radio for amplifiers.

MU312C	1965	Impala.....	377.99 ea
--------	------	-------------	-----------



CU809C

USA4 - DIN Radio/CD Player

Custom Autosound's USA4-DIN radio is a great choice for any classic car or truck with a "DIN" radio opening (approximately 7.2" x 2.11"). This includes most foreign and domestic vehicles from 1984 onward. Also fits perfectly in classic cars, trucks, and streetrods with dashes cut for DIN radios. The USA4-DIN has a full featured digital display that flips down to reveal a CD player underneath. Features a built-in USB 2.0 input and auxiliary input behind small closed doors in the front panel. With built in Bluetooth you have several ways to listen to your favorite music. With the RDS tuner you will see the artist's name and the title of the music playing. Features 160 (4 x 40) watts of power, and one pair of RCA pre-outs for rear amplifier.

CU809B	1984-up	black.....	239.99 ea
CU809C	1984-up	chrome.....	239.99 ea

Retrosound



NR1012

1991-93 Newport Radio

The Retrosound Newport is the direct fit modern audio upgrade with a factory style appearance for 1991-93 models. Designed for 1.5 DIN (3" x 7") dash openings, the Newport offers the most modern high tech features including an iPod® interface, Bluetooth® connectivity, dual USB ports, and two auxiliary inputs for portable devices. Dual color (amber or green) illumination lets you match the Newport to your vehicle's backlighting and blend in to your interior.

Important: Factory DelcoBose sound systems require an adapter to retain the factory amplified speaker system.

NR10102	1991-93	front mount auxiliary	411.99 kit
NR10202	1991-93	rear auxiliary	318.99 kit
NR10302	1991-93	front mount auxiliary	241.99 kit

DASH & CONSOLE COMPONENTS

Radio Knobs



1958-88 Radio Bezel and Knobs

Complete the look of your RetroSound Series 1 or 2 radio with the correct knobs and bezel. Designed for each specific year range to fit your dash. Each bezel and knob set will add a great look to your interior. Set includes bezel and two knobs.

RS7901	1958	chrome knob.....	62.99 set
RS7008	1959-60	chrome knob.....	62.99 set
RS7009	1961-62	chrome knob.....	62.99 set
RS7003	1963-64	chrome knob.....	62.99 set
RS7050	1963-64	black knob.....	62.99 set
RS7004	1965-66	chrome knob.....	62.99 set
RS7005	1965-66	black knob.....	62.99 set
RS7006	1967-68	chrome knob.....	62.99 set
RS7903	1969-72	chrome knob.....	62.99 set
RS7904	1973-84	chrome knob.....	62.99 set
RS7905	1973-84	black knob.....	62.99 set
RS7018	1973-88	black knob.....	62.99 set



1965 Chrome Radio Faceplate

Reproduction chrome radio faceplate for 1965 Chevrolet full size models. The die-cast face is correct for AM/FM radios and includes the original style slide bar and radio lens. The faceplate and slide bar both feature a brilliant chrome finish.

986203	1965	chrome.....	299.99 ea
--------	------	-------------	-----------



Radio Shaft Nuts

Reproduction thin nuts for many various applications 1959 and later. Fits radios that use 7/16"-28 thread x 1/8" thick flat style Hex nuts.

KW107	7/16"-28 x 1/8"	4.99 pr
-------	-----------------	-------	---------



1958 Radio Bezel Set

Correct reproduction volume-tone and selector bezel. Includes 4 pieces: volume/selector, and spacers. CM2008 1958..... 42.99 set



1958 Rear Speaker Bezel

This is a reproduction rear speaker bezel for 1958 models only. This bezel indicates front or rear radio speaker adjustment.

CM2009	1958.....	44.99 ea
--------	-----------	----------



1961-64 Radio Knobs

Reproduction radio knob for 1961-64 Impala, Bel Air, and Biscayne models. Each knob is manufactured in quality die-cast zinc and chrome-plated replicating the original for an exact replacement. Sold individually.

B9098	1961-63	reproduction.....	10.99 ea
B9277	1964	reproduction.....	10.99 ea



1967-68 Radio Knob Set

OER® radio knobs for 1967-68 full size models with original AM or AM/FM radios. Chrome-plated die-cast volume/tuning knobs and injection molded black ABS plastic tone/fader knobs. Manufactured to factory specifications.

Note: For use with factory radios only.

K661	1967-68	mono.....	21.99 set
K662	1967-68	stereo.....	21.99 set



1965-75 Radio Knob

Replace your missing or worn out original radio knobs with quality reproductions. Manufactured in the original material to factory specifications These knobs will replace your missing or worn out knobs providing a correct original appearance.

Note: For use with factory radios only.

14665	1965-66	reproduction.....	19.99 pr
3897313	1967-68	OER®.....	19.99 pr
K652	1969-70	OER®.....	16.99 pr
330107	1971-75	OER®.....	21.99 pr



1967-77 Radio Tone Control Knobs

OER® radio tone/fader knobs for 1967-77 full size models with original AM or AM/FM radios. Manufactured in quality injection molded ABS plastic. Sold in pairs.

Note: For use with factory radios only.

K478	1967-68	mono.....	8.99 pr
K478S	1967-68	stereo.....	7.99 pr
K656	1969-70	mono.....	12.99 pr
K657	1969-70	stereo.....	12.99 pr
Y1057	1973-76	with tab.....	9.99 ea
Y1058	1976-77	without tab.....	9.99 ea

In-Dash Audio Components



CM2103

USA 1958-62 AM Radio Lenses

Reproduction radio lenses are available for 1958-62 full size models with original radios. These lenses duplicate the originals in every detail and feature the correct lettering and colors. Manufactured in UV stabilized clear acrylic with molded in luminous light green light bar for perfect night viewing.

Wonder Bar Radio Lenses	
CM5515 1958.....	40.99 ea
AM Radio Lenses	
CM2103 1961-62.....	48.99 ea



CM2121

USA 1969-70 Radio Lenses

Reproduction radio lenses are available for 1969-70 full size models with original AM/FM radios. These lenses duplicate the originals in every detail and feature the correct lettering and colors. Manufactured in UV stabilized clear acrylic with molded-in luminous light bar for perfect night viewing.

AM/FM Radio Lenses, Luminous Light Green Border	
CM2120 1969-70 mono.....	35.99 ea
CM2121 1969-70 stereo.....	35.99 ea



USA 1963-64 Glove Box Radio Mount

Install any aftermarket radio you want while maintaining the original look of your dash! These direct fit stereo mounts allow you to install any single DIN stereo head unit in your glove box without any fabrication or modifications to your vehicle. Manufactured from laser cut steel and CNC bent for an exact fit. Features a textured black finish. Made in USA.

A6106101 1963-64.....	69.99 ea
-----------------------	----------




1961-62 Radio Cup Spacer

Reproduction radio mounting spacer for 1961-62 full size Chevrolet models. Fills the gap between the radio and dash panel for a secure fit. Fits original radios only.

KW108 1961-62.....	10.99 ea
--------------------	----------

Screen protectors shown installed



Vintage Radio Dial Screen

RetroSound screen protectors feature a vintage look radio dial, giving your digital RetroSound radio an added sense of authenticity. Similar to what's used on cell phone screens, these clear screen protectors apply without adhesive making them simple to apply and easy to remove. Available with either a vintage style logo or with a GM licensed logo. Each set includes 3 screen protectors.

Note: Radios shown for illustration purposes only.

Vintage Style Logos

Fits Laguna, Hermosa, and Long Beach Radios	
SCP01 1950's.....	14.99 set
SCP03 early 1960's.....	14.99 set
SCP02 late 1960's.....	14.99 set
SCP43 late 1960's "solid state".....	14.99 set
SCP04 AM/FM style.....	14.99 set

GM Licensed Logos

Fits Laguna, Hermosa, and Long Beach Radios	
SCP15 Impala script logo.....	16.99 set
SCP22 Bel Air script logo.....	16.99 set
SCP25 El Camino script.....	16.99 set
SCP16 Chevrolet block lettering.....	16.99 set
SCP17 solid Bow Tie/Chevrolet.....	16.99 set
SCP20 Bow Tie outline logo.....	16.99 set
SCP21 vintage "GM" style lettering.....	16.99 set



RetroMat Sound Dampening

RetroMat is a sound dampening self-adhesive mat designed to be used in conjunction with all RetroSound audio components to reduce heat, road noise, vibration, and to enhance the tonal qualities of your audio system. Great for door panels, floor pans, trunks, speaker kick panels, and more. RetroMat adheres without the need for external adhesives or glues and is simple to install.

RS7222 10" x 10" 2 piece.....	18.99 pr
-------------------------------	----------



14612 - detail



14611



15312

Radio Color Bar

Reproduction color bars made popular on vehicles from the 1950's through the 70's. This cool accessory can be mounted anywhere and is run through your stereo to light up and move to the music. Includes two different interchangeable lenses for different lighting effects. Mounting hardware and instructions also included.

14611 black 16-1/2".....	309.99 ea
14612 chrome 16-1/2".....	370.99 ea
15311 black 26-3/4".....	359.99 ea
15312 chrome 26-3/4".....	434.99 ea



Radio Noise Suppressor

Sometimes after installing any new sound system, you may experience bothersome engine/alternator noise. Be sure to check all grounds for good connections (radio, antenna, amp, etc.). If you still hear engine/alternator "whine", our quality noise suppressor may eliminate this problem.

Note: For use with amplified systems only. Not for use with stock radios.

NSP1 universal type.....	37.99 ea
--------------------------	----------



Radio Off Delay

With this new device, you can listen to your radio after you remove the key from the ignition, just like many modern luxury cars! After removing they key, this unit will keep the radio power active for 15 minutes or until a door is opened. This allows you to continue listening to the radio without leaving the electric fan or other accessories running. And you're not limited to just the radio; it could be wired to control all accessory power so you still have control of the power windows after the key is off.

RE12005 radio off delay.....	64.99 ea
------------------------------	----------

Stereo Accessories




Features:

- Wireless control up to 40'
- 200 watts 4 x 50
- USB MP3/WMA flash drive player
- iPod® interface with 7' docking cable (iPod not included)
- Alpha numeric LCD display shows artist/song titles
- Satellite radio input
- Auxiliary audio input
- 4 channel 3 Volt RCA pre-outs
- Subwoofer pre-out
- 24 station pre-sets (18FM/6AM)
- Flush-mount bezel and mounting bracket

SecretAudio Sound System

SecretAudio system allows you to keep your original radio intact or hide your audio system altogether! The tuner/amp unit can be hidden out of sight and controlled by a mounted LCD panel with a RF remote control. Features an LCD display that can be mounted virtually anywhere and controlled by the compact radio frequency (RF) remote. Includes flush mount bezel and mounting bracket for your choice of LCD display mounting.

S102 369.99 set



Custom Trim Plates

Textured ABS plastic sheet is ideal for making custom trim plates for radios, EQs, crossovers, front panels, and more. Textured front, smooth back. Easy to trace on. Can be scored with a utility knife and snapped apart or use a hand saw or table saw to cut. It is slightly conductive to reduce the effects of static electricity (dust cling). Measures: 12" x 24".

AV116 1/16" thick 4.99 ea
AV332 3/32" thick 9.99 ea
AV118 1/8" thick 12.99 ea



Universal USB Port

This USB/Auxiliary extension cable is available in black or chrome and can be either panel-mounted or, with the black version only, mounted beneath the dash with the supplied under dash housing. It features a 53" extension of both a USB input and a standard 3.5mm auxiliary input. This can be used to add a USB port and auxiliary input in place of the factory cigarette lighter or almost anywhere in your vehicle

RS001B universal black 19.99 ea
RS001C universal chrome 19.99 ea



SiriusXM Radio Tuner Set

The SiriusXM radio tuner set connects directly to any of the RetroSound satellite ready radios to provide the signal required. No need for special adapters or cables. The compact size installs easily and discreetly behind the dash for a fully integrated look.

XM300 SiriusXM 59.99 set



Play Portable MP3's or CD's on Your Factory Radio!

You now have the freedom to listen to your favorite music using a modern MP3 player, iPod or CD player in your classic with the RediRad adapter, the only portable music adapter specially designed for older vehicles. The music is seamlessly routed from any portable music player such as a cassette, CD or MP3 player, even satellite radio into your stock AM or AM/FM radio without any vehicle modifications. Designed for simple and out-of-sight installation, it uses a standard audio plug on a six foot cable to connect to your portable player. When music is detected at the audio plug, the RediRad automatically switches from the radio broadcast to your personal player. The radio will return to normal operation after switching off your personal player. Made in USA.

14923 RediRad adapter 128.99 ea



Bluetooth® Receiver Adapter

Now you can wirelessly stream audio and take handsfree calls from the road in your Classic Impala! Simply plug this into your cigarette lighter, connect the cable to your radio's 3.5mm input jack, and pair your Bluetooth® enabled phone or other device... that's it! You'll be ready to wirelessly stream music from your device to your audio system. Calls and music are routed through your car's speakers for excellent sound quality. Includes Bluetooth adapter and 18" extension cable.

AR9901 Bluetooth® adapter 42.99 ea



Bluetooth Interface

Wireless interface for custom autosound CD controller radios (USA-630, Secretaudio (SST & SRMS), USA-66). This adapter plugs into the CD changer port of your custom autosound radio and gives you the ability to do handsfree calling from your Bluetooth® capable phone. Also listen to music stored on your AZDP enabled bluetooth device.

A910300 109.99 ea



1973-81 Rear Radio Speaker Cover

Covers speaker used with rear seat shell panel on 1973-81 models. This highly insulated cover features a jute padded material that keeps the speaker generating sound inside the passenger compartment instead of the trunk.

K437 1973-81 24.99 ea



1973-81 Rear Speaker Enclosure Retainer

Correct retainer clip used to hold the rear speaker enclosure in place. This clip may be used on all Impala models from 1973-81.

3973666 1973-81 5.99 ea

Stereo Accessories



- Compact Footprint: 9" x 2-3/4" x 13-3/4"
- 100 Watt Max Power Output
- High/Low Level Inputs
- Adjustable Crossover Network (50-100Hz)
- 180 Degree Phase Control
- 35-100 Hz Frequency Response Range

Powered 8" Subwoofer

RetroSound's new powered subwoofer is a great way to add some bass to your audio system. This low profile subwoofer features a die-cast aluminum enclosure for optimal heat dissipation and has a compact footprint for easy mounting under or behind seats. Measures: 9" x 2-3/4" x 13-3/4".

RB450 8" subwoofer 219.99 ea



- Full range Class D digital circuitry
- Advanced protection circuitry
- Built-in low pass (LPF) and high pass (HPF) electronic crossovers
- Selectable mode switch for 2 & 3 channel operation
- Works with any radio with low level outputs

Stereophonic Radio Amplifier

The RetroSound Stereophonic 3 channel amplifier offers exceptional dynamic range for the best possible sound reproduction from your audio system. Unique design allow a complete audio system to be built using a single amplifier. Features: 65 watts RMS x 2 channels full range @ 4 Ohms, 170 watts RMS x 1 channel subwoofer @ 4 Ohms (229 watts RMS @ 2 Ohms), bass boost, and dimensions 12" x 5-1/4" x 2".

RS7202 3 channel amp 189.99 ea



- Full range Class D digital circuitry
- Advanced protection circuitry
- Built-in low pass (LPF) and high pass (HPF) electronic crossovers
- Selectable mode switch for 4 & 5 channel operation
- Works with any aftermarket radio with low level outputs
- Includes wired subwoofer remote gain control

Technophonic Radio Amplifier

The RetroSound Technophonic 5 channel amplifier offers exceptional dynamic range for the best possible sound reproduction from your audio system. Unique design allow a complete audio system to be built using a single amplifier. Features: 65 watts RMS x 4 channels full range @ 4 Ohms, 225 watts RMS x 1 channel subwoofer @ 4 Ohms (330 watts RMS @ 2 Ohms), Bass Boost, and dimensions 8-1/4" x 5-1/4" x 2".

RS7203 5 channel amp 249.99 ea



RS7201 - amplifier detail



RS7201 - shown with wiring components - included.

- 45 watts x 4 channels continuous power output
- Full range Class D digital circuitry
- Ultra-low current draw
- Advanced protection circuitry
- Shielded to prevent interference with the radio
- Built-in variable high pass/full range crossover
- Direct connection compatible with all RetroSound radios
- Compact size (7-1/4" x 3" x 1-3/4")
- Works with any aftermarket radio with low-level outputs

Quadrasonic Radio Amplifier

The RetroSound Quadrasonic 4 channel amplifier is a full-range power amplifier that offers exceptional dynamic range and low distortion for the best possible sound reproduction from your audio system. The compact size means you can install it virtually anywhere.

RS7201 4 channel amp 219.99 ea



DE050340



DE050360

shown with speaker speakers not included



DE050360



shown with speaker speakers not included

Boom Mat Speaker Baffles

Solve the problem of rattles and vibrations caused by speakers and protect the back of speakers from damage. Boom Mat speaker baffles maximize speaker performance by isolating the frequency responses while damping reverberation. Also forms a water tight protective shell to prevent moisture intrusion. Made from a closed cell polyethylene to enhance frequency response for improved sound clarity. Easy conformably in tight spaces for a professional installation.

Round Baffles

DE050310	4"	standard	8.99 pr
DE050311	4"	slim	8.99 pr
DE050320	5-1/4"	standard	8.99 pr
DE050321	5-1/4"	slim	8.99 pr
DE050330	6-1/2"	standard	9.99 pr
DE050331	6-1/2"	slim	8.99 pr
DE050340	6-3/4"	standard	9.99 pr
DE050341	6-3/4"	slim	9.99 pr

Oval Baffles

DE050350	4" x 6"	standard	9.99 pr
DE050360	5" x 7"	standard	9.99 pr
DE050361	5" x 7"	slim	9.99 pr
DE050370	6" x 8"	standard	10.99 pr
DE050371	6" x 8"	slim	10.99 pr
DE050380	6" x 9"	standard	10.99 pr
DE050381	6" x 9"	slim	10.99 pr

Speaker Performance Set

PE050199	4 piece	2.1 sq. ft.	15.99 set
----------	---------	-------------	-----------

Speakers & Accessories



1224267
front and back shown

793362
front and back shown

7307181
front and back shown

16033662
front and back shown

1958-85 OE Style 8-10 Ohm Speakers

Reproduction factory style 8-10 Ohm speakers for 1958-85 full size models. Manufactured to original GM specifications featuring black fabric dust screen installed on all. These speakers are to be used with original style radios that require 8-10 Ohm speakers. Service replacements for some models, mounting hardware not included. Sold individually. Use as required.

Note: *Original square type magnet mounting brackets might not fit these speakers, check magnet configuration on the back of original speaker before ordering. Custom brackets may be needed for certain applications.

4" x 10" - Dash - Rectangle Design
1224267* 1958-77 8-10 Ohms 69.99 ea

4" x 10" - Dash - Oval Design
7307181* 1958-85 8-10 Ohms 69.99 ea

6" x 9" - Dash or Rear Seat Shelf
7933362* 1958-85 8-10 Ohms 59.99 ea

4" x 6" - Kick Panel or Dash
16033662 1958-85 8-10 Ohms 49.99 ea

KENWOOD



S5003

1958-76 Dual Dash Speaker

Kenwood upgrade replacement for your original in-dash speaker. This quality speaker is designed to fit directly under the dash as original. Each in-dash speaker includes two speakers built into one assembly with necessary wiring.

21 Watt
S5026 1958-60 front 79.99 ea
S5034 1963-64 full size 83.99 ea
S5026 1971-76 mono spkr location 79.99 ea
S5003 1965-66 without AC 83.99 ea

40 Watt Speakers
S5004 1965-66 with AC 83.99 ea
S5012 1967-68 with AC 83.99 ea



S5013



S5014

1958-76 Dual Dash Speaker

Excellent quality replacement for original front in-dash speaker. These quality speakers are designed to fit directly under the dash in the original location. Wiring included.

60 Watt Speakers
S5013 1961-62 center..... 47.99 ea
S5001 1965-66 without AC 47.99 ea
S5015 1967-68 with AC 47.99 ea
S5014 1967-68 without AC 47.99 ea
S5014 1969 Caprice..... 47.99 ea

100 Watt Speakers
S5016 1958-60 front 47.99 ea
S5018 1963 all 47.99 ea
S5018 1964 with AC 47.99 ea
S5000 1965-66 with AC 47.99 ea
S5016 1971-76 mono spkr location 47.99 ea



S4002V

1958-76 Dual Voice Coil Speaker

Get the best quality sound possible from your stereo with these 140 watt dual voice coil speakers. These speakers have up to 70% more cone area than original, giving you improved bass response and power. Both stereo channels hook directly to one speaker. Mount in stock location.

Dual Voice Coil Dash Speakers
S5037 1958-60 front 59.99 ea
S5036 1961-62 front 59.99 ea
S5061 1963-64 fits 64 w/factory air 65.99 ea
S4002V 1965-66 without factory air 65.99 ea
S5001V 1965-66 with factory air 65.99 ea
S5058 1967-68 without factory air 65.99 ea
S5059 1967-68 with factory air 65.99 ea
S5063 1969-70 all 65.99 ea
S5037 1971-76 mono spkr location 59.99 ea

Universal Dual Voice Coil Speaker
S5040 1958-76 5 x 7 59.99 ea



RetroSound

RB334

RB334 - profile



RB332



RB336



RB338

1958-72 Ultra Thin Speaker

The RetroSound Ultra Thin speakers are designed and sized to fit in an original or custom location. These speakers feature a low profile basket and ultra thin Neodymium magnet structure. Due to their ultra thin mounting depth profile, 1.30" and 1.77", you can mount them in places other speakers can't fit. Features include full range speakers with a low profile Mylar tweeter assembly, rigid poly cone, and Santoprene surround.

Note: Dual voice coil speakers allow you to connect the LH and RH connections to one speaker.

Dual Voice Coil Dash Speakers

1.77" Mounting Depth

1958-60 - 200 Watts Max

RB334 6" x 9" 82.99 ea

1963-64 - 100 Watt Max

RB333 5" x 7" 77.99 ea

1965-68 with AC - 100 Watt Max

RB333 5" x 7" 77.99 ea

1965-68 without AC - 160 Watt Max

RB332 4" x 10" 82.99 ea

1969-70 - 160 Watt Max

RB332 4" x 10" 82.99 ea

1971-72 with Factory Mono Stereo - 100 Watt Max

RB333 5" x 7" 77.99 ea

Universal Ultra Thin Speakers

1.77" Mounting Depth

Single Voice Coil - 100 Watt Max

RB336 6-1/2" diameter 79.99 pr

1.30" Mounting Depth

Single Voice Coil - 80 Watt Max

RB338 4" x 6" 79.99 pr

Speakers & Accessories



1958-64 Kick Panels

These kick panels enhance interior appearance. All models are black ABS plastic that can be left as is or painted to match your interior. The panels are available without speakers so you can add your own.

A6100101	1958.....	101.99	pr
A6100102	1959-60.....	101.99	pr
A6100103	1961-62.....	101.99	pr
MCK007	1963.....	101.99	pr
A6100104	1964.....	101.99	pr
A6100105	1964.....	101.99	pr



1958-64 Kick Panels and Speakers

You can now enhance sound quality with kick panel speaker assemblies! These new kick panels sound great, enhance interior appearance and install with no modification.

Pioneer Speakers

6-1/2" 140 Watt			
MPK001	1959-60 with vent.....	213.99	pr
MPK002	1961-62 with vent.....	213.99	pr
MCK003	1963 w/vent.....	213.99	pr
MPK006	1964 w/vent, with AC.....	213.99	pr

Custom Autosound Speakers

4" x 6" 60 Watt			
MCK005	1958 all.....	149.99	pr
6-1/2" 80 Watt			
MCK001	1959-60 w/vent.....	149.99	pr
MCK002	1961-62 w/vent.....	149.99	pr
MCK003	1963 w/vent.....	149.99	pr
MCK004	1964 w/vent, w/o AC.....	149.99	pr
MCK006	1964 w/vent, with AC.....	149.99	pr



1959-62 Dash Mounted Dual Speakers

Adding stereo sound to your classic doesn't have to involve cutting the doors, door panels, or package shelf to install stereo speakers. The dash mounted dual speaker easily installs in stock dash speaker location to produce true stereo sound on a wide variety of classic vehicles equipped with a dash speaker that is held in by screws. Can also increase sound quality of stock mono radio. Available in basic dual cone style. Basic speaker is rated to handle 30 watts.

Basic Dual Speakers 30 Watts
M18808A 1959-62 with AC..... 34.99 ca



1961-62 Kick Panels w/Speaker Cutouts

RetroSound kick panels mount easily in your classic 1961-62 Impala models, and will fit most 6-1/2" speakers. Features textured finish and can be painted to match your interior. The speaker mount is angled to direct sound upwards towards the listener, and not at your feet. Kick panels require speaker mounting and installation. Sold in pairs

RS7075 1961-62 LH and RH..... 104.99 pr



1961-62 Kick Panels with Speakers

RetroSound kick panels for 1961-62 Impala, Bel Air, and Biscayne models. Features textured finish and can be painted to match your interior. The speaker mount is angled to direct sound upwards towards the listener and not at your feet. Available with either RetroSound standard or premium 6-1/2" speakers. Speaker grills are included. Sold in pairs.

Standard 50 Watt Speakers
RS7211 1961-62 50 watt..... 164.99 pr

Premium 100 Watt Speakers
RS7212 1961-62 100 watt..... 189.99 pr



1963-72 Replacement Dash Speaker

These RetroSound standard replacement dash speakers are just what you're looking for to finish your sound system. These speakers have an acoustically transparent cone to protect drivers and cone from the elements. They have a 3 way mid-range tweeter to accurately reproduce midrange and high frequencies.

Dual Voice Coil Dash Speakers

2" Mounting Depth

1963-64 - 30 Watt Max			
RB359	5" x 7".....	52.99	ea
1965-68 with AC - 30 Watt Max			
RB359	5" x 7".....	52.99	ea
1971-72 with Center Speaker - 30 Watt Max			
RB359	5" x 7".....	52.99	ea

Dual Voice Coil Dash Speakers

2.3" Mounting Depth

1965-68 without AC - 40 Watt Max			
RB358	4" x 10".....	57.99	ea
1969-70 - 40 Watt Max			
RB358	4" x 10".....	57.99	ea

3-1/2" Round Single Voice Coil Speaker

1.30" Mounting Depth

1971-72 with Factory Stereo - 30 Watt Max			
RB335	LH and RH.....	59.99	pr



1965-72 Kick Panel Speakers

Our 4" x 6" speaker assemblies will fit all 1965-72 full size models. If your vehicle was originally equipped with kick panel speakers, you can install them using the original speaker grills. For models that did not include this option, cutting will be necessary for installation. Speaker grill sold separately, 80 watts at 4 Ohms.

Single Voice Coil - 80 Watt Max
SPUV46 1965-72 4" x 6"..... 47.99 pr

Speakers & Accessories

New!



1971-76 Front Dash Side Speakers

Quality in-dash side speakers for 1971-76 full size models originally equipped with stereo. These speakers can handle up to 60 watts and are designed to mount directly under the dash pad. Each set include mounting brackets, wiring, and two speakers.

S5025 1971-76 with stereo..... 47.99 pr

New!

USA AUTHORIZED



Premium Round Coaxial Speakers

Premium round coaxial stereo speakers provide the ultimate audio quality in your classic Impala. Speakers are available in your choice of 4" or 6-1/2" diameter with 60 or 80 watts peak power capacity. Ultra thin design makes this speaker perfect for a variety of installation locations including in kick panels, interior door panels, interior quarter panels, package trays, the sides of consoles, and many other possibilities. Tweeters produce smooth and natural sounding highs. Speaker grills are included. Sold as a pair.

154927 4" 60 watts 115-20KHZ 89.99 pr
 154928 6-1/2" 80 watts 80-18KHZ..... 89.99 pr

New!



Drop-In Replacement Speaker

GRS AS-series replacement speakers are economical drop-in replacements for blown, damaged, or dry-rotted speakers used in many vehicle models. The moisture resistant polypropylene cone reduces the chance of fading and dry-rotting. Replace your damaged or aging automotive speakers, and restore the sound of your vehicle! Sold individually.

Note: 3-1/2" and 4" speakers are commonly found in the dashboard of many vehicles. Check your vehicle's manual or other references to verify compatibility.

AV1035 3-1/2"..... 7.99 ea
 AV1004 4"..... 8.99 ea

New!

RetroSound



S-42 Round Speakers

These RetroSound 4" stereo speakers offer high-quality sound at an exceptional value. Mylar tweeters produce crisp, clear highs. Treated foam surrounds offer smooth sound and remarkable durability. Speaker grills not included.

RB360 LH and RH..... 64.99 pr

New!

RetroSound



R-452N Ultra Thin Speakers

RetroSound 4" stereo speakers are a great way to upgrade the sound in your classic. They use a Neodymium magnet structure for high power handling in a slim-mount design - mounting depth is just 1.8" (45.5mm). Santoprene surrounds deliver the most natural sound possible with no distortion. Mylar tweeters produce crisp, clear highs.

RB361 LH and RH..... 89.99 pr

KENWOOD



Rear Seat Shelf Speakers 6" x 9"

Three models to choose from. High-quality three way speakers include mounting hardware, grills, and speaker wire. Can be installed in the rear seat shelf on most hardtop and sedan models. Sold in pairs.

Custom Auto Sound Speakers
 SPUV69 80 watt capacity..... 107.99 set

Kenwood Speakers
 SPUV70 300 watt capacity..... 91.99 set

New!

RetroSound



3 Way Premium Ultra Thin Speakers

These RetroSound 6" x 9" stereo speakers are a great way to upgrade the sound in your classic. They use a Neodymium magnet structure for high power handling in a slim-mount design - mounting depth is just 2.2" (56mm). Santoprene surrounds deliver the most natural sound possible with no distortion. Mylar tweeters produce crisp, clear highs.

R5693N LH and RH..... 114.99 set



Under Seat Custom Speakers

This speaker system is designed specifically for under seat or horizontal wall installations. For a great sound combine these with one of our DVC (dual voice coil) speakers in the dash and you'll have a great system without any vehicle modifications.

Undercover Stealth Speakers
 Undercover II contains one 5-1/2" woofer and Piezo tweeter in each enclosure and is 2-7/8" high x 8" x 11".
 S5060 120 watt capacity..... 141.99 pr


Undercover II Upgrade Speakers
 Undercover II contains one 8" woofer and Piezo tweeter in each enclosure and is 3" high x 11" x 12-1/2". With the Undercover II you get a much fuller deeper sound.
 S5064 200 watt capacity..... 189.99 pr



1964 Backseat Driver Speaker Panel

The backseat driver is available for 1964 Impala models. The panel mounts to the back of the rear seat through the trunk. Includes two 8" subwoofers and the Boss 400 watt amp. Cables and wires also included.
 BSD101 1964..... 257.99 ea

Speaker Accessories



1965-72 Kick Panel Speaker Grills

OE^R 4" x 6" OE style kick panel speaker grills for various 1965-72 Chevrolet full size models. Each grill is a correct duplicate of the original, GM #3899805. The interior will remain original in appearance when these high-quality speaker grills are installed.

HC27 1965-72 LH and RH..... 49.99 pr

New!




1966-73 Rear Speaker Grill

Reproduction rear speaker grill for 1966-73 full size (except wagons) models. Manufactured in quality stamped steel replicating the original design for an authentic appearance and fitment.

7295996 1966-69 req. 4 screws..... 22.99 ea
7938725 1971-73 w/4mount studs..... 29.99 ea

New!



Universal Rear Speaker Grill

Reproduction rear speaker grill for Chevrolet full size models. Grill features straight or curved sides and four built-in studs like the original. This is a reproduction of the original GM speaker grill installed in rear speaker tray areas.

3961598 universal 4 mount studs..... 89.99 ea
RD6480Z universal 4 mount studs..... 28.99 ea



Retro Rear Speaker Grill

Universal retro 6" x 9" speaker covers. The black musical note covers are paintable to match your interior. The pipe organ covers are available in chrome only.

Organ Pipes Cover

TF901024 universal chrome..... 44.99 ea

Musical Note Cover

TF901025 universal chrome..... 23.99 ea
TF901026 universal black..... 22.99 ea



Convertible Rear Speaker Mounting Screws

OE^R rear speaker chrome screw and anchor bolt set used to mount the rear speakers and grills on various 1965-69 convertible models. For use on models with rear speaker option U80 (auxiliary speaker, rear) There are 4 screws and bolts required per housing. Set of 4.

K101 1965-69 4 piece..... 19.99 set



Rear Speaker Mounting Studs

Features correct spring clips used to keep tension on the stud when installed. For hardtop/convertible models that have a mesh type package tray where the speaker grill is part of the package tray. Set of four mounts one speaker.

14777 1964-81 4 piece..... 17.99 set


New!



Universal Spacer for Kick Panel Speakers

Universal 1/2" or 1" thick spacer for vehicles that need more depth to mount speaker in door or kick panel or anywhere extra depth is needed. These spacers are for 6-6 1/2" speakers. Will also work with most 5-1 1/4" speakers. Sold by the pair.


82-4400 universal 1/2"..... 21.99 pr
82-4300 universal 1"..... 10.99 pr



1965-76 Speaker Harness

For the purists, Classic Industries' Restoration Professionals have assembled a vast array of correct GM spec speaker harnesses built by one of the nations leading experts! Correct in every aspect, down to the last detail, this setup is for original type radios or speakers.

CG50858 1965-68 single rr seat spkr ... 50.99 ea
CG53526 1968-69 4 splr stereo fr/r... 78.99 ea
CG01421 1970-76 prr ext. 1 fr splr... 46.99 ea
CG01423 1970-71 AM, AM/FM mono 87.99 ea
MP38574 1970-75 rear seat ext. 59.99 ea



Retro Design Chrome Antenna Topper

Give your classic ride that retro look. This chrome antenna topper easily mounts to most antennas. Die-cast, chrome-plated. Mounting hardware and tool included. Available in amber, blue, green, or red.

CP50026A amber..... 20.99 ea
CP50026B blue..... 20.99 ea
CP50026C green..... 20.99 ea
CP50026D red..... 20.99 ea



1970-78 Antenna Ground Strap

Reproduction cowd to hood antenna ground strap. This strap is manufactured to original specifications and grounds the windshield mounted antenna to the hood.

1253526 1970-78..... 12.99 ea



1985-96 Power Antenna Relay

Mounted on the base of the power antenna motor, this relay may become inoperative due to excessive heat and electrical loads leaving your vehicle without the use of the power antenna.

WE20118 1985-96..... 24.99 ea



Antenna Wrench

Simple and compact, this tool fits most antenna bezel nuts. Compared to other tools, it is easier to carry and use, and won't damage the nut. Rugged steel construction for years of use.

S21600 universal..... 24.99 ea



1963-64 Antenna Nut Tool

Finally a way to remove the chrome antenna nut on 1963-64 Impala models! Simple tool allows the user to remove the antenna nut easily and safely.

BS264 1963-64..... 11.99 ea

Antennas



1961-66 Front Antenna Assembly

Reproduction front antenna assemblies for 1961-66 models. Manufactured to factory specifications each piece is chrome-plated, and includes correct mounting hardware to angle the assembly vertically on fender mounted antennas, or at an angle pointing towards the rear on quarter mounted antennas.

B255244	1961-62	AM	54.99 ea
B255245	1963-64	AM	64.99 ea
B255400	1965-66	AM	42.99 ea
B255410	1965-66	FM	69.99 ea



1958-66 Rear Antenna Assembly

Reproduction rear antenna assemblies for 1958-66 models. Manufactured to factory specifications each piece is chrome-plated, and includes correct mounting hardware to angle the assembly vertically on fender mounted antennas, or at an angle pointing towards the rear on quarter mounted antennas.

B19081	1958	LH/RH	w/cable	104.99 ea
B255195	1959	LH	dummy	74.99 ea
B255190	1959	RH	w/cable	89.99 ea
B255200	1960	LH	dummy	94.99 ea
B255205	1960	RH	w/cable	114.99 ea
B255215	1961-62	LH	dummy	92.99 ea
B255210	1961-62	RH	w/cable	94.99 ea
B255260	1963	LH	dummy	59.99 ea
B255250	1963	RH	w/cable	69.99 ea
B255280	1964	LH	dummy	54.99 ea
B255270	1964	RH	w/cable	61.99 ea
C2603	1965-66	LH	dummy	64.99 ea
C2602	1965-66	RH	w/cable	67.99 ea



1967-69 Oval Antenna Mast

Correct reproduction original style oval mast telescoping antenna for 1967-69 full size models. Available in chrome-plated as original or in polished stainless steel. This reproduction will fit and function properly and provide years of trouble-free service.

Screw-In Mount			
F110	1967-68	OE chrome	129.99 ea
A8100250	1967-68	stainless	88.99 ea
External Nut Retained			
F111	1969	OE chrome	118.99 ea
A8100259	1969	stainless	99.99 ea



1963-75 Antenna Mast

High-quality reproduction antenna mast for 1963-75 full size models. 1963-68 telescopic mast is stainless steel and features a round base and tip, 1965-75 fixed mast is stainless steel and features correct thin style round mast with ball tip.

Screw-In Mount - Telescoping			
986819	1963-68	17-1/2" - 45" extended	32.99 ea
Screw-In Mount - External Nut Retained			
3943654	1969-75	30"	26.99 ea
Screw-In Mount - Fixed Mast			
PR1073	1965-68	30"	29.99 ea



1982-90 Antenna Mast

Reproduction power antenna mast for 1982-90 full size models. Includes mast and cable only.

Power Antenna Mast and Cable			
GN110186	1982-90		59.99 ea



Retractable Telescoping Antenna

This aftermarket replacement antenna features a telescopic mast that can be pushed down/manually retracted in order to prevent it from being broken off or bent by low hanging branches, bushes, or perhaps even vandals. Designed for mounting on top of fender. 4 section mast, 1.38" base, 47" cable, 34" extended length, 9" from bottom of base to bottom of antenna. You may require modification to vehicle for installation.

T70467	fender mount	16.99 ea
--------	--------------	----------



Smart/Hidden Antenna

The RetroSound amplified AM/FM hide away antenna is a great solution for anyone who doesn't want to install a standard fender mount antenna. The hidden antenna uses magnetic field circuitry for enhanced radio reception. The OER® Authorized Smart antenna is totally self-contained using printed circuit technology and miniaturized components. You don't need an external rod, no drilling to install, no removal prior to car wash, concealed mounting prevents theft. Antenna cable measures 9 feet long.

SA20	Smart antenna	19.99 ea
RA010	Hidden antenna	29.99 ea



Universal Power Antenna

Universal fit, service replacement antennas for classic or late model vehicles with power antenna option. Each motor is mounted directly to the mast assembly and is designed to mount with the universal fit bracket and cable that is included. Compact design is ideal for installations where space is limited. Operation is fully automatic, mast extends when radio is turned on and retracts when radio is switched off.

Note: *Features GM bulkhead connector. **Not a factory replacement antenna, and may require some modification.

OER® Standard Antennas			
88891017	chrome		74.99 ea
RetroSound Mini Antennas			
PA03B	black		74.99 ea
PA03C	chrome		74.99 ea
RetroSound Remote Power Antenna			
PA02**	chrome		94.99 ea

Antenna Components



1958-66 Antenna Lead Coaxial Cable

Reproduction antenna lead for all 1958-66 models.
B9041 1958-66 front 7' 12.99 ea
B9041 1958-66 rear 15' 13.99 ea

1966-68 Power Antenna Harness

Correct replacement power antenna harness for 1966-68 full size models. These reproduction harnesses will completely replace your old original harness to restore your power antenna to proper working order.

32520 1966 rear exc. conv. 38.99 ea
32525 1966 rear convertible 38.99 ea
32490 1967-68 rear exc. conv. 39.99 ea
32500 1967-68 rear convertible 39.99 ea



1970-96 Antenna Cable

OER® reproduction radio antenna cable for 1970-96 full size models with a built-in windshield antenna. Cable makes a connection from the radio to the windshield antenna. Installs on the upper cowl panel just beneath the front windshield and provides a connection for models equipped with a front windshield antenna imbedded in the glass.

K4424 1970-96 29.99 ea



Antenna Body and Cable

Antenna body and cable for AM or AM/FM antennas with a plug-in nut retained style mast. Features the complete body assembly, cable, and body grommet as shown. Can also serve as a service replacement for 1967-68 push-on style body and cable.

469304 front 49-1/2" 27.99 ea



1965-75 Antenna Ground Plate

OER® antenna ground plate for 1965-75 Chevrolet full size models. Manufactured to factory specifications. This ground plate is inserted over the antenna body and makes contact to the underside of the fender.

3863239 1965-66 front 6.99 ea
3863239 1973-75 front 6.99 ea



1963-66 Antenna Body

Correct reproduction radio antenna body assembly for various 1963-66 Impala and Chevrolet full size vehicles equipped with antenna body that features the threaded end for a screw-on type cable connection. Replaces GM part #3863237.


A7100105 1963-66 21.99 ea



1958-64 Rear Antenna Base

Reproduction rear antenna bases for 1958-64 Chevrolet full size models. These quality chrome-plated die-cast bases are manufactured to factory specifications for a perfect fit and appearance. Sold individually, fits LH or RH antenna.

B91081 1958 LH or RH 39.99 ea
CM2061A 1959-60 LH or RH 32.99 ea
CM2135A 1961-62 LH or RH 32.99 ea
B257500 1963-64 LH or RH 11.99 ea



1958-66 Rear Antenna Mounting Gasket

Replacing the antenna gasket can add new life to the antenna appearance while protecting the paint surrounding the antenna base. Manufactured from molded EPDM rubber as original.

W2046 1958 LH or RH 6.99 ea
W2071 1959 LH or RH 7.99 ea
W2085 1960 LH 8.99 ea
W2084 1960 RH 8.99 ea
W2125 1961-62 LH 8.99 ea
W2124 1961-62 RH 7.99 ea
B99153 1963-64 LH or RH 6.99 ea
3820672 1965-66 LH or RH 1.99 ea



1963-75 Front Antenna Gasket

OER® reproduction antenna gasket found on 1963-75 full size models equipped with fender mount AM or AM/FM manual antennas. Manufactured to OE specifications from molded EPDM rubber as original. Be sure your paint is protected by replacing your antenna gasket. Replaces original GM part #3820672. Measures: 1-1/2" o.d. and 1-1/16" i.d.

3820672 1963-75 1.99 ea



1967-75 Front Antenna Bezel

OER® antenna bezel for 1967-75 full size models. These quality chrome-plated die-cast bezels are manufactured to OE specifications with correct contours for a perfect fit and appearance. This chrome bezel inserts under the antenna bezel nut on top of the fender. Fits front antennas.

3897333 1967-68 front 10.99 ea
3897333 1973-75 front 10.99 ea



1965-75 Front Antenna Nut

Reproduction antenna bezel nut for 1965-75 full size models with the antenna base. These quality chrome-plated die-cast bezel nuts are manufactured to OE specifications for a perfect fit and appearance.

3863499 1965-68 14.99 ea
3863499B 1967-68 12.99 ea
3943656 1969 9.99 ea
3943656 1973-75 9.99 ea



1965-66 Rear Antenna Nut

Original style top nut for 1959-66 Chevrolet models. Manufactured to OE specifications for a perfect fit and appearance.

B9072 1959-62 black/chrome 25.99 ea
B90421 1963-64 chrome 5.99 ea
3863499 1965-66 chrome 14.99 ea

Dash Knobs and Bezels



1958 Dash Bezel Set

Classic Industries' dash bezel sets are manufactured to OE specifications. This set includes: the bezels for the lighter, lights, wiper, and ignition lock. Features include the correct wording on each bezel. Made in USA.
 CM2007 1958..... 90.99 set



1968 Dash Bezel and Knob Set

Reproduction 1968 Chevrolet full size 5 piece dash bezel and knob set. Features chrome bezels with black painted details, manufactured from ABS plastic. Set includes: windshield wiper switch bezel, Ignition switch bezel, cigarette lighter bezel, wiper switch knob, and headlight knob and rod assembly.
 Note: Ignition switch bezel threaded insert sold separately.

Dash Bezel and Knob Set
 A6106307 1968 5 piece..... 119.99 set

Ignition Dash Bezel Threaded Insert
 A6106306 1968 insert..... 8.99 ea



1969-70 Dash Knob Set

OER's complete dash knob and cigarette lighter set for 1969-70 Chevrolet full size models. Includes: cigarette lighter assembly, headlight switch knob and rod, radio volume/tuning, and windshield wiper knobs. The K276 includes a tone and dummy knob for mono radios. The K277 includes a balance and fader knob for models originally equipped with stereo.
 Note: Set includes replacement style cigarette lighter knob, which is smaller in diameter than the original.

K276 1969-70 mono..... 29.99 set
 K277 1969-70 stereo..... 29.99 set

OER AUTHORIZED



1961-64 Aluminum Dash Bezel

Correct bright finished aluminum dash bezel for 1961-64 Chevrolet full size models. Fits the wiper switch, headlight switch, and 1961-63 LH vent cable.
 3820532 1961-64..... 3.99 ea

VENT LIGHTER LIGHTS WIPER

ACC LOCK OFF ON START

1961-62 Dash Panel Lettering

Bring your dash back to life with these reproductions of the dash lettering for 1961-62 Chevrolet full size models. Set includes: lettering for the vent, lighter, lights, wiper, acc, lock, off, on, and start.

80766 1961-62..... 24.99 set



1994-96 Instrument Panel Dimmer Switch

Usually in need of replacing after years of use, this switch allows the driver to select either high or low illumination of the instrument panel.

UD5440 1994-96..... 49.99 ea

New!



1969 Full Size Defogger Switch Bezel

Reproduction defogger switch bezel for 1969 full size models.

K402711 1969 full size..... 42.99 ea



1965-75 Convertible Top Switch Bezel

Reproduction of the rare combination convertible top switch bezel, with or without defogger.

K376611 1965-75 with defogger..... 79.99 ea
 K376601 1965-75 without defogger..... 45.99 ea

OER



B9270

CM2493

CM2495



3897349



3904864



A6106305



A6106306

1961-68 Ignition Switch Bezel Nut

Reproduction ignition switch bezel nut for 1961-68 Chevrolet full size models. These bezel nuts are used to attach the ignition switch to the dash.

Note: *The shorter nut is used on applications with optional instrument panel trim plates.

All Models
 B9270 1961-64 chrome..... 8.99 ea

All Models Except Impala
 B9270 1965 chrome..... 8.99 ea

Impala/Caprice
 CM2493 1965-66 5/8" tall..... 37.99 ea
 CM2495* 1965-66 1/2" tall..... 50.99 ea

Bel Air/Biscayne
 3897349 1966 OER®..... 8.99 ea

All Models - 1 Piece, Polished Stainless
 3904864 1968 ignition bezel..... 46.99 ea

All Models - 2 Piece, Chrome Plastic/Steel Insert
 A6106305 1968 ignition bezel..... 24.99 ea
 A6106306 1968 threaded insert..... 8.99 ea

New!



1967 Chrome Ignition Indicator Bezel

This reproduction bezel fits behind the ignition bezel nut and replaces the old or worn out original ignition indicator bezel for 1967 Bel Air and Biscayne models.

3904860 1967 chrome..... 8.99 ea



1961-66 Ignition Switch Bezel Nut Tool

Specialty tool designed specifically to interlock with the three recessed dimples on the outside edge of your bezel nut. Allows the installation or removal of the chrome ignition switch bezel without damaging it.

Note: For use on the ignition nuts listed below:

T10010 1961-65 nut #B9270..... 14.99 ea
 T10010 1966 nut #3897349..... 14.99 ea

Switches & Components



1958-96 Ignition Switch

Replace the inoperative ignition switch in your 1958-96 full size model with your choice of an ACDelco or a high-quality reproduction. 1958-68 models have a dash mounted switch while 1969-96 models have the switch mounted on the steering column.

Reproduction

A4112	1958	6 pin.....	114.99 ea
1116556	1959	w/accessory terminal	59.99 ea
1116576	1960	59.99 ea
LS483	1961-63	without keys.....	19.99 ea
LS481	1964-65	without keys.....	36.99 ea
LS451	1967-67	5 pin.....	31.99 ea
LS435	1968	7 pin.....	32.99 ea
1990084	1969-96	without tilt wheel.....	11.99 ea
1990096	1969-91	with tilt wheel.....	12.99 ea
7843451	1984-87	console shift w/tilt.....	24.99 ea
1990096	1969-95	with tilt.....	12.99 ea
1990096	1996	without floor console	12.99 ea
26036235	1996	with floor console...	16.99 ea

ACDelco

G7648	1991-96	w/SEO code 53094474	33.99 ea
G3868	1994-96	without SEO keys...	80.99 ea



1958-64 Ignition Switch

Reproduction GM style ignition switch. This style of switch is intended to be used as a replacement for most 1958-64 full size models. Includes new ignition switch, bezel, hardware, connector housing and terminals.

510735	1958-64	GM style.....	38.99 ea
--------	---------	---------------	----------



Security System w/Remote Starter

Electric Life full featured security system with remote start. Both the alarm and remote operate through the remote from as far away as 600 feet. The included 5 button remote features 2 auxiliary channels in addition to controlling the remote start, keyless entry (lock/unlock), and trunk release functions. Other features include remote controlled anti-car jack, panic with smart lock/unlock and lighting controls. Available with or without the 2 way FM receiver option. The 2 way FM receiver can send and receive commands while monitoring alarm and engine operations.

EL95700	159.99 ea
EL95730	with FM receiver.....	267.99 ea



The "Hot-Dot" All-in-One Ignition Switch

Convert your separate ignition switch and start button into one convenient unit with the "Hot-Dot" all-in-one ignition starter switch. Chrome recessed switch is 3/4" diameter with a colored LED ring to indicate when the ignition is "On". Push and hold the button while the starter turns over and release when the engine starts. The ignition stays "On". Push again to stop the engine. Includes installation instructions and is available with your choice of blue, green, or red LED ring. Switches available separately. Can be used for positive or ground switching, rated 1 amp maximum load.

Hot-Dot Ignition Switch System

T70783	blue.....	224.99 ea
T70784	green.....	224.99 ea
T70785	red.....	224.99 ea

Hot-Dot Switches Only

Momentary			
T70786	blue.....	24.99 ea	
T70787	green.....	51.99 ea	
T70788	red.....	51.99 ea	

On/Off

T70789	blue.....	25.99 ea
T70790	green.....	52.99 ea
T70791	red.....	24.99 ea



1969-96 Ignition Key Buzzer Switch

New reproduction ignition key buzzer switch to fit a wide variety of 1969-96 GM models. This helpful warning alarm greatly reduces the chance of you forgetting your keys in the ignition.

7804414	1991-88	without tilt.....	19.99 ea
7811092	1971-66	with tilt.....	19.99 ea



1969-88 Ignition Switch Actuator

Genuine GM or reproduction ignition switch actuator sector gear for 1969-88 Impala models. Each sector gear is manufactured to factory specifications. Installs directly behind the ignition switch on vehicles with or without tilt steering wheels.

Genuine GM	G5007	1971-88	w/o tilt wheel.....	18.99 ea
------------	-------	---------	---------------------	----------

Reproduction - OER®	7805158	1969-77	with tilt wheel.....	14.99 ea
	7812526	1971-88	w/o tilt wheel.....	16.99 ea



1958-84 Headlamp Switch

OER® Authorized reproduction headlamp switches for 1958-84 Chevrolet full size models. These quality replacements are manufactured in the correct material to factory specifications. Replace your inoperative switch and get your headlamps functioning properly again. Also adjusts the brightness of the instrument panel lights.

OER® Authorized

1995095	1958-63	all.....	32.99 ea
1995147	1964-67	8 terminals.....	18.99 ea
1995147	1968	exc. hidden headlamps	18.99 ea
1995191	1968	with hidden headlamps	34.99 ea
1995147	1969-73	8 terminals.....	18.99 ea
1995154	1974-84	7 terminals.....	18.99 ea
1995209	universal	8 terminal.....	19.99 ea

Genuine GM

G6671	1964-67	8 terminals.....	46.99 ea
G6671	1968	exc. hidden headlamps	46.99 ea
G6671	1969-73	8 terminals.....	46.99 ea



Universal Headlamp Switch

Universal fit headlamp switch for a wide variety of vehicle applications from the 1940's and beyond. Switch features 3 position push/pull functionality with knob and shaft. Requires a 3/8" diameter hole for mounting, and includes nut and escutcheon. Has a 30 amp fuse that will work with 6 Volt or 12 Volt systems. 5 terminal.

DS121	universal.....	8.99 ea
-------	----------------	---------

Switches & Components

1985-93 Impala and Caprice Headlamp Switch

This switch controls the flow of electric current to the headlamp system. Replace your inoperative switch and get your headlamps functioning properly again.



Without Auto On/Off
SW252 1985-90 Impala/Caprice 29.99 ea
SW819 1991-93 Caprice..... 33.99 ea

NEW!



1961-75 Headlamp Switch Knob

Correct reproduction headlamp switch knob and rod for 1961-75 Chevrolet full size models. Manufactured to factory specifications with correct contours and finish for an original appearance and fit.

Reproductions

B9281 1961-63 chrome..... 15.99 ea
B9282 1964 chrome..... 14.99 ea
B99110 1965-66 chrome/blk accent 17.99 ea
A6106301 1968 blk/chrome bar 29.99 ea

OER® Reproductions

3886987 1967 chrome..... 18.99 ea
3954210 1969-70 black/chrome... 18.99 ea
3996284 1971-75 blk/headlight icon 20.99 ea

NEW!



1959-70 Headlamp Switch Mounting Nut

This correct reproduction mounting nut for retaining the headlamp switch to the instrument panel dash assembly on all 1959-70 full size models.

B9275 1959-66 reproduction 7.99 ea
3919021 1968-70 OER®..... 9.99 ea



1959-75 Headlamp Dimmer Switch

Dimmer switches allow the driver to select either high or low beam operation of the headlights, and to switch between the two.

Note: Not for use w/Autronic eye automatic headlamp dimmer.

DS12 1959-60..... 17.99 ea
12338706 1961-75..... 6.99 ea


NEW!



1958-86 Chrome Dimmer Switch Cover

Add a custom touch to your dimmer switch with this chrome cover. Available with a rubber or chrome pad. Made to match billet pedals and pedal covers. Measures: 1-1/4" x 1-1/4".

P139 1958-96 rubber pad..... 30.99 ea
P140 1958-96 chrome pad..... 30.99 ea



1976-86 Headlamp Dimmer Switch

If your headlamp dimmer switch is worn or broken Classic Industries® can help with these factory authorized service replacement modules. While not stock in appearance, these dimmer switches fit and function essentially the same as original with minor variations.

Standard Replacement

UDS424 1976-91 column mounted... 10.99 ea
UDS430 1992-95 column mounted... 13.99 ea
UDS430 1996 w/floor console... 13.99 ea
UDS424 1996 w/floor console... 10.99 ea

ACDelco Replacement

D817 1978-88 with tilt 19.99 ea
D8041A 1992-93 with tilt 20.99 ea
D812A 1994-96 w/P On/Off switch 39.99 ea



Custom Dimmer Switch and Bezel Set

Customize your floor dimmer switch with these elegant dimmer switch and bezel sets. Complete sets include: dimmer switch, aluminum switch cap with pad, aluminum bezel, and bezel installation hardware. Available in black anodized, polished, and satin silver finishes. Bezel sets (without the switch and cap) are also available separately.

Dimmer Switch and Bezel

A9100102 black anodized finish..... 42.99 set
A9100103 polished finish..... 37.99 set
A9100104 satin silver finish..... 37.99 set

Bezel Only

A9100105 black anodized..... 21.99 ea
A9100106 polished finish..... 18.99 ea
A9100107 satin silver finish..... 18.99 ea

Dimmer Switch Covers

P139 rubber pad..... 18.99 ea
P140 chrome pad..... 18.99 ea

OER AUTHORIZED



1978-81 Dimmer Switch Actuator

Reproduction dimmer switch actuator for 1978-81 full size models. This piece fits inside the column and is manufactured out of plastic as original.

153455 1978-81 with tilt..... 9.99 ea



1958-86 Headlamp Dimmer Switch Nut Tool

Specialty tool designed to remove and install headlamp switch nuts without causing damage. This tool is specifically designed to interlock with the recessed dimples on the outside edge of the bezel nut, which prevents any other contact that could potentially scratch the chrome bezel.

Note: 7/16" gap between pins.
CW1094 1958-66..... 10.99 ea

DASH & CONSOLE COMPONENTS

Switches & Components



1958-96 Back-Up/Neutral Safety Switch

Located on the lower steering column or the floor shifter of automatic transmission vehicles, or behind the clutch pedal of manual transmission vehicles. Applications to fit various 1958-96 full size models.

Automatic Transmission

Column Shift	Year	Powerglide	Price
DR411	1958-66	Powerglide	18.99 ea
E237	1968-69	standard	26.99 ea
DR418	1969-72	standard	14.99 ea
DR419	1974-76	standard	15.99 ea
DR403	1977-95	standard	12.99 ea
DR423	1981	standard	18.99 ea
DR403	1996	standard	12.99 ea


Console Shift	Year	Powerglide	Price
CX4100	1964	Powerglide	57.99 ea
CX4101	1965-67	standard	54.99 ea
13957	1965-68	Powerglide	54.99 ea

Floor Shift	Year	Price
1993434	1968-69	standard 30.99 ea

Manual Transmission

Clutch Pedal Mounted Neutral Safety Switch	Year	Price
3983965	1970	45.99 ea
3986841	1971-72	55.99 ea


PAINLESS



Neutral Safety/Back-Up Lamp Set

This externally mounted bracket and switch set is engineered to perform as a neutral safety switch or a back-up lamp switch by using one of two trigger levers included. Fits GM Turbo 350, 400, or 700R4. Mounts to the transmission pan.

80175	universal	49.99 set
-------	-----------	-----------



1962-77 Back-Up Lamp Switch

Classic Industries® offers back-up lamp switches for 1962-77 full size models. The back-up switch assembly is manufactured to factory specifications, including correct terminals. These switches are for use on manual transmission models only.

Manual Transmission

Transmission Mounted	Year	OER®	Price
1998728	1962	OER®	60.99 ea
1997929	1963	OER®	60.99 ea
1993661	1964	OER®	60.99 ea
1993307	1965-67	OER®	60.99 ea
1993431	1968	OER®	60.99 ea
2480003	universal	OER®	51.99 ea
Column Mounted	Year	OER®	Price
3943657	1969-72	OER®	47.99 ea
3943657	1973-77	OER® replacement	47.99 ea



1963-68 Back-Up Switch Mounting Set

Replacement back-up switch mounting set for 1963-68 Impala and full size Chevrolet models. Mounts to the transmission on 4-speed Muncie transmissions.

CA39504	1963-68	47.99 set
---------	---------	-----------



1971-81 Brake Lamp Switch Retaining Clip

Reproduction of the retaining clip that holds the brake lamp switch in place. The retaining clip is designed for 1/2" diameter switches.

1361699 1971-81 retaining clip..... 4.99 ea



1971-81 Brake Lamp Switch Retaining Clip

Reproduction of the retaining clip that holds the brake lamp switch in place. The retaining clip is designed for 1/2" diameter switches.

1361699	1971-81	retaining clip..... 4.99 ea
---------	---------	-----------------------------

New!



1965-70 Park Brake Lamp Switch

Reproduction park brake lamp switch for 1965-70 Chevrolet full size models. This switch mounts on the park brake lever and activates the park lamp on the dash. Will replace the old or broken original exactly.

14653	1965-70	park brake..... 17.99 ea
-------	---------	--------------------------

Switches and Components



1959-96 Windshield Wiper Switch

Reproduction windshield wiper switch for 1959-96 full size models. Manufactured to factory specifications with correct terminals and shaft. This switch is often worn or may become inoperative after extensive use.

Note: *With recess park.

Single Speed - OER* Authorized	
CX1755 1959-63	46.99 ea
CX1757 1964	36.99 ea
CX1756 1965-66	49.99 ea
2-Speed - OER* Authorized	
593175 1959-63	42.99 ea
643175 1964	49.99 ea
653175 1965-66	49.99 ea
14046* 1968	39.99 ea
1993463 1969-70	88.99 ea
1994112 1971-72	79.99 ea
ACDelco	
G5730 1995-96	77.99 ea

1958 Windshield Wiper Switch Nut

Reproduction of the hard to find windshield wiper switch nut. This nut replaces lost or damaged nuts on 1958 models with electric wipers.

TF402001 1958	3.99 ea
---------------	---------



1965-70 Wiper Switch Knob

Reproduction chrome windshield wiper switch knobs for 1965-70 Chevrolet full size models. Manufactured to factory specifications for an original appearance and fit.	
B99111 1965-66	19.99 ea
3906147 1967	9.99 ea
A6106303 1968	17.99 ea
K582 1969-70	4.99 ea

1965-66 Wiper Switch Knob/Bezel

Reproduction windshield wiper switch dash bezel for 1965-66 full size models. This bezel surrounds the wiper switch on the dash and is manufactured from aluminum as original.

3859224 1965-66 bezel	14.99 ea
-----------------------	----------

1968 Wiper Switch Bezel Nut

Reproduction of the windshield wiper switch bezel nut for 1968 Chevrolet full size models. This is bezel nut is used to attach the wiper switch to the dash.

A6106302 1968	22.99 ea
---------------	----------



Wiper Bezel Nut Tool

Specialty tool designed to remove and install wiper bezels nuts without causing damage. This tool is specifically designed to interlock with the recessed dimples on the outside edge of the bezel nut, which prevents any other contact that could potentially scratch the chrome bezel.

C1096 1958-60	10.99 ea
CW1094 1958-66	10.99 ea

New! 1969-70 Wiper Switch Seal

Reproduction door jamb switch seal for the door jamb switch for 1991-96 Impala SS models. Manufactured in rubber like the original, this accordion style seal prevent the elements from entering into the door jamb switch area. Sold individually. Use as required.

20057139 1991-96 seal	6.99 ea
-----------------------	---------

1991-96 Door Jamb Switch Seal

Reproduction door jamb switch seal for the door jamb switch for 1991-96 Impala SS models. Manufactured in rubber like the original, this accordion style seal prevent the elements from entering into the door jamb switch area. Sold individually. Use as required.

20057139 1991-96 seal	6.99 ea
-----------------------	---------



1994-96 Rear Window Defogger Switch

Located on the heater control panel of the 1994-96 Impala models, the defogger switch is often worn or inoperative due to extensive use. Replace the rear window defogger switch with this reproduction.

SW369 1994-96 Caprice	13.99 ea
SW369 1995-96 Impala	13.99 ea

1958-62 Convertible Top Switch

Replacement convertible top switch for 1958-62 Impala models with power convertible tops. If you want to add a power top or simply would like to replace your original power top switch, then this switch is what you need.

4761829 1958-62 convertible top	81.99 ea
---------------------------------	----------



1969-70 Convertible Top Switch

Reproduction power top switch and housing for Impala models that is technically correct with chrome wide paddle switch arm. Features a die-cast switch housing with a black face. Includes 4 top switch retaining clips.

A9100225 1969-70 assembly	59.99 ea
E331 1969-70 switch only	37.99 ea
KW082 1969-70 housing only	18.99 ea



1965-68 Conv. Switch Mounting Bracket

Correct reproduction under dash bracket for 1965-68 Impala convertible models. The bracket installs under the dash assembly and houses the convertible top switch. Includes the correct mounting clips for an easy installation.

KW458 1965-68	20.99 ea
---------------	----------



1958-60 Convertible Top Switch Knob

Reproduction chrome convertible top switch knob for 1958-60 full size models. This knob was manufactured to exact specifications and can be used with your original switch.

A1215 1958-60	59.99 ea
---------------	----------



1965-68 Tailgate Dash Window Switch

This switch replaces the tailgate window switch located in the dash on 1965-68 full size wagon models. Manufactured to original factory specifications replicating the original in appearance, design, and functionality. Features a black wide paddle arm switch assembled in a die-cast housing including 4 top switch retaining clips.

KW080 1965-68 black paddle	59.99 ea
----------------------------	----------



1970-77 Trunk Release Switch

Reproduction 1970-77 Chevrolet full size power deck lid or trunk release switch with yellow button and white "TRUNK" writing on the bezel.

TR2313Z 1970-77 "TRUNK"	18.99 ea
-------------------------	----------

Glove Box Components



A610513



1959-60 knob detail 1961-63 knob detail 1964 knob detail 1965-66 knob detail

1959-66 Four Way Flasher

Reproduction 4 way flashers for 1959-66 Impala and full size models. Includes correct style of knob, wiring connectors, and attachment hardware.

A610511	1959-60	without bracket	239.99 ea
A610512	1961-62	without bracket	239.99 ea
A610513	1963	without bracket	239.99 ea
A610514	1964	without bracket	239.99 ea
A610515	1965	with bracket.....	239.99 ea
A610516	1966	with bracket.....	239.99 ea



396256

398165

411525

1967-78 Hazard Switch Knob

OER® hazard/emergency flasher knobs for 1967-78 full size models. 1967-71 models are die-cast and chrome-plated as original. 1972-78 models are injection molded ABS plastic and feature white painted details as original.

396256	1967	"FLASHER" letters	12.99 ea
398165	1967-71	"FLASHER" letters	10.99 ea
411525	1972-78	"HAZARD" letters.....	6.99 ea



748770

1977-93 Hazard Knob Set

Reproduction hazard knob set found on a wide variety of GM models. Set includes a knob, release collar, tension spring, and screw. Manufactured in black injection molded ABS, the release collar features the word "Hazard" vertically beside a triangular hazard icon painted in accenting white paint as original.

Hazard Knob Set			
748770	1977-93	set.....	6.99 set

Individual Components


G13124	1977-93	spring.....	1.99 ea
G13125	1977-93	mounting screw.....	2.99 ea



GB3020



GB3030



GB3080



GB3120

1958-76 Inner Glove Box

Glove boxes are manufactured with OEM quality materials and include inner flocking, when required, for an authentic appearance. Completely assembled and ready-to-install.

GB3020	1958	base model.....	19.99 ea
GB3030	1959-60	base model.....	19.99 ea
GB3050	1961-62	without AC.....	19.99 ea
GB3040	1961-62	with AC.....	19.99 ea
GB3060	1963-64	without AC.....	19.99 ea
GB3070	1963-64	with AC.....	19.99 ea
GB3090	1965-66	without AC.....	20.99 ea
GB3080	1965-66	with AC.....	20.99 ea
GB3100	1967	without AC.....	20.99 ea
GB3110	1967	with AC.....	20.99 ea
GB3120	1968	without AC.....	20.99 ea
GB3180	1971-76	without AC.....	21.99 ea



1961 Glove Box Door Fascia

Reproduction of the glove box door fascia for 1961 Impala models. This aluminum dash fascia features the correct black accents and includes the pre-punched hole for the glove box lock.

C6120	1961	119.99 ea
-------	------	-------	-----------



1963-64 Glove Box Door

Reproduction glove box door for all 1963-64 full size models. Manufactured in stamped steel to factory specifications for a perfect fit and finish. Predrilled for the lock assembly. Door hinge sold separately.

B17194	1963-64	135.99 ea
--------	---------	-------	-----------



1963-64 Glove Box Door Hinge

Reproduction glove box door hinge for all 1963-64 full size models. Manufactured in stamped steel to factory specifications for a perfect fit.

B17195	1963-64	53.99 ea
--------	---------	-------	----------



1959-60 Glove Box Door Stop Brackets

Reproduction glove box door stop brackets for 1959-60 Chevrolet full size models. These reproduction brackets are manufactured from a high-quality stamped steel to factory specifications. Includes LH and RH arm brackets and mounting hardware.

L5033P	1959-60	all.....	49.99 pr
--------	---------	----------	----------



K1101

11429

R5432

Glove Box Insert Screw Clip

Correct style glove box screw clip for various full size vehicles.

K1101	2 prong style.....	.99 ea
R5432	2 prong - 10 piece set.....	8.99 set
11429	J-clip style.....	.69 ea



T1439



K553

1958-76 Glove Box Screw Set

Glove box screw set for 1958-76 full size models. Correct hardware can make any installation job easier. Replace your missing or damaged hardware with these quality reproductions. Seven piece set.

T1439	1958-66	1.99 set
K553	1967-76	OER®.....	3.99 set

Glove Box Components



NEW

1958-76 Glove Box Door Bumpers

Protect your glove box door by replacing the bumpers with these high-quality reproductions.

A4250 1958-76 2.99 pr

1982-93 Glove Box Door Bumper

Reproduction anti-rattle rubber bumper for the glove box door on 1982-93 Impala and Caprice models. Measures 5mm in height and fits a 3mm hole. Sold individually. 2 required per application.

3955982 1982-93 2.99 ea

1958 Glove Box Door Link Grommet

1958 full size glove box door link grommet. Get rid of that annoying squeak in the dash by replacing this grommet to keep the metal parts of the glove compartment from rubbing against each other.

RD2016 1958 21.99 ea



1961-76 Glove Box Door Arm Bumper

Reproduction rubber stopper originally installed on the glove box door arm on all 1961-76 full size Chevrolet models.

3820023 1961-64 5.99 ea

4566397 1967-76 3.89 ea



1959-66 Glove Box Lock Striker Plate

Reproduction glove box striker plate for 1959-66 Chevrolet full size models. These reproduction striker plates are manufactured from a high-quality stamped steel to factory specifications. Includes mounting hardware.

L5067P 1959-60 all 15.99 ea

B9084 1961-63 all 11.99 ea

B9083 1964 all 5.99 ea

Y5018P 1965-66 all 18.99 ea



1958-91 Glove Box Lock and Keys

Reproduction glove box locks for 1958-91 full size models. Glove box locks are pre-coded and include two preset keys.

Case Only
1380873 1966-67 21.99 ea

Non-Locking
TK169B 1961-62 13.99 ea

Original Style Pear Head Keys

TK168A 1958-60 22.99 ea

TK169A 1961-62 29.99 ea

TK168A 1963 22.99 ea

TK118A 1964 21.99 ea

TK165A 1965-66 22.99 ea

TK166A 1967 21.99 ea

TK119A 1968 18.99 ea

Late Style Oval Head Keys

TK168 1958-60 19.99 ea

TK169 1961-62 19.99 ea

TK168 1963 19.99 ea

TK118 1964 21.99 ea

TK165 1965-66 18.99 ea

TK166 1967 17.99 ea

TK119 1968 16.99 ea

Original Style Oval Head Keys

TK119 1969-76 16.99 ea

Uncoded Lock Cylinder with Bezel

TK616 1970-91 18.99 ea

1968-90 Glove Box Lock Case

Replace your glove box lock case assembly. This case and hook assembly is ready for your original or new lock cylinder. Keys and lock cylinder are not included.

G8695 1968-90 41.99 ea



1958-64 Glove Box Lock Retainer

This is a reproduction of the glove box lock retainer for all 1958-64 models. Secures the lock to the door for proper glove box function.

E1339 1958-64 retainer 4.99 ea



1958-72 Glove Box Lamp Assembly

Reproduction glove box lamp assembly for 1958-72 Chevrolet full size models. Includes: correct orange color coated wire harness, lamp housing with button switch assembly, and bulb.

CX2043 1958-72 21.99 ea



1962 Glove Box Emblem

Reproduction dash emblem for 1962 Chevrolet Impala models. These chrome plated die cast emblems are manufactured to factory specifications for an authentic fit and original appearance.

C6208 1962 56.99 ea



1964-66 Impala Glove Box Emblem

Reproduction glove box door emblems for 1964-66 Impala models. Manufactured with all the correct details for an exact replacement. Includes hardware.

B11902 1964 Impala 59.99 ea

15170 1965 Impala 69.99 ea

CM2590 1966 SS 20.99 ea



1969-70 Glove Box Lock Nut Tool

This is a handy tool that will make removing the glove box lock from the door easy. Fits the 9/16" i.d. of the retaining nut.

CW1093 1969-70 12.99 ea

Cigarette Lighters & Components



1958-90 Cigarette Lighter (Rochester)

Reproduction cigarette lighter knob and element for 1958-90 Chevrolet full size models. Features correct knob details and finish, for Rochester style housings. Housing sold separately.

3742400	1958-60	34.99 ea
7025975	1964	26.99 ea
3861472	1965-66	32.99 ea
7031884	1967	23.99 ea
A6106300	1968	25.99 ea
14960	1980-84	29.99 ea
14960	1988-90	29.99 ea



1961-63 Cigarette Lighter (Casco)

OER® reproduction Casco style cigarette lighter assembly including the knob and heating element for 1961-63 Impala and full size models. Includes the knob and a Casco style heating element featuring the correct contours and bright chrome finish exactly as original. 3782619 1961-63..... 31.99 ea



1964 Casco Cigarette Lighter Set

Reproduction Casco style cigarette lighter set for 1964 models. Each lighter assembly includes the knob with heating element, housing, and housing retainer. B9111 1964 Casco style..... 21.99 ea



1961-90 Cigarette Lighter Set

Reproduction Rochester cigarette lighter sets including the correct lighter, housing, and retainer for full size Chevrolet models.

Lighter Sets with Housing and Retainer		
881423	1961-63	66.99 set
881424	1964	60.99 set
881425	1965-66	67.99 set
881420	1967	59.99 set
881413	1980-90	76.99 set



Tall Style Service Replacement Lighter

Return the functionality of your vehicle's cigarette lighter back to factory specs. We offer several knob designs for Rochester or Casco style lighter systems. These lighters have a molded rubber knob and features the taller height that is required for most dash installations or where clearance is not a problem.

Casco Style with 1" Element		
344803	black with cigarette icon	22.99 ea
3986889	black with chrome ring	22.99 ea
Rochester Style with Element		
7028146	black with cigarette icon	34.99 ea
7029278	black with chrome ring	34.99 ea



Short Style Service Replacement Lighter

Return the functionality of your vehicle's cigarette lighter back to factory specs. We offer several knob designs for Casco or Rochester style lighter systems. These lighters feature the shorter height that is required for many in dash, rear seat armrest or ashtray lighters.

Casco Style with 7/8" Element		
14078903	black metal with cig. icon	39.99 ea
Rochester Style with Element		
7021685	chrome die-cast 9/16" dia.	29.99 ea
7021685A	chrome plastic 3/4" dia.	29.99 ea



Universal Casco 7/8" Replacement Lighter Knob and Element

Universal fit Casco type cigarette lighter assembly designed for a variety of models. Includes a vintage style reproduction knob and a 7/8" Casco style element. Designed as a universal fit item. Will fit virtually any Casco style lighter receiver that requires a 7/8" tall element.

Casco Style with 7/8" Element - Tall		
748825	with flame icon	22.99 ea
748824	without flame icon	22.99 ea

1961-65 Cigarette Lighter Dash Bezel

Cigarette lighter dash bezel for 1961-64 full size and 1965 Impala and Impala SS models. Manufactured from bright finished aluminum to factory specifications. 3813733 1961-65..... 4.99 ea



1968 Cigarette Lighter Dash Bezel

Reproduction of the cigarette lighter dash bezel for 1968 Chevrolet full size models. Chrome-plated ABS plastic with black painted details. A6106304 1968..... 24.99 ea

Cigarette Lighter Components



1958-96 Casco Lighter (Housing, Element, Retainer)

Our reproduction Casco lighter assembly includes almost everything you will need to replace your Casco style lighter, except the knob. Select from 1" style which generally installs in the dash, or the shorter 7/8" style which is typically used in an ashtray or other location where space is a concern.

Note: Must re-use your original knob.

11516142	1958-96	Casco 7/8"	19.99 set
3986869	1958-96	Casco 1"	17.99 set



1958-96 Cigarette Lighter Heating Element

Replace the heating element on your cigarette lighter to repair an inoperative or worn lighter assembly. We offer your choice of Rochester or Casco style elements to repair most applications.

Rochester Style

7026520	1958-90	stud length 1/4" ..	12.99 ea
---------	---------	---------------------	----------

Casco Style

78	1958-96	7/8"	9.99 ea
72	1958-96	1"	9.99 ea



1958-90 Cigarette Lighter Housing

If your lighter isn't working, it may be your housing assembly. These replacement cigarette lighter housings will fit various 1958-90 Chevrolet full size models. Housing retainers sold separately.

Rochester Style

7027910	1958-69	stud connector.....	29.99 ea
7028056	1970-90	blade connector....	26.99 ea
7028145	1972-90	stud connector.....	24.99 ea



1958-90 Rochester Housing Retainer

Reproduction cigarette lighter housing retainer for 1958-90 Chevrolet full size models equipped with a Rochester style cigarette lighter. This steel retainer holds the lighter housing in the dash.

7002184	1958-70.....	12.99 ea
17062404	1971-90.....	22.99 ea



12 Volt Auxiliary Power Outlet

Add an additional 12 Volt power outlet to your vehicle with a universal fit power outlet assembly with cover. This dependable source of 12V power, powers cell phone, radar detectors, spotlights, and other 12 Volt powered accessories. The plastic cover prevents dirt and moisture from entering the socket.

154691	12 Volt.....	6.99 ea
--------	--------------	---------



1977-81 Ashtray Fiber Optic Lamp Hood

Replacement hood for all models equipped with an ashtray fiber optic lamp.

G8785	1977-81	5.99 ea
-------	---------------	---------



1967-74 Ashtray Lamp Socket

Correct replacement socket for all 1967-74 full size models that include a fiber optic ashtray lamp assembly.

6288601	1967-74.....	14.99 ea
---------	--------------	----------

ACDelco



1973-79 Ashtray Lamp Socket

Correct replacement socket for all models equipped with an electric ashtray assembly.

G6764	1973-79	with lead wire	56.99 ea
-------	---------	----------------------	----------



1958-59 Ashtray Slide Cover

Replace the missing or broken sliding ashtray covers on your 1958-59 Chevrolet full size. These high-quality reproductions are designed to replace your originals exactly and feature bright chrome-plating.

B10581	1958-59	LH or RH.....	25.99 ea
--------	---------	---------------	----------



1958-90 Rear Ashtray Insert

Replace your old worn out or pitted ashtray inserts with these quality reproductions. Manufactured from stamped steel to factory specifications for an original appearance and fit. Fits LH or RH of the vehicle.

Use with Slide Covers #B10581

CX2084	1958-59	2 door hardtop.....	13.99 ea
CX2084	1958-59	convertible	13.99 ea

Replacement Insert for Ashtray #S801663

Measures: 2-3/16" x 1-1/8"			
K1103	1968-76	2 door hardtop.....	14.99 ea
K1103	1968-76	convertible	14.99 ea

Replacement Insert for Ashtray #S795489

Measures: 2-1/8" x 1"			
K1104	1969	2 door.....	14.99 ea
K1104	1976-90	wagon - rear	14.99 ea



1961-62 Dash Ashtray and Bracket

Reproduction dash ashtrays for 1961-62 Chevrolet full size models. Manufactured to factory specifications and feature the correct pattern on the lid to match the dash fascias. The bracket mounts to the dash and the ashtray slides into it.

C6123	1961	ashtray	94.99 ea
C6124	1962	ashtray	89.99 ea
B6125	1961-62	bracket.....	31.99 ea

Ashtrays



1960-67 Rear Side Ashtray

Replace your old worn out or pitted ashtrays with these quality reproductions. Manufactured to factory specifications with correct contours for an original appearance and fit. These stamped steel chrome-plated ashtray assemblies are manufactured to factory specifications with correct contours for an original appearance and fit. N1000 angled ashtrays are manufactured from polished stainless steel.

Impala and Impala SS

FA505 1960-67 2 door hardtop 24.99 ea
FA505 1960-67 convertible..... 24.99 ea

Caprice

FA505 1966-67 2 door hardtop..... 24.99 ea

Impala/Biscayne - OER®

4772998 1962-64 4 door hardtop 26.99 ea
4772998 1962-64 4 door sedan..... 26.99 ea
4772998 1962-64 4 door wagon..... 26.99 ea

Biscayne - OER®

4772998 1965-67 2 door sedan..... 26.99 ea
4772998 1965-67 4 door sedan..... 26.99 ea
4772998 1965-67 4 door wagon..... 26.99 ea

Bel Air with Angled Side Ashtray

N1000 1962-67 2 door..... 36.99 pr



1964 Impala Dash Ashtray Assembly

OER® dash ashtray for 1964 Impala models. Includes ashtray with a bright finished aluminum ribbed face, knob, and knob bezel. (Impala SS models must use original engine turned faceplate). Each ashtray unit will fit and install as original.

3840801 1964..... 49.99 ea

1990 Ashtray Bumper

Reproduction anti-rattle rubber bumper for the ashtray on 1990 full size models. Measures 5mm in height and fits a 3mm hole. Sold Individually.

3955982 1990..... 2.99 ea



1965-66 Dash Ashtray Assembly

OER® dash ashtray for 1965-66 Chevrolet full size models. Available with a bright finished aluminum faceplate or black painted face.

Impala and Impala SS - Silver Face

K145 1965-66 LH..... 49.99 ea
K144 1965-66 RH..... 49.99 ea

Bel Air and Biscayne - Black Face

3876428 1965-66 LH..... 49.99 ea
3871116 1965-66 RH..... 49.99 ea



1966-69 Center Console Ashtray

Center console ashtray insert for 1966-69 Chevrolet Impala, Bel Air, and Caprice models with automatic or manual transmissions. Manufactured to correct factory specifications featuring zinc-plating for long-lasting dependability. This is an accurate reproduction ashtray in appearance, quality, and fitment.

3877275 1966-67 auto transmission..... 29.99 ea
3919950 1968-69 manual transmission 39.99 ea



1966-69 Center Console Ashtray

Center console ashtray insert for 1966-69 Chevrolet full size models. This is an accurate reproduction of the original in appearance, quality, and fitment.


3877292 1966-67 manual transmission 39.99 ea
3877292 1968-69 auto transmission..... 39.99 ea



1968-76 Rear Quarter Ashtray

OER® rear ashtray with factory style ribbed lid for 1968-76 two door hardtop and convertible models. These stamped steel chrome-plated ashtray assemblies are manufactured to factory specifications with correct contours for an original appearance and fit. Includes ashtray insert. Measures: 4" x 2-1/2" x 2".

8801663 1968-76 2 door hardtop..... 44.99 ea
8801663 1968-76 convertible..... 44.99 ea



1969-90 Rear Quarter Ashtray

OER® reproduction of the rear ashtray assembly for 1969 full size models and 1976-90 station wagon models. Includes the insert.

With Ribbed Lid, Chrome Finish - 3-1/8" x 2"

8795489 1969 2 door..... 34.99 ea
8795489 1976-90 wagon - rear..... 34.99 ea

With Smooth Lid, Chrome Finish - 3-1/8" x 2"

K813 1969 2 door..... 34.99 ea
K813 1976-81 wagon - rear..... 34.99 ea

With Smooth Lid, Chrome Finish - 4" x 2-1/2"

K4171 1968-75 sport coupe..... 34.99 ea
K4171 1968-75 convertible..... 34.99 ea



1958-59 Vacuum Ashtray Kit

Reproduction vacuum ashtray kits for 1958 Chevrolet Bel Air, Nomad, and 1958-59 Impala models. Reproduction of the dealer installed option. These ashtrays sucked the cigarette/cigar ashes out through a device under the dash. The trash was stored in a special cylinder under the dash where drivers could later dispose of the ash. Complete kit with hardware and installation instructions.

BC9803 1958 vacuum kit 699.99 kit
BC9804 1959 vacuum kit 699.99 kit

1958-76 Tilt Steering Columns

id IDIDIT



Your Choice of Finishes:

- Paintable Steel
- Chromed Steel
- Brushed Billet Aluminum
- Polished Billet Aluminum
- Black Powder Coated

These tilt steering columns include levers and knobs and come wired for self-canceling turn signals, 4 way flashers, and horn. A neutral safety switch is included with all column shift units. The original under dash mounting hardware and floor mount can be reused. A stock steering wheel from a 1969 and newer GM passenger car will bolt right up. The shift pattern on the column will allow you to use either a 3-speed or 4-speed automatic transmission (will not match the detents on a Powerglide). A cable shift control set is required for installation of column shift columns and will attach to the lower shift arm provided on the column.

Note: Column shift units do not include a gear selector indicator.

Information Concerning ididit Steering Columns

- The 1958 "column shift" column will move the steering wheel closer to your body than original. If this is a concern, we offer a short adapter. Use either part #SC2110P (polished) or SC2110C (chrome).
- On 1963-64 models, the original column had a dash bezel permanently attached to the column. An aluminum replacement is included with the column.
- The 1967 "column shift" column does not have a provision for the original dash indicator. An aftermarket indicator is required. A four way flasher set is not available for the 1967. The car was originally equipped with a flasher unit. A wiring harness adapter is included with the column.
- The 1958-66 models need a wire adapter to plug into your original wire harness

Column Shift

1958 Tilt Steering Columns		
SC11458	paintable steel.....	858.99 ea
SC11458C	chromed steel.....	1143.99 ea
SC11558B	brushed aluminum.....	1547.99 ea
SC11558P	polished aluminum.....	1547.99 ea

1959-60 Tilt Steering Columns		
SC11460	paintable steel.....	858.99 ea
SC11460C	chromed steel.....	1143.99 ea
SC11560B	brushed aluminum.....	1547.99 ea
SC11560P	polished aluminum.....	1547.99 ea
1140600051	black power coated.....	1107.99 ea

1961-62 Tilt Steering Columns		
SC11462	paintable steel.....	858.99 ea
SC11462C	chromed steel.....	1143.99 ea
SC11562B	brushed aluminum.....	1547.99 ea
SC11562P	polished aluminum.....	1547.99 ea

1963-64 Tilt Steering Columns		
SC11467	paintable steel.....	973.99 ea
SC11467C	chromed steel.....	1264.99 ea

1965-66 Tilt Steering Columns		
SC11466	paintable steel.....	858.99 ea
SC11466C	chromed steel.....	1143.99 ea
SC11566B	brushed aluminum.....	1547.99 ea
SC11566P	polished aluminum.....	1547.99 ea

1967-68 Tilt Steering Columns		
SC10466	paintable steel.....	858.99 ea
SC10466C	chromed steel.....	1143.99 ea
SC10566B	brushed aluminum.....	1547.99 ea
SC10566P	polished aluminum.....	1547.99 ea

1971-76 Tilt Steering Columns		
SC215067	paintable steel.....	1349.99 ea
SC215066C	chromed steel.....	1655.99 ea
SC215066D	black power coated.....	1619.99 ea

Floor Shift

1958 Tilt Steering Columns		
SC11258	paintable steel.....	532.99 ea
SC11258C	chromed steel.....	731.99 ea
SC10758B	brushed aluminum.....	1006.99 ea
SC10758P	polished aluminum.....	1006.99 ea
1120580051	black power coated.....	695.99 ea

1959-60 Tilt Steering Columns		
SC11260	paintable steel.....	532.99 ea
SC11260B	black power coated.....	695.99 ea
SC11260C	chromed steel.....	731.99 ea
SC10760B	brushed aluminum.....	1006.99 ea
SC10760P	polished aluminum.....	1006.99 ea

1961-62 Tilt Steering Columns		
SC11262	paintable steel.....	532.99 ea
SC11262C	chromed steel.....	731.99 ea
SC10762B	brushed aluminum.....	1006.99 ea
SC10762P	polished aluminum.....	1006.99 ea
1120620051	black powder coated.....	695.99 ea

1963-64 Tilt Steering Columns		
SC11267	paintable steel.....	637.99 ea
SC11267C	chromed steel.....	846.99 ea
SC10767B	brushed aluminum.....	1113.99 ea
SC10767P	polished aluminum.....	1113.99 ea

1965-66 Tilt Steering Columns		
SC11266	paintable steel.....	532.99 ea
SC11266C	chromed steel.....	731.99 ea
SC10766B	brushed aluminum.....	1006.99 ea
SC10766P	polished aluminum.....	1006.99 ea
1120660051	black power coated.....	695.99 ea

1967-68 Tilt Steering Columns		
SC10266	paintable steel.....	532.99 ea
SC10266C	chromed steel.....	731.99 ea
SC10066B	brushed aluminum.....	1006.99 ea
SC10066P	polished aluminum.....	1006.99 ea
1120780051	black power coated.....	695.99 ea

1971-76 Tilt Steering Columns		
SC214066	paintable steel.....	1013.99 ea
SC214066C	chromed steel.....	1221.99 ea
SC214066D	black powder coated.....	1186.99 ea

1958-70 Tilt Steering Column

These tilt steering columns feature all-new components including a 1 piece cast upper housing design with a keyed GM ignition switch that has the standard GM pull. Designed to bolt in place of the original column. Complete turn signals, hazards, and horn. The shift lever with the shift indicator are included on column shift applications. All Flaming River columns are made from 304 grade stainless steel, in paintable mill finish or polished to a high luster. They will never rust and are chemically clean and can be painted to match or highlight an interior with only minor preparation.

Column Shift

FR20025A	1958-60	paintable.....	906.99 ea
FR20025B	1958-60	polished.....	1054.99 ea
FR20027A	1962	paintable.....	906.99 ea
FR20027B	1962	polished.....	1050.99 ea
FR20024A	1963-64	paintable.....	906.99 ea
FR20024B	1963-64	polished.....	1054.99 ea
FR20021A	1965-69	paintable.....	974.99 ea
FR20021B	1965-69	polished.....	1123.99 ea

Key Column Shift

FR30104C	1969-70	paintable.....	1000.99 ea
FR30104B	1969-70	polished.....	1241.99 ea
FR30104C	1969-70	black.....	1133.99 ea

Floor Shift

FR20005A	1965-69	paintable.....	491.99 ea
FR20005B	1965-69	polished.....	691.99 ea

New!

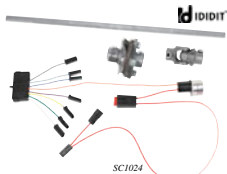


USA Tilt Floor Shift Steering Column

Add style and function to your tilt steering column with ididit's OE ignition. Our key ignition system includes an easy effort electric ignition switch, relays and two coded keys. ididit ignition columns have an electric internal ignition, therefore there are no external ignition components bolted to the exterior of your column. Our tilt column features our unique 8 position tilt, which cannot be found anywhere else on the market. Self-canceling turn signals, 4 way flashers, a 1" ID output shaft, horn wiring and our standard dress-up kit are also included with this column.

SC280020	28"	chrome.....	685.99 ea
1520320020	32"	chrome.....	1130.99 ea

Tilt Steering Components



1958-67 Column Installation Parts

Install your ididit steering column into your classic Chevrolet using new parts from the column to the gearbox. All you need to know is the diameter of the gearbox input shaft and the number of the splines. Sets are available for vehicles with a factory original harness and will include a 4 way flasher set. Many aftermarket wiring companies offer replacement panels that incorporate a 4 way flasher unit as well as the flat 3-7/8" harness. If you are using one of these panels, a 4 way flasher set is not necessary as it has been incorporated into the wiring panel. Components also available separately.

Note: Sets include a new U-joint, rag joint and steering shaft. On 1965-67 full size models the steering box is behind the crossmember, therefore only a rag joint is needed for installation. On 1965-66 models you must purchase the wire harness adapter separately. See component listings for your application.

Installation Sets

Original Wire Harness - Manual Steering		
SC1019	1958	3/4" 30 spline..... 269.99 set
SC1020	1958	3/4" 36 spline..... 269.99 set
SC1021	1959-62	3/4" 30 spline..... 269.99 set
SC1022	1959-62	3/4" 36 spline..... 269.99 set
SC1023	1963-64	3/4" 30 spline..... 269.99 set
SC1024	1963-64	3/4" 36 spline..... 269.99 set

Aftermarket Wire Harness - Manual Steering		
SC2025	1958-64	3/4" 30 spline..... 234.99 set
SC2026	1958-64	3/4" 36 spline..... 234.99 set

Aftermarket Wire Harness - Power Steering		
SC2019	1963-64	13/16" 36 spline..... 259.99 set

Tilt Column Wire Adapter

MP35785	1958	47.99 ea
MP37616	1959-62	49.99 ea
MP37618	1963-66	49.99 ea

Tilt Column Universal Joint

1958-64 for Original Intermediate Shaft		
SC1016	3/4" 36 spline x 3/4" 36 spline	79.99 ea
1958-64 for New Intermediate Shaft		
SC1017	3/4" 36 spline x 3/4" DD	79.99 ea

Tilt Column Steering Shaft

This shaft can be used on 1958-64 models to replace your worn out or missing original when installing an ididit column. Use with SC1017 U-joint and SC1007 or SC1068 rag joint.

SC1018	3/4"-DD x 36"	36.99 ea
--------	---------------	----------

Tilt Column Rag Joint

To complete your column installation, you should also replace your full size Chevrolet's rag joint. These replacement rag joints are the highest quality on the market. This item wears out over time and miles and should be replaced when installing your new column. Available for manual and power steering applications.

Note: Use SC1018 shaft with SC1007 and SC1009 rag joints.

1958-64			
SC1007	manual	3/4" DD x 3/4"-30	105.99 ea
SC1009	power	3/4" DD x 13/16"-36	105.99 ea

1965-67

SC1010	manual	3/4"-36 x 3/4"-30	105.99 ea
SC1011	manual	3/4"-36 x 3/4"-36	105.99 ea
SC1012	power	3/4"-36 x 13/16"-36	105.99 ea



1958-69 Steering Wheel Adapter Set

This ididit steering wheel adapter set is needed when installing a pre-1969 steering wheel to an ididit steering column. Set includes the necessary items for the horn to function properly and an aluminum ring used to fill the gap between the steering wheel and the column.

2612100040	1958-64	38.99 set
2612100240	1965	38.99 set
2612100040	1966-69	38.99 set



Tilt Column Steering Wheel Adapter

These ididit steering wheel adapters allow you to bolt most aftermarket wheels to your new tilt column. They feature close tolerances and virtually no gap between the adapter and column. Available in 3, 5, 6, and 9 bolt configurations.

Important: The 9 bolt short adapter moves the steering wheel 2" closer to the dash and away from your body for more clearance.

3 Bolt

Mullins, Pete & Jake with Horn Cap		
SC2931B	brushed	155.99 ea
SC2931P	polished	155.99 ea
SC2931C	chrome	221.99 ea

Grant, Wheel Shoppe Wheel		
SC2831B	brushed	102.99 ea
SC2831P	polished	102.99 ea
SC2831C	chrome	165.99 ea

5 Bolt

Grant Style Wheel, with Horn Button		
SC2731B	brushed	102.99 ea
SC2731P	polished	102.99 ea
SC2731C	chrome	162.99 ea

6 Bolt

Lecarra Style Wheel, with Horn Button		
SC2231B	brushed	102.99 ea
SC2231P	polished	102.99 ea
SC2231C	chrome	165.99 ea

Momo Style Wheel		
SC2323B	brushed	102.99 ea
SC2323P	polished	102.99 ea
SC2323C	chrome	165.99 ea

Dino/Diablo Style Wheel		
SC2223B	brushed	102.99 ea
SC2223P	polished	102.99 ea
SC2223C	chrome	165.99 ea

Nardi Style Wheel		
SC2234B	brushed	102.99 ea
SC2234P	polished	102.99 ea
SC2234C	chrome	165.99 ea

1963-66 Corvette Style Wheel		
SC2235B	brushed	102.99 ea
SC2235P	polished	102.99 ea
SC2235C	chrome	165.99 ea

9 Bolt

Grant, Boyd, & More with Horn Button		
SC2131B	brushed	102.99 ea
SC2131P	polished	102.99 ea
SC2110P	polished - short style	161.99 ea
SC2131C	chrome	165.99 ea
SC2110C	chrome - short style	236.99 ea



Steering Column Cable Shift Control Set

These shift cable sets come complete with the shift cable, the cable bracket, the transmission bracket, all necessary hardware, and instructions for GM models. Requires 3" of clearance between firewall and lower shift lever with TH1350/TH400/700R/TH200/200-4B/4L/60 and 4L60E transmissions (will not work with early Powerglide or 4L80).


2" Column		
SC1065	GM column	205.99 set
SC1072	ididit column	171.99 set
2-1/4" Column		
SC1073	ididit column	171.99 set



U-Joints for Installation

To complete installing your steering column to your steering gearbox, you will need the proper U-joint for easy installation.

Polished			
13440	3/4"-36 x 13/16"-36	79.99 ea	
123449	3/4"-36 x 3/4" DD	126.99 ea	
13447	3/4" DD x 3/4" DD	79.99 ea	
13452	3/4"-36 x 1" DD	79.99 ea	
124334	1"-48 x 3/4" DD	126.99 ea	
Black			
CPPUJ16K	3/4" DD x 3/4" smooth	78.99 set	
CPPUJ1K	9/16"-26 x 3/4" DD	78.99 set	
CPPUJ2K	1"-48 x 3/4" DD	63.99 set	
CPPUJ3K	3/4"-36 x 3/4" DD	63.99 set	
CPPUJ4K	3/4"-36 x 3/4"-36	63.99 set	
CPPUJ5K	3/4"-36 x 3/4" DD	59.99 set	
CPPUJ6K	3/4" DD x 3/4" DD	78.99 set	
CPPUJ7K	1" DD x 3/4" DD	78.99 set	
CPPUJ9K	13/16"-36 x 3/4" DD	78.99 set	



U-Joint with Vibration Reducer

With the more frequent use of rack and pinions and low profile performance tires, there are more road vibrations transmitted to the steering wheel than in the past. Using a Borgeson vibration reducer results in an immediate change in the steering feel and as an added benefit, this reduction in vibration has been shown to increase the overall life of the steering components.

34935	3/4" DD x 1" DD	115.99 ea
34934	3/4" - 36 x 3/4" DD	115.99 ea
34943	1" - 48 x 3/4" DD	115.99 ea

Steering Column Components



FR1717DD

Billet U-Joints

These billet U-joints are CNC-machined from aircraft steel to precision tolerances. Features sealed needle bearings for longer wear and excellent nickel-plated for corrosion resistance.

FR1717DD 1" DD x 3/4" DD 108.99 ea
FR1758 1" DD x 1 1/16" DD 110.99 ea

New!



1961-64 Steering Column Shaft Coupling Kit

Reproduction 1961-64 Chevrolet full size models steering column shaft coupling kit. Kit includes: steering shaft coupler, clamp bolt and nut, spring wire retainer, rubber dust boot, and the two square studs that attach to the end of the steering column shaft.

L04014P 1961-64 full size 194.99 kit

New!



Steering Column Shaft Coupler

BORGESON universal steering shaft couplers can be used to extend the steering box, the RP shaft, or the column shaft. BORGESON steering shaft couplers can be welded and/or pinned to the unsplined end of the shaft and are available in many popular applications to complete your buildup. This coupler connects the intermediate shaft to the steering column on several GM models with a 1" 48 spline x 3/4" double D shape.

SC1042 universal 46.99 ea

New!



Tilt Column Rag Joint

To complete your ididit steering column installation, you should also replace your rag joint. When installing an ididit column in your vehicle, you must use the correct application to match the column output shaft.

Manual
SC1001 1" 48 spline x 3/4" 30 105.99 ea



450024



450036

Slip Steering Shaft

The slip shaft is a cut-to-fit design and allows six inches of movement, eliminating binding caused by body flex. Includes a 1 1/75" DD slip shaft and a protective bellows.

Note: This shaft requires universal joints (sold separately).
450024 21"-27" DD shaft 78.99 ea
450036 30"-36" DD shaft 78.99 ea

New!




Universal Steering Shaft

Steering shafts from ididit offer a safe and inexpensive way to replace your intermediate shaft. Features mild steel construction and an installed rag joint and U-joint, locked into position with set screws. The steering shaft uses a 3/4" DD shaft design for compatibility in many different applications.

SC1058 2-5/16" long 24.99 ea

New!



409418

429422

1958-66 Steel Steering Shafts

Reproduction steering shaft is produced of standard steel available in standard or polished.

Steel Shafts
409418 1958-66 3/4" DD x 18" .. 23.99 ea

Polished Shafts
429422 1958-66 3/4" DD x 22" .. 85.99 ea
429436 1958-66 3/4" DD x 36" .. 122.99 ea

New!



1964-75 Steering Column Shaft Sphere

Reproduction steering column shaft spheres for 1964-75 full size models. This sphere set consists of two column shaft steering spheres and spring.

26057095 1964-75 all with tilt 12.99 set

New!



1968-77 Intermediate Shaft Coupler Seal

Reproduction steering column intermediate rubber shaft seal for 1968-77 full size models. This seal replaces the rubber seal that installs between the steering shaft and swivel on the intermediate shaft.

14671 1968-77 29.99 ea



1958-63 Upper Steering Column Bearing

Restore proper steering function and drive ability to all full size and El Camino models with this upper steering column bearing assembly. We've updated this part to include the spring and retainer for an easy installation!

E1175 1958-62 all 21.99 ea
E1175 1963 without tilt 21.99 ea

New!



5679205

5698407

1964-68 Upper Steering Column Bearing

Reproduction upper steering column bearing for 1964-68 Impala and full size models with or without tilt wheel.

Note: *Ignition key switch located in the dash.
5679205 1964-66 without tilt 9.99 ea
5698407* 1967-68 with tilt 49.99 ea

New!



1982-91 Upper Steering Column Bearing

ACDelco steering shaft bearings will renew support of your steering shaft and reduce friction. They are GM recommended replacements and will provide the same performance, durability, and service life you've come to expect. Replace your worn steering shaft bearings to improve steering feel and maintain smooth shaft movement with new bearings from ACDelco.

7819517 1982-91 44.99 ea

Steering Column Components



PAINLESS

Key Column Wiring Adapter

The key column wiring adapter is designed to adapt your wiring harness to a Flamingo Fire ignition style column.

Note: Not necessary if your previous column had an ignition switch.

FR20118A non-original column switch 45.99 ea

New!

PAINLESS



Steering Column/Pigtail Set

Includes: 2 keyed column ignition switch pigtails, 1 turn signal pigtail with 2 connectors, and 1 dimmer switch pigtail. 12" pigtails include proper crimps installed on factory connectors for an OE appearance and GM color coded, industry certified high temp wiring rated at 600Volts. Ready to plug-in and splice to your existing harness or to use as a starting point to building your own. Easy-to-follow instructions included.

30805 universal..... 42.99 set

New!

PAINLESS



Modular GM Switch Conversion Kit

All the connectors and terminals for your early GM keyed steering column in one kit. Contains 2 ignition switch connectors, 2 turn signal connectors, 1 dimmer switch connector and terminals for each.


30806 1969-74..... 27.99 ea



1958-67 Headlamp Dimmer Switch

Dimmer switch unit is mounted in place of the standard turn signal or tilt wheel lever.

SC1064 1958-67 on tilt lever.... 166.99 ea



1958-70 Steering Column Seal

Quality reproduction rubber steering column seals for 1958-70 full size models which are designed to replace your original exactly. Steering column seals will help keep your interior free from debris or other unwanted liquids that could cause damage! These seals are located at the base of the steering column where it passes through the firewall.

Foam Inner Seal with AT..... 11.99 ea
W2056A 1958 with AT..... 11.99 ea

Molded Rubber Outer Seal
W2056 1958 with AT..... 19.99 ea
W2051 1958 with MT..... 13.99 ea

Molded Rubber Seal
W2116 1959-60 with AT..... 40.99 ea
W2117 1959-60 with MT..... 52.99 ea
3779143 1961-64 with AT..... 28.99 ea
W2113 1961-64 with MT..... 25.99 ea

Foam Seal
W2405 1965-66 with AT or MT..... 12.99 ea
W2406 1967-68 with AT or MT..... 12.99 ea
W2402 1969-70 with AT or MT..... 14.99 ea



Custom Firewall Steering Column Seal

Custom firewall rubber seals from JJ's Rods. These boots feature a highly polished 304 stainless steel bezel and hardware and a flexible rubber boot that can accommodate steering columns from 3/4" to 2-1/4" in diameter. This boot cleans up the appearance of your firewall and seals out unwanted heat, noise, and fumes from your engine compartment.

Steering Column Seal
JJ001 3/4" - 2-1/4"..... 69.99 ea
JJ007 1-7/8" - 2-1/4"..... 99.99 ea

Steering Column Bracket and Boot
JJ010 1-7/8" - 2-1/4"..... 99.99 ea

Inserts for JJ001
JJ001F satin finished aluminum..... 19.99 ea
JJ001P polished finished aluminum..... 24.99 ea
JJ001S stainless steel..... 14.99 ea

OEI AUTHORIZED



1976-80 Tilt Steering Rack Set

OEI® Authorized rack and sector gear set is manufactured with durable teeth to prevent gears from slipping. This set helps when the vehicle is parked, the gears lock the steering wheel in place, preventing it from being turned without the ignition key.

T70429 1976-85 Impala..... 8.99 set
T70429 1976-90 Caprice..... 8.99 set

New!



IDIDIT

9 Bolt Steering Wheel Adapter

This steering wheel adapter is made to adapt the 9 bolt patterns of a steering wheel to the tapered, splined top shaft of a steering column. All ididit adapters will fit most ididit columns as well as most 1969 or newer GM passenger car columns and are secured in place with a single nut. A horn wire is included.

220130051..... 132.99 ea

New!



IDIDIT

Tilt Lever with Button

Ididit push button tilt levers are a great upgrade to your steering column. They're manufactured from high-quality aluminum and polished to a brilliant finish. The tilt lever features a simple push button momentary switch that can be used for many different functions.

SC1057 polished..... 59.99 ea



1963-83 Tilt Wheel Release Lever

This is the correct reproduction tilt column lever for 1963-83 full size models. Manufactured to factory specification featuring chrome-plated lever with black injection molded ABS plastic knob as original. A chrome knob is featured on 1965-66 Impala SS and 1966 Caprice models.

Features Black Knob
3832567 1963-66 OER®..... 14.99 ea
3898283 1967 OER®..... 19.99 ea
IN5323C 1967 OER®..... 17.99 ea
3921449 1968-70 OER®..... 19.99 ea
459011 1971-83 chrome/black - OER®..... 19.99 ea

Features Chrome Knob
CM2298 1965-66 chrome..... 21.99 ea

Turn Signal Levers & Components



A9100291

USA Billet Steering Column Lever Set

Billet steering column lever set from Ringbrothers to fit 1967-83 GM steering columns and aftermarket Idditt and Flaming River columns. Machined from 6061-T6 aluminum and are available in either a natural aluminum or a black anodized finish.

A9100291	natural	114.99 set
A9100292	black	114.99 set



3782965

KW216

3973060

1961-70 Turn Signal Lever Knob

Reproduction turn signal/tilt lever release knob for various 1961-70 full size models. Manufactured from black injection molded ABS plastic.

Turn Signal Lever Knob

3782965	1961-66	black - OER	9.99 ea
KW216	1967	black	8.99 ea
3973060	1968-70	black	8.99 ea

Tilt Column Lever Knob

3782965	1961-66	black - OER	9.99 ea
---------	---------	-------------	---------



dash mounted control

column mounted control



SC1060



SC1062

1958-67 Cruise Control Unit

Install one of these cruise control units and upgrade your driving experience! Available for mechanical or electronic speedometers. Servo and control units are small enough to fit under any dash. Adjustable for 2000, 4000, or 8000 pulses per mile. Units include pulse generator and either a black column mounted handle or black dash mounted control.

Column Mounted Control

For Electronic Speedometer			
SC1059	1958-67		418.99 set

For Cable Driven Speedometer			
SC1060	1958-67		465.99 set

Handle Covers			
SC1061	1958-67	polished	44.99 ea
SC1062	1958-67	brushed	44.99 ea

Dash Mounted Control

For Electronic Speedometer			
CRS30002	1958-67		418.99 set

For Cable Driven Speedometer			
CRS20002	1958-67		465.99 set
DD10011	1958-67	switch	85.99 ea



5030492 - detail views



5030492

1977-80 Turn Signal Lever w/ Cruise

Reproduction turn signal lever for 1967-80 Chevrolet Impala and full size models. This turn signal lever will install and replace the original exactly. Includes wiring and connector.

For Models with Dimmer Switch on Floor

6465256	1967-77	screw-on stalk	99.99 ea
---------	---------	----------------	----------

For Models with Dimmer Switch on Column

5030492	1977-80	snap-in stalk	99.99 ea
---------	---------	---------------	----------



25031456



DS1271



G4991



22510144



22510732

1982-96 Turn Signal/Wiper/Cruise Control Combination Switches

Reproduction combination turn signal lever and wiper switch for 1984-96 models. Each combination switch comes in your choice of black or chrome, as original. Various switches are available to fit a wide variety of GM optional equipment.

With Cruise Control

With Pulse Wiper			
25075752	1984-90	black	22.99 ea
25031456	1984-90	chrome	22.99 ea
DS1271	1991-96	black	27.99 ea

Without Cruise Control

With Pulse Wiper			
22510733	1984-90	black	14.99 ea
22510144	1984-90	chrome	14.99 ea
G4991	1991-93	black	69.99 ea
22510733	1994-96	black	14.99 ea
22510144	1994-96	chrome	14.99 ea

Without Pulse Wiper			
22510732	1982-89	black	24.99 ea



Universal Turn Signal Flasher

Turn signal flasher for a wide variety of classic vehicles. Capacity: 6 lamps, 11 - 15V DC, 2 terminals. Fits a wide variety of classic vehicles that require a 2 prong 12 Volt (552) flasher relay.

13350C	universal	4.99 ea
--------	-----------	---------



B99105 - detail



B99104



B99105

1959-62 Turn Signal Cable

Reproduction turn signal cables for 1959-62 Chevrolet Impala, Bel Air, Biscayne, and El Camino models. This cable runs down the steering column from the lever to actuate the turn signal switch. Manufactured in stainless steel.

B99104	1959-60	21" casing	19.99 ea
--------	---------	------------	----------

B99105	1961-62	16" casing	19.99 ea
--------	---------	------------	----------



CX1115



B9253

1958-62 Turn Signal Repair Set

Reproduction turn signal mechanism repair set for 1959-62 Chevrolet full size models. Designed to repair a faulty turn signal cancelling cam. Each set contains: the mechanism, spring, retainer, and bushing.

CX1115	1959-60	33.99 set
--------	---------	-----------

B9253	1961-62	34.99 set
-------	---------	-----------

Turn Signal Switches



1958-77 Turn Signal Switch

Don't risk crashing your prized classic Chevrolet due to an inoperative turn signal switch. Located in the steering column, this reproduction switch will aid in the prevention of accidents by warning other drivers that you intend to turn.

1958: Electrical slide switch mounts under the pot metal mechanism ring, includes wiring and connectors.

1959-66: External column mounted switches do not include the actuating cable (sold separately); the wiring for this type of switch is incorporated into the dash harness.

1963-77: in-column mounted switches feature the correct color coded wiring and plastic connector for a plug-in installation.

Note: *Includes upper steering column bearing.
 *Guide-DeLco type, white switch with metal cancelling springs.
 *Boysie type, red switch with cancelling function incorporated in the plastic lever cam.

5948447	1958	all	25.99 ea
3765110	1959-62	all	26.99 ea
MP8685	1963	without tilt	81.99 ea
14034	1963-66	with tilt	76.99 ea
SM202*	1964-66	without tilt	64.99 ea
5698987*	1967-68	8 pin, Delco type	47.99 ea
SM211*	1967-68	9 pin, Delco type	47.99 ea
SM226**	1967-68	8 pin, Boysie type	74.99 ea
SW327	1969-76	all	42.99 ea
SW326	1971, 77	13 pin	55.99 ea



1977-96 Turn Signal Switch

Located in the steering column, this reproduction switch will aid in the prevention of accidents by warning other drivers that you intend to turn. Feature the correct color-coded wiring and plastic connector for a plug-in installation.

Note: 1995963 and SM276 feature a 10 pin connector. SM223 and 1995974 feature a 13 pin connector.

1995963	1977-81	all	31.99 ea
1995963	1982-90	w/o cornering lamps	31.99 ea
SM223	1982-88	with cornering lamps	31.99 ea
1995974	1989-91	with cornering lamps	34.99 ea
SM276	1991	w/o corner lamps	44.99 ea
1995974	1992-96	all	34.99 ea



1989-96 Delco Turn Signal Switch

What do you do when your turn signal doesn't work? Replace the switch! Get Genuine ACDelco replacement switch for your 1989-96 Chevrolet full size.

Note: G5726 features a 13 pin connector.

G5726	1989-91	with cornering lamps	57.99 ea
G5726	1992-96	all	57.99 ea



1958-96 Turn Signal Cancel Cam

Reproduction turn signal cancelling cam for 1958-96 Chevrolet full size models with and without tilt steering column. Each cancelling cam is manufactured to factory specifications.

Note: *Horn contact pin and spring set sold separately.

E1153	1958	all	5.99 ea
3813945	1959-66	w/o tilt - OER*	6.99 ea
CM2235	1963-66	with tilt - OER*	12.99 ea
399294*	1967-68	with tilt - OER*	12.99 ea
CM5149	1967-68	without tilt	35.99 ea
7812210*	1969-86	without tilt - OER*	17.99 ea
7812211*	1969-96	with tilt - OER*	8.99 ea



1963-68 Turn Signal Lever Cam

This is the correct replacement turn signal lever cancelling cam for 1963-68 models. Replace your cracked or broken original turn signal cam with these quality reproductions.

CX1178	1963	without tilt	5.99 ea
SM24	1964-66	without tilt	5.99 ea
SM15	1967-68	Boysie type	9.99 ea
CX1116	1967-68	Delco type	9.99 ea
CX1180	1967-68	without tilt	6.99 ea



1958-62 Turn Signal Bolt and Washer

Correct replacement turn signal mechanism hold down bolt and lock washer for 1958-62 models.

5944866	1958	3.99 ea
CX1181	1959-62	3.99 ea



1958 Turn Signal Mechanism Parts

Reproduction turn signal mechanism repair components for 1958 Chevrolet full size models. Designed to repair faulty turn signal cancelling cam components.

Nylon Bushing and Rubber Pads
 TF100391 1958 pad set..... 4.99 set

ABS Plastic Turn Signal Cancel Cam Pawls
 E1155 1958 pawls..... 3.99 pr

Cancel Cam Pawl and Spring Set
 K8099 1958 pawls with springs.. 5.99 set



Replace your broken, worn turn signal mechanism. The tabs often break on these making your cancelling cam bind-up. Cadmium-plated steel as original.


TF100390	1958	16.99 ea
----------	------	----------



1969-96 Turn Signal Switch Connector Set

This connector set includes the correct terminals and connectors for any 1969 or newer GM steering column. Includes both male and female 3-7/8" and 4-1/4" connectors and terminals.

500428	1969-96	14.99 set
--------	---------	-----------



1967-90 Turn Signal Harness Adapter

This adapter is used to adapt a newer replacement turn signal switch assembly to the original dash harness pigtail.

SM851: adapts the 1969-77 male 3-7/8" flat pigtail to the 1967-68 style male 3/2 round pigtail.

1893623: adapts the 1978-90 male 4-1/4" connector to the 1969-77 male 3-7/8" flat pigtail.

SM851	1967-68	adapter	27.99 ea
1893623	1969-90	adapter	77.99 ea

OE Steering Wheels



B9163

1958-60 Impala Steering Wheel

These reproduction steering wheels are for 1958-60 Chevrolet Impala models. These steering wheels are available as a set with new mounting hardware, as a steering wheel and horn ring set or steering wheel only.

Steering Wheel with Horn Ring and Emblem
B9163 1959-60 289.99 ea


Steering Wheel and Horn Ring
B9165 1959-60 259.99 ea

Steering Wheel Only
B11901 1958..... 159.99 ea
B9164 1959-60 204.99 ea



OE#

R63001



black red blue Impala emblem Impala SS emblem

1963 Impala Steering Wheel

Reproduction steering wheel for 1963 Impala models. Available with Impala or Super Sport horn ring emblem. Kit includes: steering wheel, hornring, hornring support, emblem and horn ring contact, and mounting kit.

Impala SS - Steering Wheel Kit
R63011 1963 black 349.99 kit
R63012 1963 red 349.99 kit
R63013 1963 two-tone blue 349.99 kit


Impala - Steering Wheel Kit
R63001 1963 black 349.99 kit
R63002 1963 red 349.99 kit
R63003 1963 two-tone blue 349.99 kit

All - Steering Wheel and Horn Ring Only
769968 1963 black 299.99 ea
5730129 1963 red 299.99 ea
5730130 1963 two-tone blue 299.99 ea



OE#

R66001



black red blue 1965 horn cap 1966 horn cap

1965-66 Impala Steering Wheel


Reproduction steering wheel for 1965-66 Impala models. Also available as steering wheel with horn ring only. Kit includes: steering wheel, horn cap assembly, horn ring contact, and mounting kit.

Steering Wheel Kits
R65001 1965 black 349.99 kit
R65002 1965 red 349.99 kit
R65003 1965 two-tone blue 349.99 kit
R66001 1966 black 349.99 kit
R66002 1966 red 349.99 kit
R66003 1966 two-tone blue 349.99 kit

Steering Wheel and Horn Ring Only
9741875 1965-66 black 299.99 ea
9742431 1965-66 red 299.99 ea
9742432 1965-66 two-tone blue 299.99 ea



R62002



black red blue Impala emblem Impala SS emblem

1962 Impala Steering Wheel

Reproduction steering wheel for 1962 Impala models. Available with Impala or Super Sport horn ring emblem in a variety of colors. These precision injection molded wheels include the die-cast horn ring. Kit includes: steering wheel, die-cast chrome-plated horn ring, horn ring support, horn ring contact and mounting kit and horn ring emblem, (IMPALA or SUPER SPORT).

Note: Features 1963 "SUPER SPORT" horn ring emblem. 1962 Impala and SS models featured an "IMPALA" emblem.

Impala SS - Steering Wheel Kits
R62011* 1962 black 339.99 kit
R62012* 1962 red 339.99 kit
R62013* 1962 two-tone blue 339.99 kit

Impala - Steering Wheel Kits
R62001 1962 black 339.99 kit
R62002 1962 red 339.99 kit
R62003 1962 two-tone blue 339.99 kit

All - Steering Wheel and Horn Ring Only
769868 1962 black 299.99 ea
768149 1962 red 299.99 ea
768145 1962 two-tone blue 299.99 ea



OE#

R64003



1964 Impala Steering Wheel

Reproduction steering wheel for 1964 Impala models. Also available as steering wheel with horn ring only. Kit includes: steering wheel, horn ring, horn cap assembly, horn ring contact, and mounting kit.

Steering Wheel Kits
R64001 1964 black 344.99 kit
R64002 1964 red 344.99 kit
R64003 1964 two-tone blue 344.99 kit

Steering Wheel and Horn Ring Only
9740631 1964 black 309.99 ea
9740629 1964 red 309.99 ea
9740630 1964 two-tone blue 309.99 ea



B126172

RP20007

RP20008

RP20009

1958-64 15" Impala Steering Wheel

Replace the old, bulky 17" steering wheel with one of these 15" reproduction Impala style steering wheels. These quality wheels replicate the look of the original steering wheel, but improve the driving feel with their smaller 15" diameter, a benefit especially for cars converted to modern power steering. Steering wheel includes horn ring, horn ring shroud and custom emblem.

Note: 1958-63 wheels also accept original style emblems. 1964 wheel also accepts the original style Impala horn cap.

Important: Part #261210040 adapter kit is required when using an aftermarket tilt steering column. Part #E1438 horn ring/parts installation set sold separately.

B126172 1958-60 black 369.99 ea
RP20007 1962 black 369.99 ea
RP20008 1963 black 369.99 ea
RP20009 1964 black 369.99 ea

OE Steering Wheels



SW070



3960722

1964-69 Simulated Wood Steering Wheel

Simulated woodgrain steering wheels for 1964-69 Chevrolet full size models. These high-quality reproduction woodgrain wheels are virtually indistinguishable from originals in texture and design unlike previously offered reproduction units. Each wheel features original style brushed spokes and is fully wrapped in simulated woodgrain as original. Mounting hardware, hub, horn cap contact plate, and horn cap are not included.

Note: When converting a standard steering wheel to a wood wheel you will need to add a mounting hub. Hubs are available separately. For 1967-69 models we recommend the purchase of a wood wheel mounting kit for best results when installing.

Walnut - 2-Spoke Design
 SW070 1964-66 wheel only 239.99 ea

Walnut - 3-Spoke Design - OER®
 9746195 1967-68 wheel only 289.99 ea

Rosewood - 3-Spoke Design - OER®
 3960722 1969 wheel only 289.99 ea

RESTORATION



1967 Deluxe Steering Wheel

OER® reproduction of the black deluxe steering wheel assembly for 1967 Bel Air and Biscayne models. Originally installed on vehicles with the optional deluxe steering wheel. This steering wheel is injection molded from black ABS plastic and includes the die-cast bright chrome steering wheel shroud with black painted details. Horn cap retainer and contact kit, and horn caps sold separately.

9746436 1967 289.99 ea



R6534

1967-69 Simulated Wood Steering Wheel Kit

This steering wheel kit includes the original style simulated woodgrain steering wheel, steering wheel mounting hub, steering wheel mounting kit with cancel cam, and original style Bow Tie horn cap. Each component is manufactured by OER® ensuring the highest quality part available.

Walnut - 3-Spoke Design
 R6532 1967-68 all 379.99 kit

Rosewood - 3-Spoke Design
 R6533 1969 without tilt wheel 379.99 kit
 R6534 1969 with tilt wheel 369.99 kit



K619

1969-70 Cushion Grip Steering Wheel Kit

Reproduction accessory black cushion grip steering wheel (GM option code NK1) found on various GM models. This complete steering wheel kit includes: black cushion grip steering wheel, steering wheel hub, Bow-Tie horn cap, horn cap retainer, cancel cam, and hardware.

Brushed Silver Spokes
 K620 1969-70 with tilt 249.99 kit
 K619 1969-70 without tilt 249.99 kit

Black Spokes
 K620B 1969-70 with tilt 269.99 kit
 K619B 1969-70 without tilt 269.99 kit



153920




153797



silver - detail black - detail pebble grain - detail



correct finger spacing



153920 154113 154114 153797

1969-70 Cushion Grip Steering Wheel

Reproduction accessory cushion grip steering wheel which was optional in all 1969-70 Chevrolet full size models. Manufactured to OE specifications. Features correct slotted 3-spoke design, correctly brushed finish stainless steel spokes and a textured black grip. Chevrolet referred to this wheel as the NK1 "Cushioned Rim" steering wheel.

Brushed Silver Spokes
 3952700 1969-70 black grip 159.99 ea
 153920 1969-70 saddle grip 137.99 ea
 154113 1969-70 blue grip 155.99 ea
 154114 1969-70 red grip 155.99 ea

Black Spokes
 153797 1969-70 black grip 137.99 ea

OE Steering Wheels/Horn Rings

RESTORATION


OER



R3494



R3492



3939732 - detail 3939733 - detail 3939735 - detail



R3492 - detail R3493 - detail

1969-70 Steering Wheel Kit

OER® steering wheel kits for 1969-70 Chevrolet full size models. These steering wheels kits include our injection molded colored ABS steering wheels, center shroud with "hot-stamp" chrome trim, LH and RH buttons and horn contacts. Available in 4 factory colors. Center shroud emblem sold separately.


1969-70 Steering Wheel Kits

R3492	black	341.99 kit
R3493	black/cherrywood shroud	346.99 kit
R3494	red	299.99 kit
R3496	dark blue	299.99 kit
R3497	dark green	299.99 kit

1969-70 Steering Wheel Only

3939731	black	249.99 ea
3939732	dark blue	249.99 ea
3939733	red	249.99 ea
3939735	dark green	249.99 ea

OER




1969-70 Horn Buttons

Replacement horn buttons for 1969-70 Chevrolet full size steering wheel. These buttons fit behind the steering wheel shroud and are manufactured from injection molded colored ABS plastic. Includes LH and RH horn buttons. Available in four factory colors.

K213	1969-70	black	19.99 pr
K213R	1969-70	red	19.99 pr
K213DB	1969-70	dark blue	19.99 pr
K213DG	1969-70	dark green	19.99 pr

OER



3972735

1969-70 Steering Wheel Shroud

Reproduction center steering wheel shroud for 1969-70 full size models. These steering wheel shrouds are injection molded from colored ABS plastic and are available in 4 factory colors and black with cherrywood insert. Available with silver painted details or correct "hot-stamp" chrome trim as from the factory. Six mounting screws included.

Note: *Holes must be drilled for emblem on cherrywood insert.

With Silver Accents

3939760	black	69.99 ea
3961775	red	69.99 ea
3961774	dark blue	69.99 ea
3961778	dark green	69.99 ea
3972735	cherrywood	74.99 ea

With Chrome Accents

3939760HS	black	89.99 ea
3961775HS	red	89.99 ea
3961774HS	dark blue	89.99 ea
3961778HS	dark green	89.99 ea
3972735HS	cherrywood	94.99 ea

Screw Set - Included with Shrouds

A15386	individual	1.29 ea
A15386	set of 6	6.99 set

OER



AC1665



CX5038



768150



3822915



9740492



3882985

1958-66 Impala Horn Ring

Replace the original horn ring on your 1958-66 Impala with a quality reproduction. These chrome-plated die-cast horn rings are manufactured to factory specifications for an authentic fit and original appearance.

AC1665	1958	reproduction	140.99 ea
CX5038	1959-60	reproduction	61.99 ea
768150	1962	OER®	79.99 ea
3822915	1963	OER®	89.99 ea
9740492	1964	OER®	54.99 ea
3882985	1965-66	OER®	79.99 ea

New!



AMK

1969-70 Steering Wheel Shroud Hardware

Reproduction steering wheel shroud mounting hardware for 1969-70 full size models with the 2 button shrouded steering wheel. Features original style fasteners with the correct electrolytic zinc and wax finish.

G4998K	1969-70	4 piece	3.99 set
--------	---------	---------	----------

OE Steering Wheel Components



1958-61 Horn Ring Shroud

Replace your old worn out or pitted horn ring shroud with this quality reproduction. Manufactured to factory specifications for an authentic fit and original appearance.

CX5037	1958-60	47.99 ea
BC616400	1961	53.99 ea



1962-63 Horn Ring Support

Reproduction die-cast horn ring support bracket for 1962-63 Impala and 1963 Bel Air.

764760	1962-63	48.99 ea
--------	---------	----------



Sold individually - 4 required

1961-63 Steering Wheel Ornament

Reproduction steering wheel paint divider/ornament for 1961-63 Impala models. This is a correct replacement for your missing or damaged original chrome ornaments which are installed in the rim of steering wheel. 4 required per vehicle.

766981	1961-63	9.99 ea
--------	---------	---------



1958-66 Horn Ring Installation Set

The horn is a necessary feature on all vehicles. Includes the necessary items to repair the horn mechanism on 1958-61 models except Impala and all 1962-66 models. E1438

E1438	1958-66	18.99 set
-------	---------	-----------



1967 Horn Cap Retainer Set

Reproduction of the component parts necessary to mount the horn cap to your 1967 Bel Air or Biscayne steering wheel. Includes the mounting cup, spring, insulator, mounting screws, and horn contact.

Note: For use on deluxe steering wheel.

K137	1967	24.99 set
------	------	-----------



1961 Impala Horn Buttons

Reproduction chrome horn buttons for 1961 standard Impala models. Designed to replace the originals exactly. Sold in pairs, 1 pair required per vehicle.

BC616403	1961	36.99 pr
----------	------	----------



1961-70 Horn Button Contact

Reproduction horn button contacts for 1961-70 Chevrolet full size models. These contacts are manufactured to factory specifications and install under the steering wheel shroud. One pair required per vehicle.

BC616402	1961	reproduction ... 27.99 set
3939746	1969-70	OER® ... 21.99 pr



1958-66 Horn Contact

Horn contact assembly for 1958-66 Chevrolet full size models. Fits in the steering wheel under the horn contact spring plate. Manufactured to factory specifications. One piece design, will replace older 2 piece design used on some models.

14826	1958-66	all	5.99 ea
-------	---------	-----	---------



1967-96 Horn Contact Pin Set

OER® horn contact pin, spring and retainer set for various 1967-96 GM models. Fits in the turn signal cancel cam. Manufactured to factory specifications.

Fits Cancel Cam #399294

748741	1967-68	all	8.99 set
--------	---------	-----	----------

Fits Cancel Cams #7812210 and 7812211

748740	1969-96	all	5.99 set
--------	---------	-----	----------



1981-91 Horn Contact

Correct replacement horn contact unit designed to replace damaged or defective original. Mounts inside the horn cap/shroud.

G7348	1981	w/o tilt (in shroud) ...	3.99 ea
G7348	1984-91	w/o tilt (in shroud) ...	3.99 ea



1964-70 Simulated Wood/Cushion Grip Horn Cap Mount/Contact Plate

Reproduction horn cap mount and contact assembly for 1964-70 Impala/full size models with the simulated wood or cushion grip steering wheel.

769609	1964-66	reproduction ...	19.99 ea
3937897	1967-70	OER® ...	19.99 ea



1967-70 Simulated Wood/Cushion Grip Steering Wheel Mounting Set

Sets include components to install your original or reproduction cushion grip, walnut or rosewood steering wheel.

Note: The steering wheel hub is necessary for models not originally equipped with woodgrain or cushion grip wheel.

K579	1967-68	all	27.99 set
K438	1969-70	without tilt	32.99 set
K439	1969-70	with tilt	32.99 set



1964-70 Steering Wheel Mounting Screws

OER® steering wheel and horn contact mounting screws for various 1964-70 full size models. This complete set of OE style screws will install a factory style Chevrolet woodgrain or cushion grip steering wheel and the horn contact to the hub. Each set Includes 9 screws.

E275	1964-70	7.99 set
------	---------	----------



1958-72 Steering Wheel Nut

Special nut used to tighten the steering wheel to the column assembly. For all 1958-72 steering wheels.

124934	1958-72	7.99 ea
--------	---------	---------

OE Steering Wheel Components



1967-70 Simulated Wood/Cushion Grip Steering Wheel Mounting Hub

This hub mounts directly to the top of the steering column and retains the factory GM style simulated wood steering wheel. The 1967-70 hubs can also be used for the optional "cushion grip" steering wheel.

3-15/16" Diameter, 1-7/8" Tall	
3930062 1967-68 black.....	57.99 ea
4-1/8" Diameter, 1-3/16" Tall	
3937896 1969-70 black.....	32.99 ea
3937895 1969-70 chrome.....	32.99 ea



1964-70 Simulated Wood/Cushion Grip Steering Wheel Horn Cap

Excellent reproduction horn caps for 1964-70 Chevrolet full size models with the optional simulated woodgrain steering wheel and 1969-70 cushion grip steering wheel. 1964-65 models feature a die-cast chrome cap with acrylic emblem insert with correct painted details. 1966-70 models feature a die-cast cap with brushed chrome appearance with correct red, white, blue, and black painted details.

Wood Wheel	
CM44000 1964 replace #3945287	73.99 ea
CM44200 1965 replace #3889873	79.99 ea
CM44300 1966 replace #3908382	70.99 ea
3945461 1967-69 OER*	46.99 ea

Cushion Grip Wheel	
3945461 1969-70 OER*	46.99 ea



1961-63 Standard Horn Cap Mounting Ring

Reproduction rubber horn cap mounting ring manufactured specifically for 1961-63 Chevrolet full size models. Provides the necessary interlock between horn cap and horn contact. This rubber ring is not included when purchasing a horn cap and is essential for installation.

3931568 1961-63.....	5.99 ea
----------------------	---------



1958-61 Impala Horn Ring Shroud Emblem

Reproduction of the 1958-61 Impala horn emblem. Manufactured in acrylic with the metallic Impala and crossed flags design in the center. Installs into the center of the steering wheel shroud.

CM2024 1958-60.....	33.99 ea
BC616404 1961.....	34.99 ea



1962-63 Impala Horn Ring Emblem

Reproduction horn ring emblem for 1962-63 Impala models. Features the words "Impala" or "Super Sport" with Impala logo in the center.

CM2292 1962-63 Impala.....	21.99 ea
CM2292 1962 Impala SS.....	21.99 ea
CM2293 1963 Impala SS.....	20.99 ea



1964 Impala Horn Cap Emblem

OER* horn cap emblem for 1964 Impala/Impala SS models. Manufactured from injection molded ABS acrylic to factory specifications featuring the correct Impala logo and lettering with black and silver painted details.

K201 1964 Impala/Impala SS.....	26.99 ea
---------------------------------	----------



1967 Impala Horn Cap Emblem

Reproduction horn button emblem for 1967 Impala models with deluxe steering wheel. Available with the blue Bow Tie or the black and silver SS logo. Manufactured from injection molded ABS acrylic to factory specifications.

CM4465 1967 Bow Tie.....	44.99 ea
CM4450 1967 SS.....	44.99 ea



1964-65 Bel Air Horn Cap

OER* reproduction die-cast Bel Air horn cap unit designed for 1964-65 Chevrolet standard Bel Air models. Horn cap is designed to replicate the original in quality and fitment. Features correct chrome-plating and Bow Tie emblem in center. Cap is painted with correctly applied black accents same as original.

Note: For use on Bel Air models only. Not for use on Impala or vehicles equipped with a woodgrain steering wheels.

3840112 1964-65.....	74.99 ea
----------------------	----------



1964-66 Impala Horn Cap



1964-66 Impala Horn Cap

OER* standard steering wheel horn cap for 1964-66 Impala and Impala SS models. Manufactured to factory specifications. Die-cast chrome cap with acrylic center logo. Features correct black, silver, and gold painted details with Impala lettering and logo where applicable.

3841275 1964 Impala/Impala SS	74.99 ea
3858429 1965 Impala/Impala SS	79.99 ea
3874620 1966 Impala/Impala SS	79.99 ea



1969-70 Steering Wheel Shroud Emblem

Reproduction steering wheel shroud emblems for various 1969-70 full size models. These chrome-plated die-cast emblems are manufactured to factory specifications and feature the correct finish, logos, and painted details.

3939755 1969-70 Bow Tie.....	21.99 ea
3939758 1969 SS.....	13.99 ea
C738521 1970 SS.....	29.99 ea

DASH & CONSOLE COMPONENTS

Custom Steering Wheels



1969-81 Leather 14" Steering Wheel Kit

Replace the outdated, uncomfortable stock steering wheel in your Chevy full size with a modern, padded leather grip steering wheel and a classic center spoke design! The 14" diameter wheel is easier to manage and provides your dash with a unique sporty look available in black, tan, gray or red. Kit includes everything you need to mount the wheel including, steering wheel, mounting hardware kit, chrome, or brushed mounting hub, and choice of horn button and ring with either red/white/blue Bow Tie, blue/silver Bow Tie, blue/red Bow Tie, crossed flags or SS logo.


Note: Must specify logo suffix on steering wheel kit: A = red/white/blue Bow Tie, B = blue/silver Bow Tie, C = blue/red Bow Tie, D = crossed flags, E = SS logo.

Brushed Spoke Wheel

R304411	1969-81	black	249.99 kit
R304412	1969-81	tan	249.99 kit
R304413	1969-81	gray	249.99 kit
R304414	1969-81	red	249.99 kit

Chrome Spoke Wheel


R304511	1969-81	black	249.99 kit
R304512	1969-81	tan	249.99 kit
R304513	1969-81	gray	249.99 kit
R304514	1969-81	red	249.99 kit



Steering Wheel Puller

Great item to have when replacing your OEM or replacement steering wheel. Can be used for almost any models steering wheel. Allows easy removal of steering wheel. Complete instructions included.

K212	standard	22.99 set
SMP1	4" hubs	9.99 set



1967-94 Leather 14" Steering Wheel

Each wheel features a thick padded leather grip for driving comfort and a classic center spoke design that is reminiscent of the optional sport wheels from muscle car era. The smaller 14" diameter wheel is easier to manage and provides your dash with a unique sporty look. Each steering wheel kit includes everything you need to mount the wheel. Includes: the steering wheel, mounting hardware kit, mounting hub, and your choice of a Bow Tie or crossed flags horn cap.

Note: Must specify center type: A = brushed, B = chrome.

Bow Tie Cap

Black Wheel			
R30511	1967-68	without tilt	206.99 kit
R30521	1969-94	without tilt	245.99 kit
R30531	1969-94	with tilt	245.99 kit

Gray Wheel

R30611	1969-81	without tilt	232.99 kit
R30621	1969-81	without tilt	245.99 kit
R30631	1969-81	with tilt	245.99 kit

Red Wheel

R30711	1967-68	without tilt	232.99 kit
R30721	1969-81	without tilt	245.99 kit
R30731	1969-81	with tilt	245.99 kit

Tan Wheel

R30811	1967-68	without tilt	206.99 kit
R30821	1969-81	without tilt	245.99 kit
R30831	1969-81	with tilt	245.99 kit

Crossed Flags Cap

Black Wheel			
R30522	1967-68	without tilt	239.99 kit
R30532	1969-81	without tilt	259.99 kit
R30532	1969-81	with tilt	259.99 kit

Gray Wheel

R30612	1967-68	without tilt	228.99 kit
R30622	1969-81	without tilt	284.99 kit
R30632	1969-81	with tilt	284.99 kit

Red Wheel

R30712	1967-68	without tilt	228.99 kit
R30722	1969-81	without tilt	280.99 kit
R30732	1969-81	with tilt	280.99 kit

Tan Wheel

R30812	1967-68	without tilt	265.99 kit
R30822	1969-81	without tilt	299.99 kit
R30832	1969-81	with tilt	299.99 kit



1967-81 Wood 14" Steering Wheel

Classic styling meets sports car design with these unique custom steering wheel kits. Wheels feature a contoured wood center and a classic center spoke design that is reminiscent of the optional wood wheels from the late 1960's muscle car era. 14" diameter wheel kit includes: steering wheel, mounting hardware kit, mounting hub, and Bow Tie or crossed flags horn cap.

Chrome Center

Bow Tie Horn Cap			
R30111	1967-68	without tilt	206.99 kit
R30112	1969-81	with tilt	245.99 kit
R30113	1969-81	without tilt	245.99 kit

Crossed Flags Horn Cap

R30114	1967-68	without tilt	244.99 kit
R30115	1969-81	with tilt	259.99 kit
R30116	1969-81	without tilt	259.99 kit

Black Anodized Center

Bow Tie Horn Cap			
R30271	1967-68	without tilt	206.99 kit
R30272	1969-81	with tilt	245.99 kit
R30273	1969-81	without tilt	245.99 kit

Crossed Flags Horn Cap

R30274	1967-68	without tilt	216.99 kit
R30275	1969-81	with tilt	259.99 kit
R30276	1969-81	without tilt	259.99 kit



1967-81 Leather & Wood 14" Wheel

Classic styling meets sports car design with these unique custom steering wheel kits. Wheels feature a wood and leather combination and a classic center spoke design that is reminiscent of the optional wood wheels from the late 1960's muscle car era. 14" diameter wheel kit includes: steering wheel, mounting hardware kit, mounting hub, and Bow Tie or crossed flags horn cap.

Bow Tie Horn Cap

R30191	1967-68	without tilt	250.99 set
R30192	1969-81	with tilt	254.99 set
R30193	1969-81	without tilt	254.99 set

Crossed Flags Horn Cap

R30194	1967-68	without tilt	269.99 set
R30195	1969-81	with tilt	268.99 set
R30196	1969-81	without tilt	268.99 set

NRG Steering Wheels



152773C

Cherry Mahogany Wood Steering Wheel

Add a traditional look to your interior with this 6 bolt woodgrain steering wheel from NRG. Made from high-quality materials with a sophisticated design to let you feel the smooth luxurious wood and the aggressive matte finish. Mounts to any 6 bolt hub or quick release unit. Measures: 13" in diameter, 1-3/4" deep.

Standard Woodgrain Wheels

152773B matte black center..... 159.99 ea
 152773C chrome center..... 159.99 ea

Rim Sport Style Wheel

NRG Rim Sport series wheel is manufactured from high-quality materials, providing the feel of smooth luxurious wood, polished aluminum center spokes and the old school brushed metal feel. Mounts to any six bolt hub or quick release unit and measures 14-1/4" in diameter, and 1-1/2" deep.



152778 6 bolt..... 209.99 ea

Classic Woodgrain Wheel

New!

NRG Classic woodgrain 3-spoke center in chrome. Measuring in at approximately 14-1/2", this wheel was made to be a direct replacement for many of the older vehicle that did not feature options such as power steering, or assisted steering.



It's large, sturdy, and ready for the road. Covered in custom stained Mahogany featuring polished aluminum spokes.

153801 6 bolt..... 179.99 ea



Steering Wheel Replacement Screws

Replacement mounting screw set for all NRG steering wheels. 6 piece set. Includes Hex key.

152775 black M5-8.0 screws..... 13.99 set



152783B

carbon fiber - detail



152782BK

Generation 2.0 Quick Release System

This 2.0 Quick Release units feature many options that conventional ball-lock Quick Release systems do not offer, such as specially designed raised sections to prevent hub stretches and a self-locking mechanism. These units are manufactured from highest quality aircraft aluminum with style and function that are designed to last.

Note: Must use in conjunction with the short hub adapter.

5 Bolt - 2.0 Quick Release

Compatible with all 5 bolt Grant steering wheels, and others with 5 x 70mm bolt pattern.

152783B black..... 119.99 ea
 153744BK chrome ring..... 119.99 ea

6 Bolt - 2.0 Quick Release

Compatible with all 6 bolt steering wheels with: 6 x 70mm or 6 x 74mm Bolt Patterns.

With Carbon Fiber Ring

152781C black..... 119.99 ea

With Titanium Ring

152782BK black..... 111.99 ea
 152782GM gunmetal..... 111.99 ea
 152782GL silver..... 111.99 ea



152784BK

Generation 2.8 Quick Release System

The Gen 2.8 Quick Release provides all the benefits of the 2.0 Generation Systems ball-locking quick release system with the added benefit of an upgraded Diamond Cut flared ring. This provides leverage and grip for the pull ring allowing much easier release of the steering wheel. Perfect for race applications where gloves are required. Choose from a selection of colors.

Note: Must use in conjunction with the short hub adapter.

6 Bolt - 2.8 Quick Release

Compatible with all 6 bolt steering wheels with: 6 x 70mm or 6 x 74mm Bolt Patterns.

152784BK black..... 144.99 ea
 152784GM gunmetal..... 144.99 ea
 152784GL silver..... 144.99 ea



Short Hub Adapter

This short hub unit was designed to mount an aftermarket steering wheel/quick release combination close to the original orientation. Manufactured from the highest quality aluminum using a solid, one piece design for maximum strength and durability.

Note: Must use with one of our Quick Release or tilt systems.

152780 black..... 125.99 ea



152779B



152779G

1/2" Steering Wheel Spacer

Bring your steering wheel closer with this 1/2" spacer. Manufactured from CNC-machined aluminum with counter sunk mounting holes to the hub and a universal 6 bolt mounting pattern.

152779B black..... 27.99 ea
 152779G silver..... 27.99 ea



152786GL

Quick Lock System

A perfect complement to the Quick Release Systems, these units quickly and easily disable the steering hub by preventing the placement of a steering wheel onto the hub. Manufactured from solid steel and utilizing a ball-lock design and key mechanism. Available in various color finishes.

Note: Must use with either the 2.0 or 2.8 quick release system.

152785GM gunmetal..... 125.99 ea
 152786GL polished..... 125.99 ea
 152786MB matte black..... 125.99 ea



152772B

Quick Tilt/Lock System

By allowing the steering wheel to tilt out of the way in one quick motion and combining a patented locking system to secure the wheel once the tilt is engaged, this system provides an added layer of anti-theft security without sacrificing convenience.

Note: Requires short hub adapter. Not compatible with quick lock or quick release units.

152772B black..... 249.99 ea
 152772G silver..... 249.99 ea


Custom Steering Wheels



GT Performance Foam Grip or Retro Wood Steering Wheels

Each steering wheel kit includes steering wheel, horn button assembly, hub adapter, and Grade 8 hardware. Horn buttons and hubs are billet 6061 aluminum and are secured using an exclusive o-ring design. Your choice of black anodized or polished hub and horn assembly.

Horn Cap Styles



A8621111 - detail

A8522223 - detail

Performance Foam Grip Steering Wheel

GT Performance foam grip steering wheels set a new standard in comfort and style!

GT Retro Steering Wheel Kits

GT Retro wheels are the perfect match for any project. The wheel center is manufactured from 304 stainless steel with a brushed finish and polished edges. 15" diameter with 4-1/8" dish.

Polished Horn Button and Hub

Standard Style Horn Button

A8231113 1964-66 with red Bow Tie ... 313.99 kit
A8411111 1967-68 w/engraved Bow Tie ... 277.99 kit
A8411113 1967-68 with red Bow Tie ... 242.99 kit
A8421111 1969-94 w/engraved Bow Tie ... 277.99 kit
A8421113 1969-94 with red Bow Tie ... 242.99 kit

High Rise Style Horn Button

A8411123 1967-68 with red Bow Tie ... 242.99 kit
A8421123 1969-94 with red Bow Tie ... 242.99 kit

Black Anodized Horn Button and Hub

Standard Style Horn Button

A8412213 1967-68 with red Bow Tie ... 272.99 kit
A8422213 1969-94 with red Bow Tie ... 287.99 kit

High Rise Style Horn Button

A8412223 1967-68 with red Bow Tie ... 272.99 kit
A8422223 1969-94 with red Bow Tie ... 287.99 kit

GT Classic Steering Wheel Kits

The GT Classic steering wheels feature a black cushion-grip and a 3-spoke chrome center. The 1010 cold rolled steel spokes have classic lightning holes and are rolled polished and chrome-plated for a perfect appearance.

14-1/2" diameter with 3-1/2" dish.

Polished Horn Button and Hub

Standard Style Horn Button

A8111111 1967-68 w/engraved Bow Tie ... 169.99 kit
A8111113 1967-68 with red Bow Tie ... 187.99 kit
A8121111 1969-94 w/engraved Bow Tie ... 169.99 kit
A8121113 1969-94 with red Bow Tie ... 187.99 kit

High Rise Style Horn Button

A8111123 1967-68 with red Bow Tie ... 177.99 kit
A8121123 1969-94 with red Bow Tie ... 177.99 kit

Black Anodized Horn Button and Hub

Standard Style Horn Button

A8112213 1967-68 with red Bow Tie ... 187.99 kit
A8122213 1969-94 with red Bow Tie ... 177.99 kit

High Rise Style Horn Button

A8122223 1967-68 with red Bow Tie ... 187.99 kit
A8122223 1969-94 with red Bow Tie ... 177.99 kit

Retro Wood Steering Wheel

GT Retro steering wheels are perfect complement for any classic! These steering wheels feature wood with a unique V-shaped profile and sculpted finger grips so they fit perfectly in your hands. The wheel centers are manufactured from 304 stainless steel with polished edges and a fully brushed finish.

Light Walnut Wood Steering Wheel Kits - Grip features genuine wood with hand rubbed light walnut stain and finished with a glossy polyurethane clear coat. 15" diameter with 4" dish.

Polished Horn Button and Hub

Standard Style Horn Button

A8211111 1967-68 w/engraved Bow Tie ... 316.99 kit
A8211113 1967-68 with red Bow Tie ... 313.99 kit
A8221111 1969-94 w/engraved Bow Tie ... 316.99 kit
A8221113 1969-94 with red Bow Tie ... 313.99 kit

High Rise Style Horn Button

A8211123 1967-68 with red Bow Tie ... 313.99 kit
A8221123 1969-94 with red Bow Tie ... 313.99 kit

Black Anodized Horn Button and Hub

Standard Style Horn Button

A8212213 1967-68 with red Bow Tie ... 313.99 kit
A8222213 1969-94 with red Bow Tie ... 313.99 kit

High Rise Style Horn Button

A8212223 1967-68 with red Bow Tie ... 313.99 kit
A8222223 1969-94 with red Bow Tie ... 313.99 kit

Dark Walnut Wood Steering Wheel Kits

Grip features genuine wood with hand rubbed dark walnut stain and finished with a glossy polyurethane clear coat. 15" diameter with 4" dish.

Polished Horn Button and Hub

Standard Style Horn Button

A8311111 1967-68 w/engraved Bow Tie ... 316.99 kit
A8311113 1967-68 with red Bow Tie ... 313.99 kit
A8321111 1969-94 w/engraved Bow Tie ... 316.99 kit
A8321113 1969-94 with red Bow Tie ... 313.99 kit

High Rise Style Horn Button

A8311123 1967-68 with red Bow Tie ... 313.99 kit
A8321123 1969-94 with red Bow Tie ... 313.99 kit

Black Anodized Horn Button and Hub

Standard Style Horn Button

A8312213 1967-68 with red Bow Tie ... 313.99 kit
A8322213 1969-94 with red Bow Tie ... 313.99 kit

High Rise Style Horn Button

A8312223 1967-68 with red Bow Tie ... 313.99 kit
A8322223 1969-94 with red Bow Tie ... 313.99 kit

1958-79 GT Pro-Touring Steering Wheel

The GT Pro-Touring Sport steering wheel was inspired by GM's optional NK44-spoke Sport wheel installed in various models during the 1970s. This custom steering wheel offers a modern flair to an already classic design. The black anodized spoke design features a leather wrapped grip with "baseball" stitched seam. The polished spoke design features genuine mahogany wood outer grip and perforated leather inner. Horn buttons are machined from 6061 aluminum and are secured using an exclusive o-ring design that keeps it from "popping off." Each steering wheel kit includes matching hub and horn button with Grade 8 mounting hardware.

Important: For Flamingo Rider and ididit steering columns use the 1969 and later kits.

Note: Not intended for vehicles with air bag safety systems.

Polished

This kit includes: a 14-1/2" diameter, 2-3/8" dish, polished 4-spoke wheel with a polished adapter and your choice of an engraved or red Bow Tie horn button. The horn buttons cover the wheel mounting bolts for a clean, custom look.

A8611111 1958-63 engraved Bow Tie 611.99 kit
A8611111 1967-68 engraved Bow Tie 611.99 kit
A8621111 1969-79 engraved Bow Tie 611.99 kit
A8611113 1958-63 red Bow Tie..... 608.99 kit
A8611113 1967-68 red Bow Tie..... 608.99 kit
A8621113 1969-79 red Bow Tie..... 608.99 kit

Black Anodized

This kit includes: a 14-1/2" diameter, 2-3/8" dish, black anodized 4-spoke wheel with black anodized adapter and a red Bow Tie horn button. The horn button exposes the bolts that mount the wheel for a high-performance look.

A8512223 1958-63 red Bow Tie..... 478.99 kit
A8512223 1967-68 red Bow Tie..... 478.99 kit
A8522223 1969-79 red Bow Tie..... 505.99 kit


Custom Steering Wheels



CH401620 dark mahogany wheel
 BK501642 black mahogany wheel with rivets



dark mahogany dark mahogany w/aluminum rivets black mahogany w/aluminum rivets



gray mahogany gray mahogany with aluminum rivets



FS120103 FS126P01 FS126P02 FS126P03

Empire 6 Bolt Steering Wheel

Forever Sharp 6 bolt Empire steering wheels feature outstanding quality and sleek design. Each wheel is crafted from real mahogany wood with finger grooves on the back and steel spokes finished in bright polished chrome-plating. Wheels feature a 6 hole bolt pattern with a 1-3/4" dish depth and are available in 14" and 15" diameters.

Important: Steering wheels require mounting adapter and your choice of horn buttons, sold separately.

Steering Wheels

Dark Mahogany			
CH401620	14"	chrome spokes	116.99 ea
CH501620	15"	chrome spokes	133.99 ea
BK401620	14"	black spokes	124.99 ea

Dark Mahogany with Aluminum Rivets			
CH401622	14"	chrome spokes	124.99 ea
CH501622	15"	chrome spokes	133.99 ea
BK501622	15"	black spokes	133.99 ea

Black Mahogany with Aluminum Rivets			
CH501642	15"	chrome spokes	133.99 ea
BK501642	15"	black spokes	133.99 ea

Gray Mahogany			
BK501630	15"	black spokes	126.99 ea

Gray Mahogany with Aluminum Rivets			
CH501632	15"	chrome spokes	133.99 ea
BK501632	15"	black spokes	126.99 ea

Horn Buttons

Black ABS Plastic Horn Button			
FS120103	with Forever Sharp logo	23.99 ea

Polished Billet Aluminum Horn Button			
FS126P01	horn button delete w/o logo	33.99 ea
FS126P02	without logo	33.99 ea
FS126P03	with Forever Sharp logo	33.99 ea
FS126P04	with Bow Tie	58.99 ea
FS126P05	with "SS" logo	58.99 ea

Mounting Hub Adapters

Polished Aluminum

OE Steering Column			
FSA0256P	1967	6 bolt adapter	45.99 ea
FSA0856P	1968	6 bolt adapter	45.99 ea
FSA0156P	1969-94	6 bolt adapter	45.99 ea

For Flaming River or ididit Steering Column			
FSA0156P	1967-94	6 bolt adapter	45.99 ea



CH504620 dark mahogany wheel shown with polished Forever Sharp horn button
 CH504622 dark mahogany with rivets wheel shown with polished Forever Sharp horn button



dark mahogany dark mahogany w/aluminum rivets finger indentations on back grip



FSA0156P FS120103 FS126P01 FS126P02 FS126P03

Classic 6 Bolt Steering Wheel

Forever Sharp Classic 6 bolt steering wheels feature outstanding quality and sleek design. Wheel is crafted from real mahogany wood with finger grooves on the back and steel spokes finished in bright polished chrome-plating. A urethane coating on the mahogany grip provides for a longer life and improved heat resistance on hot summer days. 15" wheel features a 6 hole bolt pattern with a 1-3/4" dish depth. Available in a dark hand stained mahogany finish.

Important: Steering wheels require mounting adapter and your choice of horn buttons, sold separately.

Steering Wheel

Dark Mahogany			
CH504620	15"	chrome spokes	133.99 ea

Dark Mahogany with Aluminum Rivets			
CH504622	15"	chrome spokes	133.99 ea

Horn Buttons

Black ABS Plastic Horn Button			
FS120103	with Forever Sharp logo	23.99 ea

Polished Billet Aluminum Horn Button			
FS126P01	horn button delete w/o logo	33.99 ea
FS126P02	without logo	33.99 ea
FS126P03	with Forever Sharp logo	33.99 ea

Mounting Hub Adapters

Polished Aluminum

OE Steering Column			
FSA0256P	1967	6 bolt adapter	45.99 ea
FSA0856P	1968	6 bolt adapter	45.99 ea
FSA0156P	1969-94	6 bolt adapter	45.99 ea

For Flaming River or ididit Steering Column			
FSA0156P	1967-94	6 bolt adapter	45.99 ea



finger indentations on back grip
 dark mahogany



FS013B - black powder coated mounting hub
 FS013P - polished chrome-plated mounting hub

Classic Deep Style Mahogany Wheel

Forever Sharps' deep style, dark mahogany wood steering wheel is manufactured from real mahogany wood and features aluminum rivets, brushed aluminum spokes, as well as finger indentations on the backside for comfort and grip. A urethane coating has also been applied to give the wheel a longer life and improved heat resistance for those hot summer days. Features a 3 hole bolt pattern, 15" (14-3/4") diameter with a 4" dish depth and decorative rivets.

Note: Chrome horn button/cap FS120302 and 3 bolt mounting adapter, sold separately.

Steering Wheels

FS519322	15" dark mahogany wheel	133.99 ea
----------	-------------------------	-----------

Horn Buttons

FS120302	chrome horn button cap	14.99 ea
----------	------------------------	----------

Mounting Hub Adapter

Note: Please add desired finish to part number when ordering: "P" - polished; "B" - black powder coated.

OE Steering Column

FSA023	1967	3 bolt adapter	32.99 ea
FSA083	1968	3 bolt adapter	32.99 ea
FSA113	1969-94	3 bolt adapter	32.99 ea

For Flaming River or ididit Steering Column

FSA013	1967-94	3 bolt adapter	32.99 ea
--------	---------	----------------	----------



light tan light gray white

1969-94 Water Fall Steering Wheel

Flaming River's unique steering wheel is very similar in design to that of the 2010 Camaro a great retro modern look. Featuring billet machine work wrapped in soft leather available in your choice of color. Includes horn button assembly. Mounting adapter sold separately. Measures 13.8" in diameter.

1969-94 Steering Wheel

FR20150BK	black	494.99 ea
FR20150LT	light tan	631.99 ea
FR20150LG	light gray	641.99 ea
FR20150WH	blizzard white	640.99 ea

1969-94 Mounting Adapter

FR20150HAD	Flaming River	167.99 ea
FR201500E	GM Column	157.99 ea

Custom Steering Wheels



FSV109801
polished spokes
black vinyl

FSV109913
matte black spokes
black leather



Leather or Vinyl Half-Wrap Wheel

Forever Sharp's popular billet "muscle" steering wheel is 14" in diameter and forged from aircraft standard 6061 aluminum. Wheels feature finger indentations on the backside, a 1-3/4" dish depth and 5 hole bolt pattern. Includes half wrap and billet wheel in either a polished or matte black (powder coated) finish.

Important: Steering wheels require mounting adapter and your choice of horn buttons, sold separately.

Polished Wheels

FSV109813	black leather	155.99
FSV109801	black vinyl	96.99 ea
FSV109802	gray vinyl	96.99 ea
FSV109803	red vinyl	96.99 ea
FSV109805	royal blue vinyl	96.99 ea
FSV109806	tan vinyl	96.99 ea
FSV109807	orange vinyl	96.99 ea
FSV109809	white vinyl	96.99 ea
FSV109810	carbon fiber grain vinyl	96.99 ea

FSV109913	black leather	155.99
FSV109901	black vinyl	96.99 ea
FSV109902	gray vinyl	96.99 ea
FSV109903	red vinyl	96.99 ea
FSV109905	royal blue vinyl	96.99 ea
FSV109906	tan vinyl	96.99 ea
FSV109907	orange vinyl	96.99 ea
FSV109908	cream vinyl	96.99 ea
FSV109909	white vinyl	96.99 ea
FSV109910	carbon fiber grain vinyl	96.99 ea

Horn Buttons

FS125P	polished - 01, 02, 03	33.99 ea
FS125P	polished - 04, 05	58.99 ea
FS125B	black - 01, 02, 03	33.99 ea
FS125B	black - 04, 05	58.99 ea

Mounting Hub Adapter

Note: Please add desired finish to part number when ordering: "P" - polished; "B" - black powder coated.

OE Steering Column			
FSA053	1964-66	3.5, 6 bolt	32.99 ea
FSA0256	1967	5 bolt adapter	45.99 ea
FSA0856	1968	5 bolt adapter	45.99 ea
FSA0156	1969-94	5 bolt adapter	45.99 ea

For Flaming River or ididit Steering Column			
FSA0156	1967-94	5 bolt adapter	45.99 ea





FSW109814
polished spokes, real wood
without center burn or rivets

FSW109914
black spokes, real wood
without center burn or rivets



FSW109817
polished spokes, mahogany w
center burn and brass rivets

FSW109918
matte black spokes,
mahogany w center burn and
aluminum rivets



Real Wood Half-Wrap Wheel

Each billet wheel is 14" in diameter and forged from aircraft standard 6061 aluminum. Wheels feature finger indentations on the backside, a 1-3/4" dish depth and 5 hole bolt pattern. Includes half wrap and billet wheel in either a polished or matte black (powder coated) finish. Select with or without brass or aluminum rivets.

Important: Steering wheels require mounting adapter and your choice of horn buttons, sold separately.

Steering Wheels

FSW109814	real wood	142.99 ea
FSW109817	mahogany w/brass rivets	129.99 ea
FSW109818	mahogany w/alum rivets	129.99 ea

Matte Black Spokes			
FSW109914	real wood	135.99	ea
FSW109917	mahogany w/brass rivets	129.99	ea
FSW109918	mahogany w/alum rivets	129.99	ea

Horn Buttons

5 Bolt Style			
FS125P	polished aluminum	33.99 ea	
FS125B	black powder coated	33.99 ea	

Mounting Hub Adapter

Note: Please add desired finish to part number when ordering: "P" - polished; "B" - black powder coated.

OE Steering Column			
FSA053	1964-66	3.5, 6 bolt	32.99 ea
FSA0256	1967	5 bolt adapter	45.99 ea
FSA0856	1968	5 bolt adapter	45.99 ea
FSA0156	1969-94	5 bolt adapter	45.99 ea

For Flaming River or ididit Steering Column			
FSA0156	1967-94	5 bolt adapter	45.99 ea




FSV109811
polished spokes
carbon fiber hydrographic

FSV109911
matte black spokes
carbon fiber hydrographic



FSW109812
polished spokes
burwood hydrographic

FSW109912
matte black spokes
burwood hydrographic



Hydrographic Half-Wrap Wheel

Forever Sharp's popular billet "muscle" steering wheel is 14" in diameter and forged from aircraft standard 6061 aluminum. Wheels feature finger indentations on the backside, a 1-3/4" dish depth and 5 hole bolt pattern. Includes half wrap and billet wheel in either a polished or matte black (powder coated) finish. Choose from our faux carbon fiber or burwood hydrographic designs.

Important: Steering wheels require mounting adapter and your choice of horn buttons, sold separately.

Steering Wheels

Polished Spokes			
FSV109811	carbon fiber hydrographic	96.99	ea
FSV109812	burwood hydrographic	96.99	ea

Matte Black Spokes			
FSV109911	carbon fiber hydrographic	96.99	ea
FSV109912	burwood hydrographic	96.99	ea

Horn Buttons

5 Bolt Style			
FS125P	polished aluminum	33.99 ea	
FS125B	black powder coated	33.99 ea	

Mounting Hub Adapter

Note: Please add desired finish to part number when ordering: "P" - polished; "B" - black powder coated.

OE Steering Column			
FSA053	1964-66	3.5, 6 bolt	32.99 ea
FSA0556	1964-66	3.5, 6 w/o tilt	45.99 ea
FSA0256	1967	5 bolt adapter	45.99 ea
FSA0856	1968	5 bolt adapter	45.99 ea
FSA0156	1969-94	5 bolt adapter	45.99 ea

For Flaming River or ididit Steering Column			
FSA0156	1967-94	5 bolt adapter	45.99 ea

Custom Steering Wheels



Heritage Steering Wheel — 14" ⚠️

MOMO Heritage Series steering wheels honor their roots with this line of performance wheels that combine exceptional quality with retro inspired design. Heritage wheels feature rotary formed aluminum 3-spoke hub designs with wood or black leather grips all inspired by past designs and emblazoned with the original MOMO logo. By melding the past with today's innovations, MOMO has created modern day classics for any sports car. Installs with standard 6 bolt adapters.

Part#	Model	Grip/Spoke Color	Price
M36018	California	black/polished	364.99 ea
M36019	California	mahogany/polished	364.99 ea
M36025	Grand Prix	walnut/silver	344.99 ea
M36026	Grand Prix	walnut/chrome	344.99 ea
M36015	Prototipo	black/black	269.99 ea
M36016	Prototipo	black/silver	268.99 ea
M36017	Indy	mahogany/silver	344.99 ea



Track Series Steering Wheel — 13" ⚠️

MOMO track steering wheels have a reputation for performance, craftsmanship, and safety, earned over 50 years at the highest levels of racing. Their ergonomic construction features a Italian made suede anatomic grips with hand sewn seams, surrounding aircraft aluminum hubs. There are models available with or without yellow center stripe and everything is topped off with the legendary yellow MOMO nameplate. Installs with standard 6 bolt adapters, sold separately.

Part#	Model	Grip	Spokes	Price
M36020	MOD Drift	suede	gray	248.99 ea
M36022	MOD .07	suede	black	248.99 ea
M36021	MOD .07	leather	black	248.99 ea
M36024	MOD .08	suede	black	248.99 ea
M36023	MOD .08	leather	black	248.99 ea



Race

Retro



Gotham

Competition



Millenium

Nero

Street Series Steering Wheel ⚠️

MOMO street steering wheels combine 50 years of racing experience with cutting edge ergonomic design. MOMO Street wheels feature industry standard 6 bolt hubs, black top grain leather grips, and aircraft aluminum construction. They come in a variety of designs and finishes to compliment any interior. All models include a matching horn button with the MOMO logo.

Part#	Model	Diameter	Spokes	Price
M36009	Race	320mm	gray	248.99 ea
M36008	Race	350mm	gray	248.99 ea
M36014	Retro	360mm	silver	258.99 ea
M36010	Comp	360mm	black	244.99 ea
M36013	Gotham	350mm	black	258.99 ea
M36027	Millenium	350mm	silver	308.99 ea
M36012	Nero	350mm	black	278.99 ea



1969-90 Momo Steering Wheel Adapter ⚠️

This set contains a steering wheel adapter and hardware for installing a MOMO 6 bolt hub steering wheel on a 1969-90 GM models with a stock steering column. MOMO adapters are designed to collapse in case of an accident reducing the risk of injury to the driver.

M2401	1969-90	94.99 set
-------	---------	-------	-----------



M36028

M36033



black stitching red stitching

Montecarlo Steering Wheel ⚠️

MOMO Tuning Series steering wheels are ergonomically designed for the best hands-on feel and manufactured of the highest quality materials available. These 320mm (12.6") or 350mm (13.8") Montecarlo wheels feature a triangular 3-spoke hub inspired by the famous MOMO Gran Turismo steering wheel. The brushed black anodized hub is surrounded by your choice of black leather or Alcantara leather grip with black or red stitching. A chromed MOMO logo in the center horn button provides a bright accent to the Montecarlo's black finish.

Note: Momo steering wheels use a common 6 x 70mm bolt pattern. They will bolt directly to any Momo, Sparco, Isotta, or NRG 6 bolt steering wheel adapter.

Part#	Diameter	Grip/Stitch Color	Price
M36028	320mm	leather/black	238.99 ea
M36029	320mm	leather/red	238.99 ea
M36030	350mm	leather/black	238.99 ea
M36031	350mm	leather/red	238.99 ea
M36032	320mm	Alcantara/black	258.99 ea
M36033	320mm	Alcantara/red	258.99 ea
M36034	350mm	Alcantara/black	258.99 ea
M36035	350mm	Alcantara/red	258.99 ea



M36036



detail carbon fiber horn detail carbon fiber inserts

Jet Steering Wheel ⚠️

MOMO Tuning Series steering wheels are ergonomically designed for the best hands on feel and manufactured of the highest quality materials available. The Jet wheel features a brushed black anodized 3-spoke hub surrounded by a black leather grip with AirLeather and carbon fiber inserts. A chromed MOMO logo in the center horn button provides a bright accent to the Jet's black finish.

Note: Momo steering wheels use a common 6 x 70mm bolt pattern. They will bolt directly to any Momo, Sparco, Isotta, or NRG 6 bolt steering wheel adapter.

Part#	Diameter	Spokes	Price
M36036	320mm	black	298.99 ea
M36037	350mm	black	298.99 ea

Custom Steering Wheels



W7413162

Classic Series Chain Steering Wheel

The classic chain wheels feature a welded chain grip in 3- and 4-spoke designs. These wheels provide a unique individual look for any show car or cruiser. The classic chain wheels come in brilliant chrome finish. The 3-spoke models are 10" in diameter with a 5-1/2" dish. The 4-spoke model is 11" in diameter with a 3-1/2" dish.

Chrome 3-Spoke

W7413162	1958-63	w/o tilt wheel.....	195.99 kit
W7414181	1964-66	w/o tilt wheel.....	202.99 kit
W7414193	1965-66	with tilt wheel.....	211.99 kit
W7413162	1967-68	w/o tilt wheel.....	195.99 kit
W7413196	1969-94	w/o tilt wheel.....	194.99 kit

Chrome 4-Spoke

W7403162	1958-63	w/o tilt wheel.....	201.99 kit
W7404181	1964-66	w/o tilt wheel.....	207.99 kit
W7404193	1965-66	with tilt wheel.....	208.99 kit
W7403162	1967-68	w/o tilt wheel.....	201.99 kit
W7403196	1969-94	w/o air bag.....	201.99 kit



W9693162

W9673162

Classic Series Steering Wheel

Grant version of the popular walnut wood and optional cushion foam steering wheel. This version of the walnut wood includes finger grips and brushed finish stainless steel spokes. Kits come complete with chrome center cap and Bow Tie center emblem. Wheels measure 15" diameter, 4-1/8" deep with adapter. Mounting kit included.

Note: For use on models without drivers air bag. Will work with or without tilt column.

W9673162	1958-63	walnut wood.....	259.99 kit
W9693181	1964-66	black foam.....	184.99 kit
W9673193	1965-66	walnut wood.....	266.99 kit
W9693193	1965-66	black foam.....	185.99 kit
W9693162	1967-68	black foam.....	178.99 kit
W9673196	1969-81	walnut wood.....	259.99 kit
W9693196	1969-81	black foam.....	178.99 kit



1967-81 Signature Series Steering Wheel

The GT Rally steering wheels are patterned after the popular Rally car look, with a solid 3-spoke design. These wheels have durable silver, or black anodized aluminum alloy spokes and includes a matte black rubber styling sleeve. 13" diameter, 3" deep with adapter. Mounting kit included!

Note: For use on models without drivers air bag. Will work with or without tilt column.

W7603162	1967	silver anodized	148.99 kit
W7603196	1969-81	silver anodized	137.99 kit
W7613162	1967	black anodized	152.99 kit
W7613196	1969-81	black anodized	152.99 kit



W5650

W5660

W5652

W5649

W5899

W5632

W5640

W5870

W5871

W5196

W51961

Signature/Classic Series Wheel Accessories

These steering wheel horn buttons are optional for Grant Signature Series and Classic Series steering wheels.

Signature Series Horn Caps

Horn button only, or a highly polished aluminum housing and button. Both styles will only fit Signature Series wheels.

W5650	button	blue/silver Bow Tie	26.99 ea
W5660	button	black/red Bow Tie.....	26.99 ea
W5652	button	cross flags.....	26.99 ea
W5649	button	SS.....	26.99 ea
W5899	button	black blank.....	13.99 ea
W5870	housing	polished aluminum.....	45.99 ea
W5871	housing	black anodized.....	42.99 ea

Classic Series Horn Caps

A chromed steel cap with logo insert, or a polished billet aluminum housing and button. Fit only Classic Series wheels.

W5630	chrome	blue/silver Bow Tie	16.99 ea
W5640	chrome	black/red Bow Tie.....	16.99 ea
W5632	chrome	cross flags.....	22.99 ea
W5629	chrome	SS.....	15.99 ea
W5894	chrome	chrome, blank.....	14.99 ea
W5895	chrome	matte black, blank.....	6.99 ea

Signature Series Hub Adapters

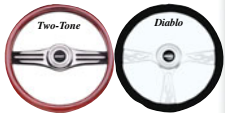
These billet mounting adapters are optional for the Signature Series wheels only. Available in two finishes, these highly polished aluminum housings will replace the matte black rubber styling sleeve and plate included with Signature Series wheels.

W5162	1967	black luster.....	76.99 ea
W5196	1969-94	black luster.....	74.99 ea
W51621	1967	polished aluminum.....	74.99 ea
W51961	1969-94	polished aluminum.....	72.99 ea
W5876	housing	Bow Tie.....	52.99 ea



Two-Tone

Includes steering wheel mounting kit



Heritage Collection Steering Wheel

These Heritage Collection steering wheels are modern interpretations of classic wheel designs. Construction starts with a 14-3/4" diameter polished 6061-T6 aluminum wheel with 2-1/2" dish, offered in a range of spoke designs and adds your choice of genuine leather or hand rubbed mahogany wood rim with finger grips on the back for comfort and style. The modular design allows the wheel rim to be completely covered without the partial aluminum rim seen on many billet wheels. Includes matching polished aluminum center cap and mounting kit.

Black Leather

Heritage Collection - Diablo

W15803162A	1958-63	w/o tilt.....	246.99 kit
W15804181A	1964-66	w/o tilt.....	252.99 kit
W15804193A	1965-66	with tilt.....	300.99 kit
W15803162A	1967-68	w/o tilt.....	246.99 kit

Heritage Collection - Two-Tone

W15803162A	1958-63	w/o tilt.....	205.99 kit
W15864181A	1964-66	w/o tilt.....	209.99 kit
W15864193A	1965-66	with tilt.....	210.99 kit
W15863162A	1967-68	w/o tilt.....	205.99 kit

Mahogany Wood

Heritage Collection - Two-Tone

W15863162B	1958-63	w/o tilt.....	341.99 kit
W15864181B	1964-66	w/o tilt.....	346.99 kit
W15864193B	1965-66	with tilt.....	346.99 kit
W15863162B	1967-68	w/o tilt.....	341.99 kit



3162

Steering Wheel Adapter

Grant steering wheel installation kit for GM full size models. This kit accommodates most 3 bolt wheels like Grant's Classic, Challenger, and Signature Series steering wheels. Each steering wheel kit contains complete step-by-step instructions, a die-cast hub, Grade 5 hardware, and trim pieces.

3 Bolt Adapter

3162	1958-63	non-tilt.....	29.99 ea
3181	1964-66	non-tilt.....	35.99 ea
3193	1965-66	tilt column.....	36.99 ea
3162	1967-68	non-tilt.....	29.99 ea
3196	1969-90	29.99 ea

Custom Steering Wheels



ST3014G



ST3014G - stitching detail



horn detail



brushed chrome black

Color Finishes



black gray tan red

Hub Adapters



STH1008B STH1008S

14" VSW S6 Slotted Spoked Leather Steering Wheel

Wheel features a thick padded leather grip for driving comfort and a classic center spoke design that is reminiscent of the optional sport wheels from muscle car era. Measures 14" in diameter and is 2-1/2" deep with a 6 x 2-3/4" bolt pattern. This is the steering wheel and horn button only. Available in black, gray, red, or tan leather with brushed, chrome, or black spokes. Requires 6 bolt hub.

ST3014B	brushed center/blk leather	149.99 ea
ST3014G	brushed center/gray leather	149.99 ea
ST3014T	brushed center/tan leather	149.99 ea
ST3014R	brushed center/red leather	149.99 ea
ST3012B	chrome center/blk leather	149.99 ea
ST3012G	chrome center/gray leather	149.99 ea
ST3012R	chrome center/red leather	149.99 ea
ST3013	chrome center/tan leather	149.99 ea
ST3060B	black center/black leather	129.99 ea
ST3060G	black center/gray leather	149.99 ea
ST3060T	black center/tan leather	149.99 ea
ST3060R	black center/red leather	149.99 ea

Six Bolt Hub Adapter

Billit 6 bolt steering wheel adapters for Volante steering wheels. Includes screws and available in clear or black anodized. Fits 1969-89 GM steering columns.

STH1011B	1958-67 black	79.99 ea
STH1011S	1958-67 silver	79.99 ea
STH1008B	1969-95 black	79.99 ea
STH1008S	1969-95 silver	79.99 ea



ST3041B



ST3029B - stitching detail



brushed chrome black

Color Finishes



black gray tan red

Hub Adapters



STH1008B STH1008S STH9901B STH9901S

14-1/2" Corvette Style Stepped Spoke Leather Steering Wheel

Wheel features a premium padded leather grip for driving comfort and a stepped spoke design. The 14-1/2" diameter wheel is easier to manage and provides your dash with a unique sporty look. Available in black, gray, red, tan leather with brushed, chrome, or black spokes. Requires 6 bolt hub and filler plate for installation.

ST3041B	brushed center/blk leather	199.99 ea
ST3041R	brushed center/gray leather	239.99 ea
ST3041T	brushed center/red leather	239.99 ea
ST3040B	chrome center/blk leather	249.99 ea
ST3040G	chrome center/gray leather	259.99 ea
ST3040T	chrome center/tan leather	259.99 ea
ST3040R	chrome center/red leather	259.99 ea
ST3029B	black center/black leather	199.99 ea
ST3029G	black center/gray leather	239.99 ea
ST3029T	black center/tan leather	239.99 ea
ST3029R	black center/red leather	239.99 ea

Six Bolt Hub Adapter

Billit 6 bolt steering wheel adapters for Volante steering wheels. Includes screws and available in clear or black anodized. Fits 1969-89 GM steering column. Filler plate required for 14-1/2" leather steering wheels.

STH1008B	1969-95 black	79.99 ea
STH9901B	universal blk filler plate	14.99 ea
STH1008S	1969-95 silver	79.99 ea
STH9901S	universal silver filler plate	14.99 ea



Premium Leather Steering Wheel

Volante S9 Series premium leather steering wheel with 6061 billet aluminum center spokes. Features premium leather grips and a 9 bolt mounting pattern. Tri Spoke with slots for reduced weight. 14" diameter. ST3059 universal..... 169.99 ea



ST1026C

ST1035B

ST1040S

S6 Series Horn Button

VSW S6 Series horn buttons feature a 70mm PCD 6 bolt pattern interchangeable with any VSW S6 Series steering wheel. They will also fit most 6 bolt steering wheels in the market with a 70mm bolt diameter including Momo, Sparco, and NRG. Hardware kit and horn contact wire included. Horn caps available for black, chrome, or brushed steering wheels.

Note: Please specify B - black steering wheel, C - chrome steering wheel, S - brushed steering wheel when ordering.

ST1006	Tri-color Bow Tie	34.99 ea
ST1008	red Bow Tie	34.99 ea
ST1015	blue Bow Tie	34.99 ea
ST1023	silver Bow Tie	34.99 ea
ST1026	Impala logo	34.99 ea
ST1007	silver SS logo	34.99 ea
ST1030	white SS logo	34.99 ea
ST1035	red SS logo	34.99 ea
ST1040	Bel Air logo	34.99 ea



STE1006

STE1015

STE1026

STE1035

S9 Series Horn Button and Adapter

Nine bolt horn buttons for Volante S9 steering wheels. Includes: horn button assembly, connecting wires, screws, and Allen wrench.

Horn Buttons

STE1006	Tri-color Bow Tie	39.99 ea
STE1008	red Bow Tie	39.99 ea
STE1015	blue Bow Tie	39.99 ea
STE1023	silver Bow Tie	39.99 ea
STE1026	Impala logo	39.99 ea
STE1007	silver SS logo	39.99 ea
STE1030	white SS logo	39.99 ea
STE1035	red SS logo	39.99 ea

Horn Adapters

STH1004	non-telescopc, non-airbag	76.99 ea
STH1005	GM standard	84.99 ea
STH1016	Flaming Wheel	94.99 ea

Horn Assemblies and Components



OE

RESTORATION

OE



35194 - front view

35194 - back view

35195

35191

35193

35200

35221



RESTORATION

1958-96 Universal Horn Assembly

Reproduction horn assemblies for 1958-96 full size models. Each horn is manufactured with the correct "swirl" body design and features the "Delco-Remy" logo as original. Includes universal mounting brackets and hardware for easy installation. Sold in pairs with both high and low note horns.

35198 1958-96..... 156.99 pr

ACDelco



GM8692 - front side

GM8692 - back side



GM8692

1958-96 Universal Horn Assembly

ACDelco service replacement horn assemblies for use on various 1958-96 full size models. Includes universal fit brackets, hardware, and wire lead.

Note: This is a GM service replacement part which may differ cosmetically from the original, however will function as original.

GM8692 1958-96 hi note - A note..... 60.99 ea
GM817 1958-96 low tone - F note..... 61.99 ea



122007

3848408

1960-82 Horn Mounting Bolt Set

Correct reproduction horn mounting bolts used on most GM vehicles from 1960-82. Features correct headmark. Includes external tooth star washers and 2 bolts.

122007 1960-65..... 5.99 set
3848408 1966-82..... 4.99 set



1961-69 Direct Fit Horns

Reproduction direct fit horn assemblies for 1961-69 Chevrolet full size models. Manufactured to factory specifications to produce correct high and low note. Finished in semi-gloss black and includes correct brackets for superior fit and original appearance. These licensed reproductions feature the Delco/Remy logo as original.

35194 1961..... 139.99 pr
35195 1962..... 139.99 pr
35191 1963..... 129.99 pr
35193 1964..... 139.99 pr
35200 1965..... 129.99 pr
35221 1969..... 129.99 pr



1980-90 Horn Relay Pigtail

Wiring is often overlooked as being the cause of a malfunctioning horn. Replace the corroded horn relay pigtail in your vehicle with a reproduction and bring your horn back to full working order.

WE220 1958-62..... 4.99 ea
WE220 1974-90..... 4.99 ea



HR620

HR627

HR635

3996283

19271

G5752

1958-96 Horn Relay

Due to excessive heat and electrical loads, the horn relay may become inoperative leaving your vehicle without a properly functioning horn. Replace a burned out horn relay with one of these quality reproductions and restore the functionality of one of your vehicle's most important safety features.

Service Replacement

HR614 1958-62..... 14.99 ea
HR620 1963-65..... 19.99 ea
HR627 1966-71..... 39.99 ea
HR140 1966-71..... 29.99 ea
3996283 1972-73..... 49.99 ea
HR635 1974-90..... 9.99 ea
19283 1991-93..... 3.99 ea
19271 1994-96..... 14.99 ea

ACDelco - Service Replacement

G5751 1991-93..... 7.99 ea
G5752 1994-96..... 9.99 ea



HR015



HR015W - insignia

1968-71 Reproduction Horn Relay

Reproduction Delco Remy horn relay for 1966-71 Chevrolet full size models. Each horn relay is manufactured to OE specifications and features the "Delco Remy" insignia stamped into the casing. In 1969 the plastic housing changed from opaque-white to black mid-year production. Most vehicles built after January 1969 received the black housing relay.

Note: *Early 1969. **Late 1969

Reproduction with "Delco Remy" Logo

HR015W* 1966-69..... 69.99 ea
HR015** 1969-71..... 69.99 ea

Consoles and Components



B1001



B1002

1961-62 Impala SS Shift Plate

Reproduction shift plate assembly for 1961-62 Impala Super Sport models. These beautiful reproductions will install as original. The shift plate assembly includes the shift boot and mounting bracket.

B1001	1961	4-speed	358.99 ea
B1002	1962	4-speed	358.99 ea



3827408 - detail



1963 Impala SS Console


OE[®] complete console assembly originally installed on 1963 Impala Super Sport models with bucket seats. Each part is injection molded or die-cast and pre-assembled to allow the installer minimum effort for installation. Features inner glove box, forward plate assembly, SS emblem, console lamp, console door, and lock assembly. Can be used for manual or automatic transmission by adding the correct Powerglide shift plate for automatic transmission, or 4-speed emblem and boot for manual transmission (included in the kits listed, or sold separately).

Important: Premium console kits include the console assembly, the correct shift plate for automatic, or the shift plate and boot for manual transmission. Also includes the console wire harness, console door lamp harness, and the console mount brackets.

Note: Shipped double oversize.

Console Assembly			
3827408	1963	Impala SS	679.99 ea

Premium Console Kits			
881251	1963	automatic	781.99 kit
881252	1963	4 speed manual	749.99 kit



3844152 - detail



3844159 - detail



3844152



3844159

1964 Impala SS Console

OE[®] complete console assemblies for 1964 Impala Super Sport models. This reproduction is designed to replace the entire console unit. Each part is injection molded or die-cast, and assembled for easier installation. Includes: the glove box, SS emblem, console lamp, console door and lock assembly. Automatic console includes the shift indicator assembly for Powerglide. 4-speed console includes the shift pattern emblem and the shifter surround assembly as shown. Fits Impala Super Sport models with bucket seats.

Note: Shipped double oversize.

3844152	1964	automatic	619.99 ea
3844159	1964	4-speed	619.99 ea



1963 Impala SS Console Base

Reproduction center console base for 1963 Impala SS models. Reproduced in black plastic as original with the correct grain texture.


C6307	1963		107.99 ea
-------	------	--	-----------



1966-67 Impala 4-Speed Console Base

Reproduction console base for 1966-67 Impala models equipped with a 4-speed manual transmission. Manufactured out of injection molded plastic to factory specifications, featuring an original style 2-piece design and correct textured grain.

153324	1966-67	4-speed	399.99 ea
--------	---------	---------	-----------



CS62887

CS6377

CS6416

1962-67 Impala SS Console Insert

Reproduction machine turned aluminum OE style inserts will restore your console's original factory appearance. This quality reproduction installs using spray adhesive. Remove the old insert and replace.

CS62887	1962	MT	1 piece ...	89.99 ea
CS6377	1963	all	1 piece ...	84.99 ea
CS6415	1964	MT	1 piece ...	99.99 ea
CS6416	1964	AT	4 piece ...	119.99 set
CS6602	1966-67	MT	3 piece ...	79.99 set
CS6601	1966-67	AT	3 piece ...	79.99 set



C274154

1963-67 Console Mounting Brackets

Replace your damaged or missing console bracket or install a console where the factory did not with reproduction console mounting brackets. Each bracket is designed for the year and model listed.

C274154	1963	all	3 piece ...	51.99 set
C441459	1964	AT/MT	6 piece ...	44.99 set
C660174	1965	MT	4 piece ...	37.99 set
C781879	1966	AT	2 piece ...	26.99 pr
C781869	1966-67	MT	3 piece ...	35.99 set



PC2002

1965 Console Carpet

Correctly cut 80/20 rayon/nylon loop carpet.

Note: Colors provided are intended to match original color carpet. Color may vary slightly from your original or replacement carpet.

PC2001	1965	black	45.99 set
PC2002	1965	red	45.99 set
PC2003	1965	blue	45.99 set
PC2006	1965	aqua	45.99 set
PC2024	1965	saddle	45.99 set
PC2065	1965	fawn	45.99 set



3845730

A4250

1964-67 Center Console Rubber Bumpers

Let Classic Industries[®] help eliminate the creaks and rattles with new center console rubber bumpers.

3845730	1964		2.99 ea
A4250	1966-67		2.99 pr

Console Components



Console Shift Plate Cross Flag Emblem

Correct replacement emblem originally installed on 1961-62 Impala SS models. Manufactured in the USA!
CM2197 1961-62..... 44.99 ea

RESTORATION

USA



1963-64 Impala SS Console Emblem

OER® center console emblems for 1963-64 Impala Super Sport models. These chrome-plated die-cast console emblems are manufactured to factory specifications for an authentic fit and original appearance.
3843985 1963 Impala SS..... 39.99 ea
3843986 1964 Impala SS..... 29.99 ea



1965 Impala SS Console Emblem

Original style acrylic emblem with the SS logo features correct type backing for insert. This 2 piece acrylic emblem will replace the original faded emblem on 1965 Impala SS models. Features correctly painted red SS lettering and chrome outline as pictured.
CM2490 1965 Impala SS..... 70.99 set



1962-67 Console Box Lock and Keys

Replacement console box locks for 1962-67 full size models. Console locks are pre-coded and include 2 precut keys.
Non-Locking
TK169B 1965-67..... 13.99 ea
Original Style Pear Head Keys
3121461 1962-64..... 19.99 ea
TK169A 1965-67..... 29.99 ea
Late Style Oval Head Keys
TK169 1965-67..... 19.99 ea

1965 SS Console Clock

Reproduction console clock for 1965 Super Sport models. This reproduction duplicates the original in every detail. Features original style markings and correct colors.
C1965 1965 SS..... 189.99 ea



1964-67 Impala Console Clock Lens

Correct reproduction clock lens for 1964-67 Impala models with console mounted clocks. Extremely high-quality reproduction. Made in USA.
CM2394 1964-67..... 18.99 ea



1966-69 Impala SS/Caprice Console Door

Reproduction center console door assembly for all 1966-69 Impala and Caprice models with center console. Available in black, paint to desired color.
K6870 1968-69..... 89.99 ea



1966-67 Console Gauge Delete Plate

Center console gauge delete plate for 1966-67 Chevrolet Impala models. These plates are designed to install in place of the four gauges mounted in the front of 1966-67 Impala center consoles. Made of aluminum and finished to match the OE inserts.
CS6620 1966-67 aluminum..... 24.99 ea



1966-67 Console Door

Reproduction console door for 1966-67 Chevrolet Impala and Caprice models. Manufactured in die-cast zinc and chrome-plated replicating the factory original lid. Will replace the old or worn out console lid using the existing hinge and hardware.
3877288 1966-67 chrome..... 129.99 ea




1964-69 Console AT Indicator Bulb

This bulb is correct for automatic transmission shift pattern illumination. Installs under the shift plate and lights up the shift pattern indicator.
1895 1964-67..... 1.39 ea
1445 1968-69..... 1.99 ea



1996 Console Coin Holder

Genue GM coin holder that fits inside the console and holds small change.
G4415 1996..... 32.99 ea



1958-67 4-Speed Shifter Boot

Correct reproduction shift boot for 1958-67 Chevrolet full size models with manual floor shifter. Manufactured to factory specifications from injection molded EPDM rubber as original.
153323 1958-59 with bench seat..... 63.99 ea
W2105 1960-63 with bench seat..... 34.99 ea
W2104 1962 with console..... 52.99 ea
N21021 1963 with console..... 72.99 ea
W2107 1964 upper with console 40.99 ea
W2109 1964 lower with console 52.99 ea
B362800 1966-67 upper with console 39.99 ea

DASH & CONSOLE COMPONENTS

Custom Consoles



N21020 - installed



N21020

NUG73

1963-67 AT Shifter Seal



Reproduction automatic floor shifter seals for 1963-67 Impala Super Sport and 1966-67 Caprice models with center console. Manufactured to factory specifications from injection molded EPDM rubber as original.

Upper Seal to Console Plate

N21020 1963 upper 34.99 ea

Lower Seal to Floor

NUG73 1965-67 lower 28.99 ea



N21022

1960-67 Shift Boot Retaining Ring



Reproduction shift boot retaining ring for 1960-67 Chevrolet full size models with manual transmission. N21022 1960-63 24.99 ea
C601081 1965-67 20.99 ea




1966-67 4-Speed Shift Boot Bezel



Reproduction 4 speed center console shift boot bezel for 1966-67 Impala Super Sport models. Mounts to the top plate and holds the shifter boot in place. CS6610 1966-67 69.99 ea

Elevate your Cruising Experience!

Made in the USA, consoles and drink holders for your classic or late model full size models. With the highest quality of craftsmanship our hand built, custom consoles are outfitted with a variety of features: comfortable armrests, enclosed storage compartments, and drink holders. Unique and innovative console solutions.



CC137202

CC138245

Bench Seat Cruiser Console



The BC Cruiser™ console is designed to fit the contour of early bench seats. Installation is fast and simple with a nylon strap under the seat which cinches down to the front of the console. Features large drink holders, storage compartment, padded armrest, a fully lined interior compartment, a flip up lid with a plastic sleeve to hold important documents.

BC Cruiser

Measures: 18" long, 8-1/2" wide (11" at cup holders) and 7-1/2" tall with a 10" x 6" x 3" storage compartment. Works best in vehicles where the automatic transmission selector is located on the steering column.

Note: Please add three digit color code when ordering.

CC137 specify color 209.99 ea

BC Shorty Cruiser

Measures: 13-1/2" long, 8-1/2" wide (11" at cup holders) and 7-1/2" tall with a 6" x 6" x 3" storage compartment. If you have a manual transmission with a shift knob that comes close to touching the front of your seat then this console is a great option for you.

Note: Please add three digit color code when ordering.

CC138 specify color 194.99 ea

New!



CC140218

Low-Rider Shorty Floor Console



The Low-Rider "Shorty" floor console is designed to fit the transmission hump. Includes 2 king size drink holders, a storage compartment with lid, and a convenient storage pouch for items like sunglasses, pens or cell phones. Underneath the Low-Rider console are two aluminum plates that can be easily adjusted to conform to just about any transmission hump. Measures: 13-3/4" long, 8" wide (11" at cup holders) and 6" tall at cup holder, 4" tall at the front, with a 6-1/2" x 6" x 3" storage compartment

Note: Please add three digit color code when ordering.

CC140 1960-69 specify color 194.99 ea



CC136205

Low-Rider Floor Console



The Low-Rider floor console is designed to fit the transmission hump. Includes 2 king size drink holders, a storage compartment with lid, and a convenient storage pouch for items like sunglasses, pens or cell phones. Measures: 17" long, 8-1/2" wide (11" at cup holders) and 6" tall at cup holder, 4" tall at the front, with a 10" x 6" x 3" storage compartment.

Note: Please add three digit color code when ordering.

CC136 specify color 229.99 ea



Hump Hugger - installed



CC135245

Hump Hugger Bucket Seat Console



Made specifically for models with bucket seats, the Hump Hugger consoles look like a factory option. Constructed of automotive grade vinyl and double stitched with nylon thread, this accessory console is an extremely durable and practical way to add storage to your classic car with absolutely no modifications to your car. Features a nicely padded lift up armrest, fully lined interior and two standard sized drink holders. Measures: 20-1/2" long, 8" wide (8-1/2" at cup holders) and 10-1/2" tall with a 10-3/4" x 6-1/4" x 5-1/2" storage compartment.

Important: Requires 9" in between seats.

Note: Please add three digit color code when ordering.

Coupe and Sedan

CC135 1962-69 specify color 229.99 ea

Convertible

CC139 1962-69 specify color 229.99 ea

Accelerator Components



Accelerator Rod Grommet and Sleeve

Accelerator rod grommet and sleeve for 1958-69 Chevrolet full size models. Inserts into the throttle arm and carburetor (when required). Includes nylon sleeve, rubber grommet and cotter pin. This grommet routinely deteriorates due to engine heat and age.

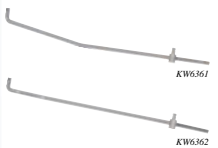
K521 1958-69..... 3.99 set



Universal Accelerator Rod

OER® universal accelerator rod. This rod is needed when modifications will not allow the use of the original rod between the accelerator pedal lever and the carburetor. Bend and shape as needed. Adjusts 12" to 14". Measures: 14-1/2" long.

AL124 universal..... 12.99 ea



1967-69 OE Style Accelerator Rod

Correct reproduction accelerator rod and swivel assemblies for 1967-69 Chevrolet full size models. This piece is commonly bent or broken after years of use. Service replacements for some applications. Can also be used for custom/aftermarket intake and carburetor applications.

Small Block
KW6361 1967 small block..... 26.99 ea

Low Rise Intake/Quadrajel
KW6362 1968-69 small block..... 26.99 ea



1965-67 Big Block Accelerator Rod

Correct reproduction 1965-67 big block style accelerator rod and swivel assembly. This piece is commonly bent or broken after years of use and should be replaced to maintain maximum efficiency. For use on models equipped with cast iron intake and Quadrajel carburetor.

Low Rise Intake/Quadrajel
C848684 1965-67 big block..... 35.99 ea



1961-64 Throttle Pedal Linkage

Reproduction firewall throttle pedal linkage for 1961-64 full size Chevrolet. Includes center pivot and upper and lower linkage.

C30733 1961-64..... 41.99 ea



Throttle Lever Arm Pinch Bolt

Correct reproduction accelerator throttle lever to pedal rod pinch bolt set. Includes: one 1/4"-20 x 1-1/4" grade 5 bolt, nut, and washer.

154214 1958-69..... 6.99 set



1964-70 Accelerator Pedal Rod Support

OER® accelerator rod to firewall support for various 1964-70 models. 1964-67 stamped steel support includes 2 nylon bushings. 1968-70 support is manufactured from injection molded ABS plastic and does not require bushings.

3924409 1964-67 support..... 20.99 ea
3863501 1968-70 support..... 16.99 ea
154116 1965-70 mounting screws.. 2.29 pr



1958-67 Accelerator Pedal Rod to Firewall Support Bushings

Needed to install the accelerator rod support correctly. This pair of bushings will eliminate excessive play in the gas pedal pad while providing smoother operation.

3798256 1958-67 firewall bushing 2.99 pr



1958-69 Throttle Lever Arm Pinch Bolt

Correct reproduction accelerator throttle lever to pedal rod pinch bolt set, includes one 1/4"-20 x 1-1/4" Grade 5 bolt, nut, and washer.

154214 1958-69..... 6.99 set



1971-81 Accelerator Pedal Rod Support

This is the correct support assembly which the accelerator pad mounts to at the firewall. This support is where the accelerator pedal rod pivots.

G7181 1971-81..... 22.99 ea



1970-75 Accelerator Cable Retainer

OER® reproduction of the correct retainer used to hold the accelerator control cable. This retainers slips over the cable and clips into the hole on the accelerator pedal arm. Manufactured in injection molded plastic material as original. Sold individually, one required per vehicle.

403929 1970-75 all..... 4.99 ea



Chrome Accelerator Cable Bracket

Chrome-plated bracket set for small block with throttle cable type linkage. May be used with either round or square mounts. You do not have to remove the carburetor to install. Lower bracket mounts to the intake manifold. For Turbo 350/kickdown cable bracket order #T9757, this bracket attaches to bracket #T9756.

T9756 accelerator cable bracket..... 13.99 set
T9757 kickdown cable bracket..... 6.99 ea

DASH & CONSOLE COMPONENTS


Accelerator Parts



1968-69 Accelerator Spring Bracket

Retainer bracket which holds the rear loop of the throttle return spring in place. This bracket which mounts on top of the coil bracket was used on 1968-69 full size models with small block engines and Rochester Q-jet carburetors.

C307911 1968-69..... 10.99 ea



1970-80 Accelerator Return Spring

Correct reproduction of the commonly missing spring which installs between the carburetor and water neck.

K0135 1970-71 350, 400..... 5.99 ea
 K0136 1970 454..... 7.99 ea
 340637 1974-80 V8 outer..... 4.99 ea
 G1802 1976-79 L6 outer..... 5.99 ea



Barefoot Pedal Cover

Stomp on it in true retro style with this groovy barefoot accelerator pedal cover. This far out pedal cover takes you back to the psychedelic sixties every time you drive your Chevrolet. Chrome cover mounts over your existing accelerator pedal and is accented in black. Mounting bracket and screws included. While you're at it, you might as well add the matching dimmer switch cover, too. Dimmer cover fits all vehicles with floor mounted dimmer switch.

S8520 barefoot accelerator pedal..... 23.99 ea
 S8521 barefoot dimmer switch..... 9.99 ea



1971-75 Accelerator Pedal Mounting Pin

This mounting pin is just what you need to mount your accelerator pedal. The special design allows the pedal to attach to the accelerator arm correctly and install the pedal tension spring.

368078 1971-75..... 2.99 ea



1958-64 Floor Mount Billet Gas Pedal

Add a touch of class to the interior of your Chevy Impala with one of these CNC-machined floor mount gas pedals from Billet Specialties. They are a simple bolt-in replacement for the stock pedal and can install in minutes.

B119240 1958-64 polished..... 159.99 ea
 B119245 1958-64 black..... 159.99 ea



1958-70 Billet Aluminum Pedal Pad

These CNC-machined pedal pads are specifically designed to compliment your Billet Specialties gas pedal. Each pad includes all the stainless steel hardware and template needed for a quick and clean install.

Brake Pedal Pad
 B119450 polished..... 79.99 ea
 B119455 black..... 82.99 ea
Brake/Clutch Pedal Pad
 B119340 polished..... 58.99 ea
 B119345 black..... 58.99 ea
E-Brake Pedal Pad
 B119640 polished..... 50.99 ea
 B119645 black..... 50.99 ea
Dimmer Switch Covers
 B119870 polished..... 25.99 ea
 B119875 black..... 24.99 ea



1971-75 Accelerator Pedal Tension Spring

OER® reproduction of the original type tension spring that will enable your gas pedal pad to position itself properly. This spring attaches under the pedal pad and attaches to the accelerator rod assembly.

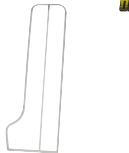
368077 1971-75..... 2.99 ea



1958-70 Accelerator Pedal

Accelerator pedals for 1958-70 Chevrolet full size models. Manufactured to factory specifications; 1958-64 from injection molded black ABS plastic and 1965-70 from injection molded EPDM rubber. Features correct design and installs as original.

3820328 1958-64..... 11.99 ea
 3864740 1965-70..... 22.99 ea
 3909978 1967..... 12.99 ea



1965-70 Accelerator Pedal Trim Plate

Accelerator pedal trim plate for 1965-70 Chevrolet full size models. Manufactured from stamped polished stainless steel to factory specifications.

3864742 1965-70..... 13.99 ea



1958-60 Accelerator Pedal Floor Bracket

This accelerator pedal floor bracket is an excellent reproduction of the bracket that bolts to the floor. The accelerator pedal snaps down onto the ball studs and holds the accelerator in place. Replaces GM part #3772937.

EL20835 1959-60..... 31.99 set



1958-70 Accelerator Pedal Ball Stud

Reproduction pivot ball stud for 1958-70 full size models. 1/4" - 20 x 1-1/2". Studs can break after years of use and may need to be replaced. 2 required.

Note: May require washer for proper height.
 4868300 1958-70..... 2.99 ea

Brake/Clutch Components



BS2611



BS2610



BS2610 - back view

1958-61 Brake and Clutch Pedal

Reproduction brake and brake/clutch pedal assemblies. These are a direct replacements for 1958-61 Chevrolet full size models. Manufactured to factory specifications. Pedal pads sold separately.

Brake and Clutch - Manual Transmission

BS2611 1958 brake and clutch 265.99 pr
 BS2612 1959-60 brake and clutch 265.99 pr
 BS2613 1961 brake and clutch 265.99 pr

Brake - Automatic Transmission

BS2610 1958-59 brake 145.99 ea



MT12801P



MT80899P

1963-66 Brake and Clutch Pedal

Reproduction clutch and brake pedal assembly for 1963-66 Chevrolet Impala, Biscayne, and Bel Air models. These perfectly constructed brake and clutch pedal assemblies are manufactured in quality stamped steel construction replicating the original configuration. Brake and clutch pedal assembly contains the pedal assemblies, nylon bushings, spring and retainer clip. Ready-to-install.

Note: The pedal pads are available separately.

Brake and Clutch - Manual Transmission

MT12801P 1963-64 brake/clutch... 199.99 kit
 MT80899P 1965-66 brake/clutch... 199.99 kit



14015



14016



14017

1963-65 Park Brake Assembly

Reproduction of the park brake assembly. This assembly includes the actuating mechanism, pedal arm, pedal pad, release lever, and release lever handle. This will mount and function just like the original.

14015 1963 84.99 ea
 14016 1964 110.99 ea
 14017 1965 84.99 ea



LK2211 - detail

LK2211B - detail



LK2211

Drive-By-Wire Throttle Pedal

Lokar drive-by-wire electronic throttle control pedal assemblies are designed to work with Lokar's drive-by-wire electronic throttle controls. The addition of one of these custom pedals completes the Lokar assembly of the first custom, programmable electronic throttle pedals for the automotive aftermarket. The pedal assemblies use a splined arm for versatile mounting with all-metal, aluminum, and stainless steel construction. Measures 4" x 1-1/2".

LK2211 brushed 187.99 ea
 LK2211B black 187.99 ea



DBW6308

10379038

1971-76 LS Engine Drive-By-Wire Pedal and Brackets

Designed to be a 100% bolt-on installation, this bracket set adapts the popular GM #10379038 pedal to 1971-76 Chevrolet full size models. Simply remove the factory throttle linkage and bolt in place for an easy install. Kit includes black powder coated bracket and necessary stainless steel hardware. Pedal assembly sold separately.

Drive-By-Wire Brackets

DBW6308 1971-76 97.99 kit

Drive-By-Wire Pedal Assembly

10379038 1971-76 replacement 115.99 ea
 G13229 1971-76 original GM 338.99 ea

LOKAR Accessories



DBW6200A detail

USA CTS-V Drive-by-Wire Pedal Pad

This direct fit billet accelerator pedal pad is designed for applications running an LS series engine with the CTS-V drive-by-wire pedal. Features a curved pedal pad with rubber inserts. Made in USA.

DBW6200A	pedal pad	brushed.....	178.99 ea
DBW6200B	pedal pad	black.....	178.99 ea



FB9003



Billet solid, ball milled

Billet CNC cutout

Black Billet solid, ball milled



Billet ball milled

Chrome Billet with rubber

Black Billet with rubber

Under Dash Park Brake Pedal Assembly

This foot operated park brake assembly gives you ease of operation along with a clean, out of the way appearance. Available in 2 styles and 3 different finishes, these pedal assemblies feature dash to fit adjustability, adaptable mounting location capability, and hidden, heat treated gears and mechanisms for an uncluttered finish. They also include a rubber stop for quiet pedal return, as well as complete hardware and instructions. Connector cables sold separately.

Billet Aluminum

Solid Ball Milled Arm	
FB9000	with ball milled pad 444.99 ea
FB9001	with rubber inserts in pad..... 444.99 ea

CNC Cutout Arm	
FB9002	with ball milled pad 444.99 ea
FB9003	with rubber inserts in pad..... 444.99 ea

Chrome Billet Aluminum

Solid Ball Milled Arm	
FB9004	with ball milled pad 577.99 ea
FB9005	with rubber inserts in pad..... 577.99 ea

CNC Cutout Arm	
FB9006	with ball milled pad 577.99 ea
FB9007	with rubber inserts in pad..... 577.99 ea

Black Billet Aluminum

Solid Ball Milled Arm	
FB9001B	with rubber inserts in pad..... 444.99 ea
CNC Cutout Arm	
FB9003B	with rubber inserts in pad..... 444.99 ea



SG6017

SG6009

SG6007

USA Chromed Steel Universal Pedal Assembly

The first spring loaded pedals in the industry! These chromed steel throttle assemblies are spring loaded like the OE design, and feature a removable, splined lower arm for versatile mounting to the right or left of the bracket mount. Available in standard or extra large pedal sizes. A matching dimmer switch pad also available.

Chromed Steel

Throttle Assembly with Rubber Insert	
SG6007	standard size 1-1/2" x 4" 175.99 ea
SG6016	X-large 2" x 5" 188.99 ea

Brake Pedal with Rubber Insert Pads	
SG6008	standard size 3" x 2" 82.99 ea
SG6017	X-large 3-3/4" x 2-3/4" 95.99 ea

Dimmer Switch with Rubber Insert Pads	
SG6009 45.99 ea

Throttle Pedal Floor Spacer	
GPS6015	chrome..... 35.99 ea



FM6097 FM6098 FM6099

USA Eliminator Floor Mount Gas Pedal

The Eliminator floor mount gas pedal is crafted from billet aluminum and designed to eliminate routing cables through the firewall. It includes an adjustable aluminum splined shaft and stainless steel under the floor cable mounting bracket. Can be mounted in multiple positions for various floor and toe board angles.

Important: Requires a 36" cut-to-fit Lokar throttle cable, LSI, Ramjet and Vortec applications require a 48" throttle cable.

FM6097	with ball milled pad 244.99 ea
FM6098	brushed/w/ rubber inserts 244.99 ea
FM6099	black w/ rubber inserts 244.99 ea
GPS6016	alum pedal floor spacer..... 52.99 ea
GPS6016B	black pedal floor spacer..... 52.99 ea



USA Billet Adjustable Footrest

Fabricated from billet aluminum, these adjustable precision footrests feature universal mounting and adjustable angles for your ultimate comfort. Available ball milled or with rubber inserts. Includes stainless steel mounting hardware. Measures: 1-1/2" x 4".

FR6115	with ball milled pad..... 102.99 ea
FR6116	brushed with rubber inserts 102.99 ea
FR6117	black with rubber inserts 102.99 ea



BAG6001 BAG6004



XL standard XL standard



GPS6014 BG6006 BG6005



BAG6003 BAG6002 BAG6006 BAG6005

USA Billet Universal Pedal Assembly

These are the first spring loaded pedals in the industry! These beautifully carved pieces are spring loaded like the OE design. The shaft and arm are machined together into a one piece design requiring no pins. Available in standard or extra large sizes. Pedal floor spacers are recommended when installing pedal on vehicles with thick carpet or carpet padding.

Black Billet Aluminum

Throttle Assembly with Rubber Insert	
BG6004	standard 1-1/2" x 4" 224.99 ea
BG6012	X-large 2" x 5" 231.99 ea

Brake Pedal with Rubber Insert Pad	
BG6005	standard 3" x 2" 72.99 ea
BG6013	X-large 3-3/4" x 2-3/4" 79.99 ea

Dimmer Switch Pedal with Rubber Insert Pad	
BG6006 35.99 ea

Throttle Pedal Floor Spacer	
GPS6014B	black..... 35.99 ea

Brushed Billet Aluminum

Throttle Assembly with Ball Milled Pad	
BAG6001	standard 1-1/2" x 4" 224.99 ea
BFG6010	X-large 2" x 5" 231.99 ea

Brake Pedal with Ball Milled Pad	
BAG6002	standard 3" x 2" 72.99 ea
BFG6011	X-large 3-3/4" x 2-3/4" 79.99 ea

Dimmer Switch Pedal with Ball Milled Pad	
BAG6003 35.99 ea

Throttle Assembly with Rubber Insert	
BAG6004	standard 1-1/2" x 4" 224.99 ea
BFG6012	X-large 2" x 5" 231.99 ea

Brake Pedal with Rubber Insert Pad	
BAG6005	standard 3" x 2" 72.99 ea
BFG6013	X-large 3-3/4" x 2-3/4" 79.99 ea

Dimmer Switch Pedal with Rubber Insert Pad	
BAG6006 35.99 ea

Throttle Pedal Floor Spacer	
GPS6014	billet aluminum..... 35.99 ea

Brake/Clutch Pads



3745991



3746702



3881784



BPP01



3988288



153502

1958-90 AT Brake Pedal Pad

Reproduction brake pedal pads for 1958-90 Chevrolet full size models with automatic transmissions. Manufactured to factory specifications from injection molded EPDM rubber as original.

3746702	1958-64	with power.....	0.99 ea
3745991	1958-64	without power ...	9.99 ea
3881784	1965-66	all.....	9.99 ea
3881784	1967-70	without disc.....	9.99 ea
BPP01	1967-70	with disc.....	9.99 ea
3988288	1971-76	with disc.....	11.99 ea
153502	1977-90	all.....	6.99 ea

OER



3744748

W20651



W20641

1958-70 MT Brake/Clutch Pedal Pad

Reproduction brake and clutch pedal pad for 1958-70 Chevrolet full size models with manual transmissions. Manufactured to factory specifications from injection molded EPDM rubber as original.

Brake or Clutch Pedal	OER®	4.99 ea
3744748	1958-63	reproduction.....
W20641	1965-70	reproduction.....

Brake Pedal with Power Brakes		
W20651	1958-64	reproduction.....

W20641

W20651

W20641

W20651

W20641

W20651

W20641

W20651

W20641

W20651

W20641

W20651



3747276



C2373



3893181

1958-81 Park Brake Pad

Reproduction park brake pedal pads for 1958-81 Chevrolet full size models. Manufactured to factory specifications from injection molded EPDM rubber as original.

3747276	1958-64	5.99 ea
C2373	1965-70	5.99 ea
3893181	1976-81	4.99 ea



3988105



F12318




3988106

1965-87 Pedal Trim Plate

Brake, clutch, and park brake pedal trim plates for 1965-87 Chevrolet full size models. Manufactured from stamped polished stainless steel to factory specifications.

Brake - Automatic Transmission		
3988105	1965-70
F12318	1982-87
Brake or Clutch Pedal - Manual Transmission		
3988106	1965-70
Park Brake		
C2374	1965-70

New!



Billet Universal Pedal Set

Three piece universal billet aluminum pedal sets from Billet Specialties. These sets include easy to use drill templates and all the necessary stainless steel hardware for installation.

B198625	grooved	black.....	184.99 set
B198622	grooved	polished....	184.99 set
B198620	diamond cut	polished....	156.99 set

New!

sparcos



Setanta Pedal Cover Kit

Spartaco Setanta pedal set is designed to coordinate with the Setanta shift knob. It features contrasting vertical indented lines and perforations for added grip. Each pedal is accented with an engraved Sparco logo.

SP3787	universal pedal set	74.99 ea
--------	---------------------	-------	----------



USA

1958-70 Billet Aluminum Pedal Pads

Lokar direct fit billet aluminum brake and clutch pedal pads for 1958-70 full size models. Bolts directly to the factory steel pedal and features a curved pedal with rubber inserts. Made in USA.			
BAG6140	brushed	manual trans	145.99 pr
BAG6140	black	manual trans	145.99 pr
BAG6141	brushed	auto trans	96.99 ea
BAG6141	black	auto trans	96.99 ea

DASH & CONSOLE COMPONENTS

Brake/Clutch Components

New!



OER

1958-90 Brake and Clutch Pedal Bushing

Your choice of OER® reproduction or GM service replacement of the often worn nylon brake and clutch pedal bushings. These bushings fit over the brake and clutch cross shafts and help eliminate excessive side to side movement and pedal binding at the pivot.

Fits 5/8" Shaft, 1/2" Tall
346381 1958-90 OER® pair 9.99 pr
G8545 1958-90 Genuine GM 10.99 ea
Fits 5/8" Shaft, 5/8" Tall
K1448 1958-90 OER® - set of 4 4.99 set



1962-64 Brake Pedal Pin and Clip

Reproduction brake pedal to master cylinder clevis pin and clip. This clip and pin are needed to hold brake pedal to the master rod and clevis under the dash.

HC453 1962-64 19.99 ea

New!



AMK

1963-72 Brake/Clutch Pedal Clip

Reproduction brake/clutch pedal shaft clip for 1963-72 full size models. This pin holds the clutch and brake pedals to the housing under the dash.

PF10 1963-72 clip 4.99 ea

New!



1962-64 Brake Pedal Shaft Pin

Accurate reproduction brake pedal pin for vehicles with automatic transmission. Quality heat treated material and plated for corrosion resistance. Refer to GM Group #4.634 and original GM part #3828427.

3828427 1962-64 5/8" diameter 16.99 ea

New!



1968-72 Brake/Clutch Pedal Bumper

Replace your worn out or missing brake and clutch pedal bumpers with these quality reproductions. Includes 1 brake and 1 clutch pedal bumper.

TF300227 1968-72 16.99 pr

OER AUTHORIZED



Universal 3/8"-24 Brake Pedal Clevis

Universal fit clevis for many potential uses, including connecting a brake master cylinder or power brake booster pushrod to the brake pedal arm. Measures approximately 2" long, is tapped for 3/8"-24 fine thread, and is zinc-plated for corrosion resistance.

153660Z gold zinc 7.99 ea
153660C chrome 8.99 ea

OER AUTHORIZED



Brake Pedal Rod Extension

Universal fit pedal rod extensions are ideal for firewall mounted brake boosters or under floor linkage when you need a longer rod to reach the pedal. Rods measure 1-1/2" or 2-1/2" overall, hole size is 3/8" on the end. Zinc-plated for corrosion resistance.

153661 1-1/2" 7.99 ea
153662 2-1/2" 7.99 ea

OER AUTHORIZED



Brake Pedal Rod Extension

Universal fit pedal rod extension. Rod can be cut to your desired length if necessary. Rod measures 4-3/4" overall, 3" on the threaded portion, and thread size is 3/8"-24 on the female end, and 3/8"-24 on the male end. Includes nut.

153651 4-3/4" zinc-plated 9.99 ea
154233 4-3/4" stainless 9.99 ea

New!



OER AUTHORIZED

Universal Pedal Rod Extension

Universal fit pedal rod extension with a 3/8"-24 thread size rod that is commonly used on various classic car applications to extend the pedal to 3-1/8" in length. Features 5/8" i.d. eyelet.

154231 universal 3/8" - 24 9.99 ea

New!



OER AUTHORIZED

Universal Pushrod Coupling Nut

Complete your brake installation with this new 3/8"-24 threaded coupling nut. With a 3/8"-24 female thread you will be able to add and extension to most aftermarket pushrods to get the additional length you may need. Nut measures 1" in length. Can be used with our 154231 or 154230 pedal rod extensions, sold separately.

154232 universal 3/8" - 24 2.99 ea

New!

OER AUTHORIZED



Universal Pedal Rod Extension

Universal fit pedal rod extension with a 3/8"-24 thread size commonly used on various models to extend the pedal to 6-1/2" to 7-1/2" in length. Features grease fitting to keep coupler properly lubricated.

154230 universal 3/8" - 24 12.99 ea

New!



1958-81 Clutch Pedal Intermediate Lever Shaft Ball Nylon Stud Seal

This is a new old stock (NOS) original GM manual transmission clutch pedal intermediate lever shaft ball stud seal (7/8" diameter). It is an essentially nylon sleeve that installs on the clutch pedal lever and is the stud seal for the lever shaft ball stud.

G13028 1958-81 7/8" diameter 3.99 ea



1958-61 Brake Pedal Return Spring

Reproduction brake pedal spring for 1958-61 Chevrolet full size models without power brakes. Replace your damaged or missing return spring with this brand new reproduction.

TF500237 1958-61 10.99 ea

Firewall Brake/Clutch Boot

Firewall rubber boot seal features a highly polished 304 stainless steel bezel and hardware and a flexible rubber boot designed to accommodate a variety of brake and clutch arms. Accordion like design is ideal for insulating any moving part on a number of different locations on your vehicle. This boot cleans up the appearance of your firewall and seals out unwanted heat, noise, and fumes from your engine compartment.

JJ004 universal 39.99 ea