

Automotive Manuals



L2262



L2265



L2266



L2263



L2275



L2278

1958-78 Chevrolet Service/Shop Manual

Factory manuals that give all the information you'll need for servicing your Impala, Bel Air, Biscayne, and Caprice models. Each shop manual includes procedures for maintenance and adjustments, minor service operations, removal and installation of components and a wealth of General Motors service operations techniques. If there is one book devoted to the care of your Impala, this is the one! Some manuals include the entire Chevrolet line (excluding Corvette). Whether you own a Impala or another Chevrolet model, these manuals will supply the important and pertinent information for correct maintenance procedures. Written by General Motors. A must for any full size owner.

Note: Some books include overhaul, electrical and Fisher body information. See listing for availability.

L2258	1958	34.99 ea
L2259	1959-60	supplement — use with L2258 24.99 ea
L2261	1961	supplement — use with L2261 24.99 ea
L2262P	1962	supplement — use with L2261 24.99 ea
L2263P	1963	supplement — use with L2261 24.99 ea
L2264P	1964	supplement — use with L2261 24.99 ea
L2265	1965	24.99 ea
L2266	1966	29.99 ea
L2267	1967	29.99 ea
L2268	1968	29.99 ea
L2269	1969	29.99 ea
L2270	1970	29.99 ea
L2271	1971	29.99 ea
L2272	1972	29.99 ea
L2273	1973	29.99 ea
L2275	1975	includes Shop Manual, Powertrain and Wiring Diagram 49.99 ea
		includes '75-'74 Shop Manuals and '74 Overhaul Manual 29.99 ea
L2278	1978	includes Service, Unit, Body, Wiring and Electrical 419.99 set

The Ultimate Body Manual for Full Size

Covers every essential body component and much more!

1985-85 Fisher Body Manual

All Fisher Body manuals have the complete information on the essential removal, installation and adjustment procedures for servicing each year Impala. Information includes interior trim cleaning, headlining, stationary glass, door panels, rear seat shelf, convertible top, electrical, and more. This manual covers the most essential information pertaining to the body. Unlike the shop manual, you'll find unique information, illustrations, and other information found nowhere else.

Note: This book covers the body aspect of the vehicle. For mechanical operations, see the Chevrolet Service/Shop Manual.

L2365	1965	24.99 ea
L2366	1966	24.99 ea
L2367	1967	24.99 ea
L2368	1968	24.99 ea
L2369	1969	24.99 ea
L2370	1970	24.99 ea
L2371	1971	24.99 ea
L2372	1972	24.99 ea
L2373	1973	58.99 ea
L2374	1974	83.99 ea
L2376	1976	69.99 ea
L2377	1977	63.99 ea
L2378	1978	65.99 ea
L2379	1979	75.99 ea
L2380	1980	68.99 ea
L2382	1982	61.99 ea
L2383	1983	56.99 ea
L2384	1984	56.99 ea
L2385	1985	51.99 ea

1958-72 Factory Shop Manuals on CD ROM

The information provided on each CD-ROM includes virtually all the information you'll find in a factory shop manual. Includes Chassis Service manual, Chassis Overhaul manual, Fisher Body manual, and Parts and Accessories information. This unique concept gives you the ability to view on your personal computer, complete factory technical information on the make and model of your vehicle. You can print out just that portion of the manual that's needed, or go to the index and type in the part that you're trying to locate. If several manuals are required for a particular make and model, all are supplied on a single CD for your convenience. Includes Chevrolet Camaro, Corvette, Chevy II, Nova, Impala, Biscayne, Bel Air, 'Monte Carlo, and Chevelle models.

*Note: *Monte Carlo models not on pre-1970 CD-ROM.*

CD#5800	1958-60	49.99 ea
CD#6100	1961-64	49.99 ea
CD#6500	1965	49.99 ea
CD#6600	1966	49.99 ea
CDC6700	1967	49.99 ea
CDC6800	1968	49.99 ea
CDC6900	1969	49.99 ea
CD#7000	1970	49.99 ea
CD#7100	1971	49.99 ea
CDC7200	1972	49.99 ea




B1966

1958-78 Impala Owners Manual

These are excellent reprints using exact colors, paper, and printing techniques. You'll find all the original information included in each manual for all years available.

B1958	1958	14.99 ea
B1959	1959	14.99 ea
B1960	1960	14.99 ea
B1961	1961	14.99 ea
B1962	1962	14.99 ea
B1963	1963	14.99 ea
B1964	1964	14.99 ea
B1965	1965	14.99 ea
B1966	1966	14.99 ea
B1967	1967	14.99 ea
B1968	1968	14.99 ea
B1969	1969	14.99 ea
B1970	1970	14.99 ea
B1971	1971	14.99 ea
B1972	1972	14.99 ea
B1973	1973	14.99 ea
B1974	1974	14.99 ea
B1975	1975	14.99 ea
B1976	1976	14.99 ea



Impala Assembly Manual

The most informative and comprehensive book available on early Impala assembly! Each manual contains detailed information on complete assembly of each component, exploded views of parts and where they fit, corresponding part numbers for parts and factory notations on assembly. No restorer should be without this manual! Manuals vary in page numbers according to year. An absolute must for anyone restoring a full size Chevrolet. Also includes factory notes and variations in products in accordance with factory specifications. We recommend these books for anyone who wants factory accurate information on the early model.

Note: These printed pages are unbound and prepunched for a standard 3 ring binder. Binder is not included.

LB1058	1958	29.99 ea
LB1059	1959	36.99 ea
LB1060	1960	29.99 ea
LB1061	1961	29.99 ea
LB1062	1962	29.99 ea
LB1063	1963	29.99 ea
LB1064	1964	29.99 ea
LB1065	1965	29.99 ea
LB1066	1966	29.99 ea
LB1067	1967	29.99 ea
LB1068	1968	34.99 ea
LB1069	1969	34.99 ea
LB1070	1970	34.99 ea
LB1072	1972	36.99 ea

Automotive Manuals

Step-by-Step Procedures! Hundreds of Easy to Follow Photos!



1970-02 Haynes Repair Manual

This manual is written by Haynes for the "do-it-yourselfer" who wants to do the work and maintain the vehicle without expensive repair shop prices. These books include virtually all aspects of maintenance including engine, cooling system, fuel and exhaust, ignition, transmission, driveline, brakes, suspension, body, wiring, and more! Includes step-by-step procedures linked to hundreds of easy to follow photos. Detailed wiring diagrams and color spark plug diagnosis are just a few of the features in this comprehensive manual. 368 pages, softbound.

L560 1969-90 29.99 ea
L233 1991-96 29.99 ea

OPERATING INSTRUCTIONS
For the
CHEVROLET and CORVETTE

- Turbo Jet 300 Engines
- Turbo Hydra-Matic Transmission
- Fully Synchronized 4-Speed Transmission

396 Engine Owners Manual Supplement

If you can't locate the original you'll definitely want to add this factory provided supplement on the care, feeding, and maintenance of your 396 big block engine! Made in USA.

DC100A 1965 supplement 7.99 ea



1953-63 Moldings and Attaching Parts Manual

This unique manual covers all of the exterior moldings and the attachment parts necessary to install them on all 1953-63 Chevrolet models. Get the information you need to order the parts you want with this comprehensive parts manual.

L88 1953-63 14.99 ea

New! 1929-64 Master Parts Catalogs

Chevrolet Master Parts Catalogs are a high-quality, licensed print reproduction of the parts catalog authored by General Motors Corporation. It contains pages of detailed parts information via exploded diagram cutouts of sections of your vehicle assembly with parts numbers and textual descriptions. A parts guide provides part interchange information so you can find replacement parts.

14529PB 1929-58 99.99 ea
14546PB 1946-64 63.99 ea

1973-81 Overhaul Manuals

Overhaul Manual **New!** is a high-quality, licensed print reproduction. These OEM factory manuals contains pages of comprehensive mechanical instructions with detailed diagrams, photos and exploded views for the mechanical components of your vehicle such as the engine, transmission, suspension, brakes, fuel, exhaust, steering, electrical and drive line.

7073OM 1973 28.99 ea
15574OM 1974 28.99 ea
17777URM 1977 33.99 ea
17878URM 1978 33.99 ea
17979URM 1979 33.99 ea
18780URM 1980 28.99 ea
18881URM 1981 29.99 ea

1958-66 Accessory Installation Manual

This Chevrolet car and truck accessory installation manual is a licensed reprint of the original manual. Contains pages of comprehensive instructions with detailed diagrams, photos and specifications for most of the factory accessories offered by Chevrolet for your vehicle. Contains hundreds of diagrams, measurements and part numbers not found in any other manual.


250058 1958 15.99 ea
250059 1959 14.99 ea
250060 1960 18.99 ea
250061 1961 18.99 ea
250062 1962 18.99 ea
250063 1963 18.99 ea
250064 1964 18.99 ea
250065 1965 18.99 ea
250066 1966 18.99 ea



Accessories Parts Price List

Ever wonder what the original prices were on those options that your Chevrolet car or truck was originally equipped with? These accessory price lists were printed when the vehicles were new. Information on each option and the prices associated with the option. Everything from the most common to the most rare of options are included in these car and truck price books. You'll be amazed at the prices! Makes for interesting reading.

L1955A 1955 4.99 ea
L1956A 1956 4.99 ea
L1957A 1957 4.99 ea
L1958A 1958 4.99 ea
L1959A 1959 7.99 ea
L1960A 1960 8.99 ea
L1961A 1961 7.99 ea
L1962A 1962 8.99 ea
L1963A 1963 4.99 ea
L1964A 1964 4.99 ea
L1965A 1965 4.99 ea
L1966A 1966 4.99 ea
L1967A 1967 4.99 ea
L1968A 1968 4.99 ea
L1969A 1969 4.99 ea
L1970A 1970 4.99 ea
L1971A 1971 4.99 ea
L1972A 1972 4.99 ea
L1973A 1973 4.99 ea



1958-82 Sales Brochure

Reproduction of the original dealer salesroom brochures including full color pictures, option guides, interior and exterior color guides, and more. This factory approved reproduction is a must for all full size Chevrolet enthusiasts. Each brochure is an exact replica of the original sales brochure, printed on the same stock paper utilizing correct colors, fonts and size. Bring back that old GM feeling with any of these new sales brochures.

Note: NOS brochures are limited supply on hand. NOS brochures may have dealer markings or labels.

Reproduction Brochures

L863 1958 11.99 ea
L864 1959 11.99 ea
L865 1960 11.99 ea
L867 1961 13.99 ea
L868 1962 14.99 ea
L869 1963 14.99 ea
L870 1964 14.99 ea

NOS Brochures

L895 1967 24.99 ea
L896 1968 19.99 ea
L897 1970 14.99 ea
L898 1971 14.99 ea
L899 1972 14.99 ea
L948 1973 14.99 ea
L949 1974 12.99 ea
L1107 1975 12.99 ea
L1108 1976 12.99 ea
L1109 1977 12.99 ea
L1172 1978 12.99 ea
L1184 1979 12.99 ea
L1192 1980 12.99 ea
L1243 1981 12.99 ea
L1244 1982 12.99 ea
L1245 1983 12.99 ea
L1246 1984 12.99 ea
L1247 1985 12.99 ea
L1248 1986 12.99 ea
L1249 1988 12.99 ea
L1250 1991 Caprice Classic 12.99 ea
L1251 1991 Caprice 12.99 ea
L1252 1992 Caprice/Police 16.99 ea
L1253 1992 Caprice/Taxi 16.99 ea




Chevrolet Super Sport Sales Brochure

The Chevrolet Sports Department is where you'll find our really special equipment. The cars that carry personal tastes in performance to the ultimate. Like Corvette and Chevrolet SS 427. Like Camaro SS and Z28, Chevy Nova SS, Chevelle SS 396 and Corvair Monza. Go ahead and fill out your exact specifications. Some extra cost options and custom features are shown and described in this catalog.

L6917 1967 14.99 ea
L6919 1969 14.99 ea

Automotive Literature

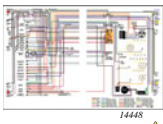
New!



1929-59

Interchangeable Parts Catalog

This 1929-59 Chevrolet Interchangeable Parts Catalog #P&A 38 is a high-quality, licensed PRINT reproduction of the parts catalog authored by General Motors Corporation. It contains 454 pages of detailed interchangeable parts data shared between Chevrolet, Buick, Oldsmobile, Pontiac and GM Trucks year and organized by parts groups. L4529PIM 1929-59..... 28.99 ea



1958-73 Color Wiring Diagram

Each of these all new wiring diagram documents include 2 full color drawings with the dash to rear lights on one side and the dash to the engine compartment on the other. All information and color coding of wires are from the original shop and service manuals. Each is laminated back to back in heavy plastic (no more greasy smudges) for durability and ease of use. They are available in 2 sizes, standard 8-1/2" x 11" or large 11" x 17" for models up to 1974. 1975 and up are available only in large 11" x 17".

Note: Add L suffix for large format 11" x 17"

14448	1958	18.99 ea
14449	1959	18.99 ea
14450	1960	18.99 ea
14451	1961	18.99 ea
14452	1962	18.99 ea
14453	1963	18.99 ea
14454	1964	18.99 ea
14455	1965	18.99 ea
14456	1966	18.99 ea
14457	1967	18.99 ea
14458	1968	18.99 ea
14459	1969	18.99 ea
14460	1970	18.99 ea
14729	1971	18.99 ea
14731	1972	18.99 ea
14732	1973	18.99 ea

Rebuilding the Small-Block Chevy Step-by-Step Videobook

This is a step-by-step workbench book and DVD combination that shows you how to build a street or racing small-block Chevy. Detailed sections show how to disassemble a used engine, inspect for signs of damage, select replacement parts, check critical component fit, and much more! 160 pages, softbound. L6611 49.99 ea



How to Rebuild the Small-Block

This book covers virtually every small block engine. Includes easy step-by-step approach, helps avoid costly and time consuming mistakes, select the right parts, master mechanical tips and the ins and outs of quality machine work. Softbound, 146 pages, 100 illustrations. L278 27.99 ea



Small-Block Interchange

Cataloging all 1968 to 2000 small block Chevy engines, this manual includes more than 25,000 part numbers, specs, dates and technical details on engine blocks, heads, valves, crankshafts, camshafts, pistons, manifolds, ignition systems, emission systems, and more. Softbound, 176 pages. L1024 27.99 ea



How to Rebuild & Modify Chevy 348/409 Engines

Chevy's "W" series' 348 and 409 became legends on the street, and the track. While these engines enjoyed pop culture status in the early 1960's, the later Mark IV Chevy big blocks overshadowed these W-engines by the end of the decade. This book provides instruction for rebuilding a stock W-engine as well as directions for a sound performance build. Learn how to select a strong, clean block, the best heads and camshaft, and increase the compression ratio. All options are examined. From mild to wild, from stock to modified, the book covers everything you need to know about the legendary 348-409 engines. Softbound, 8-1/2" x 11", 144 pages, 400 color photos. L1403 39.99 ea



Chevy LS Engine Conversion Handbook

This guide walks you through the process of installing GM's popular LSx series small block engine into just about any vehicle. Includes: an overview of the GM LSx series engine; technical details on swapping transmissions, drivetrain, fuel system, wiring and ECU, exhaust, & installation. L1566 29.99 ea



How to Swap GM LS Engines

Complete specs, and detailed information so you can select and fit an LS engine into a variety of cars using rear-wheel motor mount kits, universal engine mounts, or fabricated mounts. 144 pages, softbound. L1021 29.99 ea



New!


How to Build Chevy LT1/LT4

This book guides you through the factory and aftermarket components of the LT1/LT4 engines, offering sound performance advice and recommendations. Additionally, complete engine build-up recipes are provided, along with their respective horsepower and torque levels. You can follow the advice of experts and achieve targeted results for your own project. Softbound, 8-1/2" x 11", 136 pages. L1098 34.99 ea



LS1 Engine Installation

This useful publication provides general information on components and procedures that can be extremely useful when installing or servicing LS1 engines. Topics include installation notes, support systems, electronic engine controls, recommended accessories, parts lists and engine specs. Softbound, 36 pages. G11810 21.99 ea



1967-68 Chevrolet Top Manual

Covers the car and operations of all GM convertibles for years listed. Includes information on raising and lowering the top, cleaning the top, top boot installation, and care of rear windows. Excellent manual for all convertible tops.

SF301	1962	8.99 ea
SF302	1963	8.99 ea
SF303	1964	8.99 ea
SF304	1965	8.99 ea
SF305	1966	8.99 ea
SF306	1967	8.99 ea
SF106	1968	10.99 ea

1963 Chevrolet



1965 Chevrolet



1958-76 Wiring Diagram

Reprints of the wiring diagrams covering chassis, lights, and general wiring information. A must when replacing or working on your full size Chevrolet wiring. We offer wiring diagram manuals for 1958 through 1966 and 1975-76 models.

MP218	1958	11.99 ea
MP219	1959	11.99 ea
MP220	1960	11.99 ea
MP221	1961	10.99 ea
MP222	1962	11.99 ea
MP223	1963	11.99 ea
MP224	1964	11.99 ea
MP263	1965	11.99 ea
MP264	1966	11.99 ea
MP275	1975	8.99 ea
MP276	1976	8.99 ea



1963-72 Owners Manual Storage Bag

Quality reproduction of the original type plastic bag used to store the Owners Manual in the glove box.

DC801	1963-66	7.99 ea
L19A	1967-68	4.99 ea
L19B	1969-72	4.99 ea

Automotive Literature



How To Swap GM LT Engines

Discover the latest GM swap technology in this all-new, comprehensive LT swapper's guide. 144 pages.

SA411 32.99 ea

How to Rebuild Your Big-Block

Comprehensive book giving excellent information on how to remove engine, tear down and inspect for wear, recondition,



assemble and install. How to identify each part. Includes casting numbers and specifications. Covers all years of passenger cars and trucks. 396, 400, 402, 427, and 454.

L41 24.99 ea

How to Build Horsepower

Proven methods for increasing horsepower in any engine.

High-performance street and race engine builders are always looking for the latest techniques and combination of parts to build a better, stronger, more powerful engines. This all-new edition of Vizard's top-selling How to Build Horsepower explains the latest and most effective engine-building techniques and strategies. The reader is treated to the secrets and methods for building virtually any automotive engine. Paperback, 8-1/2" x 11", 144 pages.

L606 29.99 ea

Holley Carburetor Handbook

This handbook covers the fuel inlet system, idle system, main metering system, power system, accelerator pump system, secondary system, choke system, metering blocks, repair and adjustment, and more! Softbound, 6" x 9", 80 pages.



L559 19.99 ea

David Vizard's How to Super Tune and Modify Holley Carburetors

Author Vizard explains the science, the function, and the tuning expertise required to get your Holley carburetor to perform its best for your performance application. Paperback, 144 pages, 8-1/2" x 11".



L9658 29.99 ea

Carter/Edelbrock Carburetors

Contains photos, illustrations and diagrams, covering rebuilding, tuning and modifying Carter and Edelbrock carburetors. Also features history on the Carter company as well as the development of the AFB and the AVS since the purchase by Edelbrock. Softbound, 136 pgs, 8-1/2" x 11".



L433 34.99 ea

Holley Carburetors, Manifolds & Fuel Injection

This manual covers high performance and stock replacement 1, 2, and 4 barrel Holley carburetors and Holly manifolds for the street or strip. Also includes sections on the operation and installation of Holley's Pro-Jection fuel injection systems and a special section on Z-28's. Softbound, 8-1/2" x 11", 192 pages.



L40 29.99 ea

How to Build and Modify Quadrajets Carburetors

The book is a complete guide to selecting, rebuilding, and modifying the Q-Jet, aimed at both muscle car restorers and racers. It includes a guide to selecting and finding the right carb, instructions on how to rebuild the carb, and extensive descriptions of high-performance modifications. 128 pages.



L202 29.99 ea



How to Tune and Win with Demon Carburetors

How to Tune and Win with Demon Carburetion provides a detailed look at carburetor and engine theory in an easy to understand manner, and is a guide for choosing the correct carburetor for the application. Tuning tips for racing, and street/strip use are included and each of the four Demon models are analyzed in detail along with the basics of combustion, air flow, emissions, fuel systems, and gasoline. To add to the learning experience, each chapter includes side bars and review questions. Softbound, 8-1/2" x 11", 128 pages.

L164 33.99 ea



How to Build Horsepower Carburetors & Intake Manifolds

Small modifications and upgrades can result in large performance gains! Acclaimed technical writer David Vizard provides you with the latest technical updates in regards to Carter, Holley, Predator, Weber, Dellorto and Munkin carburetors plus calibration methods, analysis of different designs, mixture ratios and intake combinations. Paperback, 8-1/2" x 11", 128 pages.

L353 33.99 ea

Designing And Tuning High-Perf Fuel Injection Systems

This book goes in-depth on the combustion basics of fuel injection as well as benefits and limitations of standalone. Includes glossary and a special resources guide with stand-alone manufacturers and test equipment manufacturers. Softbound, 128 pgs, 8-1/2" x 11".




L1062 29.99 ea



High-Perf Differentials, Axles & Drivelines

All too often, when an enthusiast builds a high-performance engine, swaps a more powerful engine into a car, or mounts sticky tires, the driveline components simply can't handle the added torque and fail. In addition, differential, axles, and driveline parts have a limited life span under the power of a high-performance engine. This book covers everything you need to know about selecting the most desirable gear ratio, rebuilding differentials and other driveline components and most importantly, matching the correct driveline components to engine power output. Learn how to setup a limited-slip differential, install high-performance axle shafts, swap out differential gears and select the best available products for the driveline. Explains rear differential basics, rear differential housings, rebuilding open rear differentials, limited-slip differentials, and factory differentials. Sftbnd, 8-1/2" x 11", 144 pages.

L1063 29.99 ea



Chevy Differentials: How To Build The 10 and 12 Bolt


In this step-by-step guide, you learn how to completely disassemble the differential, evaluate components, and select replacement parts. You're also shown all of the up-to-date techniques for re-assembling the differential and axle. Informative sections on axle identification and replacement parts are also provided. Maybe you have found a salvage yard unit and want to rebuild it to upgrade your existing vehicle or would like to install an aftermarket 12 bolt assembly for extreme performance or racing. This is the only book dedicated solely to rebuilding, setting up, and modifying these axle assemblies for long service life and maximum performance. If you're going to rebuild a Chevy 10- or 12 bolt axle, this book delivers the essential information to get the job done right. Softcover, 8-1/2" x 11", 144 pages.

L1287 29.99 ea

Automotive Literature

GM Turbo 400 Transmissions

Automotive technical author Cliff Ruggles guides you through the complex rebuild procedure of GM's popular rear wheel drive



automatic transmission. With his proven style, Ruggles goes through the step-by-step rebuild and performance upgrade procedures in a series of full color photos. He includes instruction on removal and installation, tear down procedures, parts inspection and replacement, as well as performance mods and shift kit installation. Time saving tips are part of every build up as well. Paperback, 8-1/2" x 11", 144 pages with 563 color photos. L1322 39.99 ea

Muncie 4-Speed Transmissions

How to Rebuild and Modify

This is an indispensable reference to Muncie 4-speeds that guides you through each crucial stage of the rebuild process.



Comprehensive I.d. information is provided, so you can positively identify the cases, shafts, and related parts. It discusses available models, parts options, and gearbox cases. Most important, it shows how to completely disassemble the gearbox, identify wear and damage, select the best parts, and complete the rebuild. Various high-performance and racing setups are also shown, including essential modifications, gun drilling the shafts, cutting down the gears to remove weight, and achieving race-specific clearances. Paperback, 8-1/2" x 11", 144 pages. L1291 29.99 ea

How to Rebuild & Modify GM TH400 Transmissions

Millions of GM cars and trucks have been built with Turbo 400 automatic transmissions. This book takes readers step-by-step through the complex transmission rebuild procedure



as well as performance upgrade procedures with a series of full color photos for each of these models. Softbound, 144 pages, 8-1/2" x 11". L1413 27.99 ea


Powerglide Transmission

This complete guide to the Powerglide covers it all from a stock rebuild to an all-out race unit. Subjects covered include general transmission service, basic operation, in-car service and repairs, final assembly and much more. Includes 300 photos. 8-1/2" x 11". L242 29.99 ea



GM Automatic Transmission Overhaul Manual

The TH2004R, 350, 400 and 700R4 automatic transmissions are covered with complete overhaul photo sequences.



Also covered are theory of operation, in-vehicle repairs and performance modifications. Softbound, 8-1/4" x 10-3/4", 240 pages, 576 black and white illustrations. L743 29.99 ea

Turbo Hydra-Matic 350

Clear, concise text leads you through every step of the rebuild, from transmission removal, tear down and inspection to assembly and installation.



Also covers transmission identification, principles of operation and maintenance, troubleshooting and in-car repairs. 8-1/2" x 11", 256 pages. L160 29.99 ea

GM Automatic Overdrive Transmission Builders and Swapper's Guide

This book includes information about high-performance modifications, both from the factory and the aftermarket. It also covers common installation issues such as mounting, shifters and linkages, wiring harnesses, and more. 128 pages, softbound. L996 29.99 ea



How to Rebuild/Modify High-Perf Manual Transmissions

This revised edition of How to Rebuild and Modify High-Performance Manual Transmissions breaks down the disassembly, inspection, modification, upgrade and rebuilding process into detailed yet easy-to-follow steps consistent with SA Design's other Workbook series books. The latest techniques and insider tips are revealed, so an enthusiast can quickly perform a tear-down, identify worn parts, select the best components and successfully assemble a high-performance transmission. Softbound, 8-1/2" x 11", 144 pages. L964 29.99 ea



Chassis Engineering A step by step guide to enhancing road handling ability. Topics include: center of gravity, roll center, tire technology, front and rear suspensions, brakes, shocks and springs and chassis design. This is one of the most informative books on the subject to come along. Softbound, 8-1/2" x 10-7/8", 176 pages. L522 24.99 ea



Paint Your Car On A Budget This book unveils dozens of secrets that will help anyone paint their own car. This book covers everything you need to know to get a great looking coat of paint on your car and save lots of money in the process. 128 pages, 8-1/2" x 11", 400 color photos. L917 29.99 ea

Pro Paint & Body

Revised and updated edition of one of the bestselling paint handbooks in the industry. It includes current information on HVLP paint guns and equipment and waterborne paint technology. Has sections on hammer and dolly, painless dent removal, patching panels, spray guns and compressors, paint prep, shooting paint, plastic bumper repair, and custom paint tips and tricks. Paperback, 160 pages, 8-1/2" x 10-7/8". L1573 29.99 ea



How to Paint Your Car

This book reveals the techniques and technology behind automotive painting through 250 color photos, detailed captions and text. You'll get the most up-to-date information about paint chemistry, the tools of the trade and safety gear that every automotive painter must know. 160 pages, softbound. L3159 29.99 ea




Weld Like a Pro

Welding is an art and skill that's essential for automotive fabrication, repair, and vehicle upgrades. It is also an important skill for countless household projects and industries. Not only will you learn these basic skills, but you'll also learn advanced welding techniques as well as with the use of aluminum, titanium, magnesium, stainless steel, and other specialty materials. Paperback, 144 pages, 8-1/2" x 11". L1570 39.99 ea



Automotive Bodywork and Rust Repair

Whether you want to tackle a full restoration project, or just want to save money by doing minor repairs yourself, Automotive Bodywork and Rust Repair is the book to get you through it. Softbound, 8-1/2" x 11", 160 pages. L1086 29.99 ea



Automotive literature



Professional Sheet Metal Fabrication

Professional Sheet Metal Fabrication is the number one resource for sheet metal workers old and new. Dent repair and automotive patch panel fabrication are covered in detail. This is truly the most detailed authoritative focused sheet metal how-to book on the market. Paperback, 304 pages, 8-1/4" x 10-5/8".

L44927 39.99 ea

Muscle Car Interior Restoration Guide

Muscle Car Interior Restoration provides expert insight into the tools, materials, techniques, and procedures for professionally completing a muscle car restoration. It covers instrument panel and dashboard restoration, electrical system restoration, firewall pad, steering wheel, steering column, and pedal restoration. Softbound, 8-1/2" x 11", 160 pages.

L1087 38.99 ea

Auto Upholstery & Interiors

A guide to performing basic upholstery and interior repairs on all kinds of automobiles written expressly for the home enthusiast. Includes helpful guides on how-to replace headliners, lay carpet, repair dashboard, reupholster seat frames and more. Softbound, 8" x 10", 160 pages.

L1265 29.99 ea

Automotive Upholstery

Author teaches you how to sew like an expert, and avoid costly mistakes. Learn to recover and build seats, make headliners and carpets. Materials are described with specific recommendations for vinyl, cloth, leather, Nimbus, panel board, etc. 230 pages, 8-1/2" x 11", 550 b/w photos.

L1378 22.99 ea

Automotive Upholstery & Interior Restoration


After disassembling and gutting your car, it is easy to feel that you're in way over your head when it comes to the upholstery. Every photo in this book provides a hands-on approach that shows you how to repair and restore a car's interior to concours, show quality specifications. Paperback, 8-1/2" x 11", 192 pages.

L1288 23.99 ea

High-Performance Ignition Systems

This book leads you through the various components, systems and sub-systems, explaining the theory behind the operation and how the parts work with each other to achieve the ultimate goal of efficient combustion. Coils, wires, spark plugs, distributors, magnets, inductive systems, CD ignitions, multiple spark systems, computer ignition controls, and rev limiters are all covered. 8-1/2" x 11", 128 pages, 250 b/w photos.

L851 34.99 ea



Automotive Wiring & Electrical

Countless collector car owners are skilled at performing mechanical work, but for many of them, electrical work seems like a mystery, too complicated and too confusing. However, electrical upgrades are absolutely essential for a high-performance classic car or a modified car to perform at its best. In this revised edition brilliant color photos and explanatory step-by-step captions detail the installation of the most popular, functional, and beneficial upgrades for enthusiasts of varying skill levels. Just a few of the projects included are: maximizing performance of electric fans; installing electronic gauges; upgrading charging systems; and installing a complete aftermarket wiring harness, which is no small task. Each fact is covered in amazing detail. Paperback, 8-1/2" x 11", 144 pages with 394 color photos.

L1323 29.99 ea



Automotive Wiring & Electrical

The basics of electrical principles, including voltage, amperage, resistance and Ohm's law, are revealed in clear and concise detail, so the enthusiast understands what these mean in the construction and repair of automotive electrical circuits. 8-1/2" x 11", 144 pages, 350 photos.

L1019 29.99 ea

Auto Electrical Handbook

Learn about basic electrical theory, how various electrical works and drawing circuit diagrams. Includes tips on electrical test equipment and troubleshooting electrical circuits. 350 photos, drawings and diagrams. Softbound, 157 pages.

L187 21.99 ea

How To Diagnose and Repair Automotive Electrical Systems

Details the various tools, such as multi-meters and test lights, that can be used to evaluate and troubleshoot any vehicle's electrical system. Several hands-on projects take readers on a guided tour of their vehicle's electrical system and demonstrate how to fix specific problems. Paperback, 160 pages, 8-1/2" x 10-5/8".

L2096 27.99 ea

Custom Auto Wiring & Electrical

This indispensable guide to high performance and OEM automotive electrical systems covers electrical theory, wiring techniques and equipment. custom wiring harnesses for racing, hot rods and restorations, premade wiring harnesses, special electrical systems (navigational, audio, video), troubleshooting common electrical problems, dashboards and instrument and trailer wiring. Softbound, 8-1/4" x 5-1/4", 192 pages.

L1056 29.99 ea



Muscle Car Brake Upgrades: How To Design, Select and Install

Arguably the only book dedicated exclusively to muscle car brake performance, veteran author Todd Ryden shows readers how to select brake systems for various applications and different budgets. The book covers system design, operation, and component function so you have a clear understanding of all principles. You'll learn how to assess brake system requirements and select brake system kits for many popular muscle car applications from aftermarket brake brands including Baer, Wilwood, and CPP. Paperback, 144 pages, 8-1/2" x 11", 11574

..... 29.99 ea

High-Performance Chevy

Small Block Cams & Valvetrains

Graham Hansen takes the mystery out of camshaft and valvetrain function, selection, and design. This book covers rocker arms, lifters, valves, valvetrains, retainers, guideplates, pushrods, and cam drives, as well as detailed information on how to degree a cam and choose the proper cam for your application. Finally, matching cams to cylinder heads, analyzing port flow, and proving it all through dyno-tests round out this informative volume. Softbound, 8-1/2" x 11", 144 pages.

L193 39.99 ea

Muscle Cars

Muscle Cars explores this era and the current models with a broad survey of classic muscle and today's new machines. Each chapter is organized around a theme (milestones, factory racers, etc), each model getting a multi-page spread of full color photography, performance stats, trivia, and more. Photos and stories from the people who built and raced these amazing machines make the book a must read for any fan of American muscle. Paperback, 240 pages, 6-1/2" x 8-1/4".

L38377 24.99 ea