

Weatherstrip Sets

Replace worn out, cracked, deteriorated or missing weatherstrip with **Classic Industries®** reproduction weatherstrip sets.

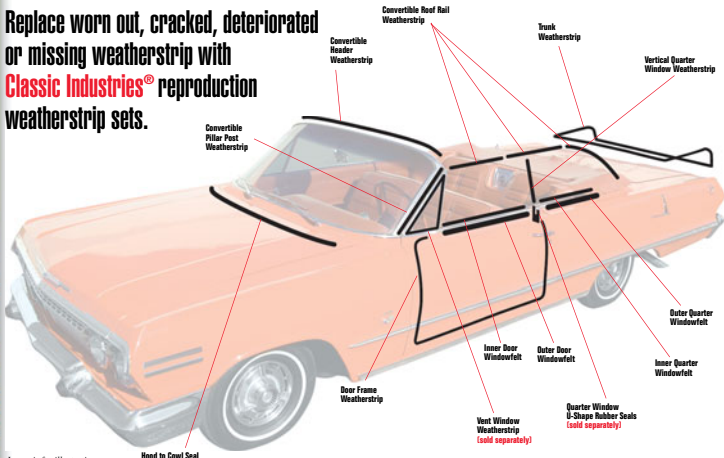


Image is for illustration purposes only and does not indicate completeness of sets.

Impala Convertible Weatherstrip Set

Bring your weatherstrip back to original factory condition and improve the overall look of the vehicle while maintaining originality with Classic Industries® replacement sets. After many years of use your original weatherstrip can deteriorate or simply rip in the most crucial areas. When this happens, small leaks will begin to enter the interior compartment or trunk area causing rust and the need for expensive sheet metal replacement. Although each item in this set can be purchased separately, we recommend replacing all the weatherstrip on the vehicle at one time. If you are painting the car or simply replacing worn out parts, the weatherstrip is one of the first places to

check. Each weatherstrip product is manufactured to exact factory specifications and will fit properly and function exactly as designed. A complete set will replace every major weatherstrip component for your Impala model depending on the applications below. Each set includes quarter window vertical side weatherstrip. These are the upgraded versions for an easier installation and quality appearance. The sets are available with correct fitting reproduction window glass weatherstrip. Replace the entire weatherstripping on your early model Impala with Classic Industries® quality reproduction weatherstrip sets. The set includes all of the basic weatherstrip

required to help keep the problem areas from leaking and causing damage or rust to the interior or sheet metal. See the listing below for availability. Please be sure to check your vehicle carefully before ordering. Our sales department can help with any questions you may have concerning the correct set for your year and model. They can also answer questions regarding installation or other products.

Important: Image is for illustration purposes only and does not indicate completeness of sets. Vent window weatherstrip and quarter window U-Shape rubber seals are shown for illustration purposes only and are available separately.

- A-Arm Seals
- Door Frame Weatherstrip
- Hood to Cowl Seal
- Door Handle & Lock Gaskets
- Quarter Window Vertical Weatherstrip
- Trunk Weatherstrip
- Window Glass Run Weatherstrip
- Convertible Top Weatherstrip Set

WK206	1958	also includes lens gaskets, door "J" weatherstrip and pillar post seals - convertible top weatherstrip sold separately	299.99 set
WK208	1959	also includes lens gaskets, door "J" weatherstrip and pillar post seals	889.99 set
WK216	1960	also includes lens gaskets, door "J" weatherstrip and pillar post seals	886.99 set
WK210	1961	also includes lens gaskets and pillar post seals	491.99 set
WK212	1962	also includes rubber stopper set, lens gaskets and pillar post seals	509.99 set
WK219	1963	also includes rubber stopper set, lens gaskets and pillar post seals	497.99 set
WK220	1964	also includes rubber stopper set, lens gaskets and pillar post seals	499.99 set
WK214	1965	also includes rubber stopper set and pillar post seals	731.99 set
WK222	1966	also includes rubber stopper set and pillar post seals	789.99 set
WK225	1967	also includes rubber stopper set and pillar post seals	772.99 set



Weatherstrip Sets

Purchase an entire weatherstrip set and get all the major rubber products needed to restore your classic back to original condition!

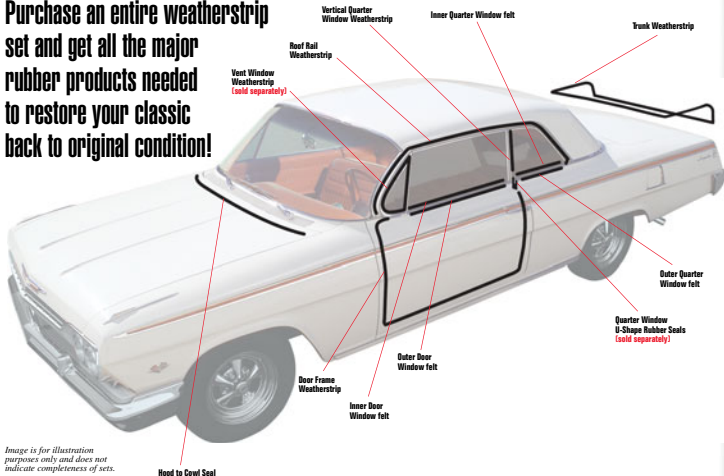


Image is for illustration purposes only and does not indicate completeness of sets.

Impala 2 Door Hardtop Weatherstrip Set

Bring your weatherstrip back to original factory condition and provide the overall look of the vehicle while maintaining originality with Classic Industries' replacement weatherstrip sets. After many years of use your original weatherstrip can deteriorate or simply rip in the most crucial areas. When this happens, small leaks will begin to enter the interior compartment or trunk area causing rust and the need for expensive sheet metal replacement. Although each item in this set can be purchased separately, we recommend replacing all the weatherstrip on the vehicle at one time. If you are painting the car or simply replacing worn out parts, the weatherstrip is one of the first places to check.

Each weatherstrip product is manufactured to exact factory specifications and will fit properly and function exactly as designed. A complete set will replace every major weatherstrip component on Impala models depending on the applications below. These are the upgraded versions for an easier installation and quality appearance. The sets are available with correct fitting reproduction window glass weatherstrip. Replace the entire weatherstripping on your early model Impala with Classic Industries' quality reproduction weatherstrip sets. The set includes all of the basic weatherstrip required to help keep the problem areas from leaking and causing damage or

rust to the interior or sheet metal. Please be sure to check your vehicle carefully before ordering. Our sales department can help with any questions you may have concerning the correct set for your year and model. They can also answer questions regarding installation or other products.

Important: Vent window weatherstrip and quarter window U-shape rubber seals are shown for illustration purposes only and are available separately.

- A-Arm Seals
- Door Frame Weatherstrip
- Door Handle & Lock Gaskets
- Hood to Cowl Seal
- Roof Rail Weatherstrip
- Trunk Weatherstrip
- Window Glass Run Weatherstrip
- Quarter Window Vertical Weatherstrip

WK205	1958	also includes door "J" weatherstrip, lens gaskets and pillar post seals	339.99	set
WK207	1959	also includes lens gaskets	284.99	set
WK215	1960	also includes lens gaskets	282.99	set
WK209	1961	also includes lens gaskets	356.99	set
WK211	1962	also includes rubber stopper set and lens gaskets	314.99	set
WK217	1963	also includes rubber stopper set and lens gaskets	334.99	set
WK218	1964	also includes rubber stopper set and lens gaskets	332.99	set
WK213	1965	also includes rubber stopper set	336.99	set
WK221	1966	also includes rubber stopper set	351.99	set
WK223	1967	Fastback only - also includes rubber stopper set	381.99	set
WK224	1968	Fastback only - also includes rubber stopper set (hood to cowl seal not included)	369.99	set



WARNING: Cancer and Reproductive Harm - www.P65Warnings.ca.gov

WEATHERSTRIP SETS

223


Weatherstrip



1958-64 Windshield Seal

Reproduction windshield seal for 1958-64 Chevrolet full size models. After years of exposure to the sun and weather, this seal usually needs to be replaced. This EPDM rubber seal is manufactured to factory specifications for an authentic fit and appearance.

W2040	1958	2 dr hdtp - Impala ...	42.99 ea
W2040	1958	conv. - Impala ...	42.99 ea
W2048	1958	all except Impala ...	34.99 ea
W2080	1959-60	2 door hardtop ...	39.99 ea
W2080	1959-60	4 door hardtop ...	39.99 ea
W2080	1959-60	convertible ...	39.99 ea
W2081	1959-60	2/4 door sedan ...	46.99 ea
W2081	1959-60	wagon ...	46.99 ea
W2081	1959-60	El Camino ...	46.99 ea
W2161	1961	2 dr hdtp - Impala ...	44.99 ea
W2161	1961-62	2/4 door sedan ...	44.99 ea
W2161	1961-62	4 door hardtop ...	44.99 ea
W2161	1961-62	wagon ...	44.99 ea
W2162	1961-62	convertible ...	39.99 ea
W2162	1962	2 dr hdtp - Impala ...	39.99 ea
W2021	1963-64	2 dr hdtp - Impala ...	39.99 ea
W2181	1963-64	4 door hardtop ...	46.99 ea
W2022	1963-64	convertible ...	36.99 ea
W2020	1963-64	2/4 door sedan ...	38.99 ea
W2020	1963-64	wagon ...	38.99 ea




1958-64 Rear Window Seal

Reproduction seal which surrounds the rear window. After years of exposure to the sun and weather, this seal usually needs to be replaced. This EPDM rubber seal is manufactured to factory specifications for an authentic fit and appearance. We recommend replacing the weatherstrip whenever you replace your back glass.

W2041	1958	2 door hardtop ...	99.99 ea
RD2021	1958	2 or 4 door wagon ...	198.99 ea
RD2021	1958	sedan delivery ...	198.99 ea
W2079	1959-60	2 door hardtop ...	49.99 ea
RD2079	1959-60	4 door hardtop ...	331.99 ea
W2082	1959-60	sedan ...	41.99 ea
W2083	1959-60	El Camino ...	56.99 ea
RD2022	1960	2 or 4 door sedan ...	278.99 ea
W2163	1961	2 dr hdtp - Impala ...	65.99 ea
W2163	1961-62	2 dr hdtp - Bel Air ...	65.99 ea
RD2023	1961-62	4 door hardtop ...	239.99 ea
K8082	1962-64	2 dr hdtp - Impala ...	29.99 ea
W2189	1962-64	2 or 4 door sedan ...	59.99 ea
W2188	1963-64	4 dr hardtop ...	37.99 ea
RD2044	1963-64	4 dr hdtp - USA ...	238.99 ea

OEI AUTHORIZED



Windshield/Rear Window Ribbon Seal

OEI® reproduction ribbon seal for installing front windshields or back glass on vehicles that were not originally equipped with a molded window gasket. Each roll of sealer includes setting blocks helping to insure a clean, tight fit. 15' x 3/8" roll.

K4122 15' x 3/8" roll..... 19.99 ea



1980 Windshield Glass Filler

Reproduction windshield glass filler for 1980 Impala and Caprice models. Installs exactly as original and will eliminate rattles and noise caused by an insufficient sealing. Will also keep rain and other weather related elements from seeping into the interior. This is a solid "D" shaped foam piece 1/2" x 3/8" x 50" with an adhesive backing.

GN110097 1980 Impala/Caprice..... 11.99 pr



1959-60 Cowl Side Drain Gutter

Reproduction cowl side drain gutters for 1959-60 full size models. These pieces attach to the bottom of each of the pillar posts to keep water out of the door area. Rubber with metal core as original.

RD2010 1959-60 LH and RH 146.99 pr



1958-76 Windshield Pillar Post Seals

This weatherstrip is an essential part that is required when replacing the roof rail weatherstrip. Each pillar post seal runs vertically between the windshield pillar and front door glass. This piece is an extension of the roof rail weatherstrip.

K8100	1958	hardtop/convertible	7.99 pr
W2091	1959-60	convertible	174.99 pr
W2154	1961-62	convertible	44.99 pr
W2193	1963-64	convertible	39.99 pr
W2334	1965	convertible	102.99 pr
W23341	1966-68	convertible	104.99 pr
W2358	1969-70	convertible	91.99 pr
W2094	1971-76	convertible	133.99 pr



1958-76 Roof Rail Weatherstrip

This quality reproduction weatherstrip will replace the area from the side pillar post to the area directly over side roof rail section. Includes both LH and RH sides.

2 Door Hardtop

W2043	1958	Bel Air/Impala	42.99 pr
W20431	1958	Bel Air sport...	39.99 pr
748611	1959-60	Impala	51.99 pr
748611	1960	Bel Air	51.99 pr
W2129	1961	Impala	102.99 pr
W2129	1961-62	Bel Air	102.99 pr
W2164	1962	Impala	46.99 pr
K430	1963-64	Impala	64.99 pr
K431	1965-66	Caprice	64.99 pr
K431	1966	Caprice	64.99 pr
W2347	1967-68	Impala	64.99 pr
K456	1967-68	Caprice	64.99 pr
K456	1968	Impala Custom	64.99 pr
W5014A	1969-70	Impala	90.99 pr
K382	1969-70	Caprice	59.99 pr
K382	1969-70	Impala Custom	59.99 pr
W2420	1971-73	Impala	97.99 pr
W2509	1971-73	Caprice	93.99 pr
W2509	1971-73	Impala Custom	93.99 pr
152610	1974-76	Caprice	123.99 pr
152610	1974-76	Impala Custom	129.99 pr

4 Door Hardtop

RD2092	1958	Bel Air	243.99 pr
RD2091	1959-60	Bel Air/Impala	281.99 pr
W2194A	1963-64	Impala	51.99 pr
W2333A	1965-66	Impala/Caprice	78.99 pr
152609	1967-68	Impala/Caprice	57.99 pr
K383	1969-70	Impala/Caprice	69.99 pr
RD2094	1969-70	Impala/Caprice	259.99 pr
W2221	1971-74	Impala/Caprice	318.99 pr



Roof Rail Weatherstrip Channel Screws

Correct style Phillips 7/16" washer head roof rail retainer screw used on various GM vehicles. Also used on convertible top roof rail weatherstrip. Measures 1/2", black phosphate.

SW600	individual	49 ea
R1095	24 piece set	4.99 set
R1095	36 piece set	5.99 set

Weatherstrip



W2153 - placement on vehicle

1958-75 Convertible Top Header Seal

Reproduction header seal designed to seal the convertible top frame to the top of the windshield. Includes built-in clips that attach to the convertible top frame as well as mounting screws.

W2153	1958-64.....	16.99 ea
W23343	1966-70.....	42.99 ea
152605	1971-75.....	77.99 ea



W2152 - placement on vehicle



W2152



W2365



W2367

1958-75 Convertible Top Weatherstrip

Replace your convertible top frame weatherstrip with this superb reproduction. Each set will provide the necessary weatherstrip that attaches to the convertible top frame and seals the area between the convertible top roof line and the doors. This set also includes the upper windshield weatherstrip which runs directly above the windshield. We highly recommend replacing your original weatherstrip if you have any leakage or your original is torn or missing. Sold in sets.

Note: 1966-70 header seal must be purchased separately.

W2047	1958	7 piece	629.99 set
W2092	1959-60	7 piece	482.99 set
W2152	1961-64	7 piece	199.99 set
W2365	1965	7 piece	379.99 set
W2366	1966-70	6 piece	334.99 set
W2367	1971-75	5 piece	219.99 set



748784 - installed



748784



K457



B10011

1958-76 Hardtop and Convertible Door Weatherstrip

Reproduction door weatherstrip for 1958-76 full size Chevrolet 2 or 4 door hardtop models. The door frame weatherstrip creates a weather tight seal between the door and the body. Designed and manufactured to replace the originals exactly. 1 pair will do 2 doors.

2 Door Hardtop

RD2027	1958	Bel Air.....	240.99 pr
--------	------	--------------	-----------

2 Door Hardtop/Convertible

W2010	1958	Impala.....	74.99 pr
748784	1959-60	Impala.....	59.99 pr
748784	1960	Bel Air.....	59.99 pr
K426	1961-62	Impala/Bel Air.....	64.99 pr
K457	1963-64	Impala.....	59.99 pr
K452	1965-66	Impala.....	64.99 pr
K452	1966	Caprice.....	64.99 pr
B10011	1967	Caprice.....	59.99 pr
B10011	1967-68	Impala.....	59.99 pr
B10011	1968	Impala Custom.....	59.99 pr
W2357	1969-70	Impala.....	93.99 pr
W2357A	1971-76	Impala.....	120.99 pr

4 Door Hardtop

RD2013	1959-60	front.....	204.99 pr
RD2012	1959-60	rear.....	213.99 pr
W2207	1961-62	front.....	221.99 pr
W2121	1963-64	front.....	84.99 pr
W2122	1961-64	rear.....	102.99 pr
RD2028	1965-68	front (made in USA).....	213.99 pr
W2210	1965-68	front.....	47.99 pr
W2211	1965-66	rear.....	69.99 pr
RD2029	1967-68	rear (made in USA).....	143.99 pr
W2212	1967-68	rear.....	119.99 pr
RD2025	1969-70	front.....	289.99 pr
RD2026	1969-70	rear.....	295.99 pr
RD2032	1971-76	front.....	312.99 pr
RD2033	1971-76	rear.....	263.99 pr

El Camino

W2200	1959-60	LH and RH.....	77.99 pr
-------	---------	----------------	----------

NEW AUTHORIZED 1958-90 Door Weatherstrip Fastener

This reproduction door weatherstrip clip is used on most GM vehicles which require plastic push in clips. These hook into holes in the door rubber and hold the weatherstrip to the door. Stem diameter: 13/64", stem length: 13/32", material: Nylon, color: natural. **⚠️** Service replacements for some models.

A1031	1958-90.....	2.49 ea
-------	--------------	---------



K427



K428

1958-96 Sedan and Wagon Door Weatherstrip

Reproduction door weatherstrip for 1958-96 full size Chevrolet models. The door frame weatherstrip creates a weather tight seal between the door and the body. Designed and manufactured to replace the originals exactly. Sold in pairs. 1 pair will do 2 doors.

Sedan Delivery

W1230	1959-60	rear liftgate door ...	28.99 ea
-------	---------	------------------------	----------

2 Door Sedan

W2004	1958	LH/RH.....	72.99 pr
K427	1961-64	LH/RH.....	46.99 pr
K428	1965-66	LH/RH.....	54.99 pr
W2329	1967-68	LH/RH.....	82.99 pr
W2359	1977-90	LH/RH.....	52.99 pr

4 Door Sedan/Wagon

RD2018	1958	front sedan.....	233.99 pr
RD2017	1958	rear sedan.....	216.99 pr
RD2015	1959-60	front sedan.....	199.99 pr
RD2014	1959-60	rear sedan.....	216.99 pr
W2019	1961-62	front sedan/wagon.....	49.99 pr
W2009	1961-64	rear sedan.....	42.99 pr
W2018	1961-64	rear wagon.....	76.99 pr
W2017	1963-64	front sedan/wagon.....	65.99 pr
W2006	1965-66	front sedan/wagon.....	74.99 pr
W2007	1965-66	rear sedan.....	76.99 pr
W2008	1965-66	rear wagon.....	90.99 pr
W2331	1967-68	front sedan/wagon.....	47.99 pr
W2332	1967-68	rear sedan.....	71.99 pr
RD2030	1967-68	rear wagon.....	207.99 pr
W2510	1969-70	front sedan/wagon.....	66.99 pr
W2511	1969-70	rear sedan.....	90.99 pr
W3023	1977-86	front sedan.....	46.99 pr
W3021	1987-90	front sedan.....	44.99 pr
W3025	1980-90	rear sedan.....	38.99 pr
W3012	1991-96	front/r sedan.....	39.99 pr

2 or 4 Door Sedan

W1003	1958-60	front Bel Air.....	42.99 pr
-------	---------	--------------------	----------



G1357

1977-90 GM Door Weatherstrip

If you're a stickler for total originality, Classic Industries™ also offers new GM door opening weatherstrip for the following models. Genuine GM weatherstrip will fit and replace your original exactly.

Front			
G1357	1977-82	RH 2 door.....	424.99 ea
G1356	1977-90	LH 4 dr sdn.....	141.99 ea
G1355	1977-90	LH wagon.....	141.99 ea

Weatherstrip



1958-60 Door "J" Weatherstrip

This specialized weatherstrip mounts on the front of the door shell and seals against the pillar post. For 1958-60 models. Includes mounting screws.

W2044	1958	29.99 pr
W2093	1959-60	29.99 pr



1958-76 Door Bumpers

This bumper will help your door aligned when closed. Helps keep the door metal from making contact.

K4065	1958	2 prong	4.99 pr
K1114	1958	1 prong	3.99 pr
4840894	1959-64	set of 4	5.99 set
20376243	1965-66	upper	2.69 ea
A4441	1967-70	2 prong	1.69 ea
20376243	1971-76	upper	2.69 ea



1967-70 Rubber Door Bumpers

Reproduction door bumper set for 1967-70 Chevrolet full size models including Impala, Caprice, Bel Air, and Biscayne models. This is a set of 4 rubber bumpers. 881353 1967-70 4 piece..... 6.99 set

1958-60 Push-In Rubber Door Bumper

Reproduction door center upper post on post bumper for 1958-60 full size models. Made from quality EPDM rubber matching the original configuration.

TF300242	1958-60	1/2" thick	4.99 ea
----------	---------	------------	---------



1959-63 Door and Tailgate Weatherstrip Attaching Hole Sealing Plug Set

Reproduction weatherstrip fastener receiver sealing plugs for 1959-63 full size models. These sealed plugs are inserted into the door and provide a sealed mounting point for the weatherstrip clips. Replaces OE #4770119. Measures 27/64" in diameter.

LS2767	1959-63	individual	.79 ea
K6817	1959-63	26 piece	12.99 set
K6818	1959-63	52 piece	29.99 set

New!



1958-64 Screw-In Door Jamb Stopper

Quality reproduction door jamb stopper for 1958-64 Chevrolet full size 2 and 4 door sedan models. Manufactured in quality EPDM rubber replicating the original stopper for an authentic replacement. Sold individually or as a set.

ED361	1958-64	individual	1.99 ea
R1361	1958-64	2 piece - 2 door	2.99 pr
R1362	1958-64	4 piece - 4 door	4.99 set



installation detail



SEAL AUTHORIZED

windlace detail

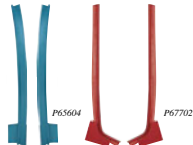
black	bright red	dk. red	brt. blue	gold/fawn
aqua/sarg	dk. blue	moss green	tan	silver
dk. saddle	dk. brown	parchment off-white	brt. white	silver blue

Universal Snap-On Windlace

Service replacement style door jamb/headliner windlace molding. Replacement style vinyl materials with rigid steel inserts. Windlace by the foot cut to your measurement is non-returnable.

By the Foot			
WL200	black	5.99 ft	
WL201	bright red	5.99 ft	
WL202	dark red	5.99 ft	
WL203	bright blue	5.99 ft	
WL204	ivy gold/fawn	5.99 ft	
WL205	turquoise	5.99 ft	
WL206	dark blue	5.99 ft	
WL207	moss green	5.99 ft	
WL208	tan	5.99 ft	
WL209	silver	5.99 ft	
WL210	dark saddle	5.99 ft	
WL211	dark brown	5.99 ft	
WL212	parchment/off-white	5.99 ft	
WL213	bright white	5.99 ft	
WL214	silver blue	5.99 ft	

20" Rolls			
TSBLACK	black	79.99 ea	
TSAQUA	aqua	79.99 ea	
TSBROWN	brown	79.99 ea	
TSBTRIED	bright red	79.99 ea	
TSDBLUE	dark blue	79.99 ea	
TSDKRED	dark red	79.99 ea	
TSFAWN	ivy gold	79.99 ea	
TSGREEN	green	79.99 ea	
TSBLUE	light blue	79.99 ea	
TSPARCH	parchment	79.99 ea	
TS SILBLUE	silver blue	79.99 ea	
TSWHITE	white	79.99 ea	



1962-64 Seville Grain Colors

black	light blue	aqua	white	dark red
saddle	lt. fawn	brt. red	dark fawn	

1965-68 Madrid Grain Colors

black	dark red	light blue	brt. blue	aqua
white	saddle	fawn	gold	off-white
pearl	parchment	ivory gold	med. blue	

USA

1962-68 Door Jamb Windlace

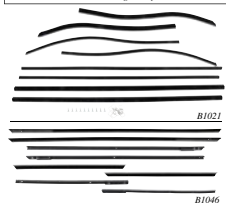
Door jamb windlace for 1962-68 two door hardtop or convertible models. They start under the door sill plate and run up the front edge of the rear interior panels. Made in USA.

Seville			
2 Door Hardtop			
PC2801	1962-64	black	35.99 pr
PC2803	1962-64	light blue	35.99 pr
PC2806	1962-64	aqua	35.99 pr
PC2810	1962-64	white	35.99 pr
PC2821	1962-64	dark red	35.99 pr
PC2824	1962-64	saddle	35.99 pr
PC2826	1962-64	light fawn	35.99 pr
PC2854	1962-64	bright red	35.99 pr
PC2871	1962-64	dark fawn	35.99 pr
Convertible			
PC2901	1962-64	black	35.99 pr
PC2903	1962-64	light blue	35.99 pr
PC2906	1962-64	aqua	35.99 pr
PC2910	1962-64	white	35.99 pr
PC2921	1962-64	dark red	35.99 pr
PC2924	1962-64	saddle	35.99 pr
PC2926	1962-64	light fawn	35.99 pr
PC2954	1962-64	bright red	35.99 pr
PC2971	1962-64	dark fawn	35.99 pr

Madrid			
2 Door Hardtop and Convertible			
PS6601	1965-66	black	36.99 pr
PS6602	1965-66	light blue	36.99 pr
PS6603	1965-66	light blue	36.99 pr
PS6604	1965-66	bright blue	36.99 pr
PS6606	1965-66	aqua	36.99 pr
PS6610	1965-66	white	36.99 pr
PS6624	1965-66	saddle	36.99 pr
PS6665	1965-66	fawn	36.99 pr
2 Door Hardtop			
PT7701	1967-68	black	39.99 pr
PT7702	1967-68	red	39.99 pr
PT7709	1967-68	ivy gold	39.99 pr
PT7725	1967-68	pearl parchment	39.99 pr
PT7703	1967	light blue	39.99 pr
PT7705	1967	gold	39.99 pr
PT7706	1967	aqua	39.99 pr
PT7728	1967	off-white	39.99 pr
PT7708	1968	medium blue	39.99 pr

WEATHERSTRIP & MOLDING

Belt Line Window Weatherstrip



1958-64 Original Style Window Felt/Anti-Rattle Set

Correctly reproduced window felt/anti-rattle sets for 1958-64 Chevrolet full size models. Features the correct style: window felt material or rubber wipe, beaded edge (black and stainless) correct for each model listed, and outer rub blocks installed (where applicable). These original style sets are manufactured for the Chevrolet owner who seeks originality. Includes inner and outer belt line weatherstrip for front and rear side windows, sold in 8 piece sets.

Convertible		
B1021	1958	Impala..... 132.99 set
B1030	1959-60	Impala..... 142.99 set
B1038	1961-62	Impala..... 152.99 set
B1047	1963-64	Impala..... 154.99 set

2 Door Hardtop		
B1022	1958	Bel Air..... 136.99 set
B1020	1958	Impala..... 142.99 set
B1029	1959-60	Impala..... 139.99 set
B1044	1961-62	Bel Air..... 162.99 set
B1036	1961	Impala..... 169.99 set
B1045	1962	Impala..... 149.99 set
B1046	1963-64	Impala..... 149.99 set

4 Door Hardtop		
B1025	1958	Bel Air..... 149.99 set
B1032	1959-60	Bel Air..... 142.99 set
B1031	1959-60	Impala..... 146.99 set
B1040	1961-62	Bel Air..... 142.99 set
B1039	1961-62	Impala..... 157.99 set
B1048	1963-64	Impala..... 159.99 set

2 Door Sedan		
B1023	1958	Bel Air..... 146.99 set
B1024	1958	Biscayne..... 152.99 set
B1035	1959-60	Bel Air..... 149.99 set
B1037	1961	Impala..... 149.99 set
B1042	1961-64	Bel Air..... 142.99 set
B1042	1961-64	Biscayne..... 142.99 set

4 Door Sedan		
B1028	1958	Biscayne..... 132.99 set
B1026	1958	Impala..... 142.99 set
B1034	1959-60	Bel Air..... 154.99 set
B1033	1959-60	Impala..... 152.99 set
B1043	1961-64	Bel Air..... 149.99 set
B1041	1961-64	Impala..... 149.99 set

4 Door Station Wagon		
B1027	1958	Brookwood..... 142.99 set
B1049	1963-64	Impala..... 149.99 set

El Camino		
B1091	1959-60	El Camino..... 69.99 set



1965-70 Original Style Window Felt/Anti-Rattle Set

Correctly reproduced window felt/anti-rattle sets for 1965-70 Chevrolet full size models. Features the correct style: window felt material or rubber wipe with beaded edge, outer rub blocks (where applicable), correct round outer bead with rubber lip (where applicable). These original style sets are manufactured for the Chevrolet owner who seeks originality. Includes inner and outer belt line weatherstrip for front and rear side windows, sold in 8 piece sets.

Convertible		
B1051	1965	convertible..... 171.99 set
B1055	1966	convertible..... 171.99 set
B1060	1967-68	convertible..... 182.99 set
B1066	1969-70	convertible..... 184.99 set

2 Door Hardtop		
B1050	1965	Impala..... 169.99 set
B1056	1966	Caprice..... 169.99 set
B1054	1966	Impala..... 176.99 set
B1057	1967	Caprice..... 171.99 set
B1059	1967	Impala..... 171.99 set
B1062	1968	Caprice..... 184.99 set
B1059	1968	Impala..... 171.99 set
B1063	1968	Impala Custom..... 172.99 set
B1065	1969-70	Caprice..... 184.99 set
B1064	1969-70	Impala..... 182.99 set
B1065	1969-70	Impala Custom..... 184.99 set

4 Door Hardtop		
B1052	1965-66	w/o reveal mldgs... 172.99 set
B1053	1965-66	with reveal mldgs... 159.99 set
B1061	1967-68	all..... 199.99 set
B1061	1967-68	all..... 199.99 set
B1070	1969-70	all..... 181.99 set

4 Door Sedan		
B1067	1969-70	all..... 181.99 set



1971-90 Original Style Window Felt/Anti-Rattle Set

Correctly reproduced window felt/anti-rattle sets for 1971-79 Chevrolet full size models. Features the correct style: window felt material or rubber wipe, beaded edge, outer rub blocks (where applicable). Includes inner and outer belt line weatherstrip for front and rear side windows, sold in 8 piece sets unless noted.

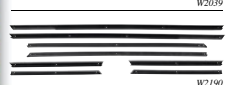
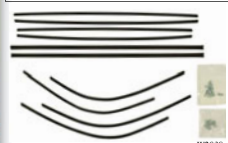
1971-79 Models

Convertible		
W209	1971-76	convertible..... 169.99 set
2 Door Hardtop		
W248	1971-73	Impala..... 159.99 set
W170	1971-73	Impala Custom..... 164.99 set
2 Door Hardtop Landau - 4 Piece		
W217	1971-76	Impala Landau... 129.99 set
4 Door Hardtop		
W229	1971-73	Impala..... 149.99 set
W198	1971-73	Caprice..... 169.99 set
4 Door Sedan		
W214	1975-76	Impala..... 146.99 set
W204	1977-79	Impala..... 159.99 set
W234	1977-79	Caprice..... 174.99 set

1980-90 Models

2 Door - 4 Piece		
W2422	1980-90	all..... 72.99 set
4 Door - 4 Piece		
W2423	1980-90	front..... 56.99 set
W2424	1980-90	rear..... 76.99 set
4 Door - 8 Piece		
W2425	1980-90	front and rear... 127.99 set

Window Channel Weatherstrip



1958-70 Replacement Style Window Felt/Anti-Rattle Set

Replacement window felt/anti-rattle sets for 1958-70 Chevrolet full size models. Replacement sets feature the newer style wipe/felt in place of the more expensive mohair style outer belt line window felt in some applications. 1965-70 sets include a flat outer stainless bead unlike the more original round stainless bead with rubber lip. Although they are not exactly as original, they're a great replacement because they fit great and are much less expensive than the original style sets. We recommend this style to restorers who want functionality and are not looking for complete originality.

Convertible

W2038	1958	Impala	114.99 set
W2096	1959-60	Impala	94.99 set
W2140	1961-62	Impala	104.99 set
W2190	1963-64	Impala	104.99 set
W235A	1965	Impala	114.99 set
W2336	1966	Impala	149.99 set
W2343	1967-68	Impala	156.99 set
W2363	1969-70	Impala	109.99 set

2-Door Hardtop

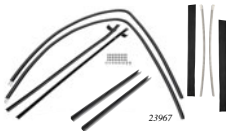
W2039	1958	Bel Air	114.99 set
W2039	1958	Impala	114.99 set
W2138	1959-60	Impala	94.99 set
W2139	1961	Impala	104.99 set
W2141	1962	Impala	104.99 set
W2180	1963-64	Impala	104.99 set
W2335	1965	Impala	114.99 set
W2337	1966	Impala	127.99 set
W2337	1966	Caprice	127.99 set
W2338	1967-68	Impala	162.99 set
W2341	1967	Caprice	152.99 set
W2344	1968	Caprice	104.99 set
W2344	1968	Impala Custom	152.99 set
W2362	1969-70	Impala	109.99 set
W2361	1969-70	Impala Custom	109.99 set
W2361	1969-70	Caprice	109.99 set

4 Door Hardtop

W2190	1963-64	all	112.99 set
-------	---------	-----	------------

2 Door Sedan

W2096	1959-60	all	94.99 set
W2142	1961-64	all	104.99 set



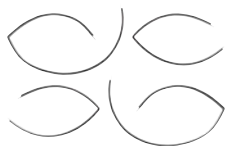
1965-68 Two Door Sedan Complete Window Channel Set

Complete glass run channel set for 1965-68 Bel Air and Biscayne 2 door sedan models. Each 8 piece set includes LH and RH: front door upper run channels, quarter window upper run channels with mounting brackets, B pillar vertical run channels, and quarter glass forward edge channel molding with guides. Also includes forward edge molding glass setting tape and channel mounting hardware.

Important: Some bending and trimming will be required.

23965	1965-66	with chrome bead	264.99 set
23966	1965-66	without chrome bead	264.99 set
23967	1967-68	with chrome bead	264.99 set
23968	1967-68	without chrome bead	264.99 set

New!



1958-60 Two Door Sedan Front and Rear Window Upper Channel Set

This set includes the front door and rear quarter window upper glass run channels for 1959-60 Bel Air and Biscayne 2 door sedan models.

Note: Some bending and trimming will be required.

LG209	1959-60	4 piece	182.99 set
-------	---------	---------	------------

New!

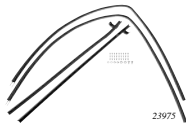


MADE IN USA

1959-60 El Camino Door Glass Run Channel

Reproduction door glass run channel for 1959-60 Chevrolet El Camino models. This weatherstrip channel installs on the upper section of the inner door where the window rolls up. The channel seals the door glass when window is in the closed position. Sold in pairs. Includes LH and RH channels. Made in USA.

B1092	1959-60	El Camino	89.99 pr
-------	---------	-----------	----------



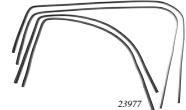
1965-68 2 Door Sedan Front and Rear Window Upper Channel Set

This set includes front and rear upper glass run channel for 1965-68 Bel Air and Biscayne 2 door sedan models. Each 4 piece set includes mounting brackets for the rear and hardware for installation.

Important: Some bending and trimming will be required.

Note: Does not include B-pillar vertical glass run channel for functional rear quarter window.

23973	1965-66	with chrome bead	172.99 set
23974	1965-66	without chrome bead	172.99 set
23975	1967-68	with chrome bead	172.99 set
23976	1967-68	without chrome bead	172.99 set




1965-68 Four Door Sedan/Wagon Front and Rear Window Channel Rebuild Set

This 4 piece set includes the front and rear door upper glass run channels for 1965-68 Impala, Caprice, Bel Air, and Biscayne 4 door sedan or station wagon models. Includes hardware and instructions.

Important: Some bending and trimming will be required.

23977	1965-68	with chrome bead	182.99 set
23978	1965-68	without chrome bead	182.99 set




1961-72 Two Door Sedan 1/4 Window Forward Edge Vertical Molding with Guide

Reproduction 1961-72 Bel Air and Biscayne quarter window vertical glass moldings. These stainless steel channel moldings attach to the forward edge of the quarter glass and include the plastic guides for smooth operation of the quarter window. Includes glass setting tape to adhere moldings to the glass.

23970	1961-64	LH and RH	52.99 set
23960	1965-72	LH and RH	52.99 set

WEATHERSTRIP & MOLDING

Weatherstrip

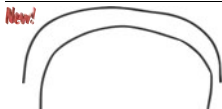


1965-69 Two Door Sedan Quarter Window Channel Set

This set includes the quarter window channels for 1965-69 Bel Air and Biscayne 2 door sedan models. 4 piece set includes the forward vertical channel that mounts in the forward B-pillar and has the correct ridged channel for the plastic guide for a functional quarter window. Also offered is a 4 piece set designed for sealing the glass in the stationary up position, features a replacement B pillar channel not designed for the roll up function. Includes hardware and instructions.

With Functional Rear Window B-Pillar Channels
 23961 1965-66 with chrome bead..... 172.99 set
 23962 1965-66 without chrome bead..... 172.99 set
 23963 1967-69 with chrome bead..... 172.99 set
 23964 1967-69 without chrome bead 172.99 set

With Stationary Rear Window B-Pillar Channels
 23956 1965-66 with chrome bead..... 117.99 set
 23957 1965-66 without chrome bead 117.99 set
 23958 1967-69 with chrome bead..... 117.99 set
 23959 1967-69 without chrome bead 115.99 set



1966-72 Two Door Sedan Upper Glass Run Channel

Reproduction of the upper door glass run channel weatherstrips designed to replace the old or worn out originals on your 1966-72 Chevrolet full size 2 door sedan models. Each strip is designed with the same configuration as the original for an authentic replacement. Sold in pairs. Made in USA.

W2517 1966-72 2 door sedan..... 19.99 ea



3M Super Weatherstrip Adhesive


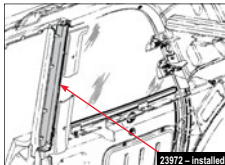
This adhesive is used for bonding and sealing weatherstrip to trunk, doors, roof rails, etc. An excellent general purpose adhesive which is fast drying, waterproof, and flexible. Also resists oil, grease, and solvents. Available in black or yellow.

08008 5 oz. tube black..... 12.99 ea
 08001 5 oz. tube yellow..... 11.99 ea

Weatherstrip Application Lubricant

Precisions' weatherstrip lubricant significantly reduces friction, thereby reducing the installation force required to assemble parts and fittings. This is a non residue lubricant, once it dries it becomes invisible.

153812 14.99 ea



1961-72 Two Door Sedan B-Pillar Vertical Glass Channel

Reproduction 1961-72 Bel Air and Biscayne vertical glass channel. These felt U-channels attach to the rear edge of the B-pillar to allow free, smooth travel of the functional rear quarter window.

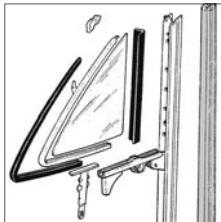
23971 1961-64 LH and RH..... 71.99 pr
 23972 1965-72 LH and RH..... 80.99 pr



1980-90 Window Channel

Reproduction of the upper door glass run window channels for 1980-90 Caprice/Impala models. This is the rubber channel that runs along the inside of the door frame and the door glass rolls up into this. Rear channel available with or without the factory metal retainer.

2 Door
 W2351 1980-90 w/o metal inserts 53.99 pr
4 Door - Front
 W3022 1980-90 w/o metal inserts 41.99 pr
4 Door - Rear
 W3024 1980-90 w/12" metal inserts..... 48.99 pr
 W3026 1980-90 w/o metal inserts 41.99 pr



1958-68 Vent Window Weatherstrip

Reproduction vent window and division bar seals for 1958-68 Chevrolet full size models. Manufactured in high-quality EPDM rubber to factory specifications for an authentic fit and appearance. Features an internal steel insert for durability.

1958 Full Size Models

W2054	1958	2 door hardtop...	122.99 set
W2054	1958	convertible.....	122.99 set

Bel Air
 W2255 1958 2/4 door hardtop 261.99 set

All Models
 W2256 1958 2/4 door sedan... 233.99 set

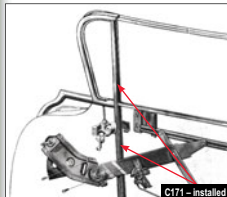
Brookwood/Nomad/Yeoman
 W2250 1958 2/4 door wagon 265.99 set

Del Ray
 W2250 1958 sedan delivery... 265.99 set

1959-68 Full Size Models

W2252	1959	2/4 door sedan...	223.99 set
W2252	1959	2/4 door wagon	223.99 set
W2252	1959	EI Camino.....	223.99 set
W2095	1959-60	2/4 door hardtop	61.99 set
W2095	1959-60	convertible.....	61.99 set
W2251	1960	2/4 door sedan...	227.99 set
W2251	1960	station wagon...	227.99 set
W2251	1960	EI Camino.....	227.99 set
W21615	1961-62	2/4 door hardtop	59.99 set
W21615	1961-62	convertible.....	59.99 set
W2253	1961-62	2/4 door sedan...	256.99 set
W2253	1961-62	station wagon...	256.99 set
W21814	1963-64	2 door hardtop...	49.99 set
W21814	1963-64	convertible.....	49.99 set
W2254	1963-64	4 door hardtop...	251.99 set
W21815	1963-64	2/4 door sedan...	67.99 set
W21815	1963-64	station wagon...	67.99 set
6810006	1965-68	2/4 door hardtop	64.99 set
6810006	1965-68	convertible.....	64.99 set
W21816	1965-68	2/4 door sedan...	290.99 set
W21816	1965-68	station wagon...	290.99 set

Weatherstrip



C171 - installed



C171 - detail



C172 - detail



C171

C172

1958-68 Door Glass Vertical Run Channel

Reproduction door glass vertical run channels for 1958-68 Chevrolet full size models. This channel inserts into the rear edge of the vent window assembly and extends down into the door area. 1958-64 channels are ridged with mohair style inserts, 1965-68 channels are flexible with incorporated upper window stop. Made in USA. **Important:** 1958-64 channels require an upper window stop, sold separately.

Note: *Two piece design as original, upper exposed section features stainless steel bead as original.

C171*	1958-62	36.99 set
C172	1963-64	39.99 pr
W2350	1965-68	69.99 pr

AUTHORIZED



MD8067

MD8066

Mohair Window Channel Liner

OER® Authorized mohair window channel liner for various full size models. A finely textured mohair lining material with a rubberized backing. This replacement liner can be used to reline door and quarter window channels. It can also be used to reline worn window guide plates. Sold in 8 foot lengths.

Note: Must be cut-to-fit.

MD8067	1-5/8" x 8'	24.99 ea
MD8066	2-5/8" x 8'	34.99 ea



1958-70 Quarter Window U-Seals

Correct reproduction of the U-shape rubber molded weatherstrip originally installed on 1958-70 full size models. This seal attaches to the door jamb area under the quarter window vertical weatherstrip and seals the door jamb quarter section. Sold in pairs.

2 Door Hardtop

W2285	1958	Impala	87.99 pr
W2287	1959-60	Bel Air/Impala	70.99 pr
K2016	1961-64	Bel Air/Impala	22.99 pr
B366	1965-66	Impala/Caprice	22.99 pr
K6768	1967-68	Impala Custom	34.99 pr
K6768	1967-68	Caprice	34.99 pr
2910009	1969-70	Impala/Caprice	27.99 pr

Convertible

W2286	1958-60	full size	75.99 pr
K2015	1961-64	Impala	21.99 pr
B366	1965-66	Impala	22.99 pr
K6768	1967-68	Impala Custom	34.99 pr
2910009	1969-70	Impala/Caprice	27.99 pr



RD2303

1959-68 Convertible Quarter Window Seals

Reproduction quarter window fillers/retainer guides for 1959-68 Impala convertible models. 1959-64 mounts on rear inner panel or side belt line rail. 1967-68 are hard to see but are found at the bottom of the rear side window. Constructed from EPDM rubber with a brass core for longevity. Sold as a pair.

RD2301	1959-60	LH and RH	139.99 pr
W2257	1961-64	LH and RH	129.99 pr
RD2303	1967-68	LH and RH	215.99 pr



New!

1958-63 Convertible Quarter Window Glass Run Channel Felt Liners

Replacement lower quarter window glass run channel felt liners for 1959-63 Impala convertible models. These replacement liners are manufactured with a flexible steel skeleton for durability and covered with a soft felt to protect the quarter window and glass frame.

L21007	1959-63	LH and RH	88.99 pr
--------	---------	-----------	----------



1958-64 Upper Window Stops

Reproduction front door glass upper window stop bumpers for 1958-64 Chevrolet full size models. Manufactured from EPDM rubber with a metal core. This seal/window stop is installed at the top of the front door vent window frame just above the vertical glass run channel. Sold as a pair.

W1224	1958	hdt/conv	16.99 pr
W2202	1959-60	2/4 door hardtop	36.99 pr
W2205	1961-62	convertible	19.99 pr
W2204	1963-64	2 door hardtop	19.99 pr
W2203	1963-64	convertible	19.99 pr



1958-64 Four Door Hardtop Rear Door Lock Pillar U-Seals

Reproduction rear door glass to lock pillar seals for 1959-64 Chevrolet 4 door hardtop models. This part seals the bottom of the rear side window and may also be known as a door jamb seal. Fully molded EPDM rubber construction with metal core. Sold in pairs.

Front Door Lock Pillar Seal

RD2288	1959-60	LH and RH	60.99 pr
RD2290	1961-64	LH and RH	18.99 pr

Rear Door Lock Pillar Seal

RD2291	1961-64	LH and RH	72.99 pr
--------	---------	-----------	----------



1969-70 Four Door Hardtop Rear Door Hinge Pillar U-Seals

Reproduction rear door lock pillar seals for 1969-70 Chevrolet 4 door hardtop models. This part seals the bottom of the rear side window and may also be known as a door jamb seal. Fully molded authentic rubber construction with brass core. Sold in pairs.

RD2289	1969-70	LH and RH	133.99 pr
--------	---------	-----------	-----------



1958-70 Quarter Vertical Moldings

Reproduction quarter window molding for various 1958-70 Chevrolet models. Attaches directly to the front edge of the quarter window and retains the vertical seal between the quarter window and door glass.

2 Door Hardtop or Convertible

A1667	1958	LH or RH	39.99 ea
C6566	1965-66	LH and RH	129.99 pr
C6970	1969-70	LH and RH	128.99 pr


Weatherstrip



1958-76 Quarter Window Vertical Seals

This high-quality reproduction weatherstrip is manufactured with OEM type rubber which will seal the area between the two side windows. Installs vertically on the side quarter window edge where the quarter window meets the front door window.

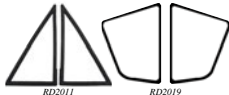
K9801	1958-64	2 door hdtp/conv...	14.99	pr
W2294	1962-64	2 door hardtop	19.99	pr
K264	1965-66	2 door hardtop	21.99	pr
K380	1965-66	4 door hardtop	19.99	pr
K265	1967-68	2 door hardtop	20.99	pr
K381	1967-68	convertible	19.99	pr
W5112	1969-70	2 door hdtp/conv...	31.99	pr
W2308	1971-75	2 door hdtp/conv...	35.99	pr
W2309	1971-76	4 door hardtop	32.99	pr



1958-64 Rear Side Window Seals

Correct reproduction weatherstrip for the stationary side windows on 1958-64 station wagon models. These EPDM rubber seals are manufactured to factory specifications for an authentic fit and appearance.

RD2035	1958	4 door wagon...	261.99	pr
RD2036	1958	2 door wagon...	256.99	pr
RD2037	1959-60	2/4 door wagon	318.99	pr
RD2038	1961-64	4 door wagon...	291.99	pr



1958-60 Rear Stationary Vent Seals

Correct reproduction weatherstrip for the stationary rear vent style windows on various 1958-60 Chevrolet sedan and wagon models. These EPDM rubber seals are manufactured to factory specifications for an authentic fit and appearance.

Rear Quarter Panel Stationary Vent Seals				
RD2039	1958	2 door Yeoman	246.99	pr
RD2011	1959-60	4 door sedan	182.99	pr
Rear Door Stationary Vent Seals				
RD2019	1958	4 door sedan	194.99	pr



1958-68 Tailgate/Lift Gate Weatherstrip

Correct reproduction seals that mount to the sides and bottom of the tailgate opening directly to the body. Features molded ends for a precisely formed fit. Made of high-quality rubber.

Pinch-weld on Body				
RD2047	1958	2 & 4 door wagon	46.99	pr
Lift Gate Weatherstrip				
RD2042	1958	4 door wagon	100.99	ea
Tailgate Weatherstrip				
RD2041	1958	4 door wagon	129.99	ea
RD2043	1959-60	2 & 4 door wagon	175.99	ea
RD2044	1961-64	4 door wagon	160.99	ea
RD2031	1965-68	4 door wagon	166.99	pr



1961-68 Tailgate Components

Correct reproduction tailgate weatherstrip fillers and end-caps for 1961-68 Chevrolet station wagon models. 1961-64 fillers are located at the belt line. 1965-68 ends feature a metal core and are ready to attach to tailgate window run channel.

Tailgate Window Channel Fillers				
RD2286	1961-64	4 door wagon	75.99	pr
Tailgate Run Channel Ends				
RD2287	1965-68	4 door wagon	85.99	pr



1958-67 Tailgate Bumpers and Stops

Stoppers can wear out and cause problems with alignment of the body panels. New stoppers will help keep your panels in the correct alignment positions.

Upper Tailgate				
RD2045	1958	LH and RH	46.99	pr
Tailgate				
RD2004	1958-60	LH or RH	16.99	ea
RD2002	1961-67	LH or RH	11.99	ea
Tailgate Latch				
RD2003	1959-67	LH or RH	7.99	ea



1958-96 Trunk Weatherstrip

Replace your trunk weatherstrip and stop leaks which could cause severe damage and rust to your trunk pan and entire trunk area. When installed, your trunk will be water tight and completely sealed when shut. Trunk weatherstrip is available for 1958-96 full size models.

WSS16	1958-75	OER®	23.99	ea
20490800	1976-81	OER®	64.99	ea
WSS18	1991-96	reproduction	46.99	ea



Seam Sealer Strip Caulk

This seam sealer also known as strip caulk can be used to adhere a variety of parts; air ducts, body openings, door panels water shields, emblems, fenders, floor plugs, kick panels, fuel tank, filler neck, firewall openings, heater box, quarter trim panel water shields, seat mounts, valance, window moldings. Five 13 ft. roll x .19" thick beads.

B11608	13 ft. roll	5 x .19" beads	22.99	ea
--------	-------------	----------------	-------	----




1958 Hood to Radiator Seal

Reproduction radiator support seal for 1958 Chevrolet full size models. Each seal is manufactured to correct factory specifications offering an authentic appearance and fitment. Manufactured in correct extruded rubber strip for vehicles with factory AC.

RD2093	1958	with AC	48.99	ea
--------	------	---------	-------	----

Weatherstrip



3781200 - detail 3819258 - detail K8095 - detail



1958-87 Hood to Cowl Seal

Reproduction hood to cowl seals for 1958-67 Chevrolet full size models. This high-quality extrusion attaches to the front edge of the cowl panel and seals to the rear of the hood.

W1080	1958-60	9.99 ea
3781200	1961-62	18.99 ea
3819258	1963-64	13.99 ea
K8095	1965-67	11.99 ea



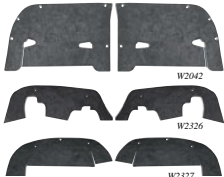
1991-96 Chevrolet Full Size Front Hood and Hood to Cowl Seals

OE® front hood seal, hood to cowl seal and rear outer corner hood seals for 1991-96 Chevrolet full size models. Manufactured from durable rubber, these seals are designed to keep the engine bay clean and dry.

Individual Seals		
10221897	1991-96 front hood seal	19.99 ea
10230099	1991-96 hood to cowl seal	19.99 ea
K9196	1991-96 rear corner seals	29.99 pr

3 Piece Set		
881137	1991-96	62.99 set

Replacement Retainer Clips		
20540336	1993-96	1.79 ea



1958-96 A-Arm Seals

Replace your old splash aprons with new reproductions and keep your engine compartment clean and free of water, salt, and other road debris. A correct reproduction fender skirt splash apron used to shield the engine compartment above the A-Arms. Includes staples when indicated for installation. Made in USA.

W2042	1958	without staples ...	15.99 pr
W2101	1959	without staples ...	15.99 pr
W2100	1960	without staples ...	15.99 pr
W2111	1961	with staples ...	15.99 pr
W2183	1962-64	with staples ...	15.99 pr
W2324	1965	with staples ...	15.99 pr
W2325	1966	with staples ...	23.99 pr
W2326	1967-68	with staples ...	23.99 pr
W2327	1969-70	with staples ...	23.99 pr
CP110	1971-76	without staples ...	25.99 pr
W2411	1982-96	without staples ...	25.99 pr



1968-69 Fender Skirt Dust Shields

Correct reproduction front fender skirt dust seals for 1968-69 Chevrolet Impala, Bel Air, Biscayne, and Caprice models. This fender skirt splash apron is used to seal the engine compartment above the A-Arms. Includes LH and RH seals. Mounting staples included.

W2410	1968-69	dust shield	19.99 set
-------	---------	-------------	-----------



1958-69 Front Splash Pan to Bumper Seals

Correct replacement front splash pan to bumper seals for 1958 and 1969 Chevrolet full size models. Includes LH and RH seals. Made in USA.

W2058	1958	14.99 pr
W2506	1969	31.99 pr



1958-80 Inner Fender Seals

Reproduction die-cut inner fender seals which install between the fender skirt and fender on all 1958-60 models. Sold in pairs. Made in USA.

W1103	1958-60	LH and RH	23.99 pr
-------	---------	-----------	----------

1958-76 Rear Fender Skirt Seal

Reproduction rear fender skirt rubber seal for 1958-76 Chevrolet Impala, and full size models. Manufactured to correct dimensions from quality EDPM rubber that replicates the original in fitment and appearance. Measures 120" long. Includes enough length for both LH and RH fender skirts.



BC1028	1958-76	full size	11.99 ea
--------	---------	-----------	----------

1973-90 Front Fender Splash Shield Clip

ABS plastic front fender splash shield push-in retainer clip for 1973-90 Chevrolet full size models. Head diameter 11/16", stem diameter 5/16", stem length 5/8".

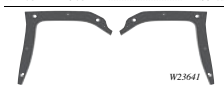
480534	1973-90	nylon	1.49 ea
--------	---------	-------	---------



1968-68 Rear Bumper to Body Seal

Excellent reproduction body seal strip used to seal and fill the area where the rear bumper meets the body. This often damaged or missing part should be replaced for an original appearance. Made in USA.

TF401018	1958	full size	17.99 ea
W2160	1962	under taillights	14.99 pr
W2201	1963	under taillights	13.99 pr
B1623	1964	full size	24.99 ea
W2346	1967		17.99 ea
W2408	1968		21.99 ea



1967-68 Quarter Panel Extension Seals

Helps maintain the seal between the rear quarter panel and the quarter panel extension.

W23641	1967	2 door hardtop	15.99 pr
W2364	1968	Impala/Caprice	8.99 pr



1977-90 Trunk Lid Bumper

Reproduction rear compartment lid bumper stopper needed to prevent the rear compartment lid from slamming against the body. Each rubber bumper is manufactured in quality EPDM rubber that replicates the original in dimensions and design. Also used as the rear hood bumper on a variety of models. Replaces OE #12337963. 2 required. Use as required.

12337963	1977-90		5.99 ea
----------	---------	--	---------

Rubber Bumpers



1958-96 Trunk Lid/Tailgate Bumper

Rubber stoppers for the trunk lid are essential for proper trunk alignment. We offer the bumpers listed below to help make your restoration complete!

Sedan, Coupe, Hardtop Models

4721222	1958-69	5/16" thick	1.99 ea
4767559	1970-74	5/8" thick	2.99 ea
A4447	1969-75	1/2" thick	1.99 ea
10211204	1991-96	sedan	4.99 ea

Wagon Models

4721222	1972	5/16" thick	1.99 ea
4767559	1970	5/8" thick	2.99 ea
A4447	1971-74	1/2" thick	1.99 ea



1962-70 Rubber Bumper Set

Achieve a clean tailored appearance of your Chevrolet's body panels by replacing the rubber stoppers. Stoppers can wear out and cause problems with alignment of the body panels. New stoppers will help keep your panels in the correct alignment positions. Sets include: hood side, hood adjuster, doors, glove box, and trunk.

W2316	1962	reproduction	22.99 set
K128	1963-64	OER	24.99 set
W2370	1965	reproduction	24.99 set
W2371	1966	reproduction	21.99 set
W2372	1967-70	reproduction	24.99 set



1958-74 License Plate Bumpers

Front			
3762180	1960-65	7/32" tall	3.99 ea
Rear			
K2019	1958-59	3/16" tall	3.99 pr
K2018	1960-61	1/4" tall	3.99 pr
3762180	1962-65	7/32" tall	3.99 ea
Front and Rear			
A9400127	1967-74	3 piece	5.99 set



1958-96 Fuel Filler Door Bumpers

Correct reproduction rubber bumpers for use on the gas filler door. Keeps the door from rattling and slamming against the body when closing.

K2011	1958-59	Impala	3.99 pr
K1114	1962-64	Impala	3.99 pr
4880572	1963-67	wagon - 2 required	3.99 ea
CS81	1965-72	all	9.99 ea
20349879	1991-96	Caprice wagon	1.99 ea

New!



Universal Plastic Hole Plug

Universal plastic body hole plugs for multi-use applications. Sold individually.

92881	1/2" hole	7/8" diameter	99 ea
92891	3/4" hole	1-5/32" diameter	99 ea
92901	7/8" hole	1-1/4" diameter	99 ea
92910	1" hole	1-3/8" diameter	99 ea
92921	1-1/4" hole	1-5/8" diameter	99 ea
92931	1-1/2" hole	1-7/8" diameter	99 ea
172071	1-3/4" hole	2-1/8" diameter	99 ea
172081	2" hole	2-3/8" diameter	99 ea
187981	2-1/2" hole	3" diameter	99 ea
187991	3" hole	3-1/2" diameter	1.99 ea



1958-96 Hood Bumpers

These bumpers will help keep your hood aligned when closed. Helps keep the hood from making contact.

Hood to Grill Bumpers			
K2020	1959		3.99 pr
Hood Adjuster Bumpers			
3792828	1958-64	7/8" o.d.	2.99 pr
14069250	1982-96	1" o.d.	6.99 ea
Hood Side Bumpers			
K4061	1959-61		4.99 pr
W21812	1962		5.99 set
W2181	1963-64		5.99 pr
W2182	1965		7.99 set
K900	1966-77		2.99 ea
153411	1977-79		7.99 ea
14010567	1980-90		1.99 ea
10109691	1991-96		5.99 ea
Rear of Hood to Cowl Bumpers			
3962891	1969-70		2.69 ea
9841451	1972-74		4.99 ea

New!



1958-73 Hood Adjuster Set

OER® front of hood adjuster bolt set for 1958-73 Chevrolet full size models. Set includes: two 5/16"-18 x 1-3/8" bolts, two serrated self-locking flange nuts and two adjusting bolt rubber bumper covers.

Adjuster Bolts, Lock Nuts, and Bumpers			
K551	1958-73	LH and RH	9.99 set
Adjuster Bolts and Lock Nuts Only			
K555	1958-73	LH and RH	8.99 pr

1964-79 Hood Adjuster Bumpers

Reproduction outer rear hood bumpers for 1974-79 Chevrolet Impala models. Manufactured to quality EPDM rubber compound and matches the original in dimensions allowing proper fitment. Sold in pairs. Use as required.

MD2079	1964-66	1-3/4" long	8.99 ea
MD2080	1964-66	2-1/8" long	4.99 ea
340999	1974-79	1-1/2" long	3.99 ea
3973952	1974-79	1" round	2.99 pr



Stainless Steel Hood Adjuster

Custom replacement billet stainless steel hood adjusters include rubber bumpers and are sold individually. Available in 1/4"-20, 5/16"-18, and 7/16"-14.

FB1057A	1/4" - 20		37.99 ea
FB1057B	5/16" - 18		38.99 ea
FB1057C	7/16" - 14		37.99 ea



Universal Hood Adjuster Bumper

Ringbrothers universal billet hood adjusters. These bumpers measure 0.875" or 1-1/4" long to fit an array of classic and late models cars and trucks. Swap out your stock hood bumpers with Ringbrothers innovative billet hood adjusters. Carved from 6061-T6 aluminum and adjustable to align your hood in the proper position.

CB5470J	0.875" natural	89.99
CB5470Z	0.875" black	89.99
CB5471I	1-1/4" natural	89.99
CB5471Z	1-1/4" black	89.99



1959-66 Rubber Bumper

Reproduction of the rubber bumper for various applications on 1959-66 full size Chevrolet models. Measures 9/16" diameter, 7/32" tall, fits 9/32" hole.

3762180	1959-60	front to bumper valance	3.99 ea
3762180	1959-61	grill to H/L filler	3.99 ea
3762180	1961-62	door glass stop	3.99 ea
3762180	1964-66	hood lamp to hood	3.99 ea

Replacement Glass

OE[®] AUTHORIZED



1958-64 Full Size Vent Glass Assembly

OE[®] Authorized vent window glass assemblies for 1958-64 full size models excluding sedan and wagon models. Comes complete with chrome vent frame and new glass. Completely assembled and ready-to-install. Glass is available in clear or tint.

Clear Glass

2 Door Hardtop/Convertible	
A1635	1958 LH Impala..... 109.99 ea
A1636	1958 RH Impala..... 109.99 ea
A1639	1959-60 LH Impala/Bel Air 112.99 ea
A1640	1959-60 RH Impala/Bel Air 112.99 ea
A1646	1961-62 LH Impala/Bel Air 113.99 ea
A1647	1961-62 RH Impala/Bel Air 113.99 ea
A1650	1963-64 LH Impala..... 114.99 ea
A1651	1963-64 RH Impala..... 114.99 ea

4 Door Hardtop	
A1646	1961-62 LH Impala..... 113.99 ea
A1647	1961-62 RH Impala..... 113.99 ea

Tinted Glass

2 Door Hardtop/Convertible	
A1637	1958 LH Impala..... 107.99 ea
A1638	1958 RH Impala..... 107.99 ea
A1641	1959-60 LH Impala/Bel Air 112.99 ea
A1642	1959-60 RH Impala/Bel Air 112.99 ea
A1648	1961-62 LH Impala/Bel Air 113.99 ea
A1649	1961-62 RH Impala/Bel Air 113.99 ea
A1652	1963-64 LH Impala..... 114.99 ea
A1653	1963-64 RH Impala..... 114.99 ea

4 Door Hardtop	
A1648	1961-62 LH Impala/Bel Air 113.99 ea
A1649	1961-62 RH Impala/Bel Air 113.99 ea



1958-64 Full Size Door Glass Assembly

OE[®] Authorized door glass assemblies for 1958-64 GM full size models. Includes: chrome frame, glass setting channel, and new glass, assembled ready-to-install. Glass is available in standard clear or green tint.

Note: Shipped oversize.

Clear Glass

A1601	1958 LH Impala..... 225.99 ea
A1602	1958 RH Impala..... 225.99 ea
A1631	1958 LH Bel Air..... 250.99 ea
A1632	1958 RH Bel Air..... 250.99 ea
A1603	1959-60 LH all..... 189.99 ea
A1604	1959-60 RH all..... 189.99 ea
A1605	1961 LH Impala..... 189.99 ea
A1606	1961 RH Impala..... 189.99 ea
A1605	1961-62 LH Bel Air..... 189.99 ea
A1606	1961-62 RH Bel Air..... 189.99 ea
A1613	1962-64 LH Impala..... 189.99 ea
A1614	1962-64 RH Impala..... 189.99 ea

Convertible


A1601	1958 LH Impala..... 225.99 ea
A1602	1958 RH Impala..... 225.99 ea
A1623	1959-60 LH all..... 189.99 ea
A1624	1959-60 RH all..... 189.99 ea
A1625	1961-64 LH Impala..... 189.99 ea
A1626	1961-64 RH Impala..... 189.99 ea

Tinted Glass

A1607	1958 LH Impala..... 225.99 ea
A1608	1958 RH Impala..... 225.99 ea
A1633	1958 LH Bel Air..... 250.99 ea
A1634	1958 RH Bel Air..... 250.99 ea
A1609	1959-60 LH all..... 189.99 ea
A1610	1959-60 RH all..... 189.99 ea
A1611	1961 LH Impala..... 189.99 ea
A1612	1961 RH Impala..... 189.99 ea
A1612	1961-62 LH Bel Air..... 189.99 ea
A1613	1961-62 RH Bel Air..... 189.99 ea
A1615	1962-64 LH Impala..... 189.99 ea
A1616	1962-64 RH Impala..... 189.99 ea

Convertible

A1607	1958 LH Impala..... 225.99 ea
A1608	1958 RH Impala..... 225.99 ea
A1627	1959-60 LH all..... 230.99 ea
A1628	1959-60 RH all..... 230.99 ea
A1629	1961-64 LH Impala..... 189.99 ea
A1630	1961-64 RH Impala..... 189.99 ea



1958-89 Full Size Windshield

OE[®] Authorized laminated safety windshield glass for 1958-89 Chevrolet full size models. Manufactured to factory specifications featuring correct contours for proper fitment and appearance.

Note: Select glass color when ordering. Prices may vary depending on glass color. Shipped track freight. *With antenna. **Without antenna. Shipped track freight.

Impala/Caprice/Bel Air/Biscayne	Price From
FW547	1958 2 door coupe/conv 289.99 ea
FW547	1958 sdn/hdtp/wgn..... 309.99 ea
FW566	1959-60 2/4 door hdtp/conv 459.99 ea
FW586	1959-60 sedan/wagon..... 339.99 ea
FW608	1961-62 2dr hdtp/conv 299.99 ea
FW608	1961-62 conv/2 door hdtp 299.99 ea
FW626	1963-64 2 door hdtp/conv... 199.99 ea
FW631	1963-64 4 dr sedan/wagon 199.99 ea
FW628	1963-64 4 door hdtp..... 386.99 ea
FW660	1965-68 2/4 dr hdtp/conv... 149.99 ea
FW661	1965-68 2/4 dr sedan/wagon 149.99 ea
FW749	1969-70 2/4 dr hdtp/conv... 249.99 ea
FW722*	1969-70 2/4 dr hdtp/conv... 199.99 ea
FW750*	1969-70 4 dr sedan/wagon 199.99 ea
DW778	1971-73 2/4 door hardtop... 229.99 ea
DW780*	1971-76 4 dr sedan/wagon 229.99 ea
DW784**	1971-76 hdtp/conv/wagon... 229.99 ea

Impala/Caprice	Price From
DW782*	1971-73 2/4 door hardtop... 229.99 ea
DW905*	1977-86 2 door coupe..... 199.99 ea
DW905*	1977-89 4 dr sedan/wagon 199.99 ea
DW906**	1977-86 2 door coupe..... 199.99 ea
DW906**	1977-89 4 dr sedan/wagon 199.99 ea

El Camino	Price From
FW586	1959-60 El Camino..... 339.99 ea

1970 Windshield Glass Support


Reproduction windshield glass support for 1970 B-Bodies is used to position and support the glass. Stamped galvanized steel with a rubber coated foot. Two required per vehicle.



C1269	1970 2 required..... 4.99 ea
-------	------------------------------

WEATHERSTRIP & MOLDING

Replacement Glass



1958 Impala shown with tinted glass installed



1958 Impala shown with clear glass installed

1958-68 Full Size Door Vent Glass

OER® Authorized door vent glass for 1958-68 Chevrolet full size models.

Note: Select glass color when ordering. Prices may vary depending on glass color.


2 Door Hardtop/Convertible		Price From
VG2200	1958 LH or RH	29.99 ea
VG2434	1963-64 LH or RH	35.99 ea

2 or 4 Door Hardtop/Convertible		Price From
VG2230	1959-60 LH or RH	29.99 ea
VG2235	1961-62 LH or RH	24.99 ea
VG3406	1965-68 LH	59.99 ea
VG3405	1965-68 RH	59.99 ea

El Camino		Price From
VG2237	1959-60 LH or RH	31.99 ea


2 or 4 Door Sedan/Station Wagon		Price From
VG2237	1959-60 LH or RH	31.99 ea
VG2340	1961-62 LH or RH	24.99 ea
VG2438	1963-64 LH or RH	35.99 ea
VG3436	1965-68 LH	59.99 ea
VG3435	1965-68 RH	59.99 ea

New!



CP50037A

CP50037B



CP50037C

CP50037D



CP50037E

CP50037F

1958-95 Vent Window Breezies

Accept your classic ride with vent window breezies. Just mount on the vent window and enjoy a cool breeze. Available in amber, blue, green, red, chrome plastic, or stainless steel.

CP50037A	amber	18.99 pr
CP50037B	blue	18.99 pr
CP50037C	green	18.99 pr
CP50037D	red	18.99 pr
CP50037E	chrome plastic	18.99 pr
CP50037F	stainless steel	19.99 pr



1958-89 Full Size Front Door Glass

OER® Authorized front door glass for 1958-89 Chevrolet Impala and full size models. Manufactured to factory specifications featuring correct contours for proper fitment and appearance.

Note: Select glass color when ordering. Prices may vary depending on glass color. **MSRP**

Hardtop - 2 or 4 Door		Price From
FD2199	1958 LH or RH	59.99 ea
FD2231	1959-60 LH or RH	54.99 ea
FD2233	1959-60 LH or RH	54.99 ea
FD2338*	1961-62 LH or RH	89.99 ea
FD2401*	1962-64 LH or RH	49.99 ea
FD2436	1963-64 LH or RH	64.99 ea
FD3660*	1965-66 LH	99.99 ea
FD3659*	1965-66 RH	99.99 ea
FD3767*	1967-68 LH	99.99 ea
FD3766*	1967-68 RH	99.99 ea
FD4147*	1969 LH	199.99 ea
FD4146*	1969 RH	199.99 ea

Bubbletop - 1961-62 Bel Air and 1961 Impala		Price From
FD4310*	1961-62 LH or RH	59.99 ea

Convertible		Price From
FD2199	1958 LH or RH	59.99 ea
FD2235	1959-60 LH or RH	54.99 ea
FD2338*	1961-62 LH or RH	89.99 ea
FD3664*	1965-66 LH	99.99 ea
FD3663*	1965-66 RH	99.99 ea
FD3775	1967-68 LH	129.99 ea
FD3774	1967-68 RH	129.99 ea
FD4147*	1969 LH	199.99 ea
FD4146*	1969 RH	199.99 ea

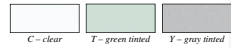
El Camino		Price From
FD4211*	1959-60 LH or RH	69.99 ea

Caprice Hardtop		Price From
FD3661*	1966-67 LH	209.99 ea
FD3662*	1966-67 RH	209.99 ea

Full Size Front Door Glass - Continued

2 Door Sedan/Wagon - Front Door		Price From
DT4205	1959-60 LH or RH	89.99 ea
FD2341	1961-62 LH or RH	54.99 ea
DT2439	1963-64 LH or RH	89.99 ea

4 Door Sedan/Wagon - Front Door		Price From
FD4207	1959-60 LH or RH	54.99 ea
FD2342	1961-62 LH or RH	75.99 ea
FD2441*	1963-64 LH or RH	75.99 ea
FD3438*	1965-68 LH	179.99 ea
FD3437	1965-68 RH	229.99 ea
DD5583	1977-79 LH	79.99 ea
DD5582	1977-79 RH	89.99 ea
DD6137	1980-89 LH	89.99 ea
DD6136	1980-89 RH	89.99 ea



1959-89 Full Size Rear Door Glass

OER® Authorized rear door glass for 1959-89 Chevrolet full size models. Manufactured to factory specifications featuring correct contours for proper fitment and appearance.

Note: Select glass color when ordering. Prices may vary depending on glass color.

Sedan		Price From
RD2343	1961-64 LH or RH	64.99 ea
DV5587	1977-89 LH	59.99 ea
DV5586	1977-89 RH	59.99 ea

Hardtop		Price From
RD2224	1959-60 LH or RH	54.99 ea
RD2337	1961-62 LH or RH	64.99 ea
RD2437	1963-64 LH or RH	69.99 ea


4 Door Wagon - Rear Door		Price From
RD4210	1959-60 LH or RH	64.99 ea
RD2344	1961-64 LH or RH	64.99 ea
RD3487	1965-68 LH	199.99 ea
RD3486	1965-68 RH	209.99 ea

4 Door Sedan/Wagon - Rear Door		Price From
RD4208	1959-60 LH or RH	54.99 ea
DD6139	1980-89 LH	89.99 ea
DD6138	1980-89 RH	89.99 ea

Replacement Glass



QG2402T



QG3477C



QG3433T




C - clear T - green tinted Y - gray tinted

1958-75 Full Size Quarter Glass

OER® Authorized quarter window glass for 1958-75 Chevrolet full size models. Manufactured to factory specifications featuring correct contours for proper fitment and appearance.

Note: Select glass color when ordering. Prices may vary depending on glass color. *Impala models only, will not fit Impala Custom or Caprice.

Coupe/Hardtop	Price/From
QG2203 1958 LH or RH	49.99 ea
QG2232 1959-60 LH or RH	54.99 ea
QG2402 1962-64 LH or RH	35.99 ea
QG3477* 1965-66 LH	79.99 ea
QG3476 1965-66 RH	79.99 ea
QG3822* 1967-68 LH	129.99 ea
QG3821* 1967-68 RH	129.99 ea
QG4190 1969-70 LH	119.99 ea
QG4189 1969-70 RH	119.99 ea
Bubbletop - 1961-62 Bel Air and 1961 Impala	Price/From
QG4319 1961-62 LH or RH	59.99 ea
Convertible	Price/From
QG2201 1958 LH or RH	54.99 ea
QG2236 1959-60 LH or RH	54.99 ea
QG2339 1961-64 LH or RH	49.99 ea
QG3434 1965-66 LH	109.99 ea
QG3433 1965-66 RH	109.99 ea
QG4634 1971-75 LH	169.99 ea
QG4633 1971-75 RH	169.99 ea
Caprice - 2 Door Hardtop	Price/From
QG3680 1966-67 LH	199.99 ea
QG3679 1966-67 RH	199.99 ea
2 Door Sedan	Price/From
QG1028 1959-60 LH or RH	89.99 ea
QG2354 1961-62 LH or RH	89.99 ea
QG2440 1963-64 LH or RH - 22" det	89.99 ea
QG2354 1963-64 LH or RH - 24" lng	89.99 ea
4 Door Sedan	Price/From
QG2238 1959-60 LH or RH	54.99 ea
4 Door Wagon	Price/From
QG2240 1959-60 LH or RH	69.99 ea
QG1050 1961-64 LH or RH	99.99 ea



BG546T - installed



BG3129C



BG4191T



BG3129C



C - clear T - green tinted Y - gray tinted

1958-70 Impala/Full Size Back Glass

OER® Authorized back glass for 1958-70 Chevrolet full size.

Note: Select glass color when ordering. Prices may vary depending on glass color. Shipped truck freight.

2 Door Coupe/Hardtop	Price/From
BG546 1958	299.99 ea
BG3006 1959-60	229.99 ea
BG3129 1962-64	269.99 ea
BG3475 1965-66	249.99 ea
BG3770 1967-68 Impala	249.99 ea
BG4027 1968 Impala Custom	279.99 ea
BG4150 1969-70 Impala	319.99 ea
BG4191 1969-70 Impala Custom	419.99 ea
Bubbletop - 1961-62 Bel Air and 1961 Impala	Price/From
BG3098 1961-62	279.99 ea
Caprice - Hardtop	Price/From
BG3681 1966-67	349.99 ea
BG4191 1969-70	419.99 ea
4 Door Hardtop	Price/From
BG3163 1963-64	419.99 ea
BG3773 1967-68	379.99 ea
2 or 4 Door Sedan	Price/From
BG3005 1959-60	399.99 ea
BG3130 1962-64	299.99 ea
BG3441 1965-66	359.99 ea
BG3780 1967-68	421.99 ea
Convertible	Price/From
BG3430 1965-70	249.99 ea
4 Door Wagon	Price/From
BG3008 1959-60	334.99 ea
BG3168 1963-64	419.99 ea
El Camino	Price/From
BG3009 1959-60	334.99 ea



1977-90 Caprice and Impala 4 Door Wagon Tinted Tailgate Back Glass

OER® Authorized reproduction back window glass for 1977-90 Chevrolet wagon models with 9 hole rear tailgate glass with or without defroster.

Note: Shipped truck freight. DB5597T 1977-90 without defrost .. 179.99 ea DB6206T 1981-89 with defrost 179.99 ea



1959-60 Four Door Sedan Side Glass Set

Reproduction side window glass for 1959-60 Impala, Bel Air and Biscayne 4 door sedan models. Set includes 2 vent, 2 front door 2 rear door and 2 quarter window pieces of glass.

Note: Shipped overweight. 4 Door Sedan A6400101 1959-60 tinted 389.99 set



10 oz. Windshield Adhesive Sealant

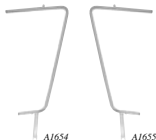
Rapid curing one component adhesive/sealant intended for all flush mounted and bonded windshield, side glass, or back glass replacement. Available in a 10 fl. oz. cartridge for use in a standard cartridge style caulking gun. Exceeds OEM strength requirements. K4125 universal cartridge 7.99 ea



600 mL Windshield Adhesive Sealant

Rapid curing one component adhesive/sealant intended for all flush mounted and bonded windshield, side glass, or back glass replacement. Available in a 20 fl. oz. flex pack or sausage pack for use in a professional pneumatic, battery powered or hand operated sausage pack style caulking gun that accepts 60 mL flex-pack. Exceeds OEM strength requirements. K4126 universal sausage pack 9.99 ea

Glass Window Frames



1958-68 Vent Window Frame

Replace your missing or broken vent window frames on your 1958-68 full size Chevrolet hardtop or convertible. These high-quality reproductions are designed to replace your originals exactly and feature bright chrome-plating. Glass not included.

2 Door Hardtop/Convertible

A1654	1958	LH	Impala	70.99 ea
A1655	1958	RH	Impala	70.99 ea
A1656	1959-60	LH	Impala	83.99 ea
A1657	1959-60	RH	Impala	83.99 ea
A1658	1961-62	LH	Impala/BelAir	83.99 ea
A1659	1961-62	RH	Impala/BelAir	83.99 ea
B63641	1963-64	LH/RH	Impala	59.99 pr
B65681	1966-68	LH/RH	Impala	69.99 pr

4 Door Hardtop

A1658	1961-62	LH	Impala	83.99 ea
A1659	1961-62	RH	Impala	83.99 ea



Door and Quarter Window Glass Holder

Have you ever tried to work on the door or quarter window regulator when the window glass is not supported? If so, here is your chance to do it conveniently. This unique tool is designed to hold the window glass in place while your working on the regulator.

Y63900	14.99 pr
--------	----------



A6122

1958-64 Chrome Door Window Frame

Reproduction chrome-plated door window frames for 1958-64 full size models. The door window frame helps support the glass when installed in the door.

Impala - 2 Door Hardtop

A1622	1958	LH or RH	106.99 ea
A5920	1959-60	LH	106.99 ea
A5921	1959-60	RH	109.99 ea
A6120	1961	LH	109.99 ea
A6121	1961	RH	109.99 ea
A6123	1962-64	LH	106.99 ea
A6124	1962-64	RH	106.99 ea

Bel Air - 2 Door Hardtop

A6120	1961-62	LH	109.99 ea
A6121	1961-62	RH	109.99 ea

Convertible

A1622	1958	LH or RH	106.99 ea
A5922	1959-60	LH or RH	106.99 ea
A6122	1961-64	LH or RH	106.99 ea



1958-64 Quarter Window Frame

Reproduction quarter window frames for 1958-64 Chevrolet full size models. These high-quality reproductions are manufactured to factory specifications and feature bright chrome-plating.

Impala - 2 Door Hardtop


A1660	1958	LH or RH	99.99 ea
A1662	1959-60	LH	109.99 ea
A1663	1959-60	RH	109.99 ea
A1664	1961	LH or RH	103.99 ea
A1665	1962-64	LH or RH	103.99 ea

Bel Air - 2 Door Hardtop

A1664	1961-62	LH or RH	103.99 ea
-------	---------	----------	-----------

Convertible

A1227	1958	LH or RH	90.99 ea
A5927	1959-60	LH or RH	103.99 ea
C616408	1961-64	LH or RH	64.99 pr



1958-64 Glass Setting Channel

Reproduction lower glass setting channels for various 1958-64 Chevrolet full size models. The door glass rests in the channel assembly as it mounts to the regulator. Available for LH or RH doors.

Note: *Stainless steel.

Bel Air - 2 Door Sedan

A5819	1958	LH	50.99 ea
A5818	1958	RH	50.99 ea

Bel Air - 2 Door Hardtop

A1618	1958	LH	89.99 ea
A1619	1958	RH	89.99 ea

Impala - 2 Door Hardtop/Convertible

A1618	1958	LH	89.99 ea
A1619	1958	RH	89.99 ea
A5918	1959-60	LH	83.99 ea
A5919	1959-60	RH	83.99 ea
C2383	1961-64	LH	54.99 ea
C2382	1961-64	RH	54.99 ea
C2383*	1961-64	LH	89.99 ea
C2382*	1961-64	RH	89.99 ea

GM AUTHORIZED



Glass Setting Tape

Replacement glass setting tape for various models. This glass tape holds glass firmly and permanently. Seals against dirt, moisture, and will not stretch out of shape. Just fold it over the glass edge, insert glass in the metal frame or channel, and trim with a knife or razor blade. Available in either 5 or 10 foot sections and 1-1/2" wide.

5 Foot Roll

GT0116	1/16" thickness	9.99 ea
GT0132	1/32" thickness	9.99 ea
GT0364	3/64" thickness	9.99 ea

10 Foot Roll

GT8832	1/16" thickness	19.99 ea
GT8834	1/32" thickness	19.99 ea
GT8836	3/64" thickness	19.99 ea

Door Window Components



7609589

1961-66 Front Door Window Regulator

OER® door window regulators for 1961-66 full size models without power windows. OER® window regulators are manufactured to factory specifications for a correct fit and function. Produced in stamped steel construction, each regulator features a splined shaft in the correct configuration for use with OEM or reproduction window crank handles. Each regulator comes coated in clear zinc-plating to ensure long-lasting corrosion resistance. Rollers are pre-attached during assembly for your convenience.

2 Door Hardtop and Convertible

4807295	1961-64	LH	84.99 ea
4807294	1961-64	RH	84.99 ea
7609589	1965-66	LH	119.99 ea
7609588	1965-66	RH	119.99 ea



1959-60 Window Regulator Gear Plate Kit

Reproduction front door window regulator gear plate and rivet kit for 1959-60 Chevrolet Impala, BelAir, Biscayne, El Camino, 2 or 4 door hardtop, sedan, convertible models. This high-quality gear plate is manufactured to factory specifications and includes new rivets.

L17067	1959-60	LH or RH	55.99 kit
--------	---------	----------	-----------



L16178

back view

1958-60 Manual Window Regulator Gear

Reproduction manual window regulator 6 tooth gear cog for 1958-60 Chevrolet full size models. This reproduction door window regulator gear is manufactured from a high-quality stamped steel to factory specifications for an authentic appearance and fit. Zinc-plated for rust prevention.

L16178	1958-60	LH or RH	25.99 ea
--------	---------	----------	----------



4486028

1965-66 Rear Quarter Window Regulator

OER® quarter window regulators for 1965-66 full size models without power windows. Manufactured from stamped steel featuring correct splined shaft for use with OEM or reproduction window crank handles. Each regulator is coated in clear zinc-plating to ensure long-lasting corrosion resistance. All rollers are pre-attached during assembly and ready-to-install.

2 Door Hardtop and Convertible

4486028	1965-66	LH	89.99 ea
4486027	1965-66	RH	89.99 ea



CM2021



CM2023

1959-64 Vent Window Regulator

Replace your stuck or broken vent window regulators with these reproduction assemblies. Each regulator is cast with a quality zinc alloy and is produced from an original GM mold.

CM2021	1959-60	LH	164.99 ea
CM2020	1959-60	RH	164.99 ea
CM2023	1961-64	LH	89.99 ea
CM2022	1961-64	RH	89.99 ea

New!



B17151



4474717

1965-68 Vent Window Regulator

Reproduction vent window regulator for 1965-68 Chevrolet full size models. Each regulator is designed and manufactured to replicate the original in fit and functionality. Replace your original non-working vent window regulator with this quality reproduction.

Hardtop and Convertible

B17151	1965-68	LH	79.99 ea
B17251	1965-68	RH	79.99 ea

2 or 4 Door Sedan and Wagon

4474716	1965-68	LH	79.99 ea
4474717	1965-68	RH	79.99 ea



1965-70 Tailgate Window Regulator Cam

Original style tailgate window regulator cam assembly for 1965-70 four door station wagons. 2 required.

G9207	1965-70		91.99 ea
-------	---------	--	----------

New!



1970-90 Window Regulator

Guide Cam Washer

Genuine GM window guide cam washer designed for 1970-90 Chevrolet full size models. Sold individually.

G9212	1970-90	washer	4.99 ea
-------	---------	--------	---------



top view

bottom view

1971-74 Window Regulator Cam Spacer

Correct replacement spacer for 1971-74 models. See listing for correct applications.

9804150	1971-72	sport coupe	2.99 ea
9804150	1973	all models	2.99 ea
9804150	1974	2 door	2.99 ea



1958-76 Lower Window Stop Bumper

Reproduction window stop bumpers for 1958-76 Chevrolet full size models. Cushion (stem bumper), window stop, front, rear, quarter windows, lower. For front and rear door, rear side and quarter windows as required.

TF300231	1958-61	7/8" x 5/16"	22.99 ea
9810036	1970-76	1-3/4" x 1/2"	4.99 ea



1970-76 Full Size Lower Window Bumper

Correct replacement rubber stop bumper to keep the door glass from rolling down beyond the required travel point.

9810036	1970-76		4.99 ea
---------	---------	--	---------

1959-64 Front Door

Window Stop

Reproduction lower front door window stops designed for 1959-64 two or four door hardtop and convertible models. Manufactured to original factory specifications using modern manufacturing techniques to replicate the original in fit, finish, and functionality. The window stops are manufactured in stamped steel with rubber sleeved ends to prevent rattling. Sold in pairs. 1 pair required per door, 2 required per vehicle.

H546	1959-60	LH or RH	22.99 set
4833799	1961-64	LH or RH	18.99 pr



TF901005



TF901004

1958-64 Window Adjust Plate Set

Reproduction window adjustment plate set for 1958-64 models. Each set includes chrome plates, seals, and all mounting hardware. One set does two doors.

TF901001	1958	4 door hardtop	18.99 set
TF901005	1959-60	hardtop/conv	18.99 set
TF901004	1961-64	hardtop/conv	19.99 set

Door Window Components



1965-67 Upper Window Guide

Inner door panel retainer/window guide is used to support the inner door panels and to guide the window when rolling up or down. Includes the correct felt padding to keep the window from being scratched.
4541699 1965-67..... 16.99 ea

1961-64 Door Window Sash Channel

Replace your missing or rusted out window sash channel with this high-quality reproduction. Each sash channel features a zinc coating. Fits LH or RH sides.
Note: Approximately 11-3/8" from center of bolt hold to center of bolt hole.
A9600118 1961-64 LH or RH..... 19.99 ea



1965-70 Door Window Sash Channel

Reproduction door window inner sash channel for 1965-70 full size models. Manufactured to factory specifications and features a zinc coating with integral blind nuts. This is what the window regulator rollers ride in to raise and lower the front door glass. Fits LH or RH sides. 2 required per vehicle.
Note: Approximately 7-13/16" from center of bolt hole to center of bolt hole.
4459521 1965-70 LH or RH..... 18.99 ea



1959-62 Quarter Window Glass Channel

Reproduction quarter window glass channel for 1959-62 Impala and Bel Air 2 door hardtop models. These high-quality channels are manufactured to factory specifications from high-quality stamped steel. This channel attaches to the lower portion of the quarter window and connects with the window regulator. LH or RH.
L17023P

L17017P	1959-60	Impala.....	36.99 ea
L17017P	1960	Bel Air.....	36.99 ea
L17023P	1961	Impala.....	24.99 ea
L17023P	1961-62	Bel Air.....	24.99 ea
L17022P	1962	Impala.....	36.99 ea




1959-63 Convertible Quarter Window Glass Run Channel Tracks

Reproduction quarter window glass run channel tracks for 1959-63 Impala convertible models. These reproduction channels are manufactured from a high-quality steel to factory specifications and include all mounting brackets.
Note: The channels do not include the felt lining.
L17016P 1959-60 LH and RH..... 399.99 pr
L17021P 1961-63 LH and RH..... 399.99 pr



1959-60 Quarter Window Pivot Assembly

Reproduction quarter window pivot assembly for 1959-60 convertible models. Manufactured to factory specifications including adjuster plates, studs, correct washers, and bolts.
153306 1959-60..... 249.99 pr



1968-86 Window Guide Washer

Reproduction door and quarter window roller guide washer for 1966-86 full size models. Manufactured from stamped steel including a black oxide finish and slotted hole as original. This washer interlocks with the roller guide shaft at the glass. Measures: 1-3/8" o.d.
4491086 1966-86 all..... 3.99 ea



1968-72 Window Guide Roller Nut Tool

This OER[®] manufactured tool is designed to easily remove the guide plate nut on door or quarter window glass. Fits 1966-72 models.
T10020 1966-72..... 19.99 ea



1958-85 Window Regulator Roller

Correct reproduction window roller assembly for 1958-65 models.
C1072 1958-65..... 7.99 ea



1967-68 Door Window Roller

Correct reproduction door window roller installs on window regulator and repairs faulty originals for 1967-68 models.
C1074 1967-68 LH..... 19.99 ea
C1075 1967-68 RH..... 19.99 ea



1971-76 Door Window Roller

Correct reproduction door window roller assembly for 1971-76 sport sedan models.
C1077 1971-76..... 10.99 ea



1966-68 Lower Quarter Window Roller

OER[®] reproduction lower quarter window roller for 1966-68 Chevrolet Impala models. This roller and stud unit helps keep the window on the guide track during the opening and closing operation. Manufactured from quality injection molded polymer and attached correctly to SAE threaded mounting stud as original. Outside diameter is 15/16". 6 rollers required per vehicle.
C1073 1966-68 individual..... 8.99 ea
881243 1966-68 set of 6..... 48.99 set



1971-76 Lower Quarter Window Roller

OER[®] reproduction quarter window guide roller for 1971-76 Chevrolet full size 2 door models. Installs on the bottom of the quarter window. Helps the window to roll up and down smoothly. Available as the roller and stud only or a complete assembly that includes the washers and gasket insulators.
9831697 1971-76 complete assy..... 16.99 ea
9831696 1971-76 roller only..... 8.99 ea

Door Glass Roller Washer


Injection molded reproduction of the original plastic washer that pushes through the door glass. Exact reproduction of the original door glass roller washer
152742 4 required..... 2.99 ea



1968-72 Door Glass Guide Stop Bumpers

Reproduction door glass guide stop bumpers for 1968-72 Impala/full size models. This piece is required for proper door glass alignment, and is commonly damaged during removal and can't be reinstalled.
152731 1968 sport coupe..... 7.99 pr
152731 1968 sport sedan rear door..... 7.99 pr
152731 1969-71 sport coup/conv..... 7.99 pr
152731 1970-72 2 door, sport sedan..... 7.99 pr

Eyebrow Moldings



152788 - installed



152788

1960 Fender Eyebrow Moldings


Reproduction eyebrow molding set for 1960 Impala models. Manufactured to factory specifications, featuring correct contours, and polished finish. Sold as a set of 4 pieces with mounting hardware included. 152788 1960 Impala..... 164.99 set
152789 1960 Bel Air/Biscayne..... 189.99 set

OER



3827131 - installed

K103 - installed



3827132

3827131

K103 - LH and RH

1963 Eyebrow Molding

OER* upper and lower fender eyebrow moldings for 1963 Chevrolet full size models. These moldings are bright finished aluminum as original. The upper eyebrow moldings feature the correct mounting inserts with #10-24 threaded studs.

3827131	1963	LH	upper...	34.99	ea
3827132	1963	RH	upper...	34.99	ea
K103	1963	LH and RH	lower...	37.99	pr



K115 - installed



K115

C1054

1964 Eyebrow Moldings

OER* fender eyebrow moldings for 1964 Chevrolet full size models. These moldings are bright finished aluminum as original. Includes correct steel clips with #10-24 threaded studs and correct nylon push-in retainer clip. Sold in pairs.

Moldings with Original Style Clips
K115 1964 LH and RH..... 89.99 pr
Replacement Style Clip Set
C1054 1964 6 piece..... 5.99 set

OER RESTORATION



B6601 - installed



3865253

B6601

1965-66 Eyebrow Molding

OER* front fender eyebrow moldings for 1965-66 Chevrolet full size models. These moldings are manufactured from bright finished aluminum as original and feature the correct steel mounting inserts with #10-24 threaded studs.

3865253	1965	LH	89.99	ea
3865254	1965	RH	89.99	ea
B6601	1966	LH and RH	52.99	pr



152883 - installed



1966 Eyebrow Extensions

Reproduction eyebrow extension moldings for 1966 Impala models. Manufactured to factory specifications, featuring correct contours and finish.

152883 1966 LH and RH..... 54.99 pr



B6705 - installed

B6700 - installed

B6706 - installed



B6705

B6700

B6706

1967 Eyebrow Moldings

Reproduction fender eyebrow moldings for 1967 Chevrolet full size models. These moldings are bright finished aluminum as original. Sold in pairs.

Note: *For models without cornering lamps.

Eyebrow Moldings
B6705 1967 LH and RH upper... 154.99 pr
B6700 1967 LH and RH lower... 74.99 pr

Corner Filler Moldings
B6706* 1967 LH and RH 159.99 pr

Grill and Hood Moldings

OER AUTHORIZED

1961 Full Size Upper Grill Moldings

OER® Authorized upper grill moldings for 1961 Chevrolet full size models. Manufactured in polished stainless steel to factory specifications for an original fit and appearance. Features the correct mounting inserts with four #10-24 threaded studs, includes eight #10-24 pal nuts. Sold as a pair.

B10013 1961 LH and RH..... 89.99 pr



1962 Impala Upper Grill Molding

Reproduction upper grill molding for all 1962 Chevrolet full size models. Manufactured from bright finished aluminum to factory specifications and features pre-punched mounting holes for the grill teeth. This quality reproduction molding will replace your worn or missing molding perfectly.

Note: Shipped oversize.

B10162 1962..... 58.99 ea



1962 Upper Grill Ornament Set

Reproduction chrome grill ornament/teeth set originally installed on all 1962 Chevrolet full size models. These ornaments are installed on top of the upper grill molding and are used to retain it to the grill. Set includes 11 ornaments and 11 installation nuts.

SC6214 1962..... 29.99 set

OER AUTHORIZED



1964 Full Size Lower Grill Molding

OER® Authorized lower grill molding for 1964 Chevrolet Impala/full size models. Manufactured to factory specifications for an original fit and appearance. These moldings are bright finished aluminum and feature the correct mounting insert with eight studs.

Note: Shipped oversize.


B11724 1964..... 69.99 ea



1965 Lower Valance Moldings

Reproduction front lower valance panel moldings for all 1965 Chevrolet full size models. These moldings are manufactured from polished stainless steel to factory specifications. Includes mounting hardware.

152615 1965 LH and RH..... 174.99 pr



1958 Hood Bar Molding

1958 hood full size hood bar and extension moldings. Each die-cast molding is manufactured to factory specifications with a chrome finish as original. The 5 piece kit includes the hood bar, hood bar extensions, and fender side extension moldings.

Hood Bar and Extension Kit

881319 1958 5 piece..... 664.99 kit

Extension Kit - 4 Piece

881315 1958 4 piece..... 399.99 kit

Hood Bar

A1950 1958 hood bar..... 299.99 ea

Hood Bar Extension

B219150 1958 LH..... 118.99 ea

B219152 1958 RH..... 118.99 ea

Hood Bar Side Fender Extension

B219151 1958 LH..... 89.99 ea

B219153 1958 RH..... 99.99 ea



1964-66 Hood Split Molding

OER® hood split moldings for 1964-66 Chevrolet Impala and full size models. These moldings are manufactured to factory specifications for an original fit and appearance. 1964 moldings are bright finished aluminum and feature the correct mounting insert with six #10-24 studs. 1965-66 moldings are chrome-plated die-cast with 7 cast mounting studs.

Note: *Requires six #10-24 nuts. **Requires seven 1/8" thread cutting palmets.

3845278* 1964..... 94.99 ea

986188** 1965..... 189.99 ea

986561** 1966..... 199.99 ea



1960 Hood Lip Molding

Correct reproduction hood lip molding for all 1960 models. Replace your damaged or missing molding with one of these high-quality reproductions. Manufactured from bright finished aluminum to factory specifications for an original fit and appearance.

BC97 1960..... 199.99 ea



1962-64 Hood Lip Molding


OER® hood lip moldings for 1962-64 Chevrolet full size models. Manufactured to factory specifications for an original fit and appearance. These moldings are bright finished aluminum and feature the correct mounting insert with #10-24 studs. 1962-63 features black "CHEVROLET" painted lettering and the 1964 features the injection molded plastic insert. Includes mounting hardware.

Note: *Shipped oversize.

3799051 1962..... 189.99 ea

3821976 1963..... 219.99 ea

3842091* 1964..... 239.99 ea




1967 Hood Lip Molding

Reproduction hood lip molding for 1967 full size models. Manufactured from bright finished aluminum to factory specifications for an original fit and appearance.

Note: Shipped oversize.

B6704 1967..... 289.99 ea

Body Side Moldings



1958 Body Side Moldings

Reproduction 1958 body side moldings and inserts for Impala and Bel Air 2 door models. Moldings are manufactured from polished stainless steel, as original. Available separately is the 6 piece set of ribbed aluminum inserts that mount between the upper and lower moldings. Molding clips are sold separately.

Important: Fender moldings are not currently available.

Note: * Shipped overseas.

Door and Quarter Panel Side Moldings

B219210* 1958 LH and RH 8 pc... **\$51** 599.99 set

Upper Quarter Panel Bead Moldings

B219230* 1958 LH 274.99 ea

B219235* 1958 RH 274.99 ea

Body Side Molding Aluminum Inserts

B219200 1958 LH and RH 6 pc... 423.99 set



1958 Fender Louvers

Reproduction front fender louvers for 1958 Bel Air and Impala models. These louvers are mounted on each fender just behind the headlamp bezels. Manufactured to factory specifications from bright finished aluminum as original. Set of 8.

A1910 1958 71.99 set



1958-62 Fender Top Ornaments

Reproduction fender top ornaments for 1958-62 Chevrolet full size models. These high-quality chrome-plated die-cast ornaments will add that finishing touch to your restoration. Replace your missing or pitted ornaments today.

14045 1958 LH/RH reproduction 114.99 pr

CX1864 1959 LH/RH reproduction 104.99 pr

CX1865 1960 LH/RH reproduction 104.99 pr

CX1866 1961 LH/RH reproduction 104.99 pr

K331 1962 LH/RH OER® 99.99 pr



B5914

1959 Impala Body Side Molding

Reproduction quarter panel body side moldings for 1959 Impala 2 door hardtop and convertible models. Manufactured as original from polished stainless steel, these moldings replace both the upper and lower side moldings on both the driver and passenger side quarter panels. Molding clips are sold separately.

Quarter Panel Side Moldings

C5914UL 1959 upper LH 68.99 ea

C5914UR 1959 upper RH 68.99 ea

C5914LL 1959 lower LH 68.99 ea

C5914LR 1959 lower RH 68.99 ea

Quarter Panel Side 4 Piece Molding Set

B5914 1959 LH & RH 229.99 set



1960 Impala Body Side Moldings

Reproduction quarter panel body side moldings for 1960 Impala 2 door hardtop and convertible models. Manufactured as original from polished stainless steel, these moldings replace both the upper and lower side moldings on the driver or passenger side quarter panel. Molding clips are sold separately.

Quarter Panel Side Moldings

B6010 1960 LH or RH 2 piece... 131.99 pr



1960 Side Fender Moldings

Reproduction fender moldings for 1960 Chevrolet Impala and Nomad models. Manufactured from bright finished aluminum as original for an authentic fit and appearance. Includes pre-installed mounting rails with mounting studs.

P1960 1960 LH and RH 129.99 pr

Body Side Moldings



CM2080 - installed



CM2080



CM2220

1960-63 Front Fender Louvers

Front fender louvers for 1960 and 1963 Chevrolet Impala models. These chrome-plated die-cast louvers are manufactured to OE specifications for an original fit and appearance. Includes LH and RH louvers and features black painted details as original. Includes fasteners.

CM2080 1960 8 piece 228.99 set
CM2220 1963 4 piece 67.99 set



C626301 - installed



1961-64 Gas Door Guard

Reproduction accessory gas door guards for various 1961-64 Chevrolet full size models. Manufactured from polished stainless steel.

Note: Will not fit station wagon models.


B9086 1961 Impala/full size 15.99 ea
C626301 1962-63 Impala/full size 21.99 ea
C6404 1964 exc. Impala SS 18.99 ea
C6403 1964 Impala SS 17.99 ea




New! 1960 Impala Door Spear Molding Clip Set

Replacement door spear molding clip set for 1960 Impala 2 door hardtop and convertible models. This high-quality clip set features the correct size replacement clips to install the LH and RH upper door moldings. 8 piece set.

L13513 1960 LH and RH side 59.99 set



B9190 - RH side installed



B223600 - installed B9090 - installed



B19088

B9089

B220300

B222000

1961 Impala Body Side Molding

Reproduction body side moldings for 1961 two door Impala models. Available as a kit of 16 moldings or individually. Manufactured from bright finished aluminum as original for an authentic fit and appearance. Molding clips are sold separately.

*Note: *Shipped oversize. †Door moldings are three pieces as original, pre-assembled as one piece.*

Body Side Molding Kit \$51
B9190* 1961 16 piece 579.99 kit

Fender Moldings - LH or RH, 2 Required
B19088 1961 individual 59.99 ea

Door Moldings - Assembled
B223600 1961 LH/RH 3 piece 135.99 pr

Door Moldings - Unassembled
B9089 1961 LH/RH front 99.99 pr

Quarter Panel Side Moldings
B222000 1961 LH upper 44.99 ea
B222500 1961 RH upper 44.99 ea
B223000 1961 LH lower 64.99 ea
B223500 1961 RH lower 69.99 ea

Quarter Panel to Wrap Around "Y" Moldings
B9090 1961 LH/RH 2 piece 61.99 pr

Quarter Panel Wrap Around Moldings
B223600 1961 LH/RH 2 piece 65.99 pr



B9214 - RH side installed

B9214

1962 Impala Body Side Moldings

Reproduction body side molding sets for 1962 two door Impala models. Moldings are manufactured from bright finished aluminum and feature off-white painted inserts. Molding clips sold separately.

Note: Shipped double oversize. \$52
B9214 1962 LH and RH 6 piece... 529.99 set



B9214SS - installed



B9214SS - detail

B9214SS

1962 Impala SS Body Side Moldings

Reproduction body side molding sets for 1962 Impala SS models. Moldings are manufactured from bright finished aluminum and feature engine turned design tape style inserts. Molding clips sold separately.

Note: Shipped double oversize. \$52
B9214SS 1962 LH and RH 6 piece... 529.99 set

Body Side Moldings



B9020 - installed

1963 Impala Body Side Moldings

Reproduction body side moldings for 1963 two door Impala models. Moldings are manufactured from bright finished aluminum and feature off-white painted inserts. Molding clips sold separately unless noted.

Important: Side molding sets and quarter panel moldings include the "IMPALA" quarter panel emblem letters.

Note: *Shipped oversize. **Shipped double oversize.

Body Side Molding 6 Piece Set w/Clips ⁰⁵³¹ ⁰⁵³²
B9021** 1963 LH and RH..... 349.99 set

Fender Moldings
B9018 1963 LH and RH..... 75.99 pr

Door Moldings 2 Piece Set with Clips
CS630 1963 LH and RH..... 197.99 set

Quarter Moldings with "IMPALA" Letters
B9020* 1963 LH and RH..... 224.99 pr



B9020S - installed



CS632

1963 Impala SS Body Side Moldings

Reproduction body side moldings for 1963 Impala SS models. Moldings are manufactured from bright finished aluminum and feature engine turned design tape style inserts. Door moldings are offered with the correct style aluminum inserts pre-installed. Molding clips sold separately unless noted.

Important: Side molding sets and quarter panel moldings include the "IMPALA" quarter panel emblem letters.

Note: *Shipped oversize. **Shipped double oversize.

Body Side Molding 6 Piece Set w/Clips ⁰⁵³¹ ⁰⁵³²
B9021SS** 1963 LH and RH..... 369.99 set

Door Moldings 2 Piece Set w/Clips
CS632 1963 LH and RH..... 239.99 set

Quarter Moldings with "IMPALA" Letters
B9020S* 1963 LH and RH..... 243.99 pr

New!



L13007 - installed


1963 Bel Air Body Side Molding Set

Reproduction body side molding set for 1963 Bel Air 2 door sedan models. Moldings are manufactured to factory specifications from polished stainless steel. GM originally made these moldings out of aluminum. They are polished to show quality and include the mounting clips for easy installation.

L13007 1963 LH and RH..... 1749.99 set



B9077 LH Side - installed



B9077

B9027

1964 Impala Body Side Moldings

Reproduction body side moldings for 1964 two and four door standard Impala models. Moldings are manufactured from bright finished aluminum and feature white painted inserts. Molding clips sold separately.

Note: *Shipped oversize. **Shipped double oversize.

Body Side Molding Set - 2 Door ⁰⁵³¹ ⁰⁵³²
B9077* 1964 LH and RH 14 pc... 473.99 set

Body Side Molding Set - 4 Door
B9057* 1964 LH and RH 18 pc... 644.99 set

Fender Moldings - 2 or 4 Door
B9026** 1964 LH or RH upper... 64.99 ea
C6405 1964 LH and RH lower... 74.99 pr

Door Moldings - 2 Door
B227500 1964 LH or RH upper... 49.99 ea
B9025 1964 LH or RH lower... 39.99 ea

Quarter Panel Moldings - 2 Door
B229500 1964 LH or RH upper... 54.99 ea
B9030L 1964 LH lower... 84.99 ea
B9030R 1964 RH lower... 84.99 ea

Quarter Panel C-Shape Moldings - 2 or 4 Door
B9027 1964 LH and RH..... 97.99 pr




B9206 LH Quarter - installed

1964 Impala SS Body Side Moldings

Reproduction body side moldings for 1964 Impala SS models. Moldings are manufactured from bright finished aluminum and feature engine turned design tape style inserts. Molding clips sold separately.

Note: *Shipped double oversize. ⁰⁵³²
B9206 1964 LH and RH 8 piece 478.99 set



BC6001 - installed

BC6001

1966 Impala Body Side Moldings

Reproduction body side moldings for 1966 two and four door Impala and Impala SS models. Manufactured to factory specifications, features black accent stripe in the center of each molding. Set includes: fender, door, quarter panel, and quarter panel to trunk wrap around moldings. Includes mounting clips.

Note: *Shipped oversize. **Shipped double oversize.

Body Side Molding Set - 2 Door ⁰⁵³¹ ⁰⁵³²
BC6601** 1966 LH and RH 8 pc... 256.99 set

Body Side Molding Set - 4 Door Hardtop/Sedan
BC6614* 1966 LH and RH 10 pc 381.99 set



B6803 - installed

1968 Impala Side Molding Set

Reproduction body side molding set for 1968 Impala 2 door models. Manufactured to factory specifications, features black inserts in the center of each molding. Set includes: fender, door, and quarter panel moldings.

Note: *Shipped double oversize. ⁰⁵³²
B6803 1968 6 piece..... 467.99 set

Window, Roof, Door Moldings

CS628
SC63123
CS64501
CS633

1962-64 Impala SS Engine Turned Aluminum Body Side Molding Inserts

Reproduction Super Sport body side molding inserts for 1962-64 models. Each aluminum insert is "engine turned" to produce an effective original appearance utilizing the same process of manufacturing as the original. Adhesive sold separately.

Body Side Molding Insert Kit

CS628	1962	6 piece	269.99 set
SC63123	1963	6 piece	249.99 set
CS64501	1964	8 piece	249.99 set

Side Molding Inserts for Individual Moldings


CS631	1963	fender	29.99 pr
CS632A	1963	door	89.99 pr
CS633	1963	quarter	134.99 pr

1962-64 Impala SS Engine Turned Refacing Tape for Body Side Molding

Replacement Super Sport side molding insert tape for 1962-64 Impala SS models. Includes enough tape to reface a complete set of moldings. Die-cut for easy installation, looks like engine turned aluminum.

Body Side Molding Tape Inserts

BC025	1962	6 piece	32.99 set
BC026	1963	6 piece	29.99 set
BC027	1964	8 piece	31.99 set





1962-64 Impala SS Engine Turned Refacing Tape - 5" x 25' Foot Roll

Replacement Super Sport engine turned molding insert tape for 1962-64 Impala SS models. This 5" wide engine turned tape can be used on side moldings, rear deck panels, dash trim, consoles top plates, and any other custom application you can think of. Looks like engine turned aluminum.

Universal Roll - 5" Wide x 25' Long

BC025R	1962-64		170.99 set
--------	---------	--	------------



1963-67 Windshield Moldings

OER® windshield reveal molding set designed to fit 1963-67 Impala, Impala SS, and 1966-67 Caprice 2 door hardtop models. This set will replace original worn out or dented moldings.

K121	1963-64	5 piece	179.99 set
K124	1965-67	5 piece	139.99 set



1962 Below Rear Window Ornament

Reproduction below rear window grill ornament for 1962 Impala 2 and 4 door hardtop models. Each die-cast molding is manufactured to factory specifications with a chrome finish and black painted details as original.

CM2187	1962		232.99 ea
--------	------	--	-----------



1962-68 Back Glass Moldings

OER® back glass reveal molding set designed to fit 1962-66 Impala and Impala Super Sport models. Manufactured to factory specifications from polished stainless steel.

2 Door Hardtop - Impala or Impala SS



K123	1962-64	5 piece	179.99 set
K125	1965-66	5 piece	149.99 set
K12567	1967-68	5 piece	279.99 set



1962-64 Side Roof Drip Moldings

Reproduction roof drip rail moldings designed for 1962-64 Impala two door hardtop models. Manufactured to factory specifications. Sold in pairs.

M1738	1962-64		124.99 pr
-------	---------	--	-----------



1963-64 Belt Line Reveal Moldings

These are reproduction door and quarter belt line reveal moldings used on various 1963-64 Chevrolet full size hardtop and convertible models. These moldings fit on the top of the door and quarter just outside of the glass opening. The door and quarter belt line weatherstrip attach to these moldings.

Vent Window - Hardtop or Convertible

B6308	1963-64	LH and RH	82.99 pr
-------	---------	-----------	----------

Door - 2 Door Hardtop or Convertible

B6309	1963-64	LH and RH	106.99 pr
-------	---------	-----------	-----------

Quarter - 2 Door Hardtop

B6310	1963-64	LH and RH	78.99 pr
-------	---------	-----------	----------




1980-81 Rear Door Lower Molding

Lower rear door molding for 1980-81 Caprice Classic 4 door sedan models. Genuine GM.

G1571	1980-81	LH or RH	94.99 ea
-------	---------	----------	----------

Rocker Panel Moldings




1958 Rocker Panel Moldings

Reproduction stainless steel rocker panel moldings for 1958 Impala models. Manufactured in polished stainless steel to factory specifications for an original fit and appearance. Mounting hardware is included.

Note: Shipped double oversize.

A1924 1958 LH and RH 513.99 pr



RD7012
cut away - profile



152991 - profile

1959-61 Rocker Panel Moldings

Reproduction stainless steel rocker panel moldings for various 1959-61 Chevrolet full size models. Manufactured in 24 gauge number 8 mirror finish stainless steel to factory specifications for an original fit and appearance. Features factory style contours, mounting holes, and installation hardware. Made in USA.

Important: Concave style reproduction moldings feature the correct curved profile and correct non-angled countersunk end mounting screw holes as original.

Note: Shipped double oversize.

Concave Reproduction
RD7012 1959-60 with clips 849.99 pr
RD7013 1961 with clips 849.99 pr

Reproduction
152991 1959-60 with clips 751.99 pr
152992 1961 with clips 751.99 pr



1962 Rocker Panel Moldings

Reproduction rocker panel moldings for 1962 Chevrolet full size models. Each molding is stamped to factory specifications with correct contours and bright finish for a perfect fit and an authentic appearance. Available individually or in a pair.

Important: Will fit 1961 and 1963-64 models but not cosmetically correct as original for all models.

Note: Shipped double oversize.

Impala/Bel Air
748559 1962 LH 69.99 ca
748558 1962 RH 69.99 ca
B4000 1962 LH and RH 134.99 pr




1962-64 Rocker Panel Moldings

Rocker panel moldings for 1962 Biscayne and 1964 Bel Air models. These rocker panel moldings are the thin design, approximately one inch tall. Each molding is stamped from bright finished aluminum to factory specifications with correct contours for a perfect fit and an authentic appearance. Mounting hardware sold separately.

Important: Will fit 1961-64 models but not cosmetically correct as original for all models.

Note: Shipped double oversize.


Biscayne
14763 1962 LH and RH 142.99 pr
Bel Air
14763 1964 LH and RH 142.99 pr



1963-64 Rocker Panel Moldings

These custom accessory Foxcraft style rocker panel moldings were specifically designed to fit 1963-64 Chevrolet full size models. Manufactured in 20 gauge number 10 mirror finish stainless steel. Made in USA. Mounting hardware included.

Note: Shipped double oversize.
153446 1963-64 LH and RH 751.99 pr




1965 Rocker Panel Moldings

Reproduction rocker panel molding and extension set for 1965 Impala models. This 4 piece set of moldings runs along the rocker panel under the doors and along the lower quarter panel behind the rear wheels. These moldings are manufactured from bright finished aluminum and feature the upper black accent stripe as original. One set does both sides and includes mounting brackets and hardware for installation.

Important: Original for Impala 2 and 4 door hardtop, convertible and 4 door sedan models. These moldings are not original for Impala Super Sport models, but will fit.

Note: Shipped double oversize.

16997 1965 4 piece set 379.99 set



B10166

1965-70 Rocker Panel Moldings

Reproduction rocker panel molding for various 1965-70 Chevrolet full size models. Each molding is stamped from bright finished aluminum to factory specifications for a perfect fit and an authentic appearance. Mounting hardware sold separately.

Note: Shipped double oversize.

Bel Air/Biscayne
B10166 1965 LH and RH 89.99 pr
Impala/Impala SS
B10166 1966 LH and RH 89.99 pr
All Models - Except Caprice
B6800 1968 LH and RH 84.99 pr
Bel Air/Biscayne - 2 Door Sedan
B6800 1969 LH and RH 84.99 pr
Impala/Bel Air/Biscayne - 4 Door Sedan
B6800 1970 LH and RH 84.99 pr
Station Wagon - Except Kingswood Estate
B6800 1970 LH and RH 84.99 pr



Universal Rocker Molding/Trim Screw

OER® rocker panel molding attaching screws for various GM models. These chrome-plated screws are #8 x 3/4" countersunk Phillips oval head. Available with a standard #8 head or an undersized #6 head. Sold individually or in sets of 10. Use as required.

Individual Screws

A1799 #6 head 79 ca
2710 #8 head 69 ca

Set of 10

A1799K #6 head 7.99 set
R493 #8 head 4.99 set

Quarter/Wheel Moldings

FM3201

1971-76 Rocker Panel Moldings

Reproduction rocker panel moldings for 1971-76 Impala and 1974-76 Caprice models. Each rocker panel molding is manufactured to factory specifications ensuring an exact replacement. Mounting hardware sold separately.

Note: Shipped double oversize.

052

All Models - Except Wagon

Lower Rocker Panel
FM3201 1971-76 LH and RH 359.99 pr

Rear Quarter Panel
FM3203 1971-76 LH and RH 299.99 pr

Station Wagon

Lower Rocker Panel
FM3202 1971-76 LH and RH 359.99 pr



A2901 - installed



1958 Quarter Panel Louvers

Reproduction quarter panel louvers for 1958 Bel Air and Impala models. These louvers are mounted on each quarter panel just in front of the bumper. Set of 8. A2901 1958..... 121.99 set




B219245 - installed

1958 Quarter Panel "S" Molding

Reproduction 1958 Impala quarter panel "S" moldings, manufactured to factory specifications in stainless steel, as original.

B219240 1958 LH 219.99 ea
B219245 1958 RH 219.99 ea



1966 Quarter Panel Corner Moldings

Reproduction rear quarter panel to trunk lid corner moldings for 1966 Chevrolet full size models. Located on the rear edge of the quarter panels. Features black accent stripe in the center of each molding. Mounting hardware sold separately.

Note: Not for use on station wagon models.

Impala, Impala SS, and Caprice
C6602 1966 LH and RH 64.99 pr

Replacement Clip Set
C66021 1966 7.99 set



1958-60 Quarter Accessory Exhaust Ports

A high-quality reproduction of the optional accessory exhaust ports for all 1958-60 Chevrolet models. These are the stainless steel oval ports mounted to the lower rear of the quarter panel to give the appearance of dual exhaust. Includes mounting hardware. Also used on accessory cruiser skirts, usually 2 pairs per vehicle on cruiser skirt applications. Sold in pairs.

14042 1958-60 99.99 pr



1965 Quarter Window Corner Trim

Rear quarter window corner trim for 1965 Impala 2 door hardtop models. These high-quality chrome-plated die-cast moldings will add that finishing touch to your restoration.

CM2450 1965 LH and RH 73.99 pr



New!

1960 Quarter Panel Bird Molding Clip Set

Replacement quarter panel side trim/bird molding clip set for 1960 Impala, Biscayne, Bel Air and El Camino models. This high-quality clip set features the correct size replacement clips to install the quarter panel trim/bird molding. These clips have been handcrafted to perfectly secure the side ornament to the quarter panel. 2 piece clip set with retaining nuts. LH or RH. 2 sets required per vehicle.

2 and 4 Door Sedan and Wagon
L13002 1960 Biscayne 34.99 pr
L13003 1960 Bel Air 38.99 pr
L13345 1960 Impala 49.99 set

4 Door Hardtop
L13003 1960 Bel Air 38.99 pr
L13345 1960 Impala 49.99 set

2 Door Hardtop and Convertible
L13345 1960 Impala 49.99 set

El Camino
L13003 1960 El Camino 38.99 pr

New!



1961 Bel Air Quarter Molding Clip Set

Replacement rear quarter panel side trim molding clip set for 1961 Bel Air 2 and 4 door hardtop, sedan and station wagon models. This high-quality clip set features the correct size replacement clips to install the rear quarter panel Y-shaped molding. 4 piece clip set with retaining nuts. LH and RH.

L13094P 1961 Bel Air 49.99 set



3884061C - installed



1965-70 Wheel Opening Moldings

OEI[®] Authorized 1965-70 Chevrolet full size wheel opening moldings sets. These bright finished stamped aluminum moldings are manufactured to factory specifications for an original fit and appearance. Sold in 4 piece sets. Includes moldings and mounting screws.

Note: Shipped oversize.

3884061C 1965 except wagon 149.99 set

C2367 1966 except wagon 169.99 set

B1398 1967 all models 154.99 set

B1399 1968 all models 154.99 set

B1399A 1969 all models 154.99 set

B1438 1970 all models 154.99 set



C2395 - installed



1977-80 Wheel Opening Moldings

OEI[®] Authorized 1977-80 Chevrolet full size wheel opening moldings. These bright finished stamped aluminum moldings are manufactured to factory specifications for an original fit and appearance. Includes molding and mounting screws.

Note: Shipped oversize.

Impala and Caprice, Except Wagon Models

C2395 1977-79 LH front 34.99 ea

C2394 1977-79 RH front 34.99 ea

C2397 1977-79 LH rear 34.99 ea

C2396 1977-79 LH rear 34.99 ea

1980-85 Impala and 1980-90 Caprice

B1393 1980-90 LH front 24.99 ea

B1392 1980-90 RH front 24.99 ea

B1391 1980-90 LH rear 24.99 ea

B1390 1980-90 RH rear 24.99 ea

OEI

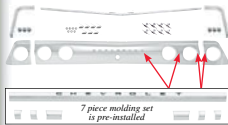


1965-96 Wheel Molding Screw Set

Replace the missing or worn out wheel well molding screws on 1965-96 full size models with this set of reproduction screws. Freshen up the appearance of your vehicle with this 36 piece set that includes enough screws for all four moldings.

K606 1965-96 4.99 set

Rear Body Molding Kits



1962 Rear Cove Panel and Molding Kit

Rear body cove panel and molding kit for 1962 Impala and Impala SS models. Kit includes: the upper trunk lid molding, LH and RH outer cove panel moldings, 3 piece rear cove, and deck panel set with the 7 piece chrome molding set installed. The center molding features embossed "CHEVROLET" block letters painted black as original. Includes rear deck panel clip set.

Important: Impala SS kit features engine turned rear panels.
Note: Not for use on station wagon models.
Shipped double oversize.

R1027	1962	Impala	959.99 kit
R1028	1962	Impala SS	1101.99 kit



1963 Rear Cove Panel and Molding Kit

Rear body cove panel and molding kit for 1963 Impala and Impala SS models. Kit includes: the upper and lower trunk lid moldings, LH and RH outer cove panel moldings, 3 piece rear cove, and deck panel set. The upper trunk molding features embossed "CHEVROLET" block letters painted black as original.

Important: Impala SS kit features engine turned rear panels.
Note: Not for use on station wagon models.
Shipped double oversize.

R1030	1963	Impala	979.99 kit
R1031	1963	Impala SS	1075.99 kit



1964 SS Rear Trunk and Cove Molding Kit

Reproduction trunk, cove panel and trim molding kit for 1964 Impala SS models. Kit includes: the upper and lower trunk lid moldings, LH and RH inner and outer cove panel moldings, 3 piece engine turned rear cove, and trunk panel set. The center trunk panel features the chrome "CHEVROLET" letters installed.

9 Piece Kit			
R1024	1964	9 piece	626.99 kit

10 Piece Kit with Trunk Split Molding			
R1026	1964	10 piece	721.99 kit



1962 Rear Cove Panel 7 Piece Molding Set

Rear panel 7 piece molding set for 1962 Impala and Impala SS models, except station wagon. Each die-cast molding is manufactured to factory specifications with a chrome finish and the center molding features embossed "CHEVROLET" block letters painted black as original. Includes fasteners.

CM2192	1962	7 piece	339.99 set
--------	------	---------	------------



1962 Rear Deck Panel Clips

Reproduction rear deck panel retaining clips for 1962 Impala and Impala SS models. When mounting the rear deck panel on your vehicle, use the correct clips for a proper fit.

CS6313	1962	16 piece	24.99 set
--------	------	----------	-----------



1962 Rear Cove Panel Set

Reproduction rear body cove panel set for 1962 Impala and Impala SS models. Includes: LH and RH outer cove panels, center rear deck panel, 7 piece die-cast chrome molding set installed. The center molding features embossed "CHEVROLET" block letters painted black as original. Includes rear deck panel clip set.

Important: Impala SS kit features engine turned rear panels.
Note: Not for use on station wagon models.
Shipped double oversize.

SC6200	1962	Impala	879.99 set
SC6201	1962	Impala SS	1029.99 set



1963 Rear Cove Panel Set

Rear body cove panel set for 1963 Impala and Impala SS models. Includes: LH and RH outer cove panels and the center rear deck panel.

Important: Impala SS kit features engine turned rear panels.
Note: Not for use on station wagon models.
Shipped double oversize.

SC2202	1963	Impala	669.99 set
SC2203	1963	Impala SS	769.99 set



1964 SS Rear Cove Panel Insert Set

Reproduction trunk and cove panel engine turned aluminum insert set for 1964 Impala SS models. Includes: LH and RH outer cove panels and the center trunk panel. The center trunk panel features the chrome "CHEVROLET" letters installed.

CS6457	1964	Impala SS	384.99 set
--------	------	-----------	------------

OFF AUTHORIZED



1964 Rear Trunk and Cove Moldings

Rear trunk and cove panel set for 1964 Impala models without the Super Sport option. Each aluminum molding is stamped to factory specifications with correct bright finish and silver painted details for an authentic fit and appearance. The trunk lid molding features chrome "CHEVROLET" letters installed. Includes mounting clips.

Note: Not for use on station wagon or Super Sport models.

3 Piece Kit			
R1964	1964	3 piece	180.99 kit

4 Piece Kit with Trunk Split Molding			
R1025	1964	4 piece	275.99 kit



1965 Rear Body Panel Molding

Reproduction rear body panel moldings for 1965 Impala models. Each aluminum molding is stamped to factory specifications with correct bright finish and painted details for an authentic fit and appearance. Impala molding #B9097 features stenciled "Chevrolet" script with black painted details. Super Sport moldings feature the die-cast chrome-plated "Chevrolet" script and "Impala SS" emblems pre-installed. Includes mounting rails with studs and retaining nuts.

Note: Black and gray cove moldings were exclusively used on vehicles painted black. Not for use on station wagon models. Shipped oversize.

Impala - Except Super Sport			
B9097	1965	chrome	324.99 ea

Impala Super Sport			
CM2463	1965	black	356.99 ea
CM2463S	1965	black/gray	356.99 ea



1965 Rear Trunk and Cove Molding Kit

Reproduction trunk, cove panel and trim molding kit for 1965 Impala and Impala SS models. Kit includes: the trunk lid molding, LH and RH outer cove panel corner moldings, and the center rear body panel molding.

Note: Black and gray SS cove moldings were exclusively used on cars painted black. Not for use on station wagon models. Shipped oversize.

Impala - Except Super Sport			
R1200	1965	chrome	621.99 kit

Impala Super Sport			
R1201	1965	black	813.99 kit
R1202	1965	black/gray	813.99 kit

Rear Body Moldings

OE AUTHORIZED



1962-63 Rear Cover Panel Moldings

OE[®] Authorized 1962-63 Impala, Impala SS, or Bel Air rear outer cover moldings. Each aluminum molding is stamped to factory specifications with correct bright finish for an authentic fit and appearance. Includes LH and RH side. Includes mounting clips.

Note: Not for use on station wagon models.

748618	1962	LH and RH	69.99 pr
K812	1963	LH and RH	99.99 pr
4884435	1963	set of clips only	14.99 set



1965 Rear Corner Cover Panel Moldings

Reproduction cover panel corner moldings for 1965 Impala models. Each aluminum molding is stamped to factory specifications with correct bright finish and painted details for an authentic fit and appearance. Includes mounting clips.

Note: Black and gray cover moldings were exclusively used on cars painted black. Not for use on station wagon models.

Impala - Except Super Sport			
B9092	1965	LH/RH gray	214.99 pr

Impala Super Sport			
CM2463B	1965	LH black	197.99 ea
CM2463A	1965	RH black	197.99 ea
CM2463D	1965	LH black/gray	197.99 ea
CM2463C	1965	RH black/gray	197.99 ea



1965 Rear Corner Cover Molding Clip Set

Replacement rear corner cover molding clip set for 1965 Impala and Impala SS models. These replacement clips are manufactured from a high-quality polymer plastic to perfectly secure the cover moldings to the vehicle. 3 piece clip set with retainers. LH or RH.

Y13059P	1965	3 piece	44.99 set
---------	------	---------	-----------



1960-62 Trunk Lid Moldings

Reproduction trunk lid moldings for 1960-62 Impala and Bel Air models. Manufactured from bright finished aluminum as original for an authentic fit and appearance. Molding clips are sold separately unless noted.

B220000	1960	with clips	66.99 ea
B223650	1961	2 piece	100.99 pr
748624	1962	with clips	59.99 ea



1963 Trunk Lid Molding

Reproduction trunk lid moldings for 1963 Impala, Impala SS, and Bel Air models. Manufactured from bright finished aluminum as original for an authentic fit and appearance. The upper molding features embossed "CHEVROLET" block letters painted black as original. Includes mounting clips.

*Note: *Shipped oversize.*

CX1862*	1963	upper	194.99 ea
B226000	1963	lower	66.99 ea



1964 Trunk Lid Molding

Reproduction trunk lid moldings for 1964 Impala SS, Bel Air, and Biscayne models. Manufactured from bright finished aluminum as original for an authentic fit and appearance. Includes mounting clips.

Important: *Not all Biscayne models require this molding. *Note: Not for use on station wagon models.*

Impala SS, Bel Air, and Biscayne			
3853110*	1964	upper	72.99 ea

Impala SS and Bel Air			
3853109	1964	lower	72.99 ea



1964 Rear Cover Panel Moldings

Reproduction cover panel moldings for 1964 Impala SS, Bel Air, and Biscayne models. Manufactured from bright finished aluminum as original for an authentic fit and appearance. Includes mounting clips.

Note: Not for use on station wagon models.

Impala SS, Bel Air, and Biscayne			
748833	1964	LH and RH	outer.... 74.99 pr

Impala SS and Bel Air			
748832	1964	LH and RH	inner.... 53.99 pr



1964 Rear Cover Panel Moldings

Rear cover panel moldings for 1964 Impala models without the Super Sport option. Each aluminum molding is stamped to factory specifications with correct bright finish and silver painted details for an authentic fit and appearance. Includes mounting clips.

Note: Not for use on station wagon models.

Impala, Except Super Sport			
C2371	1964	LH	34.99 ea
C2369	1964	center	119.99 ea
C2370	1964	RH	34.99 ea



1967 Rear Cover Panel Moldings


Reproduction rear outer cover moldings for 1967 models. Located on the rear edge of the quarter panels, these moldings extend from the center trunk molding.

Note: Not for use on station wagon models.

Impala - Convertible, 4 Door Hardtop and Sedan			
B9267C	1967	LH and RH	79.99 pr

Impala/Impala SS - 2 Door Hardtop			
B9267	1967	LH and RH	76.99 pr

Caprice - 2 or 4 Door Hardtop			
B9267C	1967	LH and RH	79.99 pr



1960 Taillight Panel Trim Moldings

Reproduction taillight panel trim moldings for 1960 Impala models. Manufactured from bright finished aluminum to factory specifications, each trim panel will fit and install as original offering a beautiful authentic appearance. Features correct vertical black painted details. Includes: LH and RH aluminum panels, 16 mounting clips, and 16 palmuts.

Molding and Clip Set			
SC6000	1960	LH and RH	579.99 set

Clip Set			
SC6001	1960	32 piece	37.99 set

Molding Clips and Retainers

OE



1964 Trunk Split Molding

OE* 1964 Impala or Bel Air trunk split molding. Each aluminum molding is stamped to OE factory specifications with correct bright finish for an authentic fit and appearance. Includes mounting clips.

3853674 1964 split molding 99.99 ea
B1422 1964 clips only 9.99 set

C6605

1965-66 Trunk Lid Molding

Reproduction trunk lid moldings for 1965-66 Chevrolet full size models. Manufactured to factory specifications for an authentic fit and appearance. 1966 molding features black accent stripe in the center. Mounting hardware sold separately.

Note: Not for use on station wagon models. Shipped oversize.

Impala, Impala SS, and Bel Air
B0996 1965 102.99 ea

Impala, Impala SS, and Caprice
C6605 1966 129.99 ea



C16708

1967 Impala Trunk Lid Molding

Reproduction trunk lid molding for 1967 Impala and Impala SS 2 door hardtop models. Installs on the rear edge of the trunk lid. Available with or without Bow Tie emblem assembly installed. Includes mounting clips.

Note: Fits Impala 2 door hardtop models only.

C16708 1967 with emblem 399.99 ea
C16708A 1967 without emblem 304.99 ea



B1416

1959-64 Trunk Molding Clips

Reproduction trunk molding retaining clips for 1959-64 Chevrolet full size models. When mounting the trunk moldings on your vehicle, use the correct clips for a proper fit.

Note: Set includes the clips to attach all 6 moldings, upper and lower trunk and inner and outer cove moldings.

Trunk Molding Clip Set (Replacement Style)
B1416 1959 24 piece 16.99 set

Center Connector Clip (OE Style)
B9193 1961 V-clip 8.99 ea

Impala SS/Bel Air (Replacement Style)
C1053* 1964 36 piece 18.99 set



1966-67 Tailgate Nylon Molding Clip

Tailgate molding clip for 1966-67 Chevrolet full size wagon. Replaces OE #4490167. Sold individually.

A9477 1966-67 1/2" long99 ea



L13510H

New! 1959 Trunk Molding Clip Set

Replacement complete trunk lid molding clip set for 1959 Impala models. These high-quality clip sets feature the correct size replacement clips to install the LH and RH trunk lip moldings, trunk split molding and the "T" molding connector.

Note: Does one molding, 2 sets required per vehicle.

Complete Clip Set

L13510H 1959 2 door hdtp 176.99 set
L13510C 1959 convertible 176.99 set
L13510C 1959 4 door hdtp/sdn 176.99 set

"T" Molding Connector Clip Set

L13509 1959 all 28.99 set

Trunk Split Molding Clip Set

L13507 1959 2 door hdtp 61.99 set
L13508 1959 convertible 49.99 set
L13508 1959 4 door hdtp/sdn 49.99 set

Trunk Rear Edge Molding Clip Set

L13381* 1959 all, exc wagon 49.99 set
L13384* 1960 all, exc wagon 49.99 set

Trunk Emblem to Fin Molding Clip Set

L13385* 1959 all, exc wagon 49.99 set



14035

1958-64 Rocker Molding Clip Set

Reproduction rocker panel molding clip sets for 1958-64 models. When replacing your moldings, don't forget new clips which provide authentic fit and appearance.

Rocker Panel Molding Clips

A1481C 1958 LH and RH 29.99 set
14021 1959-60 LH and RH 25.99 set
14035 1962 LH and RH 17.99 set

For Faxcraft Style Moldings

14035 1963-64 LH and RH 17.99 set



1962-70 Rocker Panel Molding Retainers

Replacement rocker molding retainers for various 1962-70 Chevrolet full size models equipped with the thinner style (1" tall) rocker panel moldings.

152982 1962-70 19.99 set



R13956

1965-69 Rocker Panel Molding Retainers

This 1" tall rocker panel molding retainer replaces the original rail style retainers. Install this clip at every rail mounting hole instead of the rail. This style clip helps prevent water buildup between the rail and rocker panel and eliminates the rust problem associated with the original rail style retainers. For various 1965-69 models with the wide style rocker panel moldings.

Note: Not for use with B10166, B6800, or 1" moldings.

3886638 1965-69 individual 2.99 ea
R13956 1965-69 12 piece 19.99 kit

1971-76 Rocker Panel Molding Retainers

Replacement rocker panel molding retainers for 1971-76 Chevrolet full size models equipped with the wide style rocker panel moldings. Sold individually.

EL83542 1971-76 1.89 ea

New!



7672609

1967-69 Convertible Well Molding Clips


Reproduction stamped convertible well molding clip for 1967-69 Impala convertible models. This clip is designed and manufactured to attach the rear convertible well chrome molding around the rear convertible top well. Sold individually or a set of 10.

7672609 1967-69 individual 4.99 ea
R749 1967-69 10 piece 36.99 set


1980-81 Lower Body Molding Clip

Reproduction clip designed for 1980-81 Caprice models, for use on lower fender, door, and quarter moldings.

20631034 1980-81 4.99 ea



EL51619



EL83469

1959-60 El Camino Molding Clips


Reproduction molding clip sets for 1959-60 El Camino models. When replacing your moldings, don't forget new clips which provide authentic fit and appearance. Includes enough clips for both sides unless noted.

Bed Molding Clip Set
EL51619 1959-60 73 piece 74.99 set

Roof Molding Clips
EL83698 1959-60 11 piece 29.99 set
EL83694 1959-60 individual 2.99 ea

Rear Fin Molding Clip Set
EL83696 1960 30 piece 59.99 set

Molding Clip Sets



1958 Molding Clips

Reproduction molding clip sets for 1958 Impala and Bel Air models. When replacing your moldings, don't forget new clips which provide authentic fit and appearance. Includes enough clips for both sides. Body side molding clip set includes: 18 for fender spear, 28 door, 34 lower quarter side, 22 upper quarter bead, 20 rear "S" moldings, 12 pitchfork, 12 quarter scripts, and 2 quarter side union.

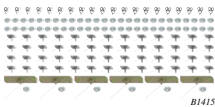
- Body Side Molding Clip Set**
152628 1958 Impala/Bel Air..... 209.99 set
- Door Molding Clip Set**
B1412 1958 Impala/Bel Air..... 59.99 set
- Quarter Panel Side Molding Clip Set**
B1414 1958 Impala/Bel Air..... 74.99 set
- Pitchfork Molding Clip Set**
B1413 1958 Impala..... 19.99 set



1958-60 Tail Fin Corner Molding Clip Set

Replacement rear tail fin corner molding clip set for 1959-60 Chevrolet full size models. These high-quality clip sets feature the correct size replacement clips to install the rear quarter tail fin corner moldings. These clips have been handcrafted to perfectly secure the rear molding to the quarter panel. 4 piece clip set with retainers. LH and RH.

- 2 and 4 Door Hardtop, Sedan, and Convertible**
- L13520 1959 all..... 49.99 set
- L13440 1960 Bel Air..... 60.99 set
- L13440 1960 Impala..... 60.99 set
- 2 and 4 Door Station Wagon**
- L13519 1959 all..... 49.99 set
- 2 and 4 Door Sedan**
- L13440E 1960 Biscayne..... 60.99 set
- Sedan Delivery**
- L13519 1959 all..... 49.99 set
- L13440E 1960 all..... 60.99 set
- El Camino**
- L13519 1959 all..... 49.99 set
- L13440E 1960 all..... 60.99 set



1961-68 Molding Clip Set

Replacement body side molding clip sets for 1962 Bel Air and 1961-68 Impala models. When replacing your moldings, don't forget new mounting clips which provide authentic fit and appearance. Includes enough clips for both sides.

- Bel Air**
B14362 1962 2 door..... 79.99 set
- Impala/Impala SS**
B9191 1961 2 door..... 44.99 set
- B9215 1962 2 or 4 door..... 68.99 set
- C9065 1963 2 door..... 23.99 set
- Impala**
B9078 1964 2 door..... 64.99 set
- B9058 1964 4 door..... 68.99 set
- Impala SS, Replacement Style**
B19079 1964 2 door..... 55.99 set
- Impala SS, Original Style**
B14215 1964 2 door..... 109.99 set
- Impala/Impala SS**
B1426 1966 2 or 4 door..... 69.99 set
- B6807 1968 2 door..... 39.99 set



1959-64 Impala Molding Clips

Reproduction molding clip sets for 1959-64 Impala models. When replacing your moldings, don't forget new clips which provide authentic fit and appearance. Includes enough clips for both sides.

- Body Side Molding Clip Set**
B1415* 1959 LH and RH..... 134.99 set
- B14215 1964 LH and RH..... 109.99 set
- Rear Fin Molding Clip Set**
CX5030 1959 11 piece - 2 req..... 26.99 set
- EL83669 1960 30 piece..... 59.99 set
- Quarter Panel Molding Clips**
B5915 1959 40 piece..... 29.99 set
- B6011 1960 40 piece..... 14.99 set
- Roof Molding Clips**
EL83698 1959-60 11 piece..... 29.99 set
- EL83694 1959-60 individual..... 2.99 ea



1962-68 Molding Clip Set

Replacement individual body side molding clip sets for 1962 Bel Air and 1963-66 Impala models. When replacing your moldings, don't forget new mounting clips which provide authentic fit and appearance. Includes enough clips for both sides.

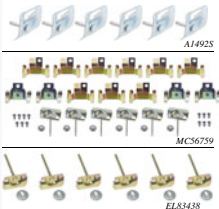
- Bel Air**
B14363 1962 fender..... 15.99 set
- B14364 1962 door - 2 door..... 39.99 set
- B14365 1962 quarter - 2 door..... 23.99 set
- Impala/Impala SS - 2 Door**
CS6374 1963 fender..... 34.99 set
- CS6375 1963 door..... 54.99 set
- CS6376 1963 quarter..... 84.99 set
- Impala**
B1411 1964 fender..... 14.99 set
- B1420 1964 door..... 14.99 set
- B1421 1964 quarter - 2 or 4 door..... 29.99 set
- 153709 1964 C-molding connector 13.99 set
- Impala SS**
B1419* 1964 fender..... 14.99 set
- B14217 1964 door..... 21.99 set
- B14218 1964 quarter..... 79.99 set
- Impala/Impala SS**
B1423 1966 fender..... 14.99 set
- B1424 1966 door..... 21.99 set
- B1425 1966 quarter - 2 door..... 31.99 set
- Quarter Panel Molding Capped Clip Nut**
748841 1963-65..... 1.99 ea

1962-63 Bel Air Molding Clips

Replacement body side molding clips and hardware used to mount Bel Air body moldings. Includes correct screw-in style door molding end clips

- Body Side Molding Clip Sets**
B14362 1962 LH and RH..... 79.99 set
- L13491 1963 LH/RH - 2 door..... 94.99 set
- L13493 1963 LH/RH - 4 door..... 94.99 set
- Fender Molding Clip Set**
B14363 1962 LH and RH..... 15.99 set
- Quarter Panel Molding Clips**
B14365 1962 LH and RH..... 23.99 set
- Door Molding Clips**
B14364 1962 LH and RH..... 39.99 set

Molding Clips and Retainers





1958-60 Windshield Molding Clip Set

Reproduction exterior windshield molding clip sets for 1958-60 Chevrolet full size models. Designed for emergency use, when a screw-on clip is required. Produced in spring steel to OE specifications. Each set contains 10 clips and 10 screws.

Replaces GM #8736590
B10708 1965-90 individual..... 1.99 ea
8736590 1965-90 20 piece..... 10.99 set

Replaces GM #9891400
B10709 1965-90 individual..... 1.99 ea
9891400 1965-90 20 piece..... 10.99 set

Window Clip Screw with Sealant
24171 #9 head, #8-18 x 3/8"..... .89 ea



1963-72 Windshield Molding Clip Set

OEER® windshield reveal molding clip sets for 1963-72 Chevrolet full size models.

Important: These clips may not fit all models, compare to your original clips before ordering. Most clips will interchange.

K142 1963-64 19 piece..... 36.99 set
R368C 1965-67 25 piece..... 35.99 set
153732 1968-70 25 piece..... 9.99 set
270070 1971-72 24 piece..... 9.99 set



1965-90 Windshield/Rear Window

Screw-On Replacement Molding Clips

Reproduction molding retainer clip for 1965-90 Chevrolet full size models. Designed for emergency use, when a screw-on clip is required. Produced in spring steel to OE specifications. Each set contains 10 clips and 10 screws.

Replaces GM #8736590
B10708 1965-90 individual..... 1.99 ea
8736590 1965-90 20 piece..... 10.99 set

Replaces GM #9891400
B10709 1965-90 individual..... 1.99 ea
9891400 1965-90 20 piece..... 10.99 set

Window Clip Screw with Sealant
24171 #9 head, #8-18 x 3/8"..... .89 ea



1965-90 Windshield/Rear Window

Original Style Reveal Molding Clips



Reproduction windshield and rear window reveal molding clips for 1965-90 Chevrolet full size models. Each clip will provide a snug fit for the molding being attached. The amount of clips will vary depending on the model. Order as needed.

Important: These clips may not fit all models, compare to your original clips before ordering. Most clips will interchange.

Note: * Fits Impala Custom and Caprice 2 door handtop rear only.

Individual Clips

4474354	1965-68	steel99 ea
9639	1965-70	steel89 ea
4506041	1965-71	steel89 ea
7698976	1968-69	steel89 ea
7634583	1969-70	steel89 ea
9895598	1969-74	steel89 ea
10243	1969-90	steel69 ea
11067	1969-90	steel69 ea
9749	1970	steel89 ea
10630	1971-72	steel69 ea
11152	1976-81	nylon - white69 ea
12135	1981-86	nylon - white89 ea
A1010	1982-90	nylon - blue89 ea



1965-90 Windshield/Rear Window

Original Style Reveal Molding Clip Set

Reproduction windshield and rear window reveal molding clip sets for 1965-90 Chevrolet full size models. Each clip will provide a snug fit for the molding being attached. Order as needed.

Important: These clips may not fit all models, compare to your original clips before ordering. Most clips will interchange.


Note: * Fits Impala Custom and Caprice 2 door handtop rear only.

Clip Sets

R369C	1965-68	24 pc (#4474354).....	17.99 set
153732	1965-70	25 pc (#9639).....	9.99 set
R369	1965-71	24 pc (#4506041).....	17.99 set
154010	1968-69	24 pc (#7698976).....	9.99 set
270203*	1969-70	24 pc (#7634583).....	9.99 set
270210	1969-90	24 pc (#11067).....	9.99 set
270205	1969-74	24 pc (#9895598).....	14.99 set
C78	1969-90	24 pc (#10243).....	10.99 set
153733	1970	14 pc (#9749).....	9.99 set
270070	1971-72	24 pc (#10630).....	9.99 set
270209	1976-81	24 pc (#11152).....	9.99 set
270208	1981-86	24 pc (#12135).....	9.99 set
153735	1982-90	14 pc (#A1010).....	9.99 set
270207	1982-90	24 pc (#A1010).....	14.99 set

Molding Clips and Retainers

New!



1959-64 Convertible Windshield Header Molding Clips

Replacement upper windshield header molding clip set for 1959-64 Impala convertible models. These clips fasten the convertible windshield stainless steel trim to the top of the windshield frame. 4 piece set. L13040P 1959-64 convertible..... 71.99 set

New!



1967-77 Station Wagon Quarter Window Reveal Molding Clips

Reproduction quarter window reveal molding clips for 1967-77 Chevrolet full size station wagon models. Each clip will provide a snug fit for the molding being attached. Service replacements for some models. Use as required.

9639	1967-68	individual.....	.89 ea
C78A	1967-68	12 piece (#9639).....	8.99 set
11067	1969-77	individual.....	.69 ea
270210	1969-77	24 piece (#11067)....	9.99 set

New!



1961-64 Sedan Back Glass Molding Clip Set

Reproduction back glass reveal molding clip set for 1961-64 Impala, Bel Air, and Biscayne 2 and 4 door sedan models. This high-quality clip set features 22 correct length clips to install the rear window moldings.

Note: These clips are longer than the 2 door hardtop clips. L13004 1961-64 2 or 4 door sedan... 75.99 set



1962-64 Upper Back Glass Molding Clip Set

Reproduction upper and side back glass molding clip set for 1962-64 Impala 2 door hardtop models. These molding clips are manufactured from spring steel to factory specification. 16 piece set.

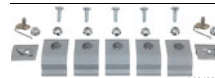
Note: For complete upper and lower 2 door hardtop clip set order #K143.

C9080	1962-64	2 door hardtop.....	12.99 set
-------	---------	---------------------	-----------

New!



L13501




L13499P



L13502



C9082



L13500



L13506

1959-64 Lower Back Glass Molding Clip Set

Replacement lower back glass reveal molding clips sets for 1959-64 full size models. These clips have been handcrafted to perfectly secure the lower back glass belt line molding to the vehicle.

Lower Center Molding Clips

2 Door Hardtop			
L13501	1959	Impala	42.99 set
L13501	1959	Bel Air	42.99 set
L13499P	1960	Impala	52.99 set
L13502	1960	Bel Air	42.99 set
C9082	1962-64	Impala	23.99 set

2 and 4 Door Sedan			
L13501	1959	Bel Air	42.99 set
L13501	1959	Biscayne	42.99 set
L13502	1960	Bel Air	42.99 set


4 Door Sedan			
L13501	1959	Impala	42.99 set
L13499P	1960	Impala	52.99 set

4 Door Hardtop			
L13501	1959	Impala	42.99 set
L135014H	1959	Bel Air	42.99 set
L13499P	1960	Impala	52.99 set
L135024H	1960	Bel Air	42.99 set

Lower Outer Corner Molding Clips

2 and 4 Door Sedan			
L13500	1959	Biscayne	44.99 pr
L13500	1959-60	Bel Air	44.99 pr
4 Door Sedan			
L13500	1959-60	Impala	44.99 pr
4 Door Hardtop			
L13506	1959-60	Impala	48.99 pr
L13506	1959-60	Bel Air	48.99 pr

New!



L13512

1959-60 Two Door Hardtop Back Glass Molding Clip Set

Replacement back glass reveal molding clip set for 1959-60 Impala 2 door hardtop models. These high-quality clip sets feature the correct size replacement style fasteners and clips to install the upper rear glass molding, the pair of side rear glass moldings, the lower center rear glass molding, and the pair of lower corner rear glass moldings.

L13511	1959	21 clips, 9 nuts.....	106.99 set
L13512	1960	23 clips, 11 nuts.....	106.99 set



K143



R369C



B1418



R369



270203

1962-72 Two Door Hardtop Back Glass Molding Clip Set

OER® reproduction back glass reveal molding clip set for 1962-72 Impala, Impala SS, and Caprice 2 door hardtop models. These molding clips are manufactured from spring steel to factory specification.

Note: *Fits Impala Custom and Caprice 2 door hardtop rear only.

K143	1962-64	30 piece	36.99 set
R369C	1965-66	24 piece	17.99 set
B1418	1967-68	17 pc - rect. shape	11.99 set
R369	1967-72	24 pc - D-shape.....	17.99 set
270203*	1969-70	24 piece	9.99 set

Molding Clips and Retainers



Molding Clip Nut

Replacement molding clip retaining palmuts for various GM vehicles. Hex washer head, zinc-plated. Mastic sealer washers sold separately.

Individual

#8-32 Thread Size	
A2555	1/2" washer head..... .79 ea
#10-24 Thread Size	
A2557	1/2" washer head..... .79 ea
A2558	3/4" washer head..... .79 ea
#12-24 Thread Size	
A2560	3/4" washer head..... .79 ea
1/4"-20 Thread Size	
A2561	5/8" washer head..... .79 ea
A2562	7/8" washer head..... .79 ea

10 Piece Sets

#8-32 Thread Size	
A2555K	1/2" washer head..... 4.99 set
#10-24 Thread Size	
A2557K	1/2" washer head..... 6.99 set
A2558K	3/4" washer head..... 4.99 set
#12-24 Thread Size	
A2560K	3/4" washer head..... 4.99 set
1/4"-20 Thread Size	
A2561K	5/8" washer head..... 6.99 set
A2562K	7/8" washer head..... 4.99 set



Thread Cutting Nuts with Sealer

Replacement thread cutting palmuts/speed nuts used on various mounting studs. Hex washer head with sealer, zinc-plated.


Fits 1/8" Stud Size	
11502547	individual..... 1.79 ea
R401	1/8" 8 piece..... 10.99 set
11502547K	10 piece..... 13.99 set
Fits 3/16" Stud Size	
11501047	individual..... 1.49 ea
R404	3/16" 8 piece..... 10.99 set
11501047K	10 piece..... 13.99 set



Universal Serrated Self-Locking Hex Nut

Correct replacement self-locking nuts for various GM vehicles. Zinc-plated.

Individual	
A14873	#10-24..... .69 ea
A14874	1/4"-20..... .89 ea
10 Piece Set	
A14873K	#10-24..... 4.99 set
A14874K	1/4"-20..... 5.99 set



Universal Break Off Molding Clip

Replacement break off style molding clips for various GM vehicles. These clips are designed to be trimmed the width of the molding, features prescribed break off/ cut out grooves. #10-24 nuts sold separately.

Individual - Nylon	
A8581	3"..... 1.59 ea
10 Piece Set - Nylon	
A8581K	3"..... 10.99 set
#10-24 Thread Nut - Metal	
A19378	3"..... 1.59 ea
A19378K	3" - 10 piece set..... 10.99 set



Universal Molding Clip

Replacement wire tail molding clips for various GM vehicles. Nuts sold separately.

Individual

#8-32 Thread Size	
B13145	3/4" long..... 1.99 ea
#10-24 Thread Size	
A2744	3/4" long..... 1.09 ea
A19626	1" long..... 1.29 ea
A2619	1-11/32" long..... 1.29 ea
A2752	1-3/4" long..... 1.29 ea
A19807	2-1/2" long..... 1.79 ea
A2754	4" long..... 2.99 ea
#10-24 Thread Size with Sliding Stud	
A2789	1-5/8" long..... 1.79 ea

10 Piece Sets

#8-32 Thread Size	
B13145K	3/4" long..... 17.99 set
#10-24 Thread Size	
A2744K	3/4" long..... 8.99 set
A19626K	1" long..... 9.99 set
A2619K	1-11/32" long..... 9.99 set
A2752K	1-3/4" long..... 9.99 set
A19807K	2-1/2" long..... 14.99 set
A2754K	4" long..... 28.99 set
#10-24 Thread Size with Sliding Stud	
A2789K	1-5/8" long..... 14.99 set



Universal Metal Push-In Molding Clip

Replacement metal tail style push-in molding clips for various GM vehicles.

Individual	
A9965	1-1/4" long..... 1.49 ea
3917954	1-1/4" long, w/top spacer..... 1.99 ea

10 Piece Sets	
A9965K	1-1/4" long..... 10.99 set
3917954K	1-1/4" long, w/top spacer..... 14.99 set



Universal Nylon Push-In Molding Clip

Replacement nylon tail style push-in molding clips for various GM vehicles.

Individual	
A8843	3/4" long..... .79 ea
A8398	1" long..... .79 ea
A8399	1-1/4" long..... .79 ea
A8386	1-3/8" long..... .99 ea
A8400	1-3/4" long..... .99 ea

10 Piece Sets	
A8843K	3/4" long..... 5.99 set
A8398K	1" long..... 5.99 set
A8399K	1-1/4" long..... 5.99 set
A8386K	1-3/8" long..... 7.99 set
A8400K	1-3/4" long..... 7.99 set



Stud Mounted Plastic Molding Clip

Correct style plastic stud mounted clips for various GM vehicles.

Individual	
A1011	white..... 1.49 ea
9838109	gray..... .79 ea
A10220	green..... 1.19 ea

10 Piece Sets	
A1011K	white..... 10.99 set
9838109K	gray..... 6.99 set
A10220K	green..... 10.99 set

Stud Sealer	
4492963	#4 x 5/8" individual..... .99 ea
4492963K	#4 x 5/8" 10 piece set..... 9.99 set

1960-67 Molding Clip Retaining Nut

Replacement capped style stud and clip nut designed to protect the owner from accidentally cutting hands when reaching into areas like the trunk where the rear molding clips could cause harm. Most commonly used for rear quarter or trunk moldings on 1960-67 GM models. Attaches to the molding studs. Use as required.

748841	1960-67..... 1.99 ea
--------	----------------------

Tools and Adhesives



Multi Wedge Prying and Scraping Tools

Multi Wedge is an amazing automotive restoration tool that will replace screwdrivers, pry bars and all other metal tools that can cause damage and marring to delicate surfaces! The soft, orange wedge set and the jumbo wedge are from a high tech, specially blended polyethylene that is incredibly ductile so they won't break or snap. The hard, black wedge set is made from a high tech, specially blended polycarbonate for the heavy-duty jobs like oil pan covers, timing covers or valve covers. Each 3 piece set includes one 4" curved end, one 4" straight blade and one 3" straight blade. Buy both sets and save! The jumbo wedge is 14" in length and 2" wide, making it perfect for the big jobs.

MW01 orange wedges, soft - set of 3... 12.99 set
 MW02 black wedges, hard - set of 3... 13.99 set
 MW03 both wedges, soft/hard - set of 6... 19.99 set
 MW04 jumbo wedge... 12.99 ea



T2300M (7 piece)

Soft Duty - Delicate prying or wedging
Medium Duty - Sturdy prying or wedging
Heavy-Duty - Very strong and durable

Prying and Scraping Tools

Available in 3 different fiberglass reinforced plastics, the soft duty tools are good for jobs where a minimum amount of force is needed to remove objects. The medium duty tools are better for the objects that require a little more force to remove, and the heavy-duty tools are for the objects that are real stubborn and just do not want to be separated from their current position. All these tools are strong enough to pry yet soft enough to do interior and exterior automotive jobs without the damage that metal tools can do.

7 Piece Prying and Wedging Tools

T2300S soft duty... 24.99 set
 T2300M medium duty... 24.99 set
 T2300H heavy-duty... 24.99 set

4 Piece Scraper Tools

T2301M medium duty... 17.99 set
 T2301H heavy-duty... 17.99 set

Metric Gap Gauge

T2302 1-15mm... 4.99 ea



1958 Bathtub Clip Expansion Tool

This specialty tool is used to install the bathtub shaped molding clips on 1958 Impala/full size models.

153040 1958 clip tool... 36.99 ea



Premium Auto Trim Removal Tool Kit

This 11 piece kit was designed for the removal of door panels, dashboard, trim strips, interior panels, and window moldings. Made of impact resistant plastic that will not mar surfaces like metal tool will. Included for the tools is a heavy-duty nylon pouch.

TX2684... 23.99 ea



Glass Molding Clip Installing Tool

Reduce the risk of chipped glass and scratches by using this handy tool for replacing your front or rear window glass molding. This tool is specifically designed to fit trim clips over the studs and virtually eliminates glass breakage.

A13574... 37.99 ea



Weatherstrip Ball End Hook Tool

This hook tool has a small, round steel ball on the end. Once the steel ball is inserted down into the rubber gasket, it is very difficult for it to come out. If it should slip out of the gasket, there is less of a chance you will scratch the paint of the vehicle.

153823... 14.99 ea



Glass Seal Rope-In Tool

Use the rope in tool when working with rubber gasket set glass. The unique counter grip plastic hand injects the rope through its stem as it is pulled around the gasket. There is plenty of enough durable rope to fit around even the largest truck window.

153813... 19.99 ea



Universal Molding Release Tool

The ultimate tool for cleanly releasing moldings. Slide tool left or right under the molding until it hooks a retaining clip, then just rock the tool with a twist of the wrist to release the clip. Heat treated, high carbon steel.

S21500... 6.99 ea



Lockstrip Insert Tool

The lockstrip insert tool is specifically designed for self-sealing two piece rubber weatherstripping. The eye of the tool threads locking strip into the groove and inserts it into the channel.

153818... 12.99 ea



Windshield/Back Glass Molding Removal Tool

Excellent tool used to remove the molding from the retaining clips on windshield and back window glass.

A7914... 14.99 ea



Windshield/Back Glass Molding Pliers

Specialty pliers for removing door handle clips and chrome molding on most windshields and rear glass. Jaws slip under door handle without damage to panel material, and offset handle permits easy access to molding clips.

Y35200... 8.99 ea



Windshield Removal Tool

Professional windshield removal tool for all vehicle applications. Features an aluminum handle with diamond cut pattern for added grip. Heavy-duty braided wire secures the pull handle to the cutting blade.

153811... 21.99 ea



3M Super Fast Urethane

A rapid curing adhesive/sealant intended for all flush mounted and bonded windshield or back glass replacements. Provides the necessary strength for automotive glass replacement. 10 fl. oz. cartridge.

08609... 29.99 ea



Quick Setting Clear Epoxy

Multipurpose epoxy that provides a strong and lasting bond on most surfaces including auto trim moldings, ornaments, emblems, knobs, etc. Sets in 5 minutes, cures in 1 hour. Cure color is clear.

J-B Weld ClearWeld JB50112 .85 fl. oz. syringe... 5.49 ea

Permatex Perma Poxy S81787 1 fl. oz. syringe... 4.99 ea