

Headlamp Components



without halo ring

with turn signals

TRUCKS
TRUCKS

Black Illusion

multi-color halo kit shown

color options for multi-color halos

Round Headlamps with LED Halo



RedLine LumTronix headlamps allow 50% more light to shine through thanks to their crystal clear lenses and a special side lens that extends past the retaining ring. Each headlamp features a Euro style diamond cut reflective base, diamond crystal glass, and a heat resistant composite housing. Even though no paint or tint is applied to the glass or reflector, the Black Illusion headlamps look blacked out when off thanks to the halo and lamp shields that are painted black. Headlamps are available with or without a halo, either single color halo (white) or multi-color halo (with 16 selectable colors plus the ability to adjust brightness), with or without turn signals and your choice of clear or blue H4 Halogen bulbs or H4 LED bulbs. The halo or "Angel Eyes" can also be wired as a daytime running lamp and features 23 low temp LEDs with a 100,000+ hour life, along with "fade", "flash", "strobe", and "smooth" modes that you can choose with the included wireless remote. Headlamps plug directly into your stock harness for a simple and easy installation. Each pair includes: 2 headlamps, 2 bulbs, dust boots, ceramic tip pigtail harness adapter, and instructions. Multi-color halo sets also include the RGB harness and wireless remote.

Important: Will fit most vehicles (cars, trucks, motorcycles, and motor homes) made from 1936 to 1979, as well as many vehicles made after 1979 that use a universal round style headlight.
Note: Blue Halogen bulbs are blue in color when off, and bright white when on (no blue tint). Clear Halogen bulbs are clear in color when off and bright white when on. LED bulbs include colored film to change the look and temperature of your lights.

5-3/4" Round Elite Diamond Headlamps

Without Halo Ring		
H4100201	5-3/4" with blue H4 Halogen bulbs	99.99 pr
H4100202	5-3/4" with H4 NovaStar LED bulbs	230.99 pr
With Single Color (White) Halo Ring		
H4101101	5-3/4" with blue H4 Halogen bulbs	215.99 pr
H4101102	5-3/4" with H4 NovaStar LED bulbs	346.99 pr
With Single Color (White) Halo Ring and Turn Signals		
H4101104	5-3/4" with blue H4 Halogen bulbs	262.99 pr
With Multi-Color Halo Ring		
H4100801	5-3/4" with blue H4 Halogen bulbs	267.99 pr
H4100802	5-3/4" with H4 NovaStar LED bulbs	397.99 pr
With Multi-Color Halo Ring and Turn Signals		
H4100804	5-3/4" with blue H4 Halogen bulbs	314.99 pr
Black Illusion Elite Diamond Headlamps with Single Color (White) Halo Ring		
H4101103	5-3/4" with clear H4 Halogen bulbs	262.99 pr
Black Illusion Elite Diamond Headlamps with Multi-Color Halo Ring		
H4100803	5-3/4" with clear H4 Halogen bulbs	314.99 pr

Headlamp Wiring Harness Upgrade


New!

Redline Lumtronix wire harness kit upgrades the stock headlamp wiring on your vehicle to provide you new bulbs with maximum power and decrease the chance of overloading the stock wiring and connectors. Power will be drawn directly from your battery, eliminating voltage drops and ensuring headlamp system reliability. Two 30 amp relays provide added protection for your headlamp switch and wiring harness.

EH001	universal	2 headlamp	45.99 pr
EH002	universal	4 headlamp	54.99 pr



EH002



single color halos

halos illuminated white

multi-color halos illuminated

Rectangular Headlamps with LED Halo



RedLine LumTronix headlamps allow 50% more light to shine through thanks to their crystal clear lenses and a special side lens that extends past the retaining ring. This side lens is a true safety innovation and was designed to provide additional side light and increase visibility. Each headlamp features a Euro style diamond cut reflective base, diamond crystal glass, and a heat resistant composite housing. Headlamps are available with either a single color halo (white) or multi-color halo (with 16 selectable colors plus the ability to adjust brightness), and blue H4 Halogen bulbs. The halo or "Angel Eyes" can also be wired as a daytime running lamp and features 23 low-temp LEDs with a 100,000+ hour life, along with "fade", "flash", "strobe", and "smooth" modes that you can choose with the included wireless remote. Headlamps plug directly into your stock harness for a simple and easy installation. Each pair includes: 2 headlamps, 2 bulbs, dust boots, ceramic tip pigtail harness adapter, and instructions. Multi-color halo sets also include the RGB harness and wireless remote.

Important: Will fit most vehicles (cars, trucks, motorcycles, and motor homes) that use a universal rectangular style headlight.
Note: Blue Halogen bulbs are blue in color when off and bright white when on (no blue tint).

4" x 6" Rectangular Elite Diamond Headlamps

With Single Color (White) Halo Ring		
H4104801	4" x 6" with blue H4 Halogen bulbs	215.99 pr
With Multi-Color Halo Ring		
H4104601	4" x 6" with blue H4 Halogen bulbs	267.99 pr

H4 LED Headlight Bulbs

Upgrade your stock Halogen bulbs with a pair of premium LED headlight bulbs from Redline Lumtronix. With a 50,000 hour lifespan, you won't have to change the bulbs as frequently, meaning you'll spend more time on the road than in the garage. Each bulb is 300% brighter than your stock halogen bulbs as well as a direct-fit. "Plug and Play" upgrade that requires no modification to your electrical wiring. LED bulbs include colored film to change the look and temperature color of your lights.




H4100602	H4 NovaStar GT LED bulbs	125.99 pr
----------	--------------------------	-----------



HL70001B

HL46001G

HL46001A



white

blue

red

green

amber

purple

multi-color

5-3/4" H4 SMD Halo Headlamp



Give your full size Chevy a modern, custom look with these Oracle H4 sealed beam SMD halo headlamps. Quality glass lens sealed beam with composite reflector housing. Accepts H4 bulbs (sold separately). SMD (LED) halo pre-installed. Easy installation, wire directly to 12 Volt source. No external inverter or regulator required. Available in white, blue, red, green, amber, and purple. Sold individually.

5-3/4" SMD Halo Headlamps

HL57501A	white	89.99 ea	HL46001A	white	84.99 ea
HL57501B	blue	90.99 ea	HL46001B	blue	84.99 ea
HL57501C	red	90.99 ea	HL46001C	red	84.99 ea
HL57501D	green	90.99 ea	HL46001D	green	84.99 ea
HL57501E	amber	90.99 ea	HL46001E	amber	84.99 ea
HL57501F	purple	95.99 ea	HL46001F	purple	84.99 ea
HL57501G	color shift	124.99 ea	HL46001G	color shift	124.99 ea

Headlamp Components

These Replacements are Officially Licensed Bulbs with Correct Markings on the Lens!



1958-71 T-3 Headlamp Bulbs

Authentic T-3 headlamp bulbs are just what you'll need to complete your restoration! These reproduction headlamp bulbs are manufactured and produced direct from original GM blueprints. Each bulb includes the correct GUIDE T-3 markings on the lens. Don't sacrifice time and safety by using non OEM replacements. Install these officially licensed bulbs and rest easy knowing you've got the best the market has to offer. Four bulb headlamp system uses the 5-3/4" bulbs and are sold in a set of 4. Includes 2 high beam and 2 low beam bulbs.

Note: *Replacement for 1958-59 models. The glass lens features 1960-67 style T-3 logo.

T3HBC3*	1958-67	131.99 set
T3HBC4	1968-71	131.99 set

GM AUTHORIZED



4000



4000 - back view



H5006



H4651

Sealed Beam Headlamp Bulb

These replacement sealed beam headlamp bulbs are perfect for maintaining the factory appearance and performance when the originals burn out.

Tungsten			
4000	5-3/4"	high beam	9.99 ea
T5001	5-3/4"	high beam	9.99 ea
Halogen			
H5006	5-3/4"	low beam	14.99 ea
H5001	5-3/4"	high beam	14.99 ea
H4656	4" x 6"	low beam	11.99 ea
H4651	4" x 6"	high beam	11.99 ea



1987-96 Caprice Headlamp Assembly

Reproduction headlamp assemblies for 1987-96 Caprice wagons and sedans. Includes housing, bulbs, bezel gasket, and mounting bracket.

B201665	1987-90	LH	93.99 ea
B201664	1987-90	RH	81.99 ea
B1387	1991-96	LH	49.99 ea
B1386	1991-96	RH	49.99 ea



HL10010A



HL10010B

1991-96 Crystal Headlights with LEDs

Give your Caprice or Impala a modern look with these LED crystal headlights. Featuring LED running lights, these assemblies are direct replacement for your original headlights. Uses factory bulbs. Available in black, chrome, or smoke.

HL10010A	1991-96	black	266.99 pr
HL10010B	1991-96	chrome	266.99 pr
HL10010C	1991-96	smoke	266.99 pr



5-3/4" Round Crystal Headlamp

Replace your burnt out or missing headlamp with this crystal headlamp. Replaces H5001/H5006 bulbs. Reinforced multi-surfaced with aluminum reflector. Rugged anti-vibration construction.

CP031386	50.99 ea
----------	----------



5-3/4" Headlamp Bulb with LED Bar

5-3/4" LED headlight with white or amber LED position light bar for four headlight systems. These headlamps feature LED high and low beam along with 9 high power LEDs in the light bar. Perfect for 4 headlamp systems. Sold individually.

CP2000	white LED	276.99 ea
CP2001	amber LED	307.99 ea

DELTA



153093

5-3/4" LED Powered Headlamps

Powerful LED CRE[®] technology combined with Delta Tech's Prismatic[™] and flawless parabola delivers unmatched power, clarity, and near daylight illumination at 1900 Lumen at both high and low beam, while drawing only 2 amps per light. Available in the traditional convex 5-3/4" style lens. Applications to fit 4 headlamp systems. Sold in pairs.

High Beam for 4 Headlamp System	341.99 pr
153093	without blinker LED

High/Low Beam for 4 Headlamp System	343.99 pr
153094	without blinker LED




Diamond Cut Headlamp

Replace your standard "yellow light" headlamps with these Halogen H4 diamond cut headlamps for increased visibility, safety and a unique custom look. These headlamps install much like a standard sealed beam unit, but they allow the use of an H4 Halogen bulb in your choice of color and wattage. 4" x 6" rectangular style headlamp (for 4 headlamp system) for use with 55 watt H4 bulbs sold separately.

Note: For your conversion, we recommend using our wiring harness upgrade kit sold separately.

MX09130	diamond cut	21.99 ea
---------	-------------	----------

Headlamp Components



1958-86 RetroBright LED Headlights

Holley RetroBright LED Headlights offer a number of advantages over traditional sealed beam headlights such as "Plug and Play" compatibility, better visibility, and 6 times longer life. LED bulbs take up less space, create far less heat, and use less power than other headlights. The low profile housing design fits most shallow headlight buckets found on classic cars without the hassle of cutting or drilling. Euro yellow lens utilizes 5700K bulb inside. "Classic White" (3000K bulb) for a warm classic hue. "Modern White" (5700K bulb) for a clean modern look. Sold individually.

1958-77 - 5-3/4" Round

LFRB105	Euro Lens	yellow	only	179.99 ea
LFRB106	Euro Lens	high beam	only	193.99 ea
LFRB125	Classic	white		179.99 ea
LFRB126	Classic	high beam	only	193.99 ea
LFRB145	Modern	white		179.99 ea
LFRB146	Modern	high beam	only	193.99 ea
LFRB195	Clear	high/low beam		129.99 ea

1978-86 4" x 6 Rectangle

LFRB100	Euro Lens	yellow		179.99 ea
LFRB101	Euro Lens	high beam	only	193.99 ea
LFRB120	Classic	white		179.99 ea
LFRB121	Classic	high beam	only	193.99 ea
LFRB140	Modern	white		179.99 ea
LFRB141	Modern	high beam	only	193.99 ea
LFRB185	Clear	high/low beam		129.99 ea



DL460100



DL460100B black without halo DL460400B black with HDR halo DL460400 chrome with HDR halo

1978-86 FourSix Projector Headlamps

Dapper Lighting FourSix projector headlamps are the slimmest 4" x 6" projector headlamp design on the market. Designed to be a replacement for stock sealed beams, these lights fit into most classic car headlight buckets without any modification. The wiring plugs right into your OEM socket and there's no need to modify your existing wiring. They feature a 10,000 RPM cooling system and adaptive power control for increased longevity, performance, and visibility. The factory original look is achieved with their unique curved glass partial Fresnel lens with a special clear center to ensure the output is clean and crisp. If you are looking for stock replacements, you can't go wrong with a FourSix.

Holgen Headlamps - Set of 4


DL460100	chrome	without halo	644.99 set
DL460100B	black	without halo	644.99 set
DL460400	chrome	with HDR halo		859.99 set
DL460400B	black	with HDR halo		859.99 set

17 Watt LED Headlamps - Set of 4

DL460113	chrome	without halo	569.99 set
DL460113B	black	without halo	569.99 set
DL460413	chrome	with HDR halo		789.99 set
DL460413B	black	with HDR halo		789.99 set

30W LED Headlamps - Set of 4

DL460130	chrome	without halo	639.99 set
DL460130B	black	without halo	639.99 set
DL460430	chrome	with HDR halo		849.99 set
DL460430B	black	with HDR halo		849.99 set



OE style lens

clear style lens



chrome - without halo

chrome - with solid halo

black - with dashed halo

chrome - with HDR halo

DL575100 - chrome without halo

DL576100 - chrome without halo

DL575200B - black with halo

DL575400B - black with HDR halo

chrome side view

black side view

chrome back view

black back view

1958-77 575 Projector Headlamps

Dapper Lighting 575 projector headlamp assemblies. The Halogen 575 the slimmest 5-3/4" projector headlamp design on the market. Designed to be a replacement for stock sealed beams, these lights fit into most classic car headlight buckets without any modification. The wiring plugs right into your OEM socket and there's no need to modify your existing wiring. They feature a 10,000 RPM cooling system and adaptive power control for increased longevity, performance, and visibility. The factory original look is achieved with their unique

curved glass partial Fresnel lens with a special clear center to ensure the output is clean and crisp. These replacement bulbs feature clear or OE style glass lenses, Bi-LED projectors, and a slim flat base design (3.2" deep without bulb). These features eliminate the extra wiring and bucket modifications associated with HID lighting. They offer a quick and clean install and a significant increase in performance, reliability, and safety. Available with clear or black lenses and with or without halos. The halos are available in solid, dashed, and HDR styles.

Clear Lens

Halogen Headlamps - Set of 4			
DL575100	chrome	without halo 709.99 set
DL575100B	black	without halo 709.99 set
DL575200	chrome	with solid halo 789.99 set
DL575200B	black	with solid halo 789.99 set
DL575300	chrome	with dashed halo 869.99 set
DL575300B	black	with dashed halo 869.99 set
DL575400	chrome	with HDR halo 949.99 set
DL575400B	black	with HDR halo 949.99 set

17 Watt LED Headlamps - Set of 4

DL575113	chrome	without halo 639.99 set
DL575113B	black	without halo 639.99 set
DL575213	chrome	with solid halo 719.99 set
DL575213B	black	with solid halo 719.99 set
DL575313	chrome	with dashed halo 899.99 set
DL575313B	black	with dashed halo 899.99 set
DL575413	chrome	with HDR halo 879.99 set
DL575413B	black	with HDR halo 879.99 set

30 Watt LED Headlamps - Set of 4

DL575130	chrome	without halo 699.99 set
DL575130B	black	without halo 699.99 set
DL575230	chrome	with solid halo 779.99 set
DL575230B	black	with solid halo 779.99 set
DL575330	chrome	with dashed halo 969.99 set
DL575330B	black	with dashed halo 969.99 set
DL575430	chrome	with HDR halo 939.99 set
DL575430B	black	with HDR halo 939.99 set

OE Style Lens

Halogen Headlamps - Set of 4			
DL576100	chrome	without halo 814.99 set
DL576100B	black	without halo 814.99 set
DL576200	chrome	with solid halo 894.99 set
DL576200B	black	with solid halo 894.99 set
DL576300	chrome	with dashed halo 974.99 set
DL576300B	black	with dashed halo 974.99 set
DL576400	chrome	with HDR halo 1054.99 set
DL576400B	black	with HDR halo 1054.99 set

17 Watt LED Headlamps - Set of 4

DL576113	chrome	without halo 749.99 set
DL576113B	black	without halo 749.99 set
DL576213	chrome	with solid halo 819.99 set
DL576213B	black	with solid halo 819.99 set
DL576313	chrome	with dashed halo 799.99 set
DL576313B	black	with dashed halo 799.99 set
DL576413	chrome	with HDR halo 989.99 set
DL576413B	black	with HDR halo 989.99 set

30 Watt LED Headlamps - Set of 4


DL576130	chrome	without halo 799.99 set
DL576130B	black	without halo 799.99 set
DL576230	chrome	with solid halo 889.99 set
DL576230B	black	with solid halo 889.99 set
DL576330	chrome	with dashed halo 969.99 set
DL576330B	black	with dashed halo 969.99 set
DL576430	chrome	with HDR halo 1049.99 set
DL576430B	black	with HDR halo 1049.99 set

BODY COMPONENTS

Headlamp Components

New!

JW SPEAKER



Evolution LED Headlamp

JW Speaker Evolution LED headlights deliver an upgraded replacement solution for sealed beam headlights. These unique looking headlights produces 50% more light than previous models with improved plug and play installation. They feature clear polycarbonate lenses, durable die-cast aluminum housings and a choice of black or chrome bezel. Sold individually. Wiring harnesses sold separately.

5-3/4" Evolution LED Headlamps		
JW01	w/o halo	299.99 ea
JW01D	white halo	339.99 ea
JW01T	white/amber halo	399.99 ea
4" x 6" Evolution 2 - Model 8800		
JW03B	black bezel	249.99 ea
JW03C	chrome bezel	249.99 ea
JW13B	black bezel	249.99 ea
JW13C	chrome bezel	249.99 ea
Anti-Flicker Dual Burn Harnesses - Model 8700		
JW8700H13	H4/H13	99.99 ea
JW8700H4	H4/H4	99.99 ea
High/Low Beam Harnesses - Model 8800		
JW8800H	high beam	29.99 ea
JW8800L	low beam	29.99 ea



1994-96 Headlamp Covers

In addition to added style, these covers protect against dirty driving hazards. The front covers include all mounting hardware and detailed installation instructions. There is no drilling or body modifications necessary.

150159S	1994-96	smoke	79.99 pr
150159C	1994-96	clear	79.99 pr



Chrome "Cat Eye" Headlamp Cover

Add an extra dose of style to your classic by slipping these chrome "Cat Eye" covers over your headlights. CP500343 for 5-3/4" headlamp 16.99 pr



T9514 - installed



Headlamp Half Moon Shields

Headlamp half moon shields were a favorite of hot rodders, allowing them to use high beams without blinding traffic while adding a cool, custom look. Fits 5-3/4" headlamp bulbs.

T9514	chrome	11.99 pr
CP500347	polished stainless	15.99 pr



Stainless Steel Headlamp Visor

These plain visors attach to the upper portion of the headlamp and is held in by the retaining ring. Available in polished stainless steel For 5-3/4" headlamp bulbs.

C10468	standard	9.99 ea
C10531	extended	11.99 ea

New!



1991-93 Fog Lamp Relay

Classic Industries® offers a replacement fog lamp relay for 1991-93 Caprice models.

D158260	1991-93	Caprice	13.99 ea
---------	---------	---------	----------

OER AUTHORIZED



1958-85 Headlamp Socket

Replace missing, cracked or brittle plastic headlamp sockets with this quality reproduction. This socket also has 10" wire leads to connect the bulb to the wire harness. Available in 3 prong or 2 prong units. Fits 1958-85 full size models.

WE303	1958-85	3 prong	4.99 ea
WE311	1958-85	2 prong	5.99 ea



1968-89 Headlamp Vacuum Line Filter

OER® hidden headlamp vacuum line filter for 1968-69 Caprice, and Impala models with hidden headlamps.

5638432	1968-69	filter	5.99 ea
---------	---------	--------	---------



1968-89 Caprice Hidden Headlamp Check Valve Assembly

OER® hidden headlamp vacuum check valve for 1968-69 Caprice models with hidden headlamps.

3926296	1968-69	check valve	10.99 ea
---------	---------	-------------	----------



1968-89 Hidden Headlamp Relay Switch

Reproduction vacuum actuated headlamp relay switch assembly for 1968-69 Caprice models with hidden headlamps. Enables the headlamp door to open and close when activated. Cosmetically correct reproduction and will allow your headlights to operate as original.

5638498	1968-69		69.99 ea
---------	---------	--	----------

New!



1969 Headlamp Washer Valve Solenoid

Reproduction headlamp washer valve solenoid for 1969 Impala models. This solenoid works in conjunction with the washer pump and motor. It bolts to the wiper motor, and the hose connects from the washer pump solenoid to the nozzle by the headlamps. When you activate the washer pump, it squirts washer fluid on the headlamps to clean them. This is made with correct white nozzle, black body, and silver bracket. A correct part for the correct restoration.

4919653	1969		179.99 ea
---------	------	--	-----------

Headlamp Components

OER AUTHORIZED



MX01133

Headlamp Wiring Harness Upgrade

Our wiring harness set upgrades the thin stock headlamp wiring on your vehicle, providing your new bulbs with maximum power and decreasing the chance of overloading (and possibly melting) your stock wiring and headlamp connectors. Power will be drawn directly from your battery, eliminating voltage drops and ensuring headlamp system reliability. Two 30 amp relays provide added protection for your headlamp switch and wiring harness.

9005/9006		
MX01131	for 4 bulb system	24.99 set
H4		
MX01132	for 2 headlamp system.....	24.99 set
MX01133	for 4 headlamp system.....	24.99 set

PAINLESS



30817

Halogen Headlamp Harness

Our headlamp harnesses draw power directly from the battery, through a relay, to the headlamps, providing full power to your H4 conversion headlamps or Halogen sealed beams. They are made with TXL high temp wire, weather resistant 30 amp fuse, and two 40 amp weather resistant relays capable of handling up to 150 watts. #30816 is for use on vehicles with a 2 headlamp system using dual filament sealed beams or H4 headlamp conversions. #30817 is for use on vehicles with a 9005 and 9006 bulb on each side.

30816	for 9004 & 9007 Halogen bulbs...	109.99 ea
30817	for 9005 & 9006 Halogen bulbs...	149.99 ea

New!



end details

1958-76 Quad Low/Quad High Harness

Quad Hi-Low: in 4 headlight systems it is common to have a dedicated low and high beam per side. With these splitters, you can now wire the system to work in parallel so that there are 4 low beams and 4 high beams.

H810	1958-76 H4M > H4F/H4F...	20.99 pr
------	--------------------------	----------



14014



15390

1958-76 Headlamp Mounting Bucket Set

OER® headlamp mounting sets for 1958-76 Chevrolet full size models. These sets include: 4 stainless headlamp bulb retaining rings, 4 EDP coated headlamp buckets "square hole 3 tab" or "round hole 2 tab" style, and the screws needed to secure the trim rings to the buckets.

14014	1958-66	2 tab	99.99 set
15390	1965-76	3 tab	92.99 set



5950506

5950500



5950513


5950507

1958-76 Headlamp Mounting Bucket

OER® original style headlamp mounting buckets for 1958-76 full size models. The buckets are the square hole, 3 tab retaining ring design. Manufactured from stamped steel to factory specifications and black EDP coated for rust prevention.

Inner			
5950506	1958-71	LH	29.99 ea
5950500	1958-71	RH	29.99 ea
5950500	1972-76	LH	29.99 ea
5950506	1972-76	RH	29.99 ea

Outer			
5950513	1958-64	LH	29.99 ea
5950507	1958-64	RH	29.99 ea
5950507	1965-66	LH	29.99 ea
5950513	1965-66	RH	29.99 ea
5950507	1967-68	LH	29.99 ea
5950507	1967-68	RH	29.99 ea
5950507	1969-76	LH	29.99 ea
5950513	1969-76	RH	29.99 ea



bracket detail

New!

1961 Headlight Bezel Mounting Bracket Set

Replacement headlight bezel to bucket mounting bracket set for 1961 Chevrolet full size models. Set includes: 4 headlight bezel brackets, 4 J-nuts and 8 rivets. Includes the brackets for 1 inner and 1 outer headlight bezel. 2 sets are required per vehicle.

L19136	1961 LH or RH	56.99 set
--------	---------------------	-----------



K6400

K6500

C1047

1964-67 Headlamp Bezel Lower Retainer Clip

OER® reproduction lower headlamp bezel clips for 1964-67 GM full size models. Manufactured from injection molded plastic as original. These clips rivet on to the grill and help retain the headlamp bezel in place. One lower bezel clip required per bezel. 4 required per vehicle.

K6400	1964.....	1.99 ea
K6500	1965.....	1.99 ea
C1047	1966-67.....	1.99 ea

OER AUTHORIZED



1967-90 Headlamp Bezel Nylon Anchor Nut

Attachment nut for 1967-90 B-Body headlamp bezels. #8 screw, fits 5/16" square hole. Use as required.

347347	1967-90 nylon anchor nut.....	1.99 ea
--------	-------------------------------	---------



2027

SW500



SW360K

1968-69 Headlamp Bezel Screw

Reproduction headlamp bezel screw for 1958-69 models. Used to mount the bezel to the body.

#8 x 1/2" with #6 Head - Chrome		
2027	1958-69 individual.....	.79 ea
#8 x 3/4" with #6 Head - Black		
SW500	1966-69 individual.....	.49 ea
SW500K	1966-69 10 piece set.....	2.99 set

Headlamp Bezels



B238500



B239000

1958-59 Full Size Headlamp Bezels

Reproduction headlamp bezels for 1958-59 Impala and 1959 El Camino models. Each bezel is correctly stamped in bright finished aluminum to factory specifications and feature the correct contours for an original fit and appearance.

B238500 1958 LH and RH 111.99 pr
B239000 1959 LH and RH 124.99 pr

OE[®] AUTHORIZED



1961 Full Size Headlamp Bezels

Reproduction headlamp bezels for 1961 Impala and full size models. Manufactured to factory specifications in stamped aluminum and polished to a bright finish. Includes LH and RH headlight bezels. Sold in pairs.

B2566 1961 LH and RH 139.99 pr

OE[®] AUTHORIZED



1962 Full Size Headlamp Bezels

Superb quality reproduction headlamp bezels for 1962 Chevrolet Impala, Bel Air, and Biscayne models. Each bezel is manufactured in stamped aluminum that replicates the original in quality, design and fitment. Will install as original replacing the old or damaged originals. Sold in pairs. Includes LH and RH bezels.

B239380 1962 LH and RH 149.99 pr

OE[®] AUTHORIZED



1963 Full Size Headlamp Bezels

Reproduction front headlight bezel set for 1963 Impala, Bel Air, and Biscayne models. Set is manufactured in stamped aluminum featuring a bright polished finish offering an original fit and appearance. Set of 4 bezels (2 LH and 2 RH).

K104 1963 4 piece 140.99 set



OE[®]

K500

1964 Full Size Headlamp Bezels

Reproduction headlamp bezel set for 1964 Chevrolet Impala, Bel Air, and Biscayne models. Manufactured in quality aluminum replicating the original in quality and design. Set includes 4 bezels for the LH and RH sides. One set required per vehicle.

Note: Refer to part number K6400 for headlight bezel mounting clips (4 clips required).

K500 1964 4 piece set 69.99 set
3830697 1964 individually 16.99 ea



OE[®]

1965 Full Size Headlamp Bezels

Reproduction headlight bezel set for 1965 Bel Air, Biscayne, and Impala models. Each bezel is manufactured in stamped aluminum including a bright polished finish offering an original appearance. Includes correct mounting holes for installation.

K512 1965 4 piece 139.99 set

OE[®] AUTHORIZED



1966 Full Size Headlamp Bezels

Reproduction headlamp bezels for 1966 Impala, Bel Air, Biscayne, and Caprice models. Each bezel is manufactured from stamped aluminum and replicates the original in quality and fit. Features correctly painted accents that match the GM original offering authenticity. Sold in pairs.

C1724 1966 LH and RH 114.99 pr

OE[®]



1967 Full Size Headlamp Bezels

Reproduction headlamp bezels for 1967 Chevrolet Impala, Bel Air, Biscayne, and Caprice models. Each headlight bezel is manufactured in quality stamped aluminum that replicates the original in fit and appearance. Features correctly painted black and silver design for an authentic appearance. Sold in pairs. Includes LH and RH bezels.

3885963 1967 LH and RH 139.99 pr



New!

OE[®]

3917467

3917468

1968 Full Size Headlamp Bezel

Reproduction headlamp bezel designed for 1968 Impala, Caprice, Bel Air, and Biscayne models. This quality reproduction is designed to replace the original bezel exactly! Manufactured in quality die-cast zinc featuring a bright chrome-plated finish to replicating the original in quality, design, and fitment.

3917467 1968 LH 149.99 ea
3917468 1968 RH 149.99 ea



OE[®]

3964555

1969 Impala Headlamp Bezel

Reproduction headlamp bezels for 1969 Impala models. Manufactured as original for a perfect fit and appearance.

3964555 1969 LH 99.99 ea
3964556 1969 RH 99.99 ea

OE[®]




1979 Caprice Headlamp Bezels

Reproduction front headlamp bezel for 1979 Chevrolet Caprice models. Headlight bezels are manufactured to OE specifications. Will fit and install same as original. Features chrome and black finish and correct mounting points for installation.

4757401 1979 LH and RH 119.99 pr

OE[®] AUTHORIZED



B1348




B1352

1981-90 Caprice Headlamp Bezel

Reproduction headlamp bezels for 1981-90 Caprice models. Each bezel is finished in chrome with black painted details (when applicable) as original.

B1349 1981-85 LH 21.99 ea
B1348 1981-85 RH 21.99 ea
B1353 1986-90 LH 26.99 ea
B1352 1986-90 RH 26.99 ea

Headlamp Components



1958-86 Headlamp Retaining Ring

OE® reproduction headlight retaining ring designed for various GM models. The headlamp ring is manufactured in stainless steel offering authenticity and an original appearance. Features correct mounting points and replaces the original exactly. Sold individually. Use as required.

5954892	1958-76	3 tab	17.99 ea
5973455	1976-85	rectangular-black	19.99 ea
5966170	1976-86	rectangular	9.99 ea



A9400115



SW300



B1152

1958-86 Beam Retaining Ring Screw

Correct headlamp retaining ring screws for 1958-86 full size models. Holds the headlamp beam in place. Use as required.

Zinc 8-32 x 5/16" - Replaces GM #924552 & 5959530			
A9400115	1958-76	6 piece	5.29 set

Black 8-32 x 3/8" - Replaces GM #5966249			
SW300	1977-86	individual	.99 ea

8-32 X 5/16 Slotted Pan Screw			
B11522	1958-86	individual	.99 ea

OE® AUTHORIZED



TF400533

6027292

B10963

1958-76 Headlamp Beam Adjusting Spring

Correct adjusting spring for 1958-76 Chevrolet full size models. 4 required per vehicle.

TF400533	1958-63	2.49 ea
6027292	1967	3.99 ea
B10963	1968-76	3.99 pr

OE® AUTHORIZED



A5788

9851

A1026


A1025

1962-78 Headlamp Adjusting Nut

Correct adjusting nut designed for headlamp. Can be used with any of the listings below. 8 required per vehicle.

A5788	1962-68	all	.99 ea
9851	1969-75	all	.89 ea
A1026	1976-77	all	1.49 ea
A1025	1977-78	all	1.99 ea

OE® AUTHORIZED



B1435



B1436



B1437

1958-75 Headlamp Adjuster Set

The correct hardware will make your installation easier with replacement headlamp adjuster sets for 1958-75 full size Chevrolet models. All sets include adjuster screws and nuts for both right and left sides.

For Both LH and RH Sides			
B1435	1958-61	64 piece	24.99 set
B1436	1962-68	16 piece	14.99 set
B1437	1969-75	16 piece	13.99 set

OE® AUTHORIZED



A5789



596686

1958-86 Headlamp Adjusting Screw & Nut

Reproduction type nut and screw assembly for headlamp beam adjustment. This nut and screw assembly mounts directly to the headlamp housing and enables the headlamp beam to be aimed correctly.

A3178	1958-61	1" screw - 8 piece	2.49 ea
A5789	1962-68	1" screw	1.99 ea
596686	1967-68	1-1/2" screw	1.99 ea
G1832	1979-86	1-1/2" screw - GM	16.99 ea



152912

1959 Headlamp Bucket Mounting Panel

Reproduction headlamp bucket mounting panel for 1959 Chevy full size models. These pieces mounted to the front side of the front fenders and are used to complete the headlamp mounting area.

152912	1959	LH	109.99 ea
152913	1959	RH	109.99 ea

OE® AUTHORIZED



B14012

1962 Headlamp Body/Signal Housing

Replace your rusted out or missing headlamp body/signal housings with these reproduction pieces.

B14012	1962	LH	128.99 ea
B14011	1962	RH	128.99 ea



MA2098 B11620 B11489 B11108 B11493 B11495

Replacement Lens Screws

Replacement lens screws for various GM vehicles. Available in standard or shouldered. Most 1964 and older vehicles used the standard type, most 1965 and newer vehicles used the shouldered type.

Standard Lens Screws

Chrome-Plated Stainless Steel - 4 Piece Set			
MA2098	8-32 x 13/16"		4.99 set
B11620	8-32 x 1"		4.99 set

Shouldered Lens Screws

Chrome-Plated Stainless Steel - 4 Piece Set			
B11489	8-32 x 5/8", 11/32" shoulder	4.99 set	
B11108	8-32 x 11/16", 3/8" shoulder	4.99 set	
B11493	8-32 x 11/16", 5/16" shoulder	4.99 set	
B11495	8-32 x 3/4", 7/16" shoulder	4.99 set	
B11488	8-32 x 7/8", 1/2" shoulder	4.99 set	
B10402	8-32 x 7/8", 9/16" shoulder	4.99 set	
K5241	8-32 x 1", 5/8" shoulder	5.99 set	
B10403	8-32 x 1-1/8", 5/8" shoulder	4.99 set	
B10550	8-32 x 1-5/16", 15/16" shoulder	6.99 set	

Black Painted Stainless Steel - 4 Piece Set			
B11488A	8-32 x 7/8", 1/2" shoulder	4.99 set	

Chrome-Plated Stainless Steel - 6 Piece Set			
K5242	8-32 x 1", 5/8" shoulder	7.99 set	

Chrome-Plated - 4 Piece Set			
C104	8-32 x 5/8", 3/8" shoulder	5.99 set	
5960939	8-32 x 11/16", 3/8" shoulder	5.99 set	
A9400119	8-32 x 15/16", 5/8" shoulder	5.99 set	

Chrome-Plated - 8 Piece Set			
5962696	8-32 x 15/16", 1/2" shoulder	9.99 set	

Park Lamps

OER AUTHORIZED



B11710A

B11708

1964-68 Park Lamp Assembly

Reproduction park lamp assemblies for 1964-68 Chevrolet full size models. These park lamp assemblies including the housing, lens and wire lead. Sold as a pair.

B11710A 1964 LH and RH amber 56.99 pr
B11710C 1964 LH and RH clear 56.99 pr
B11708 1968 LH and RH amber 115.99 pr



1958 Park Lamp Lens

Reproduction park lamp lens for 1958 Chevrolet full size models. Each lens is manufactured in quality injection molded UV stable clear acrylic plastic to OE specifications. 4 lenses required. Sold individually.

B403000 1958 clear 9.99 ea

OER AUTHORIZED



3390194



3393066



3400280

1959-67 Clear Park Lamp Lens

OER® Authorized park lamp lenses for 1959-67 Chevrolet full size models and 1959-60 El Camino models. Each lens is manufactured in quality injection molded UV stable clear acrylic plastic to OE specifications. Sold as pairs.

Note: *Sold individually, 2 required.

B403250 1959 19.99 pr
B403300 1960 24.99 pr
5951966* 1961 12.99 ea
748737 1962 24.99 pr
748737 1963 24.99 pr
5954968C 1964 18.99 pr
3390194 1965 29.99 pr
3393066 1966 29.99 pr
3400280 1967 29.99 pr

OER AUTHORIZED



B403255



B403310



748736



748738



5954968



5954968X



5956277



5957569



5958804

1959-67 Amber Park Lamp Lenses

OER® Authorized park lamp lenses for 1959-67 Chevrolet full size models and 1959-60 El Camino models. Each lens is manufactured in quality injection molded UV stable amber acrylic plastic to OE specifications. Sold as pairs.

Note: *Without markings.

B403255 1959 16.99 pr
B403310 1960 24.99 pr
748736 1962 24.99 pr
748738 1963 19.99 pr
5954968 1964 16.99 pr
5954968X* 1964 9.99 pr
5956277 1965 29.99 pr
5957569 1966 29.99 pr
5958804 1967 29.99 pr



B2070



B9107

1968-69 Park Lamp Lenses

Reproduction park lamp lenses for 1968-69 Chevrolet full size models. Each lens is manufactured in quality injection molded UV stable amber acrylic plastic to OE specifications.

B2070 1968 LH and RH 17.99 pr
B9107 1969 LH or RH 7.99 ea



A1955L

1958 Park Lamp Bezel

Reproduction park lamp bezels for 1958 Chevrolet full size models. These chrome-plated die-cast bezels are manufactured to factory specifications for an authentic fit and original appearance.

A1955L 1958 LH 219.99 ea
A1955R 1958 RH 219.99 ea



1959 Park Lamp Bezels

Reproduction park lamp bezels for all 1959 Chevrolet full size models. Manufactured from bright finished aluminum to factory specifications featuring correct contours for an original fit and appearance. Sold in pairs.

CX2085 1959 LH and RH 93.99 pr



1959 Park Lamp Housing Seals

Reproduction molded rubber park lamp housing outer seals for 1959 Chevrolet full size models. Sold in pairs.

OE Style Molded EPDM Rubber Seals

RD2086 1959 LH and RH 93.99 pr



W2165



W2168

1962-70 Park Lenses Gaskets

Correct-die-cut park lamp lens gaskets. Each gasket will replace the original exactly and help prevent moisture or road elements from entering and causing damage. Sold in pairs. Made in USA.

Park Lamp Lens
W2165 1962 5.99 pr
W2167 1963 5.99 pr
W2168 1964 5.99 pr
K4151 1965 6.99 pr
W2388 1966 5.99 pr
W2382 1967 6.99 pr
W2384 1968 5.99 pr
W23891 1970 9.99 pr

Park Lamp Housing to Bumper

W2169 1964 8.99 pr

Park Lamp/Side Markers



1960 Park Lamp Housing

Reproduction park lamp housing for 1960 models. Sold as each and will fit left or right hand side.

C1711 1960 LH or RH..... 29.99 ea



C1710

1963-64 Park Lamp Housing

OE[®] park lamp housings for 1963-64 Chevrolet full size models. These housings are manufactured from stamped steel to factory specifications for an original fit and appearance. Fits LH or RH side.

C1710 1963 LH or RH..... 19.99 ea
910271 1964 LH or RH..... 24.99 ea



A11154

WE341

1969-96 Park Lamp Bulb Socket

Replace missing, cracked, or brittle park and turn signal bulb sockets with one of these quality reproductions. These sockets have lugs that lock into the lamp body as well as 10° of lead wire.

A11154 1969-81 all..... 5.99 ea
WE341 1977-85 Impala..... 5.99 ea
WE341 1986-93 Caprice..... 5.99 ea
WE393 1991-92 Caprice - front..... 24.99 ea
WE341 1994-96 Impala - rear..... 5.99 ea



G6764

A13558

WE312

WE410

1968-96 Side Marker Lamp Socket

Quality original and replacement side marker lamp sockets. These sockets lock into the lamp body and include 10° of lead wire

ACDelco
G6764 1968-80 rear..... 56.99 ea
Reproduction
A13558 1968-90 front..... 5.99 ea
WE312 1986-90 front - wagon..... 6.99 ea
WE350 1991-92 rear - 90 degree..... 4.99 ea
WE410 1991-96 front..... 14.99 ea



CX2083



B6703

1967 Corner Lamp Bezels and Lenses

Replacement corner lamp bezels and lenses for 1967 Caprice models. The chrome-plated die-cast bezels are manufactured to factory specifications for an authentic fit and original appearance. The 1967 lenses are the correct opaque white color and feature the factory "SAE" and "Guide" markings. Sold in pairs.

CX2083 1967 bezels..... 119.99 pr
B6703 1967 lenses..... 19.99 pr



1968 Corner Lamp Lens

Replacement corner lamp lenses for 1968 Chevrolet full size models. Manufactured to factory specifications for an authentic fit and original appearance. The lenses are manufactured in clear acrylic plastic with silver accents.

14032 1968 LH..... 26.99 ea
14033 1968 RH..... 26.99 ea



1968 Rear Marker Lamp Assembly

Reproduction rear side marker lamp sets for 1968 Chevrolet full size models. Features correct red acrylic lenses, chrome-plated die-cast bezels and lens to body gaskets. Sold as a pair.

All Except Station Wagon
152608 1968 LH and RH..... 129.99 pr



K70



911052

1968-69 Front Side Marker Lens

Front side marker assemblies for 1968-69 full size models. Each side marker lens and housing is manufactured to OE specifications with an injection molded UV stable acrylic lens for an original fit and appearance.

K70 1968 clear..... 12.99 ea
911052 1969 amber..... 14.99 ea

RESTORATION



914191

914192

1980-90 Rear Side Marker

OE[®] reproduction rear side marker assemblies for 1980-90 Impala/full size Chevrolet models. Manufactured using Genuine GM tooling.

914191 1980-90 LH..... 39.99 ea
914192 1980-90 RH..... 39.99 ea



915435

915436

748619

1981-85 Front Side Marker

OE[®] front side marker lamp assemblies for 1981-85 Chevrolet full size models. These complete assemblies are manufactured to factory specifications and feature the complete housing and injection molded acrylic lens. Attaching thread cutting palms are available separately. One pair required per assembly.

915435 1981-85 LH..... 39.99 ea
915436 1981-85 RH..... 39.99 ea
748619 1981-85 palms - 2 piece..... 1.99 pr

Side Marker Components



1987-90 Side Marker Lamp

Reproduction 1987-90 Caprice side marker lamp assembly. Will fit and install as original.

B181860	1987-90	LH	11.99	ea
B181859	1987-90	RH	11.99	ea

OER AUTHORIZED



B1385 - detail with cornering lamp



B1389

1991-96 Side Marker Lamp

Reproduction 1991-96 Caprice side marker lamp housings. We offer both versions of the side marker lamps. With or without the optional cornering lamp assemblies.

With Cornering Lamp

B1385	1991-96	LH	reproduction	19.99	ea
B1384	1991-96	RH	reproduction	19.99	ea

Without Cornering Lamp

B1389	1991-96	LH	reproduction	22.99	ea
B1388	1991-96	RH	reproduction	22.99	ea



1968 Rear Side Marker Lens

Rear side marker assembly for 1968 full size station wagon models. Each side marker lens and housing is manufactured to factory specifications and features an injection molded UV stable red acrylic lens.

Station Wagon

K71	1968	12.99	ea
-----	------	-------	-------	----



CP50029C



CP50029A CP50029B CP50029D CP50029E CP50029F

3 LED Mini Clearance/Marker Lamp

These 3 LED mini clearance/marker lamp add a custom touch to your classic ride. Requires a 13/16" hole for installation.

Note: Fabrication may be required for installation.

CP50029A	amber LEDs w/amber lens	8.99	ea
CP50029C	amber LEDs with clear lens	8.99	ea
CP50029B	red LEDs with red lens	8.99	ea
CP50029D	red LEDs with clear lens	8.99	ea
CP50029E	blue LEDs with clear lens	11.99	ea
CP50029F	white LEDs with clear lens	9.99	ea



K72



CM4521



CM4522



748857



CM2877

CM2878



748859



748862

1968-69 Side Marker Lamp Bezels

Reproduction front side marker lamp bezels for 1968-69 full size models. These chrome-plated die-cast bezels are manufactured to factory specifications for an authentic fit and original appearance. Features correct black painted details where applicable.

6 Cylinder

K72	1968-69	6 cyl. - OER®	7.99	ea
V8					
CM4520	1968	307	98.99	pr
CM4521	1968	327	98.99	pr
CM4522	1968	350	98.99	pr
748857	1968-69	396	89.99	pr
748858	1968-69	427	64.99	pr
CM2876	1969	350	98.99	pr
CM2877	1969	396	98.99	pr
CM2878	1969	427	98.99	pr

V8 Custom

748859	1968-69	502	79.99	pr
748860	1968-69	SS 396	109.99	pr
748861	1968-69	SS 427	109.99	pr
748862	1968-69	SS 502	109.99	pr



CM2735

1968-69 Rear Marker Lamp Bezels

Reproduction rear side marker bezels for 1968-69 full size models. These chrome-plated die-cast bezels are manufactured to factory specifications for an authentic fit and original appearance.

All Except Station Wagon

CM2735	1968	reproduction	91.99	pr
CM2890	1969	reproduction	87.99	pr

Station Wagon

K72	1968	OER®	7.99	ea
-----	------	------	-------	------	----



1968-69 Side Marker Bezel Seals

Side marker bezels to body seals for 1968-69 front fenders with 6 cylinder engines or the rear quarter panel for 1968 station wagons. Sold in pairs.

K837	1968-69	7.99	pr
------	---------	-------	------	----



1968 Front Side Marker Bezel Gaskets

Die-cut rubber gaskets for the V8 front side marker lamp bezels with engine size designation. Each gasket is an exact replacement. Sold in pairs.

K4166	1968	6.99	pr
-------	------	-------	------	----



W23842


W23841

1968 Side Marker Lens Gaskets

Correct die-cut side marker lens assembly to body gaskets. Each gasket will replace the original exactly and help keep moisture out of the lamp assemblies.

W23842	1968	front	8.99	pr
W23841	1968	rear	6.99	pr


Taillamp Kits



1958 Impala Taillamp Set

Reproduction 1958 Impala taillamp assembly set. Manufactured to factory specifications for an original fit and appearance. Set includes: 4 taillamp lenses, 2 back-up lamp lenses, 6 chrome bezels with housings, lens gaskets, and lens mounting screws.

A1940 1958 Impala..... 354.99 set



1959 Impala Taillamp Kit

Reproduction taillamp kit for 1959 Impala models. Manufactured to factory specifications for an original fit and appearance. Kit includes: 2 taillamp lenses, 2 back-up lenses, 1 pair of aluminum bezels, 1 set of stainless lens trim, housing gaskets, and lens gaskets.

Note: Will also fit Bel Air and Biscayne models, the stainless steel lens trim was original for Impala models only.

881306 1959 Impala..... 321.99 kit



1960 Impala Taillamp Kit

Reproduction taillamp kit for 1960 Impala models. Manufactured to factory specifications for an original fit and appearance. Kit includes: 4 taillamp lenses, 2 back-up lenses, 4 taillamp housings, 2 back-up housings, housing to body gaskets, and lens gaskets.

881307 1960 Impala..... 219.99 kit



1961 Impala Taillamp Kit

Reproduction taillamp kit for 1961 Impala models. Manufactured to factory specifications for an original fit and appearance. Kit includes: 4 taillamp lenses, 2 back-up lenses, 6 taillamp lens trim, 6 taillamp housings, inner housing to body gaskets, outer housing to body gaskets, and lens to housing gaskets.

881308 1961 Impala..... 207.99 kit



1962 Impala Taillamp Kit

Reproduction taillamp kit for 1962 Impala models. Manufactured to factory specifications for an original fit and appearance. Kit includes: 4 taillamp lenses, 2 back-up lamp lenses, 6 chrome lens trim rings, 6 bright finished aluminum housings, 6 lens gaskets, and housing to body gaskets.

881314 1962 Impala..... 252.99 kit




1963 Impala Taillamp Kit

Reproduction taillamp kit for 1963 Impala models. Manufactured to factory specifications for an original fit and appearance. Kit includes: 4 taillamp lenses, 2 back-up lamp lenses, 6 chrome lens trim rings, 6 bright finished aluminum housings, 6 lens gaskets and inner and outer housing to body gaskets.

*Note: *Does not include aluminum buses or gaskets.*

B6301* 1963 Impala..... 109.99 kit
B6301B 1963 Impala..... 299.99 kit



1964 Impala Taillamp Kit

Reproduction taillamp kit for 1964 Impala models. Manufactured to factory specifications for an original fit and appearance. Kit includes: 4 taillamp lenses, 2 back-up lamp lenses, 6 chrome lens trim rings, 6 bright finished aluminum housings, 6 housing retainer brackets, 6 lens gaskets, and housing to body gaskets.

881313 1964 Impala..... 259.99 kit



1965 Impala Taillamp Kit

Reproduction taillamp lens kit for 1965 Impala models. Manufactured to factory specifications for an original fit and appearance. Kit includes: 4 taillamp lenses with trim, 2 back-up lenses with trim, 6 taillamp housings, 6 chrome outer taillamp bezels, 6 housing to body gaskets, and lens gaskets.


881309 1965 Impala..... 299.99 kit



1966 Impala Taillamp Kit

Reproduction taillamp kit for 1966 Impala models. Manufactured to factory specifications for an original fit and appearance. Kit includes: 2 taillamp lenses, 2 back-up lenses, 2 chrome-plated taillamp bezels, 2 housing to body gaskets, and lens gaskets.

881310 1966 Impala..... 186.99 kit



1967 Impala Taillamp Kit

Reproduction taillamp kit for 1967 Impala models. Manufactured to factory specifications for an original fit and appearance. Kit includes: 2 taillamp lenses, 2 chrome-plated taillamp bezels, 2 housing to body gaskets, and lens gaskets.

881311 1967 Impala..... 277.99 kit

Taillamp Lens Sets



881253



881289

1958 Taillamp Lens Set

Reproduction taillamp and back-up lamp lens set for 1958 Chevrolet full size models. Your choice of lens set with or without "SAE" and "Guide" markings.

Impala - 4 Taillamps, 2 Back-Up	
881253	1958 with markings..... 64.99 set
881253A	1958 without markings..... 43.99 set
Bel Air/Biscayne - 4 Taillamps	
881289	1958 with markings..... 45.99 set
881289A	1958 without markings..... 30.99 set



881254



881255

1959 Taillamp Lens Set

Reproduction taillamp and back-up lamp lens set for 1959 Chevrolet full size models. Features "SAE" and "Guide" markings as original.

Note: Not for use on El Camino, station wagon, or sedan delivery models.

Hardtop/Sedan/Convertible - 2 Taillamps, 2 Back-Up	
881254	1959 4 piece..... 70.99 set
El Camino/Station Wagon/Sedan Delivery - 4 Taillamps, 2 Back-Up	
881255	1959 6 piece..... 226.97 set



881256



881257



881290



881291


1960-61 Taillamp Lens Set

OER® Authorized taillamp and back-up lamp lens set for 1960-61 Chevrolet full size models. Features "SAE" and "Guide" markings as original.


Impala - 4 Taillamps, 2 Back-Up	
881256	1960 6 piece..... 51.99 set
881257	1961 6 piece..... 53.99 set
Bel Air/Biscayne - 4 Taillamps, 2 Back-Up	
881290	1960 6 piece..... 43.99 set
Bel Air/Biscayne - 2 Taillamps, 2 Back-Up	
881291	1961 4 piece..... 36.99 set



881258



881259



881261



881292



881260

1962-64 Taillamp Lens Set

OER® Authorized taillamp and back-up lamp lens set for 1962-64 Chevrolet full size models. Features "SAE" and "Guide" markings as original. Lens trim rings available separately unless noted.

*Note: *Includes chrome lens trim.*

Impala - 4 Taillamps, 2 Back-Up	
881258	1962 6 piece..... 53.99 set
881259	1963 6 piece..... 49.99 set
881261	1964 6 piece..... 56.99 set
Bel Air/Biscayne - 2 Taillamps, 2 Back-Up	
881292	1962 4 piece..... 36.99 set
881260*	1963 4 piece..... 58.99 set



881262



881263



881263

1965 Taillamp Lens Set

Reproduction taillamp and back-up lamp lens set for 1965 Chevrolet full size models. Features "SAE" and "Guide" markings as original. 1965 Impala and Bel Air models feature outer chrome trim ring and center chrome bullet.

*Note: Not for use on station wagon models. *Must purchase K3208 trim ring for Bel Air models.*

Impala/Bel Air - 4 Taillamps, 2 Back-Up	
881262	1965 6 piece - OER®..... 146.99 set
Biscayne - 2 Taillamps, 2 Back-Up	
881263*	1965 4 piece..... 49.99 set



881264

1966 Taillamp Lens Set

Reproduction taillamp and back-up lamp lens set for 1966 Impala and Caprice models. Features "SAE" and "Guide" markings as original.

Note: Not for use on station wagon models.

Impala - 2 Taillamps, 2 Back-Up	
881264	1966 4 piece..... 67.99 set
Caprice - 2 Taillamps, 2 Back-Up	
881265	1966 4 piece..... 137.99 set



881266



881267



1967 Taillamp Lens Set

Reproduction taillamp and back-up lamp lens set for 1967 Impala and Caprice models. Features "SAE" and "Guide" markings as original.

Note: Not for use on station wagon models.

Impala - 2 Tail/Back-Up Lamps	
881266	1967 LH and RH..... 37.99 pr
Caprice - 2 Taillamps, 2 Back-Up	
881267	1967 4 piece..... 149.99 set

OER® AUTHORIZED



881268



881288



1968 Taillamp Lens Set

OER® Authorized taillamp and back-up lamp lens set for 1968 Chevrolet full size models. Features "SAE" and "Guide" markings as original.

*Note: Not for use on station wagon models. *Replacement for Biscayne models.*

Impala SS/Impala Custom/Caprice - 4 Taillamps, 2 Back-Up	
881268	1968 6 piece..... 108.99 set
Impala - 4 Taillamps, 2 Back-Up	
881269	1968 6 piece..... 119.99 set
Bel Air/Biscayne - 2 Taillamps, 2 Back-Up	
881288*	1968 4 piece..... 77.99 set

Taillamp Lenses



1969 Taillamp Lens Set

Reproduction taillamp and back-up lamp lens set for 1969 Impala and Caprice models. Each lens is manufactured in quality injection molded UV stable red and clear acrylic plastic to factory specifications.

Note: Replacement for Caprice models which originally featured an outer stainless steel trim ring.

Impala/Caprice - 4 Taillamps, 2 Back-Up
881271 1969 6 piece..... 126.99 set

OER AUTHORIZED



1970 Taillamp Lens Set

OER® Authorized taillamp and back-up lamp lens set for 1970 Impala and Caprice models. Each lens is manufactured in quality injection molded UV stable red and clear acrylic plastic to factory specifications.

Note: Not for use on station wagon models.

153476 1970 6 piece..... 89.99 set



1958 Taillamp Lens

Reproduction taillamp lens for all 1958 Chevrolet full size models. Each lens is manufactured in quality injection molded UV stable red acrylic plastic to factory specifications. Your choice of lens with or without "SAE" and "Guide" markings.

CMA5282 1958 with markings..... 11.99 ea
5954803 1958 without markings 7.99 ea



1959 Taillamp Lens

Reproduction taillamp lens for 1959 Chevrolet full size models. Each lens is manufactured in quality injection molded UV stable red acrylic plastic to factory specifications. Features "Guide" markings as original.

C5901L* 1959 LH..... 25.99 ea
C5901R* 1959 RH..... 25.99 ea

El Camino, Station Wagon, Sedan Delivery
EL30500 1959 4 piece set..... 204.99 set

El Camino, Station Wagon, Sedan Delivery
EL30503 1959 LH inner..... 51.99 ea
EL30502 1959 LH outer..... 61.99 ea

EL30504 1959 RH inner..... 51.99 ea
EL30501 1959 RH outer..... 61.99 ea

RESTORATION

OER AUTHORIZED



5951078

5953731



CMA2251

5954186



5955333



B6503

5956328

1960-65 Taillamp Lens

OER® Authorized taillamp lenses for 1960-65 Chevrolet full size models. Each lens is manufactured in quality injection molded UV stable red acrylic plastic to OE specifications. Features correct "SAE" and "Guide" lettering. (1965 models feature outer chrome trim ring and center chrome bullet).

Note: *Not for use on station wagon models.

Chevrolet Full Size - All

5951078 1960-61 LH or RH..... 8.99 ea
5953731 1962 LH or RH..... 8.99 ea

Bel Air/Biscayne
CMA2251 1963 LH or RH..... 14.99 ea
B6503* 1965 LH or RH..... 12.99 ea

Impala/Impala SS
5954186 1963 LH or RH..... 7.99 ea
5955333* 1964 LH or RH..... 9.99 ea
5956328* 1965 LH or RH..... 27.99 ea

OER AUTHORIZED



5957718

1966 Taillamp Lens

Reproduction taillamp lenses for 1966 Impala and Caprice models. Each lens is manufactured in quality injection molded UV stable red acrylic plastic to factory specifications.

Note: Not for use on station wagon models.

Impala/Impala SS - OER*
5957717 1966 LH..... 19.99 ea
5957718 1966 RH..... 19.99 ea

Caprice
CMA2251A 1966 LH..... 53.99 ea
CMA2251 1966 RH..... 53.99 ea

OER AUTHORIZED



748769 - Installed



748769

CMA2651A

1967 Taillamp Lens

Reproduction taillamp lenses for 1967 full size models. Each lens is manufactured in quality injection molded UV stable red and clear acrylic plastic to factory specifications.

Note: Not for use on station wagon models.

Impala, Impala SS
748769 1967 LH..... 19.99 ea
748768 1967 RH..... 19.99 ea

Bel Air, Biscayne, Impala Station Wagon
C67031 1967 LH and RH..... 162.99 set

Impala, Bel Air
CMA2650A 1967 LH..... 54.99 ea
CMA2650 1967 RH..... 54.99 ea

Caprice
CMA2651A 1967 LH..... 56.99 ea
CMA2651 1967 RH..... 53.99 ea

RESTORATION

OER AUTHORIZED



5959799

5959865

1968 Taillamp Lens

OER® Authorized taillamp lenses for 1968 Chevrolet full size models. Each lens is manufactured in quality injection molded UV stable red acrylic plastic to OE specifications. Features correct "SAE" and "Guide" lettering.

Note: Not for use on station wagon models.

Impala SS/Impala Custom/Caprice
5959799 1968 LH or RH..... 18.99 ea

Impala/Bel Air
5959865 1968 LH or RH..... 21.99 ea



B9033

B9032

1969 Taillamp Lens

Reproduction taillamp lenses for 1969 Impala and Caprice models. Each lens is manufactured in quality injection molded UV stable red acrylic plastic to factory specifications.

Note: Replacement for Caprice models which originally featured an outer stainless steel trim ring.

B9033 1969 LH or RH inner..... 20.99 ea
B9030 1969 LH outer..... 20.99 ea
B9032 1969 RH outer..... 20.99 ea

Back-Up Lamps

New!

OER AUTHORIZED



5948757



CMA5283

1958 Back-Up Lens



Reproduction clear back-up lens for 1958 full size models. Each lens is manufactured in injection molded acrylic. Your choice of lens with or without "SAE" and "Guide" markings.

5948757	1958	without markings.....	6.99	ea
CMA5283	1958	with markings.....	9.99	ea

RESTORATION

OER AUTHORIZED



5951083



5951995



CMA2059



CMA2261



5954188



B6504



5956430

1960-65 Back-Up Lamp Lens



OER* Authorized back-up lamp lenses for 1960-65 Chevrolet full size models. Each lens is manufactured in quality injection molded UV stable red and clear acrylic plastic to OE specifications. Features correct "SAE" and "Guide" lettering. (1965 Impala models feature outer chrome trim ring and center chrome bullet).

*Notes: *Not for use on station wagon models.*

Impala	5951083*	1960	LH or RH.....	8.99	ea
Chevrolet Full Size - All	5951995	1961	LH or RH.....	9.99	ea
	5953726	1962	LH or RH.....	9.99	ea
Bel Air/Biscayne	CMA2059	1960	LH or RH.....	10.99	ea
	CMA2261	1963	LH or RH.....	17.99	ea
	B6504*	1965	LH or RH.....	14.99	ea
Impala/Impala SS	5954188	1963	LH or RH.....	9.99	ea
	5955335*	1964	LH or RH.....	9.99	ea
	5956430*	1965	LH or RH.....	29.99	ea



1966-67 Back-Up Lamp Lens



Reproduction back-up lamp lenses for 1966 Impala and Caprice models. Each lens is manufactured in quality injection molded UV stable clear acrylic plastic to factory specifications.

Note: Not for use on station wagon models.

Impala/Impala SS	5957876	1966	LH and RH.....	30.99	pr
Caprice	5957876	1966-67	LH and RH.....	30.99	pr

RESTORATION

OER AUTHORIZED



5959825 - installed



5959825



5959866

1968 Back-Up Lamp Lens



OER* Authorized back-up lamp lenses for 1968 Chevrolet full size models. Each lens is manufactured in quality injection molded UV stable red and clear acrylic plastic to OE specifications. Features correct "SAE" and "Guide" lettering.

Note: Not for use on station wagon models.

Impala SS/Impala Custom/Caprice	5959825	1968	LH or RH.....	18.99	ea
Impala/Bel Air	5959866	1968	LH or RH.....	18.99	ea



1969 Back-Up Lamp Lens



Reproduction back-up lamp lenses for 1969 Impala and Caprice models. Each lens is manufactured in quality injection molded UV stable red and clear acrylic plastic to factory specifications.

Note: Replacement for Caprice models which originally featured an outer stainless steel trim ring.

B9042	1969	LH or RH.....	24.99	ea
-------	------	---------------	-------	----



CMA2060A

CMA2150A

CMA2250A



1960-63 Amber Taillamp Lens



Restyle your 1960-63 Chevrolet full size with these European style amber taillamp lenses. Each lens will replace the original and give your vehicle a unique custom look. Made in USA.

CMA2060A	1960-61.....	9.99	ea
CMA2150A	1962.....	8.99	ea
CMA2250A	1963.....	8.99	ea



CM2150C

CM2250C

CM2350C



1962-64 Clear Taillamp Lens



Looking to give your Chevrolet full size a custom look but keep the original appearance. Each lens is manufactured in quality injection molded UV stable clear acrylic plastic to OE specifications. These lenses are for use with colored bulbs or colored LEDs. Made in USA.

CM2150C	1962.....	8.99	ea
CM2250C	1963.....	8.99	ea
CM2350C	1964.....	8.99	ea

New!



1966-67 Back-Up Lamp Housing



Reproduction back-up lamp housing for 1966 Impala and 1966-67 Caprice models. This will replace the back-up lamp housing for the driver side or passenger side. Sold individually. Refer to part #5957876 for lens.

748849	1966-67	LH or RH.....	39.99	ea
--------	---------	---------------	-------	----



1959 Back-Up Housing Gaskets



Reproduction back-up housing gasket that mounts between the back-up housing assembly and the body on 1959 models.

W2075	1959.....	8.99	pr
-------	-----------	------	----

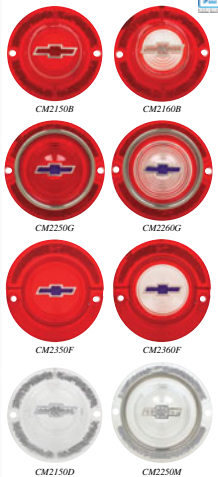
Lamp Assembly J-Nut Retainer



Reproduction #10 metal J-nut. Designed to attach lamp assemblies on various full size models that require a J-nut for attachment. Use as required.

9431531	9.99	ea
---------	-------	------	----

Custom Taillamp Lenses



1962-64 Bow Tie Taillamp Lens

These lenses feature a beautifully raised chrome trimmed Bow Tie emblem. The taillamp lenses are available in your choice of a red or blue Bow Tie and the back-up lenses are available in your choice of a clear or blue Bow Tie. Also available is an all clear lens for use with colored bulbs or LED lights.

Note: 1963 Bow Tie lenses are available with or without chrome trim ring, due to the raised Bow Tie, factory trim rings will not mount to these lenses.

Taillamp Lens with Red Bow Tie

CM2150B	1962	without trim ring.....	22.99 ea
CM2250B	1963	without trim ring.....	22.99 ea
CM2250T	1963	with trim ring.....	23.99 ea
CM2350B	1964	without trim ring.....	22.99 ea

Taillamp Lens with Blue Bow Tie

CM2150F	1962	without trim ring.....	24.99 ea
CM2250F	1963	without trim ring.....	24.99 ea
CM2250G	1963	with trim ring.....	31.99 ea
CM2350F	1964	without trim ring.....	24.99 ea

Back-Up Lens with Clear Bow Tie

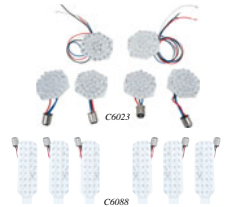
CM2160B	1962	without trim ring.....	22.99 ea
CM2260B	1963	without trim ring.....	23.99 ea
CM2260F	1963	with trim ring.....	29.99 ea
CM2360B	1964	without trim ring.....	22.99 ea

Back-Up Lens with Blue Bow Tie

CM2160F	1962	without trim ring.....	24.99 ea
CM2260F	1963	without trim ring.....	24.99 ea
CM2260G	1963	with trim ring.....	31.99 ea
CM2360F	1964	without trim ring.....	24.99 ea

All Clear Lens with Clear Bow Tie

CM2150D	1962	without trim ring.....	22.99 ea
CM2250D	1963	without trim ring.....	22.99 ea
CM2250M	1963	with trim ring.....	29.99 ea
CM2350D	1964	without trim ring.....	22.99 ea



1958-72 LED Taillamp Circuit Boards


Upgrade your vehicle with the latest technology in automotive lighting. Featuring faster response and brighter illumination than factory lighting, LED taillamps are not only a style upgrade, but also make your vehicle safer by improving your visibility. LED bulbs also use far less electricity and have a far longer life span than incandescent bulbs, offering superior run time and reliability. These solid state circuit boards have an epoxy coating with sealed electronics and plug into your existing harness with the standard 1156 or 1157 socket plug. With the optional sequential taillamp sets, the sequence of lighting can also be changed. Available in a four piece set of red LED boards or a 6 piece set that includes 2 white back-up lamps. Lenses and housings not included. Will work with either factory or reproduction taillamps.

Non-Sequential LED Circuit Boards

C4081	1958	4 red.....	119.99 set
C6081	1958	4 red/2 white.....	179.99 set
C10488L	1959	LH.....	78.99 ea
C10488R	1959	RH.....	78.99 ea
C4023	1960-65	4 red.....	119.99 set
C6023	1963-65	4 red/2 white.....	179.99 set
C6085	1966	6 red.....	171.99 set
C4088	1967	4 red.....	114.99 set
C6088	1967	4 red/2 white.....	179.99 set
C4023	1968	4 red.....	119.99 set
C6023	1968	4 red/2 white.....	179.99 set
C4083	1969	4 red.....	114.99 set
C4083	1969	4 red/2 white.....	184.99 set
C4085	1970	4 red.....	114.99 set
C6088	1970	4 red/2 white.....	179.99 set
C4084	1971-72	4 red.....	119.99 set
C6083	1971-72	4 red/2 white.....	184.99 set

Sequential LED Circuit Boards

C6082	1958	4 red/2 white.....	221.99 set
C60231	1960-65	4 red/2 white.....	221.99 set
C60851	1966	6 red.....	299.99 set
C60231	1968	4 red/2 white.....	221.99 set
C60831	1969	4 red/2 white.....	221.99 set
C60831	1971-72	4 red/2 white.....	221.99 set



1960-68 LED Taillamp Lens

Make a bold statement with this hot reproduction of the original style taillamp lens with an LED circuit board to give your full size model an original but brighter look. LEDs, are fully sealed, epoxy coated electronics.

Note: C6801, C6851 fits Impala SS/Impala Custom/Caprice, C6802, C6852 fits Impala/Bel Air/Biscayne.

LED Taillamp Lens

C6061	1960-61	35.99 ea
C6101	1962	37.99 ea
C6301	1963	38.99 ea
C6402	1964	39.99 ea
C6504	1965	38.99 ea
C6801	1968	3 trim rings.....	41.99 ea
C6802	1968	1 trim ring.....	40.99 ea

LED Taillamp Lens - Clear with Red LEDs


C6504C	1965	37.99 ea
C6801C	1968	41.99 ea

LED Back-Up Lens

C6052	1960-61	50.99 ea
C6151	1962	50.99 ea
C6351	1963	50.99 ea
C6451	1964	50.99 ea
C655	1965	60.99 ea
C6851	1968	3 trim rings.....	60.99 ea
C6852	1968	1 trim ring.....	60.99 ea

BODY COMPONENTS


Custom Taillamps



1968-65 Blue Dot Taillamp Lenses

Reproduction red taillamp lenses, center drilled, with blue dots installed. Each blue dot has that beautiful diamond pattern center with a chrome retaining ring.

14054	1958	without trim ring	14.99	ea
14055	1960-61	without trim ring	14.99	ea
14056	1962	without trim ring	11.99	ea
14058	1963	without trim ring	12.99	ea
14057	1963	with trim ring	24.99	ea
14059	1964	without trim ring	16.99	ea
14060	1965	with trim ring	19.99	ea



Blue Dot Lens Gems

Give your classic ride a hot rod look with your choice of glass or plastic blue dots. Each set of blue dots include 2 blue dot gems, and 2 blue dot retainers.

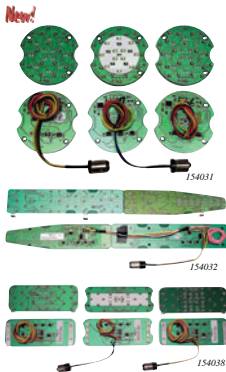
CP500124	glass blue dots	9.99	pr
BD13450P	plastic blue dots	6.99	pr



Cadillac LED Taillamp Assembly

Add a little customization to your classic ride with this 1959 Cadillac bullet style taillamp assembly. Features 40 super bright LED's in a polycarbonate lens with chrome die-cast trim. Electronics are epoxy coated and fully sealed. 3 wire hookup (1 wire with trim terminal). The dimensions are: 6-1/4" x 3".

CP50010A	red lens	62.99	ea
----------	----------	-------	-------	----




1958-71 Sequential LED Taillamp Set

Animate your taillamps and make your Impala stand out! These LED panels feature a self-contained microprocessor and circuitry to enable multiple sequential lighting patterns. Make the light pattern flow at various speeds from the center of the vehicle outward, from the center of the lens outwards, and more! Each set offers nine different patterns. Made in USA.

*Important: All panels require a low current LED flasher.
Note: Taillamp housings not included.*


154031	1958	Impala	339.99	set
154032	1959	Impala, Bel Air, Biscayne	314.99	set
154033	1960-65	Impala	339.99	set
154034	1960-65	Bel Air	299.99	set
154035	1966	Impala	339.99	set
154036	1967	Impala	339.99	set
154037	1968	Impala	339.99	set
154038	1969	Impala	339.99	set
154039	1970	Impala	314.99	set
154040	1971	Impala	349.99	set



1959 LED Taillamp Board and Lens Kit

Get LED brightness in original style lenses with this LED taillamp kit for 1959 full size models. Features LH and RH bright LED bases with pigtail and original style red lenses for a complete retrofit.


C6059	1959	4 piece	199.99	kit
-------	------	---------	-------	--------	-----



1965 LED Sequential Taillamp Boards

Upgrade your vehicle with these LED lamp boards for 1965 full size Chevrolet models. LED lighting is the latest technology in automotive lighting that features a quicker response and much brighter than factory lighting. Available in a 6 piece set of 4 red LED boards and 2 white LED boards for the back-up lamps. Lenses not included. Can be used with factory or reproduction lenses.

C6523	1965	6 piece	221.99	set
-------	------	---------	-------	--------	-----



3 LED Taillamp Sequencing System

This system converts any three LED taillamps to sequential operation. A three segment sequence is used for turn signal operation, with "all at once" lighting for brake lamp operation. Includes: two modules, wiring, connectors, and instructions.

CP500440	with LED taillamp systems only	49.99	set
----------	--------------------------------	-------	-------	-----



Universal Pigtail for Single Contact

Universal fit antique design pigtail for single contact (1156 type) sockets are made in authentic vintage style with original type crimped bullet terminal on one end with black and green cloth insulation. Socket portion features nylon inner base with quality spring. One green wire and one black wire is included in each pair with a nylon base, single contact, and spring assembly on one end and single bullet connector on the opposite end.

154964	universal	1156 sockets	7.99	ea
--------	-----------	--------------	-------	------	----

Taillamp Bezels/Trim Rings



881280

1958 Taillamp Bezels

Reproduction chrome taillamp bezels for all 1958 Impala models. These will replace your old, damaged or pitted bezels. Fits LH or RH. Available as a 6 piece set or individual.

Impala - 6 Piece Set	
881280 1958	6 piece..... 161.99 set
Impala - Individual	
A1941 1958	LH or RH..... 37.99 ea

LED



881286

1966 Impala Taillamp Bezel

OER® taillamp bezels for 1966 Impala models. These chrome-plated die-cast bezels are manufactured to factory specifications with the correct contours for an original fit and appearance.

<i>Note: Not for use on Caprice or station wagon models.</i>	
881312 1966	LH and RH..... 79.99 pr
5958919 1966	LH..... 49.99 ea
5958920 1966	RH..... 49.99 ea



881299

1965 Taillamp Bezels

OER® taillamp bezels for 1965 Chevrolet full size models including Impala, Bel Air, and Biscayne. Features a chrome finish as original with correct mounting studs. Installation hardware is included. Available as a 6 or 4 piece set and individually.

<i>Note: Not for use on station wagon models.</i>	
Impala - 6 Piece Set	
881286 1965	3 LH and 3 RH..... 118.99 set
Bel Air/Biscayne - 4 Piece Set	
881299 1965	2 LH and 2 RH..... 79.99 set
Individual	
5956419 1965	LH..... 21.99 ea
5956420 1965	RH..... 21.99 ea



CX1878

1959 Taillamp Bezels

Reproduction taillamp bezels for all 1959 Chevrolet full size models. Manufactured from bright finished aluminum to factory specifications featuring correct contours for an original fit and appearance. Sold in pairs.

Taillamp Bezels	
CX1878 1959	LH and RH..... 209.99 pr
Taillamp Bezels and 8 Piece Lens Trim Kit	
881281 1959	10 piece..... 236.99 kit

LED AUTHORIZED




881312

1966 Impala Taillamp Bezel

OER® taillamp bezels for 1966 Impala models. These chrome-plated die-cast bezels are manufactured to factory specifications with the correct contours for an original fit and appearance.

<i>Note: Not for use on Caprice or station wagon models.</i>	
881312 1966	LH and RH..... 79.99 pr
5958919 1966	LH..... 49.99 ea
5958920 1966	RH..... 49.99 ea



1967 Taillamp Bezels

Reproduction taillamp bezels for 1967 Impala and Caprice models. These chrome-plated die-cast bezels are manufactured to factory specifications and feature the correct contours and silver painted details for an original fit and appearance.

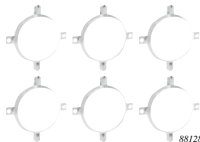
CX1879 1967	LH and RH..... 239.99 pr
-------------	--------------------------



1959 Impala Tail Lens Trim Set

Reproduction taillamp lens stainless steel trim set for 1959 Impala models.

<i>Note: Not for use on El Camino, station wagon, or sedan delivery models.</i>	
CX1880 1959	8 piece..... 38.99 set



881282

1961 Taillamp Lens Trim Ring

Reproduction taillamp lens trim ring for 1961 Impala models. Manufactured to factory specifications from bright finished aluminum as original. Fits LH or RH.

<i>Note: Original for 1961 Impala models, will fit 1960-61 all models for custom applications.</i>	
881282 1961	6 piece..... 39.99 set
B9087 1961	individual..... 6.99 ea



881284

1962-64 Taillamp Lens Trim Ring

OER® taillamp lens trim rings for 1962-64 Impala and Impala SS models. These chrome-plated die-cast trim rings are manufactured to factory specifications with the correct contours for an original fit and appearance. Fits LH or RH. Available as a 6 piece set or individual.

*Note: *Not for use on station wagon models. **Not for use with aftermarket LED lens.*

Die-Cast Metal Trim Rings	
881283 1962	6 piece..... 45.99 set
5955655 1962	individual..... 7.99 ea
881284** 1963	6 piece..... 74.99 set
5954187** 1963	individual..... 12.99 ea
881285* 1964	6 piece..... 68.99 set
5955332* 1964	individual..... 11.99 ea
Plastic Trim Rings for LED Taillights C6301, C6351	
152983 1963	individual..... 5.99 ea



881287

1965 Taillamp Lens Trim Ring & Ornament

OER® taillamp lens trim ring and ornament for 1965 Impala and Bel Air models. The chrome-plated ring attaches to the outside edge of the taillamp and back-up lamp lenses. Ornament (fits Impala models) attaches to the center of the lenses. Fits LH or RH.

12 Piece Set (6 Trim Rings, 6 Ornaments)	
881287 1965	12 piece..... 74.99 set
Individual Components	
K3208 1965	trim ring..... 9.99 ea
K3209 1965	ornament - Impala..... 4.99 ea

Taillamp Housing/Base

OER AUTHORIZED



881272

1960 Taillamp Housings



Reproduction tail and back-up lamp housing/base for 1960 Chevrolet full size models. Manufactured to factory specifications from bright finished aluminum as original. Includes: aluminum bezel/housing with mounting studs. Individual housings fit LH or RH side of the vehicle.

6 Piece Set - 4 Taillamp, 2 Back-Up	
881272 1960 6 piece	169.99 set
4 Piece Set - 2 Taillamp, 2 Back-Up	
881300 1960 4 piece	114.99 set
4 Piece Set - 4 Taillamps	
881300A 1960 4 piece	114.99 set
Individual	
C6050 1960 taillamp	29.99 ea
C6051 1960 back-up	29.99 ea



881273



881274

1961-62 Taillamp Housings



Reproduction taillamp housing/base for 1961-62 Chevrolet full size models. Manufactured to factory specifications from bright finished aluminum as original. Includes aluminum bezel/housing with mounting studs. Individual housings fit LH or RH applications unless noted.

Impala - 6 Piece Set	
881273 1961 6 piece	99.99 set
881274 1962 6 piece	199.99 set
Bel Air/Biscayne - 4 Piece Set	
881301 1961 4 piece	64.99 set
881302 1962 4 piece	125.99 set
Individual Components	
B6168 1961 LH or RH	17.99 ea
C6206 1962 LH and RH - pair	69.99 pr

OER



881275 - installed



881275



881276

1963-64 Taillamp Housings



OER® taillamp housing/base for 1963-64 Chevrolet full size models. Manufactured to factory specifications from bright finished aluminum with mounting studs as original. 1964 housings include the housing to body seal and retaining bracket.

Note: Not for use on station wagon models.

Impala - 6 Piece Set	
881275 1963 LH and RH	189.99 set
881276 1964 LH and RH	209.99 set

Bel Air/Biscayne - 4 Piece Set	
881440 1963 LH and RH	129.99 set
881303 1964 LH and RH	139.99 set

Individual Components	
14020 1963 LH	34.99 ea
14019 1963 RH	34.99 ea
B1013 1964 LH or RH	38.99 ea

OER AUTHORIZED



FS9278 - installed

1964 Taillamp Housing Retainer

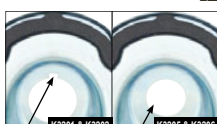


Reproduction taillamp housing/base retaining bracket 1964 Chevrolet full size models. Fits LH or RH side.

Note: Not for use on station wagon models.

FS9278 1964 LH or RH	5.99 ea
----------------------	---------


OER



large pigtail with notch for plastic pigtails
small pigtail without notch for metal pigtails



881278



881305

1965 Full Size Taillamp Housings



OER® taillamp housing/base for 1965 Chevrolet Bel Air, Biscayne, and Impala models. Manufactured in stamped steel to the correct factory configuration ensuring a perfect fit. Silver zinc-plated for rust prevention. The housings include pre-attached lens to housing gasket and housing to body gaskets.

Important: Bel Air and Biscayne models: check your wiring harness for correct pigtail type before ordering.

Note: Not for use on station wagon models.


Impala	
Includes: 3 LH and 3 RH with notch.	
881278 1965 6 piece	107.99 set

Bel Air/Biscayne	
Includes: 2 LH and 2 RH with notch.	
881305 1965 4 piece	71.99 set

Biscayne	
Includes: 1 LH and 1 RH taillamp housing with notch and 1 LH and 1 RH back-up lamp housing without notch.	
881279 1965 4 piece	71.99 set

Individual Components	
Tail/Back-Up Bases with Notch	
K3201 1965 LH	19.99 ea
K3202 1965 RH	19.99 ea
Back-Up Lamp Bases without Notch	
K3205 1965 LH	19.99 ea
K3206 1965 RH	19.99 ea

Lens Gaskets/Lamp Sockets



USA 1962-68 Taillamp Lens Gaskets

These replacement gaskets seal the taillamp lenses to the taillamp housing assemblies. Exact die-cut replacement. Made in USA.

W2166	1962	6 piece	8.99 set
W21671	1963	6 piece	10.99 set
W2171	1964	6 piece	8.99 set
W2380	1965	6 piece	12.99 set
748589	1966	2 piece	7.99 pr
748590	1967	2 piece	7.99 pr
748591	1968	6 piece	9.99 set



1959-67 Taillamp Housing to Body Seals


These replacement gaskets seal the taillamp housing to the body. Back of housing seals are die-cut from EPDM sponge rubber. 1960-61 outer seals are extruded black rubber, 1962-63 outer seals are clear, 1964 outer seals are black injection molded EPDM rubber.

Back of Housing to Body Seals

W21761	1959	11.99 pr
W21782	1961	8.99 set
W21783	1962	17.99 set
W21784	1963	8.99 set
W2381	1965	12.99 set
K1108	1966	OER® 16.99 set
K1110	1967	OER® 9.99 pr

Outer Housing to Body Seals

W21771	1960	outer	10.99 set
W21781	1961	outer	6.99 set
W2170	1962-63	outer	24.99 set
B9139	1964	outer - 6 required	4.99 ea



USA 1958-64 Lens Gasket

Gasket set designed to replace the lens gaskets for the taillamps and park lamps. Made in USA.

W2045	1958	10 piece	12.99 set
W2176	1959	4 piece	19.99 set
W2177	1960	8 piece	16.99 set
W2178	1961	8 piece	19.99 set
W2173	1962	8 piece	17.99 set
W2174	1963	8 piece	19.99 set
W2175	1964	8 piece	17.99 set

New! OER



1980-90 Taillamp Retainers

OER® taillamp to rear body panel retaining nuts for 1980-90 Chevrolet full size models.

3073195	1980-81	LH or RH	4.99 ea
20739862	1982-90	LH or RH	5.99 ea

OER New!

1982-83 Taillamp Lens Push Pin Retainer

OER® taillamp lens to housing upper push pin retainers for 1982-83 Impala models. Two required per side.

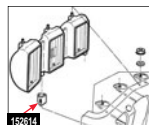
20363491	1982-83	push pin	1.49 pr
----------	---------	----------	---------



1980-85 Taillamp Mounting Gasket

Reproduction taillamp mounting gasket for 1980-85 Impala/Caprice models. This foam gasket is placed on the mounting studs before installation, sealing water out of the body. Use as required.

5967657	1980-85		1.99 ea
---------	---------	--	---------



152614

1970 Taillamp Retainer

Reproduction taillamp housing retainer for 1970 full size models. This triangle shaped piece mounts to each of the outer legs on the taillamp housings. Use as required.

152614	1970		9.99 ea
--------	------	--	---------



TP900625

Billet Aluminum Taillamp Sockets w/Bulbs

These billet aluminum taillamp sockets include 15" weather protection boots. Uses a 3/4" mounting hole. Single filament sockets use 1156 type bulbs. Double filament sockets use 1157 type bulb.

TP900625	single filament	90.99 pr
TP900626	double filament	90.99 pr



1961-96 Taillamp and Turn Socket

Replace missing, cracked or brittle bulb sockets with these quality sockets. Includes 10" wiring to connect the bulb to the wire harness.

A11157	1961-68	all	3.99 ea
A11154	1969-81	all	5.99 ea
WE369	1982-90	Impala/Caprice	7.99 ea
WE312	1990	classic 4 door wagon	6.99 ea
WE369	1991-92	Impala/Caprice	7.99 ea
WE369	1992-96	wagon	7.99 ea
WE371	1992-96	sedan	8.99 ea

GET BODY COMPONENTS

License Lamp Components



1962-96 Back-Up Lamp Socket

Replace missing, cracked, or brittle bulb sockets with one of these quality reproductions. These sockets have lugs that lock into the lamp body as well as 8" wiring to connect the bulb to the wire harness.

WE307	1962-68	all.....	6.99 ea
WE334	1976-85	all except wagon.....	5.99 ea
WE351	1977-90	wagon.....	7.99 ea
WE334	1986-90	coupe.....	5.99 ea
WE389	1986-93	sedan.....	8.99 ea
WE371	1991-93	wagon.....	8.99 ea
WE371	1994-96	Caprice.....	8.99 ea



1960 Rear License Lamp Assembly

Reproduction license plate lamp assembly for 1960 Chevrolet full size models. This license lamp assembly includes the housing, lens, and lens gasket.

Note: Not for El Camino, wagon, or sedan delivery models.
CM5289 1960..... 126.99 ea



OER

5737521



911576

B3351

1961-73 License Lamp Assembly

OER® rear license plate lamp assembly for 1961-73 Chevrolet full size models. Each assembly features: zinc chromate (gold iridescent) plated housing, UV stable clear acrylic lens with correct GM lettering, lens gasket, lens screws, and wired pigtail.

Complete Assembly

5735448	1961-64	OER®.....	33.99 set
5737521	1965	OER®.....	33.99 set
911576	1966-69	OER®.....	12.99 ea
B3351	1970-71	reproduction.....	21.99 ea
B3351	1972-73	replacement.....	21.99 ea

Without Lens

5735449	1961-65	OER®.....	19.99 ea
---------	---------	-----------	----------



1977-78 License Lamp Lens and Housing

Reproduction rear license lamp housing for 1977-78 Impala and 1978 Caprice models. This license lamp assembly includes the housing and clear lens with mounting hardware.

912390	1977-78	Impala.....	24.99 ea
912390	1978	Caprice.....	24.99 ea



1991-93 Rear License Lamp

Replacement rear license lamp assembly for 1991-93 Caprice models.

G5499	1991-93.....	39.99 ea
-------	--------------	----------



EL30747

EL30748

1959-60 El Camino License Lens

Reproduction license plate lamp lens that was installed on 1959-60 El Camino, station wagon, and sedan delivery models. Made in clear UV stable plastic and features all appropriate markings.

EL30747	1959	1 required.....	21.99 ea
EL30748	1960	2 required.....	16.99 ea



CMA2061



5956396



5955195

1960-69 Rear License Lens

Rear license lamp lens for 1960-69 Chevrolet full size models. Each lens is manufactured in quality injection molded UV stable clear acrylic plastic to OE specifications. Features correct "Guide" lettering.

*Note: *Not for El Camino, wagon, or sedan delivery models.*

GUIDE LL-60	CMA2061*	1960	reproduction.....	23.99 ea
-------------	----------	------	-------------------	----------

GUIDE LS-60	5950753	1961-64	OER®.....	16.99 ea
-------------	---------	---------	-----------	----------

GUIDE 15 SAE L 65	5956396	1965	OER®.....	16.99 ea
-------------------	---------	------	-----------	----------

GUIDE 3 SAE L 64	5955195	1966-69	OER®.....	7.99 ea
------------------	---------	---------	-----------	---------



W2307

K278

1961-74 Rear License Lamp Gasket

Correct gasket for 1961-74 license lamp assemblies. Seals the lamp to eliminate water and other elements from entering the housing causing damage.

W2307	1961-64.....	3.99 ea
K278	1966-74.....	2.99 ea



A13558

WE354

WE350

WE410

1974-96 License Plate Lamp Socket

Replace the corroded or burnt license plate lamp socket in your 1974-96 full size model.

Reproduction Sockets

A13558	1974-78.....	5.99 ea
WE354	1979-87 Impala/Caprice.....	4.99 ea
WE350	1979-91 Impala/Caprice.....	4.99 ea
WE410	1991-96 wagon.....	14.99 ea



Single Contact Pigtail

Single contact pigtail with 1 wire. For use with lamps 63, 67, 87, 89, 93, 97, 209, 1003, 1073, 1129, 1133, 1141, and 1156.

MLA269	fits 7/8"-1-1/8" hole.....	2.99 ea
--------	----------------------------	---------

OER AUTHORIZED



1965 Rear License Plate Lamp Bracket

Reproduction rear license plate lamp mounting bracket for 1965 Chevrolet full size models. Manufactured in stamped steel to factory specifications featuring correct contours for an authentic appearance and fit. Black EDP coated for rust prevention.

14735	1965.....	62.99 ea
-------	-----------	----------

Replacement Bulbs

AER AUTHORIZED



6000K HID Headlamp Bulb Upgrade Set

HID 6000K white headlamp bulbs are much brighter than conventional Halogen bulbs, while providing tight light focus for better light distribution. They require 35 watts and use an external regulator, but will plug into the existing light plug. Includes HID bulbs, regulators, and wiring.

Note: H4 series bulbs feature HID low beam and a Halogen high beam. H11 series bulbs feature HID low beam.

9006 Series Bulb
LH9006 HID low beams 49.99 set

9005 Series Bulb
LH9005 HID high beams 49.99 set

H4 Series Bulb
LHH4 HID high/low 49.99 set

H4 Series Bulb
LHH11 HID low 49.99 set



Halogen Headlamp Bulb

Replacement Halogen headlamp bulbs for various models. Choose from different wattages below.

H9006 9006 55W low beam 6.99 ea
H9005 9005 65W high beam 6.99 ea
H9004 9004 45/65W low/high 9.99 ea

AER AUTHORIZED



H4 Xenon Hyper White Headlamp Bulbs

Upgrade your lighting to hyper white Xenon bulbs and enjoy a light that simulates daylight and reduces glare, fatigue, and eye strain. These Xenon replacement bulbs light up the night to increase driving safety and night time visibility. Sold as a pair.

9006 Series Bulb
MX01111 80W 13.99 pr

H4 Series Bulb
542212X 60/55W high/low 13.99 pr
545812X 100/80W high/low 16.99 pr
546912 130/90W high/low 19.99 pr

AER AUTHORIZED



Ultra Bright Halogen Headlamp Bulbs

Upgrade your lighting to ultrabright Halogen bulbs and enjoy a light that simulates daylight and reduces glare, fatigue, and eye strain. These 60/55 watt replacement bulbs light up the night to increase driving safety and night time visibility.

9004 Series Bulb
MX01108 100/80W high/low 9.99 ea

9006 Series Bulb
MX01113 55W low 9.99 pr

9005 Series Bulb
MX01110 65W high 9.99 pr
MX01109 100W high 13.99 pr

9007 Series Bulb
MX01112 65/55W high/low 3.99 ea

H4 Series Bulb
542212 60/55W high/low 9.99 pr
MX01106 100/80W high/low 9.99 pr

New!



Electronic LED Lamp Flasher

Electronic LED flasher (advanced) is a simple replacement and upgrade for standard flasher relays. This electronic LED flasher is recommended for use with LED taillights. Two flashers are recommended, if you are installing both LED taillights and LED front lights (turn signals etc.).

UFM10 universal 29.99 ea



LED Lamp Flasher

Due to the lower current draw of LED lamps, these electronic 12 Volt flashers are recommended for vehicles equipped with LED lamps. Available in 20 amp or a 25 amp, 20 amp available in two or three prong type. *Important: If installing LEDs on both the front and rear, two flashers are usually required.*

*Note: *Includes reverse polarity adapter.*

B6207 20 amps 2 prong 12.99 ea
B6208 20 amps 3 prong 14.99 ea
F90652* 25 amps 2 prong 14.99 ea



Keep Bulbs in the Glove Box

Whether replacing your bulbs during a restoration or you want to be ready for any roadside emergencies, this handy kit fits the bill! Contains most every bulb you'll need to replace your front parking lights, side markers, taillights, license lights, back-up lights, and turn signals. Includes 168, 1155, 1156, and 1157 bulbs. Your choice of kit that includes 2 clear or 2 amber 1157 bulbs for front park lamps/turn signals.

XX100 14 piece bulb kit clear 19.99 kit
XX101 14 piece bulb kit amber 19.99 kit



Colored Lamp Bulbs

Have some fun, switch over to blue, green, or purple bulbs for show use.

Note: Using a bulb other than amber is not street legal. Use colored bulbs for off-road or show purposes only.

194 Series Bulbs
MX01214 purple 4.99 pr
MX01211 blue 4.99 pr

1157 Series Bulbs
MX01203 green 4.99 pr

1156 Series Bulbs
MX01209 purple 4.99 pr
MX01207 green 4.99 pr

67 Series Bulbs - License Plate Lamp
MX01220 amber 4.99 pr
MX01221 blue 4.99 pr
MX01222 green 4.99 pr

New!



1958-96 Four Micro LED 1893 Bulb

This is a multi-use type 1893 bulb with many applications. Features 4 micro LED lights. Sold as a pair.

CP500512 1958-96 amber 7.99 pr
CP500513 1958-96 blue 7.99 pr
CP500514 1958-96 green 7.99 pr
CP500516 1958-96 red 7.99 pr
CP500517 1958-96 white 7.99 pr


Replacement Bulbs



Replacement Bulb — 12 Volt

Replacement lamp bulbs for a variety of applications. Choose the correct bulb by matching the number on the base of your original bulb. Descriptions listed below only provide a reference for application. Individual applications may vary depending on vehicle model and year. Listed below by: base style, bulb #, bulb type, and CP = candle power.

Miniature Bayonet Base		
1445	G3-1/2	0.7 CP..... 1.99 ea
53	G3-1/2	1.0 CP..... 1.99 ea
B363	G3-1/2	2.0 CP..... 1.99 ea
57	G4-1/2	2.0 CP..... 1.39 ea
1895	G4-1/2	2.0 CP..... 1.39 ea
B1815	T3-1/4	.75 CP..... 1.99 ea
1891	T3-1/4	1.4 CP..... 1.99 ea
1893	T3-1/4	2.0 CP..... 1.99 ea
1816	T3-1/4	3.0 CP..... 1.99 ea



Dome Lamp Bulbs

Modernize the lighting equipment on your vehicle with these bright 6000K LED light bulb units. Manufactured to replace common bulbs on any vehicle with 12V capacity. LED bulbs not only react faster than traditional bulbs, but provide better light distribution.

LE3613W	white	1-3/8"	10.99 pr
LE4414W	white	1-3/4"	10.99 pr



Clear Lamp Bulbs

Replacement lamp bulbs for a variety of applications. Bulbs you will need to replace your taillights, license lights, back-up lights, and instrument bulbs. Sold in a pair.

XX201	tail/stop bulbs	3.99 pr
XX202	back-up bulbs	3.99 pr
XX203	instrument bulbs	3.99 pr
XX204	license plate bulbs	2.99 pr



Replacement Bulb

Replacement lamp bulbs for a variety of applications. Choose the correct bulb by matching the number on the base of your original bulb. Descriptions listed below only provide a reference for application. Individual applications may vary depending on vehicle model and year. Listed below by: base style, bulb #, bulb type, and CP = candle power.

Miniature Wedge Base		
74	T1-3/4	0.7CP..... 1.99 ea
Wedge Base		
161	T3-1/4	1.0 CP..... 1.99 ea
158	T3-1/4	2.0 CP..... 1.99 ea
194	T3-1/4	2.0 CP..... 1.99 ea
194A	T3-1/4	2.0 CP (amber)..... 1.99 ea
168	T3-1/4	3.0 CP..... 1.99 ea

Bayonet Base G-6		
B67	single	4.0 CP (#67)..... 1.99 ea
97	single	4.0 CP..... 1.99 ea
89	single	6.0 CP..... 1.99 ea
90	double	6.0 CP..... 1.99 ea

Bayonet Base B-6		
B105	single	12.0 CP..... 2.99 ea
1003	single	15.0 CP..... 2.99 ea
1004	double	15.0 CP..... 1.99 ea

Bayonet Base S-S		
1141	single	21 CP..... 1.99 ea
1073B	single	32 CP..... 1.99 ea
1156	single	32 CP..... 1.99 ea
1034	double	3/32 CP..... 2.99 ea
1157	double	3/32 CP..... 1.99 ea
1157A	double	3/32 CP (amber)..... 1.99 ea

Mini-Capped		
B2122	T3	6 CP..... 2.99 ea

Flat Clip		
562	T3	6 CP..... 2.99 ea

Pointed Ends		
17314	T3	8 CP..... 1.69 ea



500567



1157 double contact
1156 single contact

LED Replacement Lamp Bulb

Brighten up your taillamps with these LED replacement bulbs. LED lighting is up to 3 times brighter, does not heat up like incandescent lighting and requires far less energy than conventional bulbs.

1157 Series Bulb		
500567	red	9.99 ea
500571	white	9.99 ea
500569	amber	9.99 ea
1156 Series Bulb		
500577	white	9.99 ea
500573	red	9.99 ea
500575	amber	9.99 ea



SMD LED Lamp Bulbs

Modernize the lighting equipment on your vehicle with these bright 6000K LED light bulb units. Manufactured to replace common bulbs on any vehicle with 12V capacity. LED bulbs not only react faster than traditional bulbs, but provide better light distribution.

194 Series Bulbs		
LE194W	white	9.99 pr
LE194A	amber	9.99 pr
LE194R	blue	9.99 pr
LE194G	green	9.99 pr

1142 Series Bulbs		
LE1142W	white - pair	29.99 pr
BL1142	white - individual	18.99 ea

1156 Series Bulbs		
LE1156W	white	14.99 pr
LE1156A	amber	14.99 pr

1157 Series Bulbs		
LE1157W	white	14.99 pr
LE1157A	amber	14.99 pr
LE1157R	red	14.99 pr

3157 Series Bulbs		
LE3157W	white	14.99 pr
LE3157A	amber	14.99 pr

Front Grills and Grill Kits



OE*

3760825



3768435



3771176



3771175



B10062



3817606



3830700



3850210



3869745



3869746

1958-66 Grill

OE* 1958-66 grills for Chevrolet full size models. Each grill is manufactured to OE specifications featuring crisp lines and clean stamping resulting in a precise fit and factory original appearance. Stamped from high-quality aluminum, the grills are then polished and bright dip anodized to preserve the brilliant shine and prevent corrosion. Features black painted details when applicable.

Note: Shipped oversize. *Shipped truck freight. **Shipped double oversize.

	OE*	OE**	TRUCK
3747202** 1958	599.99 ea		
3760825 1959 with ornaments	569.99 ea		
3768435 1960	469.99 ea		
3771176 1961 upper	289.99 ea		
3771175 1961 lower	479.99 ea		
B10062 1962	361.99 ea		
3817606 1963	399.99 ea		
3830700 1964	399.99 ea		
3850210** 1965	599.99 ea		
3869745 1966 upper	419.99 ea		
3869746 1966 lower w/extensions	184.99 set		



OE*

3910613



3929895



3934560

1967-69 Grill

OE* 1967-69 grills for Chevrolet full size models. Each grill is manufactured to factory specifications. 1967-68 grills are stamped from high-quality aluminum, the grills are then polished and bright dip anodized. 1967 Super Sport grills features a black painted top bar and black painted vertical bars. 1969 grills are injection molded ABS plastic and feature the correct argent silver and black painted details.

Note: Shipped oversize. *Shipped double oversize.

	OE*	OE**
3885962 1967 standard	459.99 ea	
3885962SS 1967 Super Sport	459.99 ea	
3910612** 1968 upper	749.99 ea	
3910613** 1968 lower	749.99 ea	
3929895 1969 upper	329.99 ea	
3934560 1969 lower	159.99 ea	



B1340



B1342



B1380



T70324



G3925

1981-96 Full Size Grill

Genuine GM or reproduction replacement grills for 1981-96 full size models.

Caprice			
B1340	1981-85	chrome	47.99 ea
B1342	1985-90	chrome	37.99 ea
B1380	1991-96	chrome/silver	24.99 ea
Impala SS - Reproduction			
T70324	1994-96	black	69.99 ea
Impala SS - GM Paint to Match			
G3925	1994-96	black	105.99 ea



OE*

B1719



1963-64 Grill Assembly

OE* 1963-64 grill sets for Chevrolet full size models. Each grill is manufactured to OE specifications. Stamped from high-quality aluminum, polished and bright dip anodized to preserve the brilliant shine and prevent corrosion. Features black painted details and includes: outer grill to fender brackets, headlamp housings, and grill reinforcement brackets.

Note: Shipped truck freight.

3817606A 1963 grill assembly	499.99 set
B1719 1964 grill assembly	499.99 set



881432



881434



881433

1967 Grill Component Kit

Reproduction front grill, headlight bezels, and grill filler moldings for 1967 Chevrolet Impala, Impala SS, Bel Air, Biscayne, and Caprice models. These authentic reproduction components are manufactured in quality materials to factory dimensions replicating the originals in quality, appearance and fitment. Grills feature correct black accents matching the headlight bezels and headlamp corner moldings.

Impala, Bel Air, Biscayne, and Caprice		
881432 1967	with corner lamps	699.99 kit
881434 1967	w/o corner lamps	699.99 kit
Impala SS Features Black Vertical Grill Bars		
881435 1967	with corner lamps	699.99 kit
881433 1967	w/o corner lamps	699.99 kit



1966 Grill Component Kit

Reproduction grill component kit for 1966 Chevrolet full size models. Manufactured from bright finished aluminum to factory specifications. Kit includes: 1 upper grill, 1 lower grill, LH and RH lower grill extension moldings, LH and RH headlamp bezels, plus LH and RH fender eyebrow moldings.


Note: Shipped oversize.

2888 1966	8 piece	734.99 kit
-----------	---------	------------

Front Grill Components

New!


OEM



1969 Grill and Headlamp Bezel Set

Reproduction front grill set designed to replace the upper grill, lower grill, and outer headlight bezels with extensions. Each component is injection molded as original and correctly painted silver and black to match the original OEM specifications offering an authentic appearance. Grill components can be painted black for Impala SS models. See part #3953669 for Bow Tie grill emblem, or #CM2850 for "SS" emblem (sold separately).

Note: Fits models with or without concealed headlamps.
881345 1969 all 654.99 set



1959 Grill Screens

Reproduction hood grill screens for 1959 models. Each screen is manufactured from bright finished stamped aluminum to factory specifications. Sold as a pair.
CX2086 1959 LH and RH 134.99 pr



1959 Grill Screen Mounting Bracket Set

Reproduction grill screen mounting bracket set for 1959 Chevrolet full size models. This high-quality clip set features the correct size replacement clips to install the LH and RH grill screens. 6 piece set with rivets.
L19072P 1959 6 piece 49.99 set



1959-62 Billet Grill Insert

Replacement billet aluminum grill for 1961-62 Chevrolet full size models. Replace your factory grill with this high-quality custom grill for a cool new look. Features a satin finish with black accents.

Note: Shipped double oversize.
14767 1959 184.99 ea
B30061 1961 164.99 ea
B30062 1962 159.99 ea



152641



B30070



152646

1969-76 Billet Grill Inserts

Replacement billet aluminum grills for 1969-76 full size models. Replace your factory grill with this quality billet grill for a cool, custom look. Features a polished finish with black accents.

Note: Shipped double oversize.

1 Piece	2 Piece	3 Piece	6 Piece
152641 1969	152640 1969	152644 1973	153531 1969
152642 1971	B30070 1970	152646 1975-76	
152645 1974	152643 1972	152646 1976	
152645 1975			
Impala - phantom... 264.99 ea	Impala..... 199.99 set	Impala/Caprice..... 209.99 set	Impala - phantom... 299.99 set
Impala/Caprice..... 274.99 ea	Impala..... 224.99 set	Caprice..... 234.99 set	
Caprice..... 204.99 ea	Impala/Caprice..... 264.99 set	Impala..... 234.99 set	
Impala..... 304.99 ea			



CX1871



SC6214

1959-62 Grill Ornaments

Reproduction grill ornaments 1959 and 1962 Chevrolet full size models. Manufactured from bright finished aluminum to factory specifications. Sold in sets.

CX1871 1959 7 piece 67.99 set
SC6214 1962 11 piece 29.99 set



1991-96 Grill Bracket

Install your 1991-96 full size Chevrolet grill correctly with this Genuine GM replacement grill mounting bracket. For 1991-96 Caprice and Impala SS models.
G3928 1991-96 RH outer 21.99 ea

New!

OEM AUTHORIZED



748699

748698

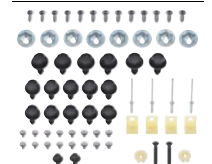
Universal Grill Attaching Rivet with Nut

Grill attaching rivet with lock nut for various applications where a rivet is needed. These have the look of a rivet with the ease of a bolt and nut. Available in silver zinc, black EDP coated or stainless steel. #10-24 x 3/8" rivet head bolt with lock washer nut.


748699 silver individual 1.69 ea	
881235 silver set of 25 37.99 set	
748698 black individual99 ea	
TF400284 black set of 7 5.99 set	
881236 black set of 25 21.99 set	
748598 SST individual99 ea	
881429 SST set of 25 22.99 set	



MN3040



MN3042



MN3044

1961-67 Impala Grill Hardware Set

Complete grill hardware set for 1961-67 full size models. Contains all of the 100% correct fasteners required to install the grill for each specified year.

MN3040 1961 77 piece..... 23.99 set
MN3041 1963 41 piece..... 19.99 set
MN3042 1964 66 piece..... 19.99 set
MN3043 1965 48 piece..... 19.99 set
MN3044 1966 72 piece..... 19.99 set
MN3045 1967 71 piece..... 19.99 set

Front/Rear Bumpers



OE[®] AUTHORIZED

1958-66 Full Size Front and Rear Bumpers

OE[®] Authorized front and rear bumpers for 1958-66 Chevrolet full size models. These reproduction bumper sets are manufactured to factory specifications and feature triple chrome-plating.

Note: * Except Biscayne and station wagon models.

** Except station wagon models. Shipped double oversize.

Front Bumpers

152611	1958	3 piece	399.99 set
152613	1959	2 piece	499.99 set
153711	1960	3 piece	429.99 set
152921	1961	3 piece	379.99 set
14733	1962	3 piece	389.99 set
B17053	1963	3 piece	399.99 set
B17050	1964	3 piece	379.99 set
B17065	1965	3 piece	399.99 set
B17055	1966	3 piece	449.99 set

Rear Bumpers

152612	1958	3 piece	399.99 set
152922	1959	3 piece	399.99 set
152923	1960	3 piece	399.99 set
153751	1961	3 piece	349.99 set
14734	1962	3 piece	379.99 set
B17052	1963	3 piece	370.99 set
B17051	1964	3 piece	359.99 set
B17057*	1965	3 piece	379.99 set
B17054**	1966	3 piece	469.99 set



OE[®] AUTHORIZED

1962-64 Smoothie Bumper

OE[®] Authorized seamless 1 piece chrome smoothie bumpers for 1962-64 full size models. These bumpers will bolt to factory mounting brackets and give the vehicle a clean new look.

Important: Mounting hardware is sold separately.

Note: Shipped double oversize. * Shipped truck freight.

Front Bumpers

152618*	1962	459.99 ea
152619*	1963	459.99 ea
152620	1964	439.99 ea

Rear Bumpers

152621	1962	459.99 ea
152622	1963	459.99 ea
152623	1964	459.99 ea

Mounting Hardware - 1 Set Required Per Bumper
152627 1962-64 79.99 set



OE[®] AUTHORIZED

1980-90 Front and Rear Bumper

Reproduction front and rear bumpers for 1980-90 Impala or Caprice models. Chrome-plated and available with or without holes for the bumper cushions.

Note: * Not for use with station wagons. Shipped double oversize.

Front Bumper

B1337	1980-90	with 22 holes	198.99 ea
B1336	1980-90	without holes	198.99 ea

Rear Bumper

B1370*	1980-90	with 20 holes	209.99 ea
B1369*	1980-90	without holes	200.99 ea



1965-68 Front Bumper Reinforcement Plate and Hardware Set

Reproduction front bumper to bumper end reinforcement plate set for various 1965-68 Chevrolet full size passenger car models. These steel plates are needed to properly install and align the center front bumper to the LH and RH outer bumper sections. Includes mounting hardware.

B100032	1965	front	18.99 set
B100033	1966	front	14.99 set
B100034	1967	front	14.99 set
B100035	1968	front	15.99 set



1991-96 Bumper Cover

Bumper cover for 1991-96 full size sedan models.

Note: Shipped double oversize.

B1375	1991-96	rear	121.99 ea
-------	---------	------	-----------



1981-96 Bumper Cover Retainer

When replacing your damaged bumper cover, install it properly with replacement fasteners. We offer retainers for 1991-96 full size Chevy models.

Note: * For wagon models.

Front

16625	1991-96	push-in - 11 required...	2.99 ea
-------	---------	--------------------------	---------

Rear

16625	1991-96	push-in - 7 required...	2.99 ea
G4133*	1991-96	LH retainer	5.99 ea
G4132*	1991-96	RH retainer	5.99 ea
G4142*	1991-96	LH outer bracket	5.99 ea
G4141*	1991-96	RH outer bracket	5.99 ea



Universal Bumper Cover Retainer

Reproduction push-in retainer designed to attach the front urethane bumper cover to the impact bar. Push-in style. 28.2mm long. Manufactured in durable ABS black plastic material. Stem length 1-3/64", shoulder length 5/32".

7/8" Head for 1/2" Hole

A15043	universal	individual	99 ea
C15322	universal	25 piece set	19.99 set



Bumper Cover Fastener

These fasteners are designed to attach the front or rear urethane bumper cover to the bumper reinforcement. Push-in style.

Front Applications

Individual - Reproduction			
A1021	black		.89 ea
A1037	clear		3.99 ea
A15043	black		.89 ea
A15043	black		.99 ea
Individual - Genuine GM			
G6608	black		6.99 ea

25 Piece Sets


C15318	black - A1021		19.99 set
C15319	black - 11569768		19.99 set
C15322	black - A15043		19.99 set

Rear Applications

Individual - Reproduction			
A1021	black		.89 ea
A1037	clear		3.99 ea

25 Piece Set

C15318	black - A1021		19.99 set
--------	---------------	--	-----------



1958-61 Front Valance Panel

Reproduction lower front valance panel for 1959-61 Impala, Bel Air, and Biscayne models. Each lower valance panel is manufactured in stamped steel to original factory specifications featuring correct contours for an authentic appearance and fit.

Impala, Bel Air, Biscayne

153765	1959	LH	234.99 ea
153766	1959	RH	234.99 ea
153770	1960	LH	234.99 ea
153771	1960	RH	234.99 ea
153774	1961	LH	229.99 ea
153775	1961	RH	229.99 ea

Front/Rear Bumper Fillers

DEF AUTHORIZED



1966 Front Valve Panel

Reproduction lower front valve panel for 1966 full size models. This high-quality steel valve panel mounts below the front bumper and is manufactured like original for a perfect fit. Available in chrome-plated or black EDP coated. This part was originally painted Argent silver on all models.

Note: Shipped double oversize.

14736	1966	chrome	289.99	ea
14737	1966	black EDP	249.99	ea

	RP5000
	RP5006
	RP5012
	RP5028
	RP5015
	RP5020

DEF USA

1970-85 Impala Bumper Filler

Replace those missing, broken, cracked, or warped bumper fillers on your Impala with these new fiberglass replacements. These are replacement parts made of fiberglass and not the temperamental Polyurethane parts which are no longer available. It is recommended for a better fit to replace all the pieces. These will help make your Impala look great again.

Note: *Shipped oversize.

Impala				
Center Bumper Fillers				
RP5000*	1970	front	144.99	ea
RP5006*	1973	front	144.99	ea
RP5012*	1974-76	front	144.99	ea
RP5028*	1980-85	front	171.99	ea
RP5001	1971-76	rear - wagon	159.99	ea
RP5002*	1972	rear	144.99	ea
RP5007	1973	rear	144.99	ea
RP5015*	1974-76	rear	144.99	pr
RP5020*	1977-85	rear - wagon	144.99	ea
RP5025*	1977-85	rear - wagon	171.99	ea

Front Bumper Fillers

RP5004	1973	LH	91.99	ea
RP5005	1973	RH	91.99	ea
RP5010	1974-76	LH - outer	104.99	ea
RP5011	1974-76	RH - outer	104.99	ea
RP5023	1977-79	LH	91.99	ea
RP5024	1977-79	RH	91.99	ea
RP5026	1980-85	LH	91.99	ea
RP5027	1980-85	RH	91.99	ea

Rear Bumper Fillers

RP5008	1973	LH	104.99	ea
RP5009	1973	RH	104.99	ea
RP5013	1974-76	LH	89.99	ea
RP5014	1974-76	RH	91.99	ea
RP5021	1977-79	LH	91.99	ea
RP5022	1977-79	RH	91.99	ea
RP5029	1980-85	LH	104.99	ea
RP5030	1980-85	RH	104.99	ea
RP5035	1980-85	LH - wagon	104.99	ea
RP5036	1980-85	RH - wagon	104.99	ea



1970-90 Caprice Bumper Filler

Replace those missing, broken, cracked, or warped bumper fillers on your Caprice with these new fiberglass replacements. These are replacement parts made of fiberglass and not the temperamental polyurethane parts which are no longer available. It is recommended for a better fit to replace all the pieces. These will help make your Caprice look great again.

Note: *Shipped oversize. **Shipped double oversize.

Caprice				
Center Bumper Fillers				
RP5000*	1970	front	144.99	ea
RP5001	1971-76	rear - wagon	159.99	ea
RP5002*	1972	rear	144.99	ea
RP5006*	1973	front	144.99	ea
RP5007	1973	rear	144.99	ea
RP5012*	1974	front	144.99	ea
RP5015*	1974-76	rear	144.99	pr
RP5020*	1977-85	rear	144.99	ea
RP5025*	1977-90	rear - wagon	171.99	ea
RP5028*	1980-85	front	171.99	ea
RP5032*	1986-89	front	199.99	ea
RP5031*	1986-90	rear	144.99	ea

Front Bumper Fillers

RP5010	1974	LH - outer	104.99	ea
RP5011	1974	RH - outer	104.99	ea
RP5016	1975-76	LH	104.99	ea
RP5017	1975-76	RH	104.99	ea
RP5023	1977-79	LH	91.99	ea
RP5024	1977-79	RH	91.99	ea
RP5026	1980-85	LH	91.99	ea
RP5027	1980-85	RH	91.99	ea

Rear Bumper Fillers

RP5013	1974	LH	89.99	ea
RP5016	1975-76	LH	91.99	ea
RP5018	1975-76	LH	104.99	ea
RP5019	1975-76	RH	104.99	ea
RP5021	1977-79	LH	91.99	ea
RP5022	1977-79	RH	91.99	ea
RP5029	1980-90	LH	104.99	ea
RP5030	1980-90	RH	104.99	ea
RP5035	1980-90	LH - wagon	104.99	ea
RP5036	1980-90	RH - wagon	104.99	ea
RP5033	1986-89	LH	104.99	ea
RP5034	1986-89	RH	104.99	ea

DEF AUTHORIZED



1962-64 Front Bumper Filler Panel

Reproduction front bumper filler panel for 1962-64 full size Chevrolet models. Manufactured to exact factory specifications for a precise fit and is EDP coated to help prevent corrosion.

Note: Shipped double oversize.

B1703	1962	109.99	ea
B1700	1963	79.99	ea
B1700C	1964	98.99	ea

1984-89 Bumper Filler Panel Clip

ABS plastic bumper filler panel push-in retainer clip for 1984-89 Chevrolet Impala and Caprice models. Head diameter 11/16", stem diameter 5/16", stem length 5/8".

480534	1984-89	nylon	1.49	ea
--------	---------	-------	------	----

New!



AT202401



AT202501



AT202701



AT203101

1974-90 Bumper Fillers

Accu-Trim bumper fillers provide a quick, easy, and affordable solution for restoring your vehicles cracked or broken fillers to a like new appearance. Molded to match for a perfect fit and easily installs with the factory hardware.

1974-76 Caprice

Bumper Filler Sets				
AT202401	1974-76	rear - 4 piece	449.99	set
AT202501	1975-75	front - 2 piece	189.99	set
AT202601	1975-76	rear - 4 piece	189.99	set

1974-79 Impala, Caprice

Quarter Panel to Bumper				
AT202701	1977-79	LH and RH	129.99	pr

Front Fender to Bumper

AT202801	1977-79	LH and RH	129.99	pr
----------	---------	-----------	--------	----

1980-90 Impala, Caprice, Station Wagon

Quarter Panel to Bumper				
AT202901	1980-85	LH and RH	109.99	pr
AT203301	1986-90	LH and RH	109.99	pr

Front Fender to Bumper

AT203001	1980-85	LH and RH	109.99	pr
----------	---------	-----------	--------	----

Rear Center Bumper Filler

AT203101	1980-85	LH and RH	179.99	pr
AT203501	1986-90	LH and RH	179.99	pr

1980-90 Station Wagon

Bumper Filler Sets				
AT203201	1980-85	rear - 4 piece	269.99	set
AT203401	1986-90	rear - 4 piece	269.99	set

DEF AUTHORIZED



1986-90 Caprice Bumper Filler

Reproduction front bumper filler panel for 1986-90 Caprice models. Manufactured from injection molded Polyurethane as original. Paint to match.

Note: Shipped double oversize.

B1354	1986-90	front	139.99	ea
-------	---------	-------	--------	----

Bumper Guards

OER AUTHORIZED

1964 Front Bumper Reinforcement

OER® Authorized front bumper reinforcement bar for 1964 Chevrolet full size models. Manufactured from steel as original and black EDP coated.

Note: Shipped double oversized.

14222 1964..... 69.99 ea



1959-63 Grill Guard

Reproduction front grill guard for 1959-63 Chevrolet full size models. These chrome-plated grill guards were offered as factory accessories and will make a beautiful addition to your vehicle. 1959 and 1962 guards include the rubber bumpers.

KC2715 1959..... 809.99 ea
BC6204 1962..... 324.99 ea
L2000 1963..... 258.99 ea



Grill Guard Rubber Bullets

Reproduction rubber grill guard bullets designed specifically for 1959-63 Chevrolet Impala and full size models that included the optional grill bar. Each rubber bullet is manufactured in quality EPDM rubber replicating the original in design and fitment. Includes nuts for installation.

CX1867 1959..... 64.99 pr
CX1868 1961..... 49.99 pr
C6303 1963..... 10.99 ea



1963-66 Rear Bumper Guard Bracket

OER® rear bumper guard bracket for 1963-66 full size models. These stamped steel silver zinc-plated brackets are manufactured to factory specifications. Includes attaching bolt. Sold individually.

K228 1963-66..... 8.99 ea



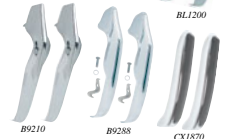
1960-68 Front Bumper Guards

Reproduction front bumper guards for 1960-68 Chevrolet full size models. These bumper guards are manufactured to factory specifications with a bright chrome finish as original. Includes mounting hardware unless noted. Sold in pairs.

Important: Part #KC2717 mounts horizontally below the front bumper.

Note: *Mounting hardware sold separately.

C6040 1960 LH and RH 79.99 pr
BL1250 1964 LH and RH 209.99 pr
KC2717* 1965 LH and RH - outer 524.99 pr
B1715* 1966 LH and RH 59.99 pr
CX1869 1968 LH and RH 171.99 pr



1960-68 Rear Bumper Guards

Reproduction rear bumper guards for 1960-68 Chevrolet full size models. These bumper guards are manufactured to factory specifications with a bright chrome finish as original. Includes mounting hardware unless noted. 1961 models require 4 guards per vehicle and are sold each, all others are sold in pairs.

Note: *Mounting hardware sold separately.

C6041 1960 LH and RH 81.99 pr
BC6128* 1961 LH or RH 51.99 ea
BL1200 1962 LH and RH 149.99 pr
B9211 1963 LH and RH 136.99 pr
B9210 1964 LH and RH 171.99 pr
B9288 1965 LH and RH 169.99 pr
CX1870 1968 LH and RH 137.99 pr

New!



1970 Bumper Guard Rubber Cushion Set

Reproduction front bumper guard rubber cushion set for 1970 Chevrolet Impala, Caprice, Bel Air models. Sold as a pair.

3962342 1970 front..... 88.99 pr



1958 Front Bumper Brace

Reproduction front bumper braces for 1958 full size models. These stamped steel braces are manufactured to factory specifications for a perfect fit.

A1670 1958 LH inner..... 37.99 ea
A1671 1958 RH inner..... 37.99 ea
A1672 1958 LH outer..... 39.99 ea
A1673 1958 RH outer..... 39.99 ea

OER AUTHORIZED



1963-66 Front Bumper Bracket Set

Reproduction front bumper brackets for 1963-66 Chevrolet full size models including Impala, Bel Air, and Biscayne models. Manufactured from quality stamped steel to factory specifications and EDP coated for rust prevention.

B1710 1963 LH/RH/CTR - 5 piece 173.99 set
B1784 1964 LH - 3 piece OER*... 54.99 set
B1783 1964 RH - 3 piece OER*... 61.99 set
C2278 1964 center..... 49.99 ea
B17056 1966 LH/RH - 4 piece..... 99.99 set

Bumper Brackets/Hardware

OE[®] AUTHORIZED



1962-64 Front Bumper Bracket

Reproduction front bumper bracket braces for 1962-64 Impala/full size models. Manufactured from tubular steel as original. Hardware not included.

A1679	1962-64	LH	19.99 ea
A1680	1962-64	RH	19.99 ea



1958 Rear Bumper Brace

Reproduction rear bumper braces for 1958 full size models. These stamped steel braces are manufactured to factory specifications for a perfect fit.

Rear Bumper Braces

A1674	1958	LH	inner diagonal	34.99 ea
A1675	1958	RH	inner diagonal	34.99 ea
A1676	1958	LH	outer	36.99 ea

Rear Outer Extension Bracket

A1677	1958	LH or RH	32.99 ea
-------	------	----------	----------

OE[®] AUTHORIZED



B1711



B1785

B1786

1963-64 Rear Bumper Bracket Set

Reproduction front bumper brackets for 1963-64 Chevrolet full size models including Impala, Bel Air, and Biscayne models. Manufactured from quality stamped steel to factory specifications and EDP coated for rust prevention.

B1711	1963	LH/RH	4 piece	136.99 set
B1786	1964	LH	2 piece-OER*	54.99 pr
B1785	1964	RH	2 piece-OER*	47.99 pr

New!



1962-63 Bumper Support Bracket Brace

Replacement front bumper outer support brackets for 1962-63 Chevrolet full size models. Manufactured from stamped steel to factory specifications. These brackets secure the front bumper outer corner to the vehicle.

Front Outer

L19063P	1962-63	LH or RH	24.99 ea
---------	---------	----------	----------

OE[®] AUTHORIZED



Stainless Steel Capped Bumper Bolt

These stainless capped bumper bolts were used on both the front and rear bumpers on most full size models. Features the correct style low dome or flat style head. Includes bumper bolt and retaining nut.

7/16"-14 x 1" - Low Dome

8557	individual	1.69 ea
------	------------	---------

7/16"-14 x 1"-Low Dome


TF400727	individual	1.99 ea
17758C	8 piece	12.99 set

7/16"-14 x 1" - Flat


MN1701	individual	1.79 ea
--------	------------	---------



B660250



B660270



B660277

1958-66 Bumper Mounting Hardware

Mounting an original or reproduction front or rear bumper is made much easier by having the right mounting hardware. Each set includes: nuts, bolts, and washers to install the bumper and the brackets.

B660250	1958	front	64 piece	34.99 set
B660260	1959	front	178 piece	51.99 set
B660261	1959	rear	80 piece	34.99 set
B660265	1960	front	104 piece	44.99 set
B660266	1960	rear	70 piece	41.99 set
B660270	1961	front	118 piece	49.99 set
B660271	1961	rear	96 piece	39.99 set
B660272	1962	front	128 piece	44.99 set
B660273	1962	rear	80 piece	40.99 set
B660274	1963	front	124 piece	44.99 set
B660275	1963	rear	96 piece	44.99 set
B660276	1964	front	130 piece	49.99 set
B660277	1964	rear	104 piece	49.99 set
B660280	1965-66	front	84 piece	39.99 set
B660281	1965-66	rear	72 piece	35.99 set

New!



SK125



SK193

1960-66 Front and Rear Bumper Bolt Set

Reproduction bumper bolts for 1960-64 Chevrolet Impala, Bel Air, and Biscayne and 1965-66 Impala, Bel Air, Biscayne, Caprice models. Bolt sets feature nuts, bolts, and lock washers. Set will mount both the front and rear OE style bumpers.

SK125	1960	36 piece	39.99 set
SK193	1963-64	32 piece	27.99 set
SK161	1965-66	24 piece	25.99 set

New!



C15315



C15320

Retaining Clips and Hardware

OER* reproduction steel retainer clips and hardware used to install and secure various components including front and rear bumper fascias, front spoiler, ground effects, radiator grill, and front end panel.

Individual Retainers

11508023	Hex bolt M6-1.0 x 20mm	.99 ea
11503957	U-nut M6-1.0, panel range 030-160	.99 ea
10287379	Hex bolt M6-1.0 x 30mm	.99 ea

Retainer Sets

C15315	25 pc - 11503957	22.99 set
C15320	18 pc - 11508023	16.99 set
C15316	25 pc - 10287379	15.99 set

License Plate Panels



B244380



A1960

1958 License Plate Panel

Reproduction front and rear license plate panels for 1958 Chevrolet full size models. These panels are manufactured from stamped steel to factory specifications and are silver powder coated for rust prevention.

B244380	front	124.99 ea
A1960	rear	113.99 ea



C6167



B9195



B244500



B245500



B246500



B9196



B246000



B247000

1960-64 License Plate Panel

Reproduction front and rear license plate panels for 1960-64 Chevrolet full size models. These bright finished aluminum panels are manufactured to factory specifications with the correct contours for an original fit and appearance.

Front			
C6167	1960	front	59.99 ea
B9195	1961	front	69.99 ea
B244500	1962	front	71.99 ea
B245500	1963	front	59.99 ea
B246500	1964	front	59.99 ea
Rear			
B9196	1961	rear	51.99 ea
B245000	1962	rear	71.99 ea
B246000	1963	rear	59.99 ea
B247000	1964	rear	59.99 ea



1958 Front License Plate Bracket

Bracket installs at the top, center of the license panel below the front bumper. Manufactured in stamped steel to factory specifications featuring correct contours for an authentic appearance and fit. Black EDP coated for rust prevention.

A1963	1958	29.99 ea
-------	------	----------



1965-67 License Plate Bracket/Gas Door

Reproduction rear license plate mounting bracket for 1965-67 Impala, Bel Air, and Biscayne models. Manufactured in stamped steel to the original factory specifications. Will fit and function as original. Includes correct hinge and mounting holes for installation. Black EDP coating for rust and corrosion prevention. Replaces original GM part #3872148.

Note: Not for use with El Camino, or station wagon models.

3857014	1965-67	39.99 ea
---------	---------	----------



front view



back view



hinge detail

1968-71 License Plate Bracket/Gas Door

Reproduction rear license plate bracket for various 1968-71 Bel Air, Biscayne, Caprice, Impala models. Manufactured in stamped steel to factory specifications for an authentic appearance. The door features a spring action hinge that allows access to the gas cap. License plate screws and insert nuts available separately.

344330	1968-71	23.99 ea
--------	---------	----------



14037

14037K15

1958-64 License Plate Panel Clip

Correct style metal pinch clips used on 1958-64 Chevrolet full size models. Installs the rear license plate panels on 1958 and 1962-64, or the front on 1964 models. Available individually or in a 15 piece set.

14037	1958-64	individual clip	1.99 ea
14037K15	1958-64	15 piece set	16.99 set
14037K25	1958-64	25 piece set	28.99 set

New!

AMK



1968-71 License Plate Bracket Hardware

Reproduction rear license plate mounting hardware for 1968-71 Chevrolet full size models. This high-quality hardware set features the correct black phosphate and oil finish and "RBW" headmarks.

G4100K	1968-71	2 piece	2.99 set
--------	---------	---------	----------

New!



License Plate Mounting Set

This license plate mounting set includes 4 plastic nuts and 4 screws. Features slotted round washer head zinc-plated screws. Fits 1/2" square hole. These are original style nuts and screws, and they'll make sure your license plate stays securely attached to your vehicle.

HK26	universal	8 piece	3.99 set
------	-----------	---------	----------

New!

DEF AUTHORIZED



K49007



K49067

Universal License Plate Attachment Screws and Nuts

Original type replacement screw and nut sets for the license plate bracket. The nylon nuts push into the bracket and screws secure the plate to the bracket.

K49007	10 piece - 5 screws, 5 nuts	11.99 set
K49067	4 piece - 2 screws, 2 nuts	2.99 set

Radiator Support

New!

OE[®] AUTHORIZED



1965 Header Panel



Reproduction header panel for 1965 Chevrolet Impala, Bel Air, and Biscayne models. Manufactured in stamped steel to original factory specifications featuring correct contours for an authentic appearance and fit. Black EDP coating for rust and corrosion prevention.

Note: Shipped oversize.

OE[®]

153862 1965..... 198.99 ea

OE[®] AUTHORIZED



1966 Header Panel



Reproduction header panel for 1966 full size models manufactured in steel as original. Includes correct dimensions for an original appearance and fit.

Note: Shipped oversize.

OE[®]

B1012 1966..... 139.99 ea

OE[®] AUTHORIZED



14081654
side view



14081654



B1335

1968-90 Header Panel



Replacement header panels for 1968-90 Caprice models. Each panel will fit and install as original. These reproduction header panels feature holes for the ornament. Manufactured in correct original material.

Note: Shipped double oversize.

OE[®]

14081654 1986..... 142.99 ea
B1335 1987-90..... 146.99 ea

OE[®] AUTHORIZED



1962 Grill Support Brackets



Reproduction grill support bracket set for 1962 full size models. These brackets are manufactured with correct mounting points and are painted with a rust preventive coating.

152601 1962..... 111.99 set

New!

OE[®] AUTHORIZED



1966 Grill Support and Bumper Filler



Reproduction front grill support and bumper filler set for 1966 Impala, Bel Air, Biscayne, and Caprice models. Manufactured in stamped steel to original factory specifications featuring correct contours for an authentic appearance and fit. Features correct pre-punched mounting holes in the correct locations. Black EDP coating for rust and corrosion prevention.

153867 1966..... 169.99 set

OE[®] AUTHORIZED



B1756A



B1709



B1755W

1962-66 Radiator Support



Reproduction radiator supports for 1962-66 full size models. Manufactured in OE gauge steel featuring original contours. Black EDP coated for rust prevention. 1965-66 also available in Weld-Thru™ Primer.

Note: Shipped double oversize.

OE[®]

B1756A 1962 EDP 189.99 ea
B1757A 1963 EDP 181.99 ea
B1709 1964 EDP 181.99 ea
B1755A 1965-66 EDP 207.99 ea
B1755W 1965-66 Weld-Thru™ 224.99 ea

OE[®] AUTHORIZED



1965-68 Radiator to Core Support Spacer



Reproduction radiator mounting bracket for 1965-68 full size models. This bracket mounts between the radiator and core support. Bracket is 1-3/4" thick, 25-5/8" inside width, and 27" mounting bolt centers.

B1718 1965-68 91.99 ea

OE[®] AUTHORIZED



B1741



B1742B


1962-64 Upper Radiator Support Brace

Reproduction steel upper radiator support brace. Mounts to the top of the radiator support on 1962-64 full size models. Manufactured in steel to factory specifications for an original fit and appearance.

B1741A 1962 78.99 ea
B1741 1963 41.99 ea
B1742B 1964 36.99 ea



W5166



W2407

1965-68 Radiator Support Bushing Set

Bushing set designed to replace the radiator support bushings. Includes: bushings along with correct bolts, sleeves, and washers for correct installation.

W5166 1965..... 40.99 set
W2407 1966-68 56.99 set

New!



377801



348080

1977-96 Radiator Support Body Bushing

Reproduction upper body mount bushing for 1977-96 full size models. Bushing is manufactured in quality hard EPDM rubber compound to correct factory dimensions offering long-lasting dependability. Sold individually.

Lower #1 Position
377801 1977-96 full size 10.99 ea

Upper #1 Position
348080 1977-79 sedan 11.99 ea
348080 1980-96 exclude wagon 11.99 ea

Hoods and Insulation



1962-66 Full Size Chevrolet Hood

Reproduction standard hoods for 1962-66 Chevrolet full size models. Manufactured from high-quality OE gauge stamped steel to factory specifications featuring the correct shape, contours, and under hood bracing. Finished in EDP coating for rust prevention.

Note: Shipped truck freight.

Part No.	Year	OER® Authorized	Price
152675	1962	OER® Authorized	489.99 ea
3817605	1963	OER®	388.99 ea
3855452	1964	OER®	399.99 ea
3852872A	1965-66	OER®	399.99 ea



1980-96 Impala and Caprice Hood

Reproduction hood for 1980-96 full size models. Hoods are coated with a rust inhibitor and are ready to prep and paint to any desired color.

Note: Shipped truck freight.


Part No.	Year	Model	Price
B1357	1980-90	Impala/Caprice	531.99 ea
B1368	1994-96	Caprice	189.99 ea
B1372	1994-96	Impala SS	189.99 ea



Adjustable Hood Prop

Constructed of high-quality aluminum and stainless steel, these adjustable hood props offer great looks as well as functionality on your ride. There are 2 versions of this hood prop, a 3 position and a 6 position. Each level of the 6 position prop increases the opening of the hood by approximately 6". Each level of the 3 level prop increases the opening of the hood by approximately 12".

Part No.	Position	Material	Price
401014	3 position	aluminum	118.99 ea
401024	6 position	aluminum	118.99 ea
401014B	3 position	black	118.99 ea
401024B	6 position	black	118.99 ea



1965-66 Molded Hood Insulation

Molded hood insulation for 1965-66 Chevrolet full size models. Requires attachment clips for installation.

Note: Shipped truck freight.

14756	1965-66	149.99 ea
-------	---------	-----------



1958-72 Hood Insulation

Reproduction hood insulation for 1958-72 Chevrolet full size models. Reduce engine noise while protecting the hood from heat. Early models are glue-on style while 1965-72 models require attachment clips for installation. Made in USA.

Steel Retainers Hood Insulation

273060	1958	43.99 ea
273070	1959-60	41.99 ea

Part No.	Year	Price
Steel Retainers	1958	69.99 set
HIR401	1959-60	64.99 set

Glue-On Hood Insulation

273080	1961	43.99 ea
273090	1962	35.99 ea
273100	1963	35.99 ea
273110	1964	39.99 ea

Clip-On Hood Insulation


273120	1965-66	39.99 ea
273130	1967	40.99 ea
273140	1968	40.99 ea
273150	1969-70	40.99 ea
273160	1971-72	42.99 ea



Hoodliner Heat Barrier Insulation

HushMat products are the #1 rated sound deadening and thermal insulation material available. Install HusMat hoodliner in your vehicle for the perfect high-performance solution to stamp out noise, vibration, and heat troubles for good.

111250100	12" x 23" - 6 each	119.99 set
-----------	--------------------	------------



Universal Hood Insulation

Dynamat hoodliners will protect your vehicle's paint and reduce irritating underhood noise. Made from 3/4" acoustic sound soaker foam with a reinforced, aluminumized skin that is oil and water resistant. The hoodliner has a high tack pressure sensitive adhesive for easy peel and stick application. For those who prefer black, there is also Dynaliner, which boasts the highest heat blocking properties available in a single layer synthetic foam. Dynaliner is available in 1/4" and 1/2" thick. Use the thickest one your space will allow. All hood insulation sheets measure 32" x 54".


Hoodliner	Thickness	Price
DM11905	3/4"	84.99 ea
Dynaliner	1/4"	80.99 ea
DM11103	1/2"	112.99 ea



Underhood Thermal Acoustic Lining

DEI underhood thermal acoustic lining. Designed specifically for underhood applications, this lining will greatly reduce the heat, noise, and vibration coming from your engine compartment. Enough material to insulate your entire hood.

DE050129	32" x 59"	black	91.99 ea
DE050130	32" x 54"	aluminum	72.99 ea



Hood Insulation Fasteners

Quality reproduction hood insulation fasteners. Keep your hood insulation where it belongs, attached to the hood. Available in OE style or less expensive service replacement style.

Replacement - Round with 4 Holes	K531	20 piece	19.99 set
Replacement - Square with 4 Holes	K3031	20 piece	12.99 set
Replacement - Round	R1383	20 piece	17.99 set
A1015	individual fastener		.99 ea

Hood Accessories



1962-66 Hood Latch Assembly

Reproduction hood latch assemblies for 1962-66 full size models. Each hood latch assembly is reproduced to match the original.

152910	1962	64.99	ea
3819819	1963	48.99	ea
3850861	1964	47.99	ea
153861	1965-66	84.99	ea

OER AUTHORIZED



1976-96 Hood Latch Catch

Reproduction hood latch for 1976-96 full size models equipped with the release mechanism located inside the passenger compartment of the vehicle.

Note: For models with inside hood release only.

OER® Authorized Reproduction

325300	1976	47.99	ea
T70495	1977-96	14.99	ea

Genuine GM

G6242	1977-96	118.99	ea
-------	---------	--------	----



1964-88 Hood Latch Striker Catch

Reproduction hood latch striker catch for 1964-68 Chevrolet full size models. These high-quality striker catch assemblies are manufactured to factory specifications and feature a black EDP coating for rust prevention.

L08027P	1964	98.99	ea
Y08016P	1968 all	98.99	ea

New!



1960-70 Hood Pilot Bolts and Spring

Correct hood bolt which attaches to the lock plate retainer. The hood pop-up spring surrounds the bolt. 1 required.

Pilot Bolts

3782560	1960-64	3" bolt	6.99	ea
3857883	1965-66	4" bolt	11.99	ea
3857883	1968-70	4" bolt	11.99	ea

Pop-Up Spring

3857882	1965-68	3-3/4" spring	5.99	ea
---------	---------	---------------	------	----



USA

1965-70 Stainless Pilot Bolt Assembly

Add a custom touch to your hood latch with this brightly polished stainless steel pilot bolt assembly for 1965-70 models. Each assembly is manufactured to fit and function like the original unit. Made in USA.

153106	1965-66	124.99	ea
153106	1968-70	124.99	ea

New!

1973-76 Hood Pop-Up Spring

Reproduction hood pop-up spring for various 1973-76 Chevrolet full size models. Manufactured to factory specifications from spring steel.

325271	1973-76	full size	15.99	ea
--------	---------	-----------	-------	----



1962-66 Hood Latch Support

Reproduction hood latch supports for 1962-66 Chevrolet full size models. Made of stamped steel like original and black EDP coated, this will replace your rusted or damaged original with a perfect fit.

152909	1962	68.99	ea	
153316	1963	with lower bracket	34.99	ea
14024	1965	31.99	ea	
14025	1966	31.99	ea	



1991-96 Hood Latch Support

Genuine GM replacement hood latch support for 1991-96 Caprice and Impala SS.

G3934	1991-96	all	56.99	ea
-------	---------	-----	-------	----



1961 Hood Release Pull Handle

Reproduction hood release pull handle for 1961 Chevrolet full size models equipped with a factory grill guard. This handle features a bright chrome finish with black accents.

CX5031	1961	69.99	ea
--------	------	-------	----

New!



1971-75 Hood Release Cable

Reproduction hood latch release cable and handle assembly for 1971-75 Chevrolet full size models. This cable is manufactured to factory specifications and replicates the original in quality, design, and fitment. Includes the interior hood release handle featuring the word "HOOD".

Note: This cable will replace a 2 piece style cable.

9612865	1971-75	"HOOD"	69.99	ea
---------	---------	--------	-------	----



1991-93 Hood Latch Release Control

Genuine GM hood release control assemblies include the handle with word "hood" on the handle.

G5581	1991-93	92.99	ea
-------	---------	-------	----



Hood Release Cable

The cables are cut-to-fit, designed with a specially extruded liner, aluminum fittings and stainless steel inner wire. The outer housing is 18" inside the vehicle and 6" under the hood. The inner wire is 9' long. Available in a black or stainless steel housing with a billet cutout handle.

Note: Requires cable operated latches.

HR1100	stainless steel housing	180.99	ea
HR1100B	black housing	129.99	ea

Hood Accessories

NEW AUTHORIZED




Universal Flip Style Hood Pin Set with Lanyards

This set uses the 2 piece flip over pins ideal for installations where an extra strong pin is required. Ring flips over stud and over center action eliminates possibility of pin falling out. Includes lanyards.

T4095 flip over style..... 14.99 set
16700GK hair pin style..... 14.95 kit

NEW! AUTHORIZED



Universal Hood Pin Set

Universal fit hood pin sets in hair pin styles or flip over style. Sets include the components to replace the original hood pin including 2 hair pin style hood pins, 2 plates, 4 bolts, and 8 mounting screws. Lanyards not included, available separately.

Hood Pin Sets

16700G hair pin style..... 11.99 set

16700H 3/16" flip over style..... 12.99 set


Lanyard

16700K replacement lanyard..... 5.99 ea

Locking Hood Pin Set

This locking hood pin set can be used in place of standard hood pins to secure your hood with two barrel locks. Set includes: 2 chrome-plated lock sets, gaskets and escutcheons, 2 fully threaded lock pins with nuts, and 2 keys. For use in conjunction with stock hood latch mechanism.

S4062 23.99 set



Custom Hood Pins

These Hotchkis custom universal hood pins add a high tech aerospace look to your vehicle. They offer lightweight durable construction, easy installation, secure hood closure, and killer good looks.

H1760 universal 299.99 set



Billet Hood Pins

Give the outside of your ride some high tech flair with these Ringbrothers billet hood pins. Machined from 6061-T6 billet aluminum, these hood pins feature a base screws into core support for easy installation and includes stainless steel locking pin for secure closure. Locking pin adjusts to the angle of the hood. Installation hardware and instructions included. Sold in pairs, available in natural or black finish.

Pitted Hood Pins

CB40046 natural 274.99 pr

CB40047 black 274.99 pr

Defiant Hood Pins

CB40049 natural 274.99 pr

CB40050 black 274.99 pr

NEW AUTHORIZED



1962-70 Hood Hinge

Original style or reproduction hood hinges for 1962-70 Chevrolet full size models. Springs sold separately.

OE® Authorized - Black EDP Coated

748734 1962 LH and RH..... 99.99 pr

3825827 1963-64 LH..... 49.99 ea

3825828 1963-64 RH..... 49.99 ea

3910667 1965-67 LH..... 42.99 ea

3910668 1965-67 RH..... 42.99 ea

3926829 1968 LH..... 52.99 ea

3926830 1968 RH..... 52.99 ea

C2300 1969 LH..... 54.99 ea

C2301 1969 RH..... 54.99 ea

C2494 1970 LH..... 54.99 ea

C2493 1970 RH..... 54.99 ea

Reproduction - OE Type - Dark Gray Phosphate

154111 1965-67 LH..... 119.99 ea

154112 1965-67 RH..... 119.99 ea

Reproduction - Chrome-Plated

153237 1965-67 LH and RH..... 369.99 pr



1963-67 Billet Kinetic Hood Hinges

Eddie Motorsports new Kinetic hood hinges are machined from 6061-T6 billet aluminum. The new Kinetic hinge is a custom alternative to the inferior OE stamped steel hinge. CNC-machined windows add to the distinctive look of the Kinetic hinge. Sealed bearing, nitrogen filled stainless steel struts, and stainless steel mounting hardware ensure long-lasting performance and smooth operation. Sold as a pair.

Polished Finish

MS14742P 1963-64 polished..... 674.99 pr

MS14743P 1965-67 polished..... 674.99 pr

Raw Machined Finish

MS14742M 1963-64 machined..... 649.99 pr

MS14743M 1965-67 machined..... 649.99 pr

Anodized Finish

MS14742BA 1963-64 gloss black..... 698.99 pr

MS14743BA 1965-67 gloss black..... 694.99 pr

MS14742CA 1963-64 clear..... 698.99 pr

MS14743CA 1965-67 clear..... 694.99 pr

Powder Coated Finish

MS14742MB 1963-64 matte black..... 674.99 pr


MS14743MB 1965-67 matte black..... 674.99 pr

MS14742BK 1963-64 gloss black..... 674.99 pr

MS14743BK 1965-67 gloss black..... 674.99 pr

MS14742CL 1963-64 clear..... 698.99 pr

MS14743CL 1965-67 clear..... 694.99 pr



Stainless Hood Hinge Bolts

Replacement stainless steel hood hinge bolts with fixed conical washers for Chevrolet full size models. Black oxide or plain stainless finish.

Black Hinge Bolts - 10 Piece Sets

Black Oxide Coated Stainless Steel

153343 universal 3/8"-16 x 1"..... 35.99 set

153341 universal 3/8"-16 x 7/8"..... 25.99 set

Plain Stainless Steel

153344 universal 3/8"-16 x 1"..... 33.99 set

153342 universal 3/8"-16 x 7/8"..... 23.99 set

Hood Hinge and Support Hardware

Sets include ten 3/8"-16 x 1" long and four 5/16"-18 x 1" long bolts.

Black Oxide Coated Stainless Steel

153345 1958-76 14 piece set..... 44.99 set

Plain Stainless Steel

153346 1958-76 14 piece set..... 41.99 set

Hood Accessories



CB46101



CB46203



CB46201

1963-76 Billet Hood Hinges

Replace your original hood hinges with a set of premium quality billet hood hinges. CNC-machined from solid 6061-T6 billet aluminum, these hinges are a direct replacement piece with no modifications necessary and feature ball bearing pivot joints and gas shocks either as a solid frame hinge or the new high tech air frame. Installation hardware and instructions included. Available in natural or black anodized aluminum finishes and for steel or fiberglass hoods.

Solid Arm Style

Natural Aluminum	
CB46101 1963-64	steel hood..... 724.99 pr
CB46102 1963-64	fiberglass hood... 724.99 pr
CB46301 1965-67	steel hood..... 724.99 pr
CB46302 1965-67	fiberglass hood... 724.99 pr
CB46501 1970	steel hood..... 799.99 pr
CB46502 1970	fiberglass hood... 799.99 pr
CB46701 1971-76	steel hood..... 799.99 pr
CB46702 1971-76	fiberglass hood... 799.99 pr

Anodized Black	
CB46103 1963-64	steel hood..... 774.99 pr
CB46104 1963-64	fiberglass hood... 774.99 pr
CB46303 1965-67	steel hood..... 774.99 pr
CB46304 1965-67	fiberglass hood... 774.99 pr
CB46503 1970	steel hood..... 849.99 pr
CB46504 1970	fiberglass hood... 849.99 pr
CB46703 1971-76	steel hood..... 849.99 pr
CB46704 1971-76	fiberglass hood... 849.99 pr

Air Frame Style

Natural Aluminum	
CB46201 1963-64	steel hood..... 724.99 pr
CB46202 1963-64	fiberglass hood... 724.99 pr
CB46401 1965-67	steel hood..... 724.99 pr
CB46402 1965-67	fiberglass hood... 724.99 pr

Anodized Black	
CB46203 1963-64	steel hood..... 774.99 pr
CB46204 1963-64	fiberglass hood... 774.99 pr
CB46403 1965-67	steel hood..... 774.99 pr
CB46404 1965-67	fiberglass hood... 774.99 pr



BH30010A



BH30011B



BH30015C

1959-70 Billet Hood Hinges

Billet hood hinges are CNC-machined to perfection in the USA from high-quality 6061-T6 billet aluminum. They provide a stunning alternative to stock stamped steel hinges and springs. Enhanced by nitrogen filled gas struts and sealed bearings, these hinges give your hood outstanding stability and flawless operation that is simply not possible with 40-50 year old stock hinges. The gas struts are made of the highest quality stainless steel for years of uncompromising performance. Sold in pairs, and include the nitrogen gas struts and stainless steel mounting hardware.

Matte Black	
BH30009A 1959-60	944.99 pr
BH30010A 1961	849.99 pr
BH30011A 1962	849.99 pr
BH30012A 1963-64	674.99 pr
BH30013A 1965-67	674.99 pr
BH30040A 1968	849.99 pr
BH30015A 1970	744.99 pr

Machined	
BH30009B 1959-60	894.99 pr
BH30010B 1961	794.99 pr
BH30011B 1962	794.99 pr
BH30012B 1963-64	649.99 pr
BH30013B 1965-67	649.99 pr
BH30040B 1968	794.99 pr
BH30015B 1970	694.99 pr

Polished	
BH30009C 1959-60	944.99 pr
BH30010C 1961	849.99 pr
BH30011C 1962	849.99 pr
BH30012C 1963-64	674.99 pr
BH30013C 1965-67	674.99 pr
BH30040C 1968	849.99 pr
BH30015C 1970	744.99 pr

New!



Chrome Hood Hinge Bolts

Hood hinge bolts in your choice of polished stainless steel or polished chrome. These hood bolts are designed for Chevrolet hood hinges. This complete set includes eight 3/8"-16 x 13/16" standard thread bolts.

AK120A universal polished chrome...	21.99 set
AK120B universal polished stainless...	38.99 set



B17102

1962 Hood Hinge Support

Reproduction hood hinge supports for 1962 Impala and full size Chevrolet models. The hood hinge support attaches to the firewall, to the top of the fender and to the top of inner fender well. The lower portion of the hood hinge bolts on the support.

B17102 1962 LH	69.99 ea
B17202 1962 RH	68.99 ea



153320

1958-61 Hood Hinge Springs

Reproduction hood springs for 1958-61 full size models. Springs are manufactured to original factory specifications. Sold in pairs.

3747007 1958	54.99 pr
153320 1959-60	49.99 pr
153321 1961	49.99 pr



3907626

1962-76 Hood Hinge Spring

OER's hood hinge springs for 1962-76 full size models. Manufactured from high-quality OE gauge spring steel to factory specifications. 2 required.

3819353 1962	13.99 ea
3848272 1963-66	14.99 ea
3907626 1967	14.99 ea
3864680 1968	22.99 ea
3907626 1969	14.99 ea
3848272 1970	14.99 ea
409025 1971-76	12.99 ea



153101

USA

USA

1963-76 Stainless Hood Hinge Springs

Add a custom touch to your hood hinges with these brightly polished stainless steel hinge springs for 1963-76 models. Each spring is manufactured to fit and function like the original unit, while giving your under hood area the finishing touch. Manufactured to operate original or reproduction steel hoods only.

153103 1963-66	144.99 pr
153099 1967	141.99 pr
153102 1968	144.99 pr
153099 1969	141.99 pr
153103 1970	144.99 pr
153101 1971-76	149.99 pr



1958-72 Hood Hinge Bolt Set

Correct replacement hood hinge bolts for 1965-72 Chevrolet full size models. Replacement style for 1958-64 models. 9/16" Hex with flat tip with 1" free spinning conical washer. Phosphate coated.

3/8"-16 x 13/16"	
B4244 1958-72 8 piece	11.99 set

Hood Accessories



OE#

1958-71 Underhood Lamp Assembly ⚠

We offer a replacement underhood lamp assembly for 1958-71 Chevrolet full size models. Manufactured to factory specifications including correct color wiring and terminal end. Replace your original lamp or install a new lamp for nighttime use.

748863 all models..... 49.99 ea



TL20014

TL20016



TL20017



TL20022

Track Spec Hood Louvers ⚠

Track Spec lightweight aluminum performance hood louvers. Increases performance and durability by reducing engine compartment temperatures. Each vent is designed to maintain the structural rigidity and fit the contours of the specific vehicle. Satin black powder coated for durability and a clean appearance. Includes detailed instructions and all hardware required for a factory quality installation.

Note: *Requires cutting.

Angled
TL20013 4" x 12"..... 179.99 pr
TL20014 5-1/2" x 12"..... 189.99 pr

Rectangular
TL20015 4" x 12"..... 179.99 pr
TL20016 5-1/2" x 12"..... 189.99 pr

Center Vent
TL20017 14-3/4" x 26"..... 219.99 ea
TL20018 13-1/2" x 19-3/4"..... 199.99 ea
TL20021* 17-3/4" x 19-1/4" x 12"..... 219.99 ea
TL20022* 17-3/4" x 19-1/4" x 12"..... 259.99 ea




OE#

1967 Hood Louver Drains ⚠

Reproduction hood louver drain tubes for 1967 Super Sport models with a 427 engine and a Super Sport hood. These drain the water from the hood louver inserts.

3903974 1967..... 9.99 pr



A9706880

Polished Finned Hood Scoop ⚠

Do you really want an ordinary stamped metal or fiberglass hood scoop? This unique and eye-catching finned hood scoop is cast in the USA from A-356 aluminum alloy and polished to show quality finish.

For those that may want to paint the hood scoop, a unpolished (sand blasted) finish is also available. Includes a full scale drilling template to tape to your hood for precise installation. Measures: 14-3/4" x 11" x 3-3/8". Opening measures 2-3/4" high.

Note: Hardware not included. Requires eight 1/4"-20.

A9706880 polished..... 278.99 ea


A9706881 unpolished..... 218.99 ea

New!

Willpatx



16025U - installed



Universal ABS Hood Scoop ⚠

Universal ABS hood scoop to dress-up your vehicle and give it a high-performance look. Thermofomed from a durable black "ABS" material and installs with no drilling required by using pre-applied 3M automotive grade adhesive tape included with each scoop. Must be painted before application to vehicle. Grill piece is included to complete a high-performance look on any vehicle.

16025U 29" x 24" x 2"..... 107.99 ea

New!



Autocross Hood Ducts ⚠

Functional NACA style air ducts feature an open mesh insert panel. Some cutting is required. Attractive matte black finish may be painted if desired. Measures: 12-1/2" long x 8" wide. Requires modifications to fit.

97L148 matte black..... 80.99 pr



HA1103



HA1107



HA1111



HA1124



HA4103

Universal Fiberglass Cowl Hood Scoop ⚠

These hood scoops are designed to provide extra clearance underhood and a lightweight advantage while providing a look that will make people think twice about what might be under it. Available in a flanged style that can be bonded or riveted on, and also a limited selection of bolt-on styles. All the flange type hood scoops must be cut-to-fit.

Note: *Shipped oversize. **Shipped double oversize.

***Shipped truck freight. OS1 OS2 TRUCK

Flange Type

With Ridge Top	
HA1103*	43" x 28" x 2-1/2"..... 296.99 ea
HA1107*	43" x 28" x 4"..... 296.99 ea
HA1111*	53" x 28" x 2"..... 296.99 ea
HA1112*	54" x 28" x 3-1/2"..... 296.99 ea
HA1114*	53-1/2" x 31" x 4"..... 296.99 ea
HA1116*	49" x 28" x 6"..... 296.99 ea
HA1117*	53-1/2" x 27" x 7-1/2"..... 296.99 ea
With Smooth Top	
HA1124***	53-1/2" x 28" x 4"..... 296.99 ea
HA1126**	57" x 28" x 6"..... 296.99 ea
HA1128*	54" x 28" x 8"..... 296.99 ea

Bolt-On Type

With Ridge Top	
HA4103**	43" x 29-1/2" x 2-1/2"..... 311.99 ea
HA4104*	43" x 29-1/2" x 4"..... 311.99 ea

Exterior Hardware

Customize your hood and trunk lid with these all new hood and trunk lid mirrors!



Custom Underhood/Trunk Mirrors

Beautiful your engine and trunk compartments with these awesome mirror sets. These mirrors are made of 1/8" thick lightweight and heat resistant plastic that are professionally designed to fit perfectly to your factory hood and trunk lid. All mirror sets are custom cut and include silicone, caulking gun, masking tape, and instructions for installation.

1958-96 Hood & Trunk Lid Mirror Sets


Order mirrors for both hood and trunk lid and save!

M1537	1958	hdtp/convertible	444.99 set
M1538	1959	convertible	444.99 set
M1539	1960	hardtop	444.99 set
M1540	1960	convertible	444.99 set
M1541	1960	hardtop	444.99 set
M1542	1961	hdtp/convertible	444.99 set
M1543	1962	hdtp/convertible	444.99 set
M1544	1963	hdtp/convertible	444.99 set
M1545	1964	hdtp/convertible	444.99 set
M1546	1965	convertible	444.99 set
M1547	1965	hardtop	444.99 set
M1548	1966	convertible	439.99 set
M1549	1966	hardtop	444.99 set
M1550	1967	convertible	444.99 set
M1551	1967	Impala	444.99 set
M1569	1967	Impala Custom	444.99 set
M1569	1967	Caprice	444.99 set
M1552	1968	convertible	444.99 set
M1553	1968	Impala	444.99 set
M1570	1968	Impala Custom	444.99 set
M1570	1968	Caprice	444.99 set
M1554	1969	convertible	444.99 set
M1555	1969	Impala	444.99 set
M1571	1969	Impala Custom	444.99 set
M1571	1969	Caprice	444.99 set
M1556	1970	convertible	444.99 set
M1557	1970	hardtop	444.99 set
M1558	1971	hdtp/convertible	444.99 set
M1573	1980-90	Caprice	450.99 set
M1559	1994-96	sedan	444.99 set

1958-96 Hood Mirrors

M1500	1958	321.99 set
M1501	1959	321.99 set
M1502	1960	321.99 set
M1503	1961	321.99 set
M1504	1962	321.99 set
M1505	1963	321.99 set
M1506	1964	321.99 set
M1507	1965-66	321.99 set
M1508	1967	321.99 set
M1509	1968	321.99 set
M1510	1969	321.99 set
M1511	1970	321.99 set
M1512	1971	321.99 set
M1513	1994-96	321.99 set

OE Style - Black Phosphate and Silver Zinc Coated




1958-70 Front End Fastener Set

Complete front end fastener set that includes correct black oxide punch point bolts, cage nuts, fender washers, radiator bolts, hood bolts, and grill bolts to put the front sheet metal back together.

B637300	1958	84.99 set
153088	1959	94.99 set
B637350	1960	84.99 set
FE216	1961-64	43.99 set
B8130	1965-70	41.99 set

Stainless Steel and Coated in Black Oxide




1961-70 Front End Sheet Metal Bolt Set

Front end sheet metal bolt sets for 1961-70 full size models. Designed as a direct replacement for the entire front end sheet metal, these bolt sets are manufactured out of stainless steel and coated in black oxide. For all the benefits of stainless steel while maintaining an original appearance.

153160	1961-64	151.99 set
153161	1965-70	147.99 set

OE Style - Black Phosphate and Silver Zinc Coated



1961-70 Underhood and Trunk Hardware and Fastener Set

A complete restoration of the hood and trunk areas of your vehicle are made much easier by having the right mounting hardware. Each set includes all the necessary nuts, bolts, screws and washers for a complete replacement. Each set contains the right amount of nuts and bolts allowing an easy and precise replacement of all hardware.


SK403	1961-62	131 piece	94.99 set
SK404	1963	190 piece	136.99 set
SK405	1964	130 piece	127.99 set
SK406	1965-66	286 piece	181.99 set
SK409	1967	226 piece	139.99 set
SK407	1969	248 piece	165.99 set
SK408	1970	227 piece	146.99 set



1961-66 Stainless Steel Fastener Set

Sets for 1961-66 Chevrolet full size models contain the fasteners you need to assemble your bumpers, door hinges, door jamba, filter panel/stone guard, firewall, front and inner fenders, headlights/turn signals, hood hinges, hood latches, radiator/core support, battery box, trunk hinges, trunk latch, trunk catch, taillights, gas tank, and more!

68230	1961-62	640.99 set
68253	1963-64	660.99 set
68302	1965-66	550.99 set



1958-72 Exterior Screw Set

Each exterior screw set contains most of the necessary screws, nuts, and fasteners for the grill, headlamp bezels, outer door mirrors, park lamp bezels and lenses, tail lamp bezels, windshield moldings, and more! Bolts and other mounting hardware sold separately.

Note: *Models with wheel well moldings.

SK113	1958	37 piece	13.99 set
SK539	1959	38 piece	16.99 set
SK1465	1960	58 piece	19.99 set
SK1470	1961	34 piece	12.99 set
SK1475	1962	40 piece	14.99 set
SK1480	1963	34 piece	14.99 set
SK1485	1964	32 piece	11.99 set
SK1490	1965	18 piece	11.99 set
SK1490A*	1965	48 piece	18.99 set
SK1495	1966	25 piece	9.99 set
SK1495A*	1966	55 piece	24.99 set
SK1500	1967	36 piece	14.99 set
SK1505	1968	61 piece	24.99 set
SK1510	1969	70 piece	21.99 set
SK803	1970	81 piece	32.99 set
SK1997	1972	29 piece	12.99 set
SK1997A*	1972	61 piece	25.99 set

Front Fender Components

EDP AUTHORIZED



B1395A



153569



B1366

1962-96 Front Fender

Replace damaged or missing original fenders on 1962-96 full size models with these excellent reproductions. Each reproduction is precision manufactured to install and fit just like the original. Front fenders are EDP coated for rust prevention and replace the originals exactly.

*Note: *Without antenna hole. Shipped track freight.*

B1322	1962	LH	44.99 ea
B1322	1962	RH	44.99 ea
B1394A	1963	LH	324.99 ea
B1395A	1963	RH	391.99 ea
B1396	1964	LH	369.99 ea
B1397	1964	RH	369.99 ea
153568	1965	LH	730.99 ea
153569	1965	RH	730.99 ea
B1788A	1966	LH	899.99 ea
B1788A	1966	RH	899.99 ea
B1365	1980-90	LH	137.99 ea
B1364	1980-90	RH	136.99 ea
B1367	1991-96	LH	69.99 ea
B1366*	1991-96	RH	69.99 ea



B11061



B11062

1964 Front Fender Patch Panel

A good alternative to replacing the entire front fender when rust is a problem on the rear fender area. These 19-1/2" x 12-1/2" die-stamped patch panels will replace the area behind the wheel well opening that is often rusted out. These panels are stamped in the USA and are supplied in bare steel oiled finish.

B11061	1964	LH	19" high	108.99 ea
B11062	1964	RH	19" high	108.99 ea

EDP AUTHORIZED



B17119



B1701



B17022

1962-66 Inner Front Fender Well

Reproduction inner fender wells for 1962-66 full size Chevrolet models. Manufactured to factory specifications and EDP coated for rust prevention.

Note: Ships double oversize.

B17119	1962	LH	193.99 ea
B17129	1962	RH	193.99 ea
B1701	1963	LH	209.99 ea
B1702	1963	RH	288.99 ea
B1708	1964	LH	149.99 ea
B1707	1964	RH	149.99 ea
B17023	1965	LH	199.99 ea
B17022	1965	RH	199.99 ea
B17025	1966	LH	199.99 ea
B17024	1966	RH	199.99 ea



gm

1976 Rear Wheel Opening Cover Fastener

Correct fastener designed for 1976 rear wheel opening cover. 2 required.

G1619	1976	except wagon	2.99 ea
-------	------	--------------	---------

New!

EDP AUTHORIZED



B13074K

14111

Cupped Fender Washer

Reproduction cupped style washer for Chevrolet full size models. Manufactured in quality stamped steel to original factory dimensions and treated for rust prevention. Replaces your rusted, incorrect, or missing cupped style fender washer. Measures 2-1/4" in diameter. Sold individually, set of 4, or set of 20.

F14110	individual	1.29 ea
B13074K	4 piece	7.99 set
F14111	20 piece	18.99 set

New!




1959 Inner Fender Core Support Brackets

Reproduction front fender to radiator core support reinforcement brackets for all 1959 Chevrolet full size models. Manufactured from stamped steel. These brackets are slightly thicker than original in order to provide better strength. LH and RH.

L19146	1959	LH and RH	33.99 pr
--------	------	-----------	----------

New!



1961-70 Fender & Wheelhouse Bolt Set

These high-quality bolt sets include the bolts, J-nuts and cup washers used in assembling the front fenders and wheelhouse panels. Replaces rusted, incorrect, or missing hardware.

K19131	1961-64	64 piece	28.99 set
K19132	1965-70	60 piece	27.99 set

New!



1N8961Z

1967-70 Fiberoptic Vigilite Bezel Gasket

Vigilite fender bezel gasket for 1967-70 Chevrolet full size models. This is the gasket that mounts under the chrome bezel.

1N8961Z	1967-70	LH or RH	11.99 ea
C172391	1967-70	LH or RH - chrome	33.99 ea

EDP AUTHORIZED



1963-64 Fender to Valance Bracket

Reproduction front fender to valance bracket designed to secure the fender to the valance. Each bracket is black and designed to replace the bent or missing original. Fits LH or RH sides. 2 required.

3841760	1963-64		11.99 ea
---------	---------	--	----------



Fender to Cowl Bolt Set

Replacement fender to cowl panel bolts for various GM vehicles. 9/16" Hex with flat tip with oversized free spinning conical washer. Black phosphate coated.

B11964	3/8" - 16 x 1-3/8"	4 piece	7.99 set
--------	--------------------	---------	----------

Fender Skirt Components



1976-81 Inner Fender Well Clip

Replacement nylon attachment clip for the fender on 1976-81 models. Use as required. Measures: head diameter 1/2", stem diameter 9/32", stem length 3/4".

A1016 1976-81 nylon 1.29 ea



Front Inner Fender Well Bolts

Replacement fender skirt bolts for various GM vehicles. 1/2" Hex with pointed tip with 1-1/2" oversized free spinning conical washer. Black phosphate coated.

B11600 5/16" x 7/8" 2 piece..... 3.99 pr



14051



14052



14052



14052



14052

1967-68 Fender Skirts with Moldings

Reproduction rear fender skirts for 1967-68 full size Chevrolet Impala models only. These high-quality steel reproductions feature the chrome moldings. They will fit perfectly and bring that vintage, showroom look back to your vehicle. Includes seals, mounting brackets, and hardware. Sold in pairs.

Note: Shipped double oversize.

14051 1967 with moldings..... 429.99 pr
14052 1968 with moldings..... 397.99 pr

CLASSIFIED AUTHORIZED



Universal Fender Skirt Mounting Bolt

OER® Authorized reproduction Hex head bolt for various GM models. This bolt is used for the installation of a number of parts on the front end.

X600750 universal 5/16"-18 x 3/4" ... 99 ea



BC1055



BC1067

1958-68 Rear Fender Skirts

Reproduction rear fender skirts for full size models. Each pair of skirts include mounting clips and sealing strips. Replacement clips and strips also available separately. Will not fit station wagons.

Note: Shipped double oversize.

BC1060	1958.....	192.99 pr
BC1061	1959.....	192.99 pr
BC1062	1960.....	192.99 pr
BC1050	1961.....	192.99 pr
BC1052	1962.....	192.99 pr
BC1053	1963.....	192.99 pr
BC1054	1964.....	192.99 pr
BC1055	1965-66.....	224.99 pr
BC1067	1967-68.....	293.99 pr



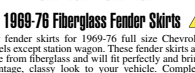
FC001



FC002



FC003



FC001	1969-70.....	249.99 pr
FC002	1971-76.....	269.99 pr

Mounting Hardware
FC003 1969-76..... 9.99 set



BC1008



BC1009



BC1002



BC1005



1958-66 Rear Fender Skirt Scuff Plates

Reproduction rear scuff guards for 1958-66 models. Each fender skirt scuff plate is manufactured to factory specifications from polished stainless steel for an original fit and authentic appearance.

BC1008	1958 LH and RH.....	29.99 pr
BC1009	1959 LH and RH.....	29.99 pr
BC1010	1960 LH and RH.....	29.99 pr
BC1011	1961 LH and RH.....	29.99 pr
BC1002	1962 LH and RH.....	28.99 pr
BC1003	1963 LH and RH.....	28.99 pr
BC1004	1964 LH and RH.....	28.99 pr
BC1005	1965 LH and RH.....	33.99 pr
BC1005	1966 LH and RH.....	33.99 pr



1958-76 Rear Fender Skirt Rubber Seal

Reproduction rear fender skirt rubber seal. One strip will seal 2 fender skirts. 120" length.

BC1028 1958-76 1 required..... 11.99 ea



1958-66 Rear Fender Skirt Clip Set

Reproduction rear fender skirt clips designed to attach the fender skirt. 4 piece set.

BC1027 1958-66 clips..... 9.99 set

Cowl Panels and Wiper Parts

AEF AUTHORIZED



1961-62 Cowl Vent Panel

Reproduction cowl vent panel for 1961-62 Chevrolet Impala, Bel Air, Biscayne, and full size models. Each cowl vent panel is manufactured in stamped steel to original factory specifications featuring correct contours for an authentic appearance and fit. Features correct mounting locations for installation. Black EDP coating for rust and corrosion prevention.

Note: Shipped double oversize.
1533748 1961-62 339.99 ea

AEF AUTHORIZED



1961-64 Upper Cowl Panel

Correct reproduction of the original upper cowl panel designed for use with 1961-64 Chevrolet Impala, Bel Air, and Biscayne models. Each upper cowl panel is manufactured in stamped steel to original factory specifications featuring correct contours for an authentic appearance and fit. Features correct mounting points and pre-punched holes same as original. Comes black EDP coating for rust and corrosion prevention.

Note: Shipped double oversize.
1533332 1961-64 209.99 ea

AEF AUTHORIZED



1965-67 Lower Cowl Panel

Reproduction lower cowl panel for 1965-67 Impala, Bel Air, Biscayne, and Caprice models. Each panel is manufactured in stamped steel to original factory specifications featuring correct contours for an authentic appearance and fit. Replace your rusted lower cowl panel with this quality reproduction. Features correct openings including the windshield wiper hole. Black EDP coating for rust and corrosion prevention.

Note: Shipped double oversize.
152617 1965-67 361.99 ea

AEF AUTHORIZED



1962-64 Outer Cowl Panel

Reproduction of the outer cowl panel for 1962-64 full size Chevrolet. Each reproduction panel is manufactured in steel to exact specifications allowing proper installation and fit. All panels are finished in a rust preventative coating.

M1785A 1962-64 LH EDP 49.99 ea
M1784A 1962-64 RH EDP 49.99 ea
M1785W 1962-64 LH Weld-Thru™ 59.99 ea
M1784W 1962-64 RH Weld-Thru™ 59.99 ea



1961-64 Cowl Plugs

Reproduction plastic plugs used to cover the access holes on the upper cowl on 1961-64 full size models. Set of 4.

153319 1961-64 17.99 set

New!



1958-77 Cowl Tag/Data Rivets

Reproduction aluminum cowl tag rivets for 1958-77 Chevrolet full size models. Features the original style rivet with the correct finish. .34" diameter.

B13182 1958-77 1/4" 7.99 pr



Universal Windshield Wiper Bullets

Eliminating windshield wiper arms on your classic vehicle? Cap off the wiper transmission with these chrome 1/2" or 5/8" shaft wiper bullets for that "finished look".

C4041 universal 1/2" 15.99 pr
C4041L universal 5/8" 21.99 pr



Intermittent Wiper Module

This intermittent wiper module adds three settings to the factory slow and fast speeds. Uses existing switch and motor for a stock look. Installs behind the dash between the switch and harness. Fits most applications with 2-speed and non-hiding wipers.

RE13009 72.99 ea



1970-75 Spray Connector Tee

Replacement T-connector for use wherever a 3/16" tie connector is needed.

A12918 1970-75 99 ea

New!



1958 Windshield Wiper Arm

Service replacement windshield wiper arm for Chevrolet full size models. Features polished stainless steel construction and a die-cast chrome-plated base with the correct 1/2" small knurl design. The blade end of the arm is produced with the 3/16" narrow style bayonet for a snap-in installation of the blade (sold separately). Arm measures approximately 13-1/2" from the bayonet end to the center of the wiper shaft. Sold individually. Wiper blade available separately.

CX1387 1958 LH 16.99 ea
CX1386 1958 RH 16.99 ea



1959-60 Wiper Arm

Reproduction windshield wiper arms for 1959-60 full size models. Replace your missing or damaged wiper arms with these quality reproductions.

2 and 4 Door Hardtop

CX5032 1959-60 LH 19.99 ea
CX5033 1959-60 RH 19.99 ea

2 and 4 Door Sedan/Wagon and El Camino

CX5034 1959-60 LH 19.99 ea
CX5035 1959-60 RH 19.99 ea

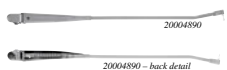


1961-67 Windshield Wiper Arms

OER® windshield wiper arms for 1961-67 Chevrolet full size models. Manufactured to factory specifications. Available in polished stainless steel or silver finish as original.

14" from Center of Mounting Post to Tip
G5674 1961-64 polished 59.99 pr
14-1/4" LH, 14-1/2" RH Center of Post to Tip
K119 1963-64 polished 49.99 pr
15-7/8" from Center of Mounting Post to Tip
K118 1965-67 polished 49.99 pr

AEF AUTHORIZED



1977-90 Windshield Wiper Arm

OER® windshield wiper arms for 1977-90 full size models. Manufactured to factory specifications. Available in a silver finish as original.

2000489 1977-90 LH 24.99 ea
2000489 1977-90 RH 24.99 ea

Windshield Wiper Parts



Trico style connector

Anco style connector



1959-72 15" Wiper Blades and Refills

OE[®] windshield wiper blade assemblies for 1959-72 full size models. Manufactured to factory specifications in both Trico and Anco 15" style configurations. Each wiper blade features a polished stainless steel rack assembly with a rubber wiper blade.

15" Wiper Blades		
3899508	1959-67	Trico..... 19.99 ea
G5675	1959-67	Anco..... 44.99 pr
288962	1959-67	Anco - push button 49.99 pr
G5679	1959-72	Trico..... 35.99 pr


15" Wiper Blade Refills		
3819074	1959-67	Trico..... 9.99 ea
17528B	1959-67	Anco..... 16.99 pr
2771967	1959-67	Anco - push button 11.99 pr
G5679R	1959-72	Trico..... 15.99 pr



Windshield Wiper Arm Remover Tool

Make replacing or removing the windshield wiper arm easy with the windshield wiper arm removal tool. Will allow you to remove the wiper arm safely without possible damage.

Y65750	1958-96 5.99 ea
--------	---------	---------------



K164 - detail

3980353 - detail



1959-70 Aero Style Wiper Blades and Refills

OE[®] reproduction of the "Aero" style wiper blades and refills for better wiping performance and classic styling. Available in 15" or 16" lengths. Sold in pairs.

Wiper Blade Assemblies			
K164	1959-67	15".....	84.99 pr
3980353	1968-70	16".....	79.99 pr

Wiper Blade Refills			
K164R	1959-67	15".....	19.99 pr
3980353R	1968-70	16".....	20.99 pr



1961-64 15" Wiper Arm & Blade Kit

OE[®] windshield wiper arm and blade kit for 1961-64 full size models. Available in polished stainless steel.

R865	1961-64	Trico - 15".....	89.99 set
R866	1961-64	Anco - 15".....	89.99 set



1968-70 16" Wiper Blades and Refills

Reproduction Trico Style wiper blade refill for various models that require a 16" Trico style rainbow type wiper blade. Each wiper blade assembly will replace the original and offer years of service. Each blade assembly comes complete with a steel blade and wiper refill. For refills, refer to part #17528D.

881358	1968-70	blade set.....	29.99 pr
17529B	1968-70	individual blade	15.99 ea
17528D	1968-70	refill only.....	16.99 pr



Classic Series - Bayonet - 3899508

Standard Silicone - 153228

Premium Force - 153229


Replacement Wiper Blade

Our Classic Series is designed in polished stainless steel finish for a retro look. The Standard Series is a basic black metal blade. Finally our Premium Force Series is a modern style Aero blade for maximum contact at high speeds that uses wind force on wiper.

Classic Series (Refillable Except Where Noted)			
3899508	15" bayonet Trico	19.99 ea
G5675	15" bayonet Anco	44.99 pr

Standard Silicone (Uses 45 Series Narrow Refill)			
153225	16" bayonet, side lock, or hook	4.99 ea
153226	18" bayonet, side lock, or hook	5.99 ea
153227	20" bayonet, side lock, or hook	4.99 ea
153228	22" bayonet, side lock, or hook	6.99 ea

Premium Force (Modern Aero Blade Non-Refillable)			
153230	16" bayonet, side lock, or hook	13.99 ea
153231	18" bayonet, side lock, or hook	13.99 ea
153233	22" bayonet, side lock, or hook	16.99 ea



side lock connector

end detail



1970 16" Side Lock Wiper Blades

OE[®] reproduction 16" "ANCO style" full frame, medium profile windshield wiper blade assemblies for 1970 Impala models. These wiper blades are manufactured from stamped stainless steel with a quality molded rubber insert. Features 3/16" side lock connector.

ME7601	1970	LH and RH - 16".....	49.99 pr
ME7602	1970	blade refill - 16".....	11.99 ea



side lock connector

end detail




1970 16" Side Lock Wiper Blades

OE[®] reproduction 16" windshield wiper blade in black for various models. Each blade is manufactured in stainless steel. Fits the side lock style connector. Sold individually.

9673995	1970	16" stainless ...	21.99 ea
9673995B	1970	16" black.....	21.99 ea

Windshield Washer Parts



1958-69 2-Speed Wiper Motor

Finally a true bolt-in replacement for your 1958-69 Chevrolet full size models. The Clean Wiper Drive is a high tech motor replacement for the OE electric motor. Using an extremely heavy-duty factory tested 2-speed motor that is smaller than the original, giving you more room for that big block or aftermarket ignition system. The kit mounts in the factory mounting position, hooks up to the original linkage and transmissions, and includes all the mounting hardware and 2-speed switch.

Note: *Requires stock vacuum style linkage arms and wiper transmissions.

NE5800CP*	1958	279.99 ea
NE5900CP	1959	279.99 ea
NE6000CP	1960	279.99 ea
NE6162CP	1961-62	279.99 ea
NE6364CP	1963-64	279.99 ea
NE6568CP	1967-68	279.99 ea
NE6569CP	1965-69	279.99 ea



1968-96 Windshield Wiper Motor

Each wiper motor is built using the industry's most advanced engineering and manufacturing technology. Our remanufactured wiper motors are the high-quality, low cost alternative to brand name motors. Wiper motors do not include washer pump unless noted. Includes 1-year manufacturer's limited warranty.

Note: *With washer pump.

Front Windshield Wiper Motor

Without Intermittent Wipers		
A40148	1968-71 all	129.99 ea
A40162	1973 connect RH side	129.99 ea
A40162	1974 Bel Air	129.99 ea
A40162	1975-90 all	129.99 ea

With Intermittent Wipers		
A40168	1975-90 all	129.99 ea
A40178	1991-96 Impala/Caprice	79.99 ea

Rear Window Wiper Motor		
A40118	1991-95 wagon	97.99 ea
A401041	1996 wagon	137.99 ea

1959-77 Wiper Motor Gasket

Wiper motor to shroud gasket is necessary to seal the wiper motor helping to eliminate unnecessary elements from reaching the sensitive components in the motor. Measures: 2-11/16" x 5/16".

G11288	1959-77 all GM	17.99 ea
20489125	1959-77 all repro	3.99 ea

1980-90 Wiper Motor Relay

Reproduction of the original wiper motor relay designed to replace non-functional originals.

19860	1980-90	9.99 ea
-------	---------	---------



1967-79 Wiper Motor Ground Strap

Reproduction wiper motor ground strap for 1967-79 Chevrolet full size models equipped with or without hidden wipers. Manufactured to factory specifications for proper fitment and appearance.

Without Hidden Wipers

153795	1967-79 full size	3.99 ea
--------	-------------------	---------

With Hidden Wipers

153796	1970 Impala	3.99 ea
--------	-------------	---------



1959-62 Wiper Motor Grommet Set

Reproduction grommets used to mount the wiper motor to the firewall on all 1959-62 full size models. This reproduction includes the original type steel sleeve built directly into the grommet. Each set includes 4 grommets and 4 screws. For use on 1959-62 models with 2-speed wiper motor.

B396520	1959-62	31.99 set
---------	---------	-----------

1967-74 Wiper Motor Grommet Set

Reproduction wiper motor grommets for 1962-74 Chevrolet full size models. Each grommet is a replication of the original manufactured with hard rubber and an original type steel sleeve built directly into the grommet. The grommets are used to mount the windshield wiper motor to the firewall. Each set includes 3 grommets and 3 Hex head factory style bolts with star shaped lock washers.

3824124	1962-74 Hex head bolts	12.99 set
---------	------------------------	-----------



1975-81 Wiper Motor Grommet Set

Reproduction grommets used to mount the wiper motor to the firewall on 1975-81 full size models. This 1-speed wiper motor reproduction includes the original type steel sleeve built directly into the grommet. Sold as a set of 3.

4910180	1975-81 Phillips screws	10.99 set
---------	-------------------------	-----------



1985-90 Wiper Motor Grommet Set

Reproduction grommets used to mount the wiper motor to the firewall on 1985-90 full size models. This 1-speed wiper motor reproduction includes the original type steel sleeve built directly into the grommet. Sold as a set of 3.

4910180	1985-90 Phillips screws	10.99 set
---------	-------------------------	-----------



1965-96 Windshield Washer Pump

Replace your broken missing windshield washer pump with one of these fine replacements. These quality replacement pumps are an inexpensive alternative to the original Delco Delco washer pumps.

Note: *With 1-speed washer.

All			
72212	1968-69 full size	81.99 ea	
72212	1973-74 full size	81.99 ea	
72606	1990 Caprice	96.99 ea	
72515	1991-92 Caprice	17.99 ea	
72435	1993-96 full size	16.99 ea	

With Hidden Wipers

4918180	1970-73 full size	44.99 ea
---------	-------------------	----------

Without Hidden Wipers

72332*	1965 full size	59.99 ea
72332*	1970-72 full size	59.99 ea

With Pulse Wiper

72606	1975-89 full size	96.99 ea
-------	-------------------	----------

Without Pulse Wiper

72212	1975-89 full size	81.99 ea
-------	-------------------	----------



1973-89 Windshield Washer Pump

Reproduction washer pump for 1973-89 Chevrolet full size models. Pump is engineered to match OE washer pump in functionality, fitment, and cosmetic appearance. Features a 2 blade electrical connector with 3 straight washer nozzles. Features an injection molded plastic cover and a white washer pump head like the OE pumps. For 1973 2nd design (late production) models that require the slotted hole for the wire harness to go through.

4960771	1973-89 w/o wiper delay	49.99 ea
---------	-------------------------	----------



1975-90 Windshield Washer Pump

This quality service replacement pump is an inexpensive alternative to the original Delco and reproduction washer pumps. Pump is a modern style round pump with two nozzles. Includes an assortment of tees, short pieces of hose, and a filter.

11515	1975-90 with wiper delay	41.99 ea
-------	--------------------------	----------

Windshield Washer Parts



ACDelco

1991-96 Windshield Washer Pump

Replace your broken or worn out windshield washer pump with this Genuine GM replacement. Each washer pump will replace the original exactly. Designed for 1991-96 full size Chevrolet models.

G7032 1991-96 all 63.99 ea

New!

OER



1968-73 Windshield Washer Pump Cover

Reproduction windshield washer pump plastic cover for 1968-73 Chevrolet full size models. This is a new wiper pump cover for models with recessed wipers. This pump cover features correct OE #49181870 molded into part. Replaces the cover on OE washer pump part #4918180. For first design washer pump with external switch and terminal board.

4918070 1968-73F 12.99 ea

New!

OER



1973-89 Windshield Washer Pump Cover

Reproduction windshield washer pump plastic cover for 1973-89 Chevrolet full size models. This is a new wiper pump cover for most models with recessed wipers and wiper motor with external terminal board. This pump cover features correct configuration and indentations molded into part. Replaces the cover on OE washer pump part #4960771. For second design washer pump with integrated switch and terminal board.

4960775 1973-89 12.99 ea



1963-88 Washer Pump Repair Set

This washer pump repair set will replace the top of the pump which includes the hose connections, the pump gaskets and mounting screws. The set is designed to stop leaks which may occur over time and repair non-functional washer pumps.

4914357 1963-88 6.99 set

New!

OER AUTHORIZED



1964-87 Wiper Transmission Screws

Reproduction wiper transmission mounting screws. These are the correct screws that are used to mount the wiper transmission and feature the correct head style with washers included.

153021 1964-87 4 piece 6.99 set

New!



1959-64 Wiper Transmission Bushing Kit

Reproduction windshield wiper transmission arm bushing rebuild kit for 1959-64 Chevrolet full size models. This kit is for replacing the ball joint bushings on the wiper transmission arms. This is only for the ball joint section of the wiper transmissions. One kit does both transmissions.

Note: 1959-62 models take two plates and two nylon bushings while 1963-64 models only have one. On some occasions, you may need to use a small drill bit to clear/widen the hole to insert the new rivets.

L08099 1959-64 8 piece 54.99 kit



C1103



C1105

1958-64 Windshield Washer Hose Set

Nobody likes a dirty windshield. This reproduction washer hose set may be just what you need to get your windshield washers operational again.

C1101	1958	12.99 set
C1102	1959-60	10.99 set
C1103	1961	10.99 set
C1104	1962	12.99 set
C1105	1963	12.99 set
C1106	1964	12.99 set

New!



1963-74 Washer Hose Tie Straps

Straps used to hold windshield washer hoses to fender well. Manufactured in ABS plastic replicating the original appearance. Correct shape and style for most GM models, but can be used as a service replacement part on any make or model. Set of three straps.

K0143 1963-74 9.99 set

New!




CX2092

1958-60 Windshield Wiper Escutcheon Kit

Reproduction windshield wiper tower bezels designed for 1958-60 Chevrolet Impala, Biscayne, and Bel Air models. Each bezel is manufactured in quality die-cast zinc and chrome-plated to a lustrous shine offering an authentic appearance and fit. These bezels surround the wiper transmission towers that the wiper arms attach to.

CX2093	1958	2 piece	66.99 set
CX2092	1960	4 piece	69.99 set

OER



3718638 - installed



1958 Windshield Washer Nozzles

OER's windshield washer spray nozzles designed to fit 1958 Impala models with washer pump option. Manufactured to factory specifications. Chrome-plated to ensure excellent corrosion protection. Sold in pairs.

3718638 1958 14.99 pr

OER



3798376



3821832

3859226

1961-66 Windshield Wiper Nozzles

Reproduction windshield washer nozzles for all 1961-66 full size models. These nozzles are made from die-formed stamped steel and with formed metallic tube brazed in place as the original. These nozzles feature zinc coating to ensure long-life and excellent corrosion protection. Sold as a pair. 1 pair required per vehicle.

3798376	1961-62	44.99 pr
3821832	1963-64	44.99 pr
3859226	1965-66	44.99 pr

Windshield Washer Parts



1958-96 Windshield Washer Kit

Handy universal washer kit will allow replacement of the washer bottle, washer pump, and hoses. Everything you need to completely replace or install a windshield washer system. This kit can be used on 1958-96 Chevrolet full size models.

Note: Washer nozzles not included, sold separately.

152800 1958-96 full size 109.99 ea



Universal Washer Bottle and Pump Set

Universal washer bottle and pump for Bel Air, Biscayne, and Impala models. This set is for when you need a low maintenance high-quality washer pump and bottle. MP40100 1960-67..... 24.99 set



Glass Windshield Washer Bottle

Reproduction glass windshield washer bottle with anti-freeze/washer solvent lettering on cap. This complete replacement set includes the mounting bracket. For use on virtually all early GM models.

WB125 bottle, cap, and bracket 41.99 set
WB126 replacement cap 5.99 ea



1960-67 Optikleen Washer Bottle Decal

Exact reproduction washer bottle decal for 1960-67 Impala models with Optikleen washer bottle. Each decal includes the correct type style with instructions for antifreeze, bug removal and temperature ratings.

DC204 1960-67 Optikleen decal 6.99 ea



1982-90 Washer Bottle Push-In Retainer

Reproduction windshield washer bottle push-in retainer for 1982-90 Chevrolet Impala and Caprice models. 2 required per vehicle.

12337831 1982-90 individual 1.49 ea



1962-70 Windshield Washer Jar

OER® replacement jar which holds the windshield washer fluid. This jar is for 1962-70 Impala/full size models. The washer cap is sold separately.

3840083 1962-69 13.99 ea
3990892 1970 23.99 ea



1975-79 Windshield Washer Jar

This OER® reproduction windshield washer jar holds the windshield washer fluid. This jar is for all 1975-79 Impala models.

Note: The washer cap is sold separately.

4961312 1975-79 24.99 ea



1982-90 Washer Jar Fluid Screen

Correct reproduction filter screen used to eliminate dirt and other residue which could clog the washer hoses, pump, or washer nozzles. Replace your screen periodically for best results.

3986821 1962-90 4.99 ea



1962-69 Washer Jar and Bracket Kit

The kit includes: the correct washer jar, attaching bracket and washer jar cap. We now offer this unique kit which fits 1962-69 full size models.

K2535 1962-69 23.99 kit



1962-69 Washer Jar Bracket

If your washer fluid reservoir bracket has long since succumbed to rust or parts scavengers, look no further! This bracket will fit all 1962-69 models except 1962-66 models with 2-speed wipers.

Note: Fits all models equipped with outlet hose at top of jar (6 inch high jars only).

548935 1962-69 12.99 ea



1976-79 Washer Jar Bolt

Designed to hold the washer jar in place.

G0019 1976-79 2.99 ea



1962-84 Washer Jar Cap

Correct injection molded reproduction windshield washer jar cap. Fits all 1962-84 full size models. Features correct "Windshield Washer Fluid Only" wording.

3798372 1962-84 3.99 ea



1991-96 Windshield Washer Jar Cap

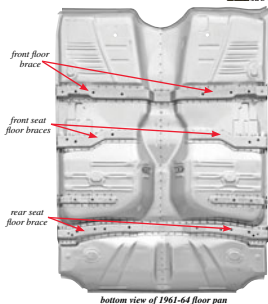
OER® reproduction windshield washer jar cap for 1991-96 Impala and Caprice models. This injection molded cap features the "windshield washer" logo on the cap. Manufactured with injection molded ABS replacing the original in design and fitment.

25731418 1991-96 7.99 ea

BODY COMPONENTS

Floor Pans

GM AUTHORIZED



bottom view of 1961-64 floor pan

Floor Pan Features:

- One full front floor brace
- Two 25" front seat floor braces (LH and RH)
- Two 18" under rear seat floor braces (LH and RH)
- One full rear floor brace



1961-70 Full Floor Pan Assembly



Reproduction floor pan assembly for all 1961-70 Impala/full size Chevrolet models. Each full length floor pan is die-formed from heavy gauge galvanized steel and features under rear seat pans that are spot welded with full underside bracing attached. The assembly is designed to allow the restorer the freedom to replace the floor pan section from front to back without piecing it together by using small sections. Assembly also features the holes and mounting nuts for seat and seat belt attachment. Replace your rusted or damaged floor pan with this high-quality one piece floor pan. Each floor pan is painted with a rust preventative coating.

Important: Welding is required for installation.

Note: Shipped truck freight.

Without Under Floor Bracing

B12020	1961-64	EDP coated.....	TRUCK 369.99 ea
--------	---------	-----------------	---------------------------

With Under Floor Bracing

153787	1961-64	EDP coated.....	1148.99 ea
14746A	1965-70	EDP coated.....	989.99 ea
14746W	1965-70	Weld Thru™ Primer.....	1506.99 ea



1959-60 Front Floor Pan



Replacement front floor pan for 1959-60 full size Chevrolet models. Fits all 1959-60 models including Impala, Bel Air, Biscayne, and El Camino. Does not include the under rear seat pans, front toe boards, floor braces or inner rocker area. Made in USA.

Note: Shipped truck freight.

BFP1500	1959-60		TRUCK 948.99 ea
---------	---------	--	---------------------------

GM AUTHORIZED



BFP1700L



BFP1700R

1961-70 Full Length Floor Pan



Replacement floor pans for 1961-70 Chevrolet full size models. Each floor pan section is manufactured to exact specifications with extreme detail for originality and quality. All panels are finished in a rust preventative coating.

Important: The seat track mounting area must be removed from the existing panel and reinstalled on the reproduction panel.

Note: Shipped truck freight.

BFP1700L	1961-64	LH	EDP coated.....	121.99 ea
BFP1700R	1961-64	RH	EDP coated.....	121.99 ea
B1006A	1965-70	LH	EDP coated.....	139.99 ea
B1005A	1965-70	RH	EDP coated.....	139.99 ea
B1006W	1965-70	LH	Weld-Thru™ coated.....	159.99 ea
B1005W	1965-70	RH	Weld-Thru™ coated.....	159.99 ea



BFP775S



BFP348R

1958-70 Front and Rear Floor Pan



Exact replacement front and rear floor pans for all 1958-70 models. Each partial floor pan is manufactured to exact specifications. Each panel is manufactured in the USA offering extremely detailed originality and quality. The seat track mounting area must be removed from the existing panel and reinstalled on to reproduction panel.

Note: Shipped overseas.

Front Floor Pans

BFP7750	1958	LH	25" length x 27" width.....	DOT 128.99 ea
BFP7751	1958	RH	25" length x 27" width.....	128.99 ea
BFP7779	1959-60	LH	23" length x 30" width.....	124.99 ea
BFP7780	1959-60	RH	23" length x 30" width.....	124.99 ea
BFP1084	1961-64	LH	28" length x 26" width.....	98.99 ea
BFP1085	1961-64	RH	28" length x 26" width.....	98.99 ea
BFP7775	1965-70	LH	26" length x 27" width.....	123.99 ea
BFP7776	1965-70	RH	26" length x 27" width.....	123.99 ea

Rear Floor Pans

BFP7752	1958	LH	22" length x 25" width.....	128.99 ea
BFP7753	1958	RH	22" length x 25" width.....	128.99 ea
BFP7781	1959-60	LH	22" length x 25" width.....	124.99 ea
BFP7782	1959-60	RH	22" length x 25" width.....	124.99 ea
BFP3481	1961-64	LH	21" length x 25" width.....	88.99 ea
BFP3482	1961-64	RH	21" length x 25" width.....	88.99 ea
BFP7777	1965-70	LH	22" length x 23" width.....	123.99 ea
BFP7778	1965-70	RH	22" length x 23" width.....	123.99 ea

Floor Pan Components



1961-63 Shifter Tunnel Cover

Reproduction shifter tunnel cover for 1961-63 models equipped with a floor shifted transmission. This is the piece that covers the shifter mechanism and also provides a mounting point for the shifter boot.

153050 1961-63 95.99 ea



1966-67 Impala Shifter Tunnel Hump

Reproduction shifter tunnel hump for 1966-67 Impala models with floor shift 4-speed transmission. Manufactured in stamped steel that replicates the original configuration and design. Will replace the old or rusted original component.

C666709 1966-67 4-speed 64.99 ea



Universal Tunnel Patch Kit

The Hurst universal tunnel patch is large enough for installing a most 5 or 6-speed transmissions in just about any vehicle. The universal tunnel patch is constructed from 20 gauge cold rolled steel and is pre-rolled and tapered to accommodate most floor pans. As with most transmission conversions, trimming and fabrication will be required.

6951000 universal 6-speed Tremec... 92.99 ea
6951003 universal 5-speed TKO 92.99 ea



1961-63 Shift Tunnel Extension to Floor Seal

Reproduction of the floor shift tunnel extension seal for 1961-63 models. Made in USA.

W2311 1961-63 4-speed models 49.99 ea
W2311 1963 auto with console 49.99 ea

New!

OE AUTHORIZED



1961-81 Metal Floor Pan Plug

Reproduction oval metal floor pan plug 1961-81 Chevrolet Impala and full size models. Located on both the front and rear floor pans, this plug is manufactured using heavy gauge steel that will install in the original or reproduction floor pan. Sold individually.

Metal Plugs - Fits 3-1/4" x 2-1/4" Oval Hole

1667194 1961-81 4-5/8" x 3-5/8" 2.99 ea

New!

OE



4410574



4410574
bottom view



4410574
side view



1667195



1667195
bottom view



1667195
side view

1961-81 Rubber Floor Pan Plug

Reproduction rubber floor pan hole plugs for 1961-81 Chevrolet full size models. Located on the front and rear floor pans. Sold individually. Use as needed.

Rubber Plug - Fits 1" Round Hole

4410574 1961-81 1-1/4" diameter 4.99 ea

Rubber Plug - Fits 1-3/8" Round Hole

1667195 1961-81 2" diameter 2.99 ea

3M New!

All Around Autobody Sealant

3M 10.3 fluid ounces white synthetic elastomer all-around Autobody Sealant. This sealant seals most interior and exterior auto/body joints and seams. Dry time is 1 hour. For use on: bare metal, door hem flanges, door jams, door skins, exterior seams and joints, floor pans, galvanized, general purpose, interior seams and joints, joint filling, rear body panels, rocker panels.

08501 sealant 10.3 oz. 38.99 ea



B9004



B9005



B9016



B9017

USA 1958-64 Front Toe Board Panel

Reproduction of the front toe board panel that extends from the front section of the floor pan to the firewall area. Made in USA.

B9004 1958 LH 138.99 ea
B9005 1958 RH 138.99 ea
B9016 1961-64 LH 158.99 ea
B9017 1961-64 RH 158.99 ea

New!

OE AUTHORIZED



24123



B1714A



B1004A

1959-70 Rear Seat Floor Pan

Reproduction rear seat floor pan for 1959-70 full size models. This panel fits between the floor pan and the trunk separator panel. Manufactured to factory specifications and painted in a rust preventive coating.

Note: Shipped double overize.

24123 1959-60 bare steel 328.99 ea
B1714A 1962-64 EDP coated 82.99 ea
B1004A 1965-70 EDP coated 99.99 ea
B1004W 1965-70 Weld-Thru[®] coated 122.99 ea

3X at grocery & discounts stores,
gas stations, fast food
points & restaurants.

APPLY TODAY!

Plus receive up to 15%
off your Classic Industries order!


Visit ClassicIndustries.com to learn more about this offer.



Floor Pan Components



B7783



B7784



B9039



B9040

USA 1959-64 Under Rear Seat Pan

Reproductions seat pans that install under the rear seat area on 1959-64 models. Measures: 20" x 33". Made in USA.

Note: Shipped oversize.

			MSRP
B7783	1959-60	LH.....	128.99 ea
B7784	1959-60	RH.....	128.99 ea
B9039	1961-64	LH.....	96.99 ea
B9040	1961-64	RH.....	96.99 ea



B8898



B8997

USA 1959-60 Front Under Seat Bracket

Reproduction front seat mounting bracket for 1959-60 models. Bracket allows the seat to attach to the floor pan. Made in USA.

B8997	1959-60	LH.....	108.99 ea
B8998	1959-60	RH.....	108.99 ea



1958 Convertible Body Mount Support

Reproduction 1958 Impala convertible body mount support bracket. Commonly rusted or damaged area. Install new supports when replacing body mounts. Made in USA.

B6929	1958	6 required.....	31.99 ea
-------	------	-----------------	----------



1958 Convertible Cowl Brace

Reproduction 1958 Impala convertible cowl brace assembly. Replaces rusted or damaged originals. Made in USA.

B8898	1958	LH.....	103.99 ea
B8899	1958	RH.....	103.99 ea



B2897



B2898

USA 1958 Convertible Cowl Foot Brace

American made reproduction of the convertible cowl foot brace designed for 1958 passenger convertible models. Commonly rusted area that usually needs replacing when restoring. Made in USA.

B2897	1958	LH.....	91.99 ea
B2898	1958	RH.....	91.99 ea

3M **Fast 'N Firm Seam Sealer**

3M Fast 'N Firm Seam Sealer is a fast setting seam sealer designed for sealing exterior joints and seams. Our sealer adheres well to clean primed or painted metal. It is paintable in only 45 minutes. Heavy bodied sealer for sealing exterior joints and seams. Quick skinning and fast curing sealer reduces waste time. High solids, low shrinkage delivers consistent results.


3M8505	sealer	12.8 oz.....	59.99 ea
--------	--------	--------------	----------




B17133A



B17233A



B17133W



B17233W


1963-64 Inner Rear Side Panel

Reproduction inner rear side panels for 1963-64 full size Chevrolet models. These stamped steel panels mount to the inner body next to the rear seat and have the correct contours and holes, including the rear door jamb area. Each panel is painted with a rust preventative coating.

<i>EDP Coated</i>			
B17133A	1963-64	LH.....	134.99 ea
B17233A	1963-64	RH.....	134.99 ea

<i>Weld-Thru™ Coated</i>			
B17133W	1963-64	LH.....	149.99 ea
B17233W	1963-64	RH.....	149.99 ea

Floor Pan Braces



1958 Front Floor Brace



These stamped reproduction floor braces are designed to add support to the frame assembly of the vehicle. Braces are listed as 1st, 2nd, 3rd, and 4th from front braces. See the listing below for identification. Made in USA.

B9006	1958	LH	uncoated	1st from front	111.99 ea
B9007	1958	RH	uncoated	1st from front	111.99 ea
B9008	1958	LH	uncoated	2nd from front	111.99 ea
B9009	1958	RH	uncoated	2nd from front	111.99 ea
B9010	1958	LH	uncoated	3rd from front	111.99 ea
B9011	1958	RH	uncoated	3rd from front	111.99 ea
B9012	1958	LH	uncoated	4th from front	111.99 ea
B9013	1958	RH	uncoated	4th from front	111.99 ea



1959-60 Floor Pan Support Brace



Reproduction floor pan support braces for 1959-60 models. Each brace is designed to fit exactly as the factory intended. Available as complete replacements or sections to replace larger braces. Made in USA.

Front Floor Braces

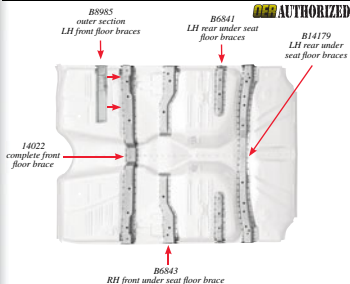
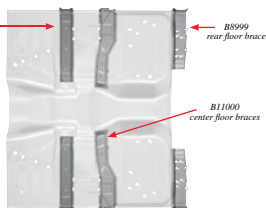
B8991	1959-60	LH	uncoated	outer section	118.99 ea
B8992	1959-60	RH	uncoated	outer section	118.99 ea

Center Floor Braces

B11000	1959-60	LH	uncoated	center section	158.99 ea
B11001	1959-60	RH	uncoated	center section	158.99 ea

Rear Floor Braces - 20"

B8999	1959-60	LH	uncoated	outer section	118.99 ea
B9000	1959-60	RH	uncoated	outer section	118.99 ea



AUTHORIZED



1961-64 Floor Pan Support Brace



Reproduction floor pan support braces for 1961-64 models. Each brace is designed to fit exactly as the factory intended. Available as complete replacements or sections to replace larger braces. Comes uncoated or EDP coated as noted.

Important: Under seat floor braces fit models with bench seats only. Uncoated product are made in the USA.

Note: *Shipped double overize.

Front Floor Braces

14022*	1961-64	LH	EDP coated	1 piece	89.99 ea
B5985	1961-64	LH	uncoated	outer section	64.99 ea
B5986	1961-64	RH	uncoated	outer section	64.99 ea

Front Under Seat Floor Braces

B6842	1961-64	LH	EDP coated	25" long	64.99 ea
B6843	1961-64	RH	EDP coated	25" long	64.99 ea

Rear Under Seat Floor Braces

B6841	1961-64	LH or RH	EDP coated	18" long	61.99 ea
-------	---------	----------	------------	----------	----------

Rear Floor Braces

B14179*	1961-64	complete	EDP coated	rear seat	89.99 ea
---------	---------	----------	------------	-----------	----------



1965-70 Floor Pan Support Brace



Reproduction floor pan support braces for 1965-70 models. Each brace is designed to fit exactly as the factory intended. Available as complete replacements or sections to replace larger braces. Comes uncoated, EDP coated or Weld-Thru™ coated as noted.

Important: Under seat floor braces fit models w/bench seats only. Uncoated product are made in the USA.

Note: *Shipped overize.

Front Floor Braces

B11014A*	1965-70		EDP coated	1 piece	89.99 ea
B11014W*	1965-70		Weld-Thru™	1 piece	114.99 ea
B11003	1965-70	LH	uncoated	outer section	58.99 ea
B11004	1965-70	RH	uncoated	outer section	58.99 ea

Center Floor Braces

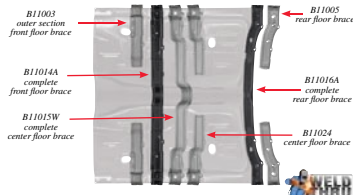
B11015A*	1965-70		EDP coated	1 piece	89.99 ea
B11015W*	1965-70		Weld-Thru™	1 piece	118.99 ea
B11023	1965-70	LH	uncoated	outer section	64.99 ea
B11024	1965-70	RH	uncoated	outer section	64.99 ea

Floor Side Supports

M1783A	1965-70	LH	EDP coated	drivers side	59.99 ea
M1782A	1965-70	RH	EDP coated	passenger side	59.99 ea

Rear Floor Braces

B11016A*	1965-70		EDP coated	1 piece	94.99 ea
B11016W*	1965-70		Weld-Thru™	1 piece	113.99 ea
B11005	1965-70	LH	uncoated	outer, 23" long	58.99 ea
B11006	1965-70	RH	uncoated	outer, 23" long	58.99 ea



Rocker Panels



1958-64 Inner Rocker Panel

Classic Industries® offers inner rocker panels for 1958-64 two and four door models including El Camino. These panels are quality reproductions of the original metal panels. Made in USA.

Note: Shipped double oversize.

B9081	1958	LH	2 and 4 door	128.99 ea
B9082	1958	RH	2 and 4 door	128.99 ea
B11219	1959-60	LH	2 and 4 door	74.99 ea
B11220	1959-60	RH	2 and 4 door	74.99 ea
B11223	1961-64	LH	2 and 4 door	74.99 ea
B11224	1961-64	RH	2 and 4 door	74.99 ea



1965-70 Inner Rocker Panel

Reproduction inner rocker panels for 1965-70 full size models. Replace your rusted out rocker panel with these high-quality steel panels. Each rocker panel is painted with a rust preventative coating.

Note: Shipped double oversize.

14740A	1965-70	LH	EDP coated	69.99 ea
14741A	1965-70	RH	EDP coated	69.99 ea
14740W	1965-70	LH	Weld-Thru™ coated	81.99 ea
14741W	1965-70	RH	Weld-Thru™ coated	95.99 ea



1961-64 Inner and Outer Rocker Panel

Reproduction complete rocker panel assembly with inner and outer panels for 1961-64 two door models. Each rocker panel assembly will replace the original panel and comes manufactured in stamped steel construction with protective EDP coating.

Note: Shipped double oversize.

B1789L	1961-64	LH	207.99 ea
B1789R	1961-64	RH	207.99 ea



1958-64 Full Outer Rocker Panel

Classic Industries® offers OE style full outer rocker panels for 1958-64 two door models. Each panel will replace the original panel exactly. The full rocker panels are the most desirable to use when restoring your full size Chevrolet. Made in USA.

Note: Shipped double oversize.

B9002	1958	LH	2 door	111.99 ea
B9003	1958	RH	2 door	111.99 ea
B9028	1961-64	LH	2 door	128.99 ea
B9029	1961-64	RH	2 door	128.99 ea



1961-90 Outer Rocker Panel

Replacement outer rocker panels for 1961-90 models. Replace the rusted and worn outer section with this replacement.

Note: Shipped double oversize.

B9357	1961-64	LH	2 door	56.99 ea
B9358	1961-64	RH	2 door	56.99 ea
733100L	1971-76	LH	2 door	45.99 ea
733100R	1971-76	RH	2 door	45.99 ea
733140L	1971-76	LH	4 door	42.99 ea
733140R	1971-76	RH	4 door	42.99 ea
734100L	1977-90	LH	2 door	45.99 ea
734100R	1977-90	RH	2 door	45.99 ea
734140L	1977-90	LH	4 door	42.99 ea
734140R	1977-90	RH	4 door	42.99 ea



1958-72 Rocker Panel Rear Flaps

Reproduction rear rocker panel flap for 1958-72 full size models. Prevents road splash and debris from entering and blocking the rocker panel drain area.

KW538 1958-72 LH and RH 10.99 pr

New!



1958-64 Convertible Reinforcement Rails

Reproduction convertible frame rail reinforcement rails for 1959-60 Impala convertible models. These rails are manufactured in quality stamped steel replicating the originals in design, appearance, and fitment. These rails add a degree of stiffness to the vehicle body. Sold in pairs.

RD7001	1959-60	LH and RH	219.99 pr
RD7002	1961-64	LH and RH	219.99 pr

1962-64 Roof Drip Rails

Replacement steel roof drip rails for 1962-64 two door hardtop models are for vehicles with side roof rust damage. They weld to the roof panel sides where rain water collects and drips down to the rear of the vehicle. The aluminum drip rail moldings attach to these rails.

RI1795	1962-64	2 door hardtop	LH and RH	113.99 pr
--------	---------	----------------	-----------	-----------

OER AUTHORIZED Convertible Tops

Classic Industries® stocks the highest quality convertible top components available! All our convertible tops are manufactured using heavy weight sateen backed vinyl materials and original manufacturing techniques to assure you receive the best quality replacement top on the market!



1958-60 Pinpoint Vinyl



1958-60 Stayfast Canvas



USA 1958-60 Chevrolet Full Size Convertible Top and Rear Window

OER® Authorized convertible tops and rear windows. Manufactured to factory specifications in your choice of Pinpoint vinyl or Stayfast canvas. Convertible top kits include the convertible top and a plastic rear window.

Pinpoint Vinyl Convertible Top Kit

CT125105	1958	tan.....	569.99 kit
CT125121	1958	white.....	569.99 kit
CT125131	1958	beige.....	569.99 kit
CT125133	1958	black.....	569.99 kit
CT127105	1959-60	tan.....	493.99 kit
CT127121	1959-60	white.....	493.99 kit
CT127131	1959-60	beige.....	493.99 kit
CT127133	1959-60	black.....	493.99 kit

Stayfast Canvas Convertible Top Kit

CT225114	1958	black.....	775.99 kit
CT225103	1958	beige.....	835.99 kit
CT227114	1959-60	black.....	835.99 kit

Pinpoint Vinyl Convertible Top - Top Only

CD1029105	1958	tan.....	395.99 ea
CD1029121	1958	white.....	395.99 ea
CD1029131	1958	beige.....	395.99 ea
CD1029133	1958	black.....	395.99 ea
CD1014105	1959-60	tan.....	315.99 ea
CD1014121	1959-60	white.....	315.99 ea
CD1014131	1959-60	beige.....	315.99 ea
CD1014133	1959-60	black.....	315.99 ea

Stayfast Canvas Convertible Top - Top Only

CD2029114	1958	black.....	665.99 ea
CD2029103	1958	beige.....	665.99 ea
CD2014114	1959-60	black.....	601.99 ea

Pinpoint Vinyl Rear Window - Plastic

CD1029205	1958	tan.....	202.99 ea
CD1029221	1958	white.....	202.99 ea
CD1029231	1958	beige.....	202.99 ea
CD1029233	1958	black.....	202.99 ea
CD1014205	1959-60	tan.....	202.99 ea
CD1014221	1959-60	white.....	202.99 ea
CD1014231	1959-60	beige.....	202.99 ea
CD1014233	1959-60	black.....	202.99 ea

Stayfast Canvas Rear Window - Plastic


CD2029214	1958	black.....	213.99 ea
CD2029203	1958	beige.....	213.99 ea
CD2014214	1959-60	black.....	213.99 ea



1961-64 Pinpoint Vinyl



1961-64 Stayfast Canvas



USA 1961-64 Chevrolet Full Size Convertible Top and Rear Window

OER® Authorized convertible tops and rear windows. Manufactured to factory specifications in your choice of Pinpoint vinyl or Stayfast canvas. Convertible top kits include the convertible top and a plastic rear window.

Note: All tops with glass windows are shipped oversized.

Top Kit with Plastic Rear Window

Pinpoint Vinyl Convertible Top Kit

CT131105	1961-64	tan.....	462.99 kit
CT131115	1961-64	buckskin.....	462.99 kit
CT131121	1961-64	white.....	462.99 kit
CT131133	1961-64	black.....	462.99 kit

Stayfast Canvas Convertible Top Kit

CT231114	1961-64	black.....	734.99 kit
----------	---------	------------	------------

Top Kit with Glass Rear Window

Pinpoint Vinyl Convertible Top Kit ^(G3)

CT131205	1961-64	tan.....	583.99 kit
CT131215	1961-64	buckskin.....	583.99 kit
CT131221	1961-64	white.....	583.99 kit
CT131233	1961-64	black.....	583.99 kit

Stayfast Canvas Convertible Top Kit ^(G3)

CT231214	1961-64	black.....	873.99 kit
----------	---------	------------	------------

Convertible Top Only

Note: *For use with plastic rear window. **For use with glass rear window.

Pinpoint Vinyl Convertible Top

CD1025105*	1961-64	tan.....	288.99 ea
CD1025115*	1961-64	buckskin.....	288.99 ea
CD1025121*	1961-64	white.....	288.99 ea
CD1025133*	1961-64	black.....	288.99 ea
CD1025305**	1961-64	tan.....	288.99 ea
CD1025315**	1961-64	buckskin.....	288.99 ea
CD1025321**	1961-64	white.....	288.99 ea
CD1025333**	1961-64	black.....	288.99 ea

Stayfast Canvas Convertible Top

CD2025114*	1961-64	black.....	565.99 ea
CD2025314**	1961-64	black.....	590.99 ea

Rear Window Only

Pinpoint Vinyl Rear Window - Plastic

CD1025215	1961-64	tan.....	197.99 ea
CD1025216	1961-64	buckskin.....	197.99 ea
CD1025221	1961-64	white.....	197.99 ea
CD1025233	1961-64	black.....	197.99 ea

Pinpoint Vinyl Rear Window - Glass ^(G3)

HG0115105	1961-64	tan.....	324.99 ea
HG0115115	1961-64	buckskin.....	324.99 ea
HG0115121	1961-64	white.....	324.99 ea
HG0115133	1961-64	black.....	324.99 ea

Stayfast Canvas Rear Window - Plastic


CD2025214	1961-64	black.....	206.99 ea
-----------	---------	------------	-----------

Stayfast Canvas Rear Window - Glass

HG1115114	1961-64	black.....	328.99 ea
-----------	---------	------------	-----------



1965-70 Pinpoint Vinyl



USA 1965-70 Chevrolet Full Size Convertible Top and Rear Window

OER® Authorized convertible tops and rear windows. Manufactured to factory specifications in your choice of Pinpoint vinyl or Stayfast canvas. Convertible top kits include the convertible top and a rear window.

Important: 1965-66 convertible tops with glass rear windows are equipped with a zipper style back window. 1967-70 models feature a fixed non zipper back glass window.

Note: All tops with glass windows are shipped oversized.

Top Kit with Plastic Rear Window

Pinpoint Vinyl Convertible Top Kit

CT133116	1965-70	dark blue.....	450.99 kit
CT133121	1965-70	white.....	450.99 kit
CT133131	1965-70	beige.....	450.99 kit
CT133133	1965-70	black.....	450.99 kit

Stayfast Canvas Convertible Top Kit

CT233114	1965-70	black.....	721.99 kit
----------	---------	------------	------------

Top Kit with Glass Rear Window

Pinpoint Vinyl Convertible Top Kit ^(G3)

CT133216	1965-66	dark blue.....	561.99 kit
CT133221	1965-66	white.....	561.99 kit
CT133231	1965-66	beige.....	561.99 kit
CT133233	1965-66	black.....	561.99 kit
CT140216	1967-70	dark blue.....	545.99 kit
CT140221	1967-70	white.....	545.99 kit
CT140231	1967-70	beige.....	545.99 kit
CT140233	1967-70	black.....	545.99 kit

Stayfast Canvas Convertible Top Kit

CT233214	1965-66	black.....	831.99 kit
CT240214	1967-70	black.....	811.99 kit

Convertible Top Only

Pinpoint Vinyl Convertible Top ^(G3)

CD1017116	1965-70	dark blue.....	288.99 ea
CD1017121	1965-70	white.....	288.99 ea
CD1017131	1965-70	beige.....	288.99 ea
CD1017133	1965-70	black.....	288.99 ea

Stayfast Canvas Convertible Top

CD2017114	1965-70	black.....	565.99 ea
-----------	---------	------------	-----------

Rear Window Only

Pinpoint Vinyl - Plastic

CD1017216	1965-70	dark blue.....	184.99 ea
CD1017221	1965-70	white.....	184.99 ea
CD1017231	1965-70	beige.....	184.99 ea
CD1017233	1965-70	black.....	184.99 ea

Stayfast Canvas - Plastic

CD2017214	1965-70	black.....	193.99 ea
-----------	---------	------------	-----------

Pinpoint Vinyl - Glass ^(G3)

HG0116116	1965-66	dark blue.....	301.99 ea
HG0116121	1965-66	white.....	301.99 ea
HG0116131	1965-66	beige.....	301.99 ea
HG0116133	1965-66	black.....	301.99 ea
HG0116216	1967-70	dark blue.....	284.99 ea
HG0116221	1967-70	white.....	284.99 ea
HG0116231	1967-70	beige.....	284.99 ea
HG0116233	1967-70	black.....	284.99 ea

Stayfast Canvas - Glass ^(G3)


HG1116114	1965-66	black.....	308.99 ea
HG1116214	1967-70	black.....	287.99 ea





Convertible Top Parts

NEW! AUTHORIZED



1971-75 Chevrolet Full Size Convertible Top and Rear Window

OE[®] Authorized convertible tops and rear windows. Manufactured to factory specifications in your choice of Pinpoint vinyl or Stayfast canvas. Convertible top kits include the convertible top and a rear window.

Note: *Please specify two digit color code when ordering. All tops with glass windows are shipped oversize.

Top Kit with Plastic Rear Window

- Pinpoint Vinyl Convertible Top Kit**
- CT1441* 1971-75 all other colors 520.99 kit
- CT1441 1971-75 black 520.99 kit
- Stayfast Canvas Convertible Top Kit**
- CT244114 1971-75 black 706.99 kit

Top Kit w/Glass Rear Window

- Pinpoint Vinyl Convertible Top Kit w/o Defroster**
- CT1442* 1971-75 all colors 611.99 kit
- Stayfast Canvas Convertible Top Kit w/o Defroster**
- CT244214 1971-75 black 836.99 kit
- Pinpoint Vinyl Convertible Top Kit with Defroster**
- CT1443* 1971-75 all colors 662.99 kit
- Stayfast Canvas Convertible Top Kit with Defroster**
- CT244314 1971-75 black 888.99 kit

Convertible Top Only

- Pinpoint Vinyl Convertible Top - Top Only**
- CD10181* 1971-75 all colors 311.99 ca
- Stayfast Canvas Convertible Top - Top Only**
- CD2018114 1971-75 black 540.99 ca

Rear Window Only

- Pinpoint Vinyl - Plastic**
- CD10182* 1971-75 all colors 235.99 ca
- Stayfast Canvas - Plastic**
- CD2018214 1971-75 black 202.99 ca
- Pinpoint Vinyl - Glass without Defroster**
- HG01181* 1971-75 all colors 331.99 ca
- Stayfast Canvas - Glass without Defroster**
- HG1118114 1971-75 black 339.99 ca
- Pinpoint Vinyl - Glass with Defroster**
- HG01182* 1971-75 all colors P 384.99 ca
- Stayfast Canvas - Glass with Defroster**
- HG1118214 1971-75 black 393.99 ca

NEW!



1959-60 Convertible Top Rub Plates

Reproduction convertible top rub plates for 1959-60 Impala convertible models. Each plate is manufactured in polished stainless steel. Includes hardware.

- RD7014 1959-60 LH and RH..... 124.99 pr



1959-75 Convertible Top Header Bow

Replace the worn or rusted out header bow with a quality reproduction. Manufactured exactly like the original, the 1959-70 unit is the 2nd design bow produced in late 1965 that connected to the top frame with stamped steel outer brackets as opposed to cast steel bracket used in early 1965.

- Note:* *Shipped oversize.
- HB5960 1959-60..... 439.99 ea
 - HB6164 1961-64..... 379.99 ea
 - HB6570 1965-70..... 379.99 ea
 - HB7176 1971-75..... 379.99 ea

NEW! AUTHORIZED



1971-75 Convertible Rear Top Bow

Reproduction #2 convertible top bow (the next one back from the header bow) for 1971-75 Chevrolet full size models. Bow is drilled and tapped for your ball joint pivot brackets (sold separately) and have the proper dimples in place.

- CTB71762 1971-75 #2 position..... 129.99 ea

NEW! AUTHORIZED



1971-76 Convertible Top Bow Parts

When replacing your convertible top, make sure the frame is in good condition, including these vital pieces for proper top operation.

- ST007 1971-76 2nd bow ball joints..... 119.99 pr
- ST008 1971-76 3rd bow plastic guide 59.99 pr

NEW! AUTHORIZED




1971-74 Convertible Rear Tack Strip Bow

Replace the worn or rusted out rear convertible tack strip floating rear bow with this quality reproduction. Also referred to as the rear tacking rail or trimstick, this one piece tack strip bow mounts below the rear window area inside the trunk and secures the lower rear section of the convertible top. This floating bow is manufactured to factory specifications and includes the tack strip and side attachment brackets. Tack strip already installed.

- Note:* *Shipped double oversize.
- 1971-74 Impala and Caprice**
 - CTS7176 1971-74 1 piece..... 399.99 ea

NEW! AUTHORIZED



1958-68 Convertible Tack Strip Set

Reproduction convertible top header and rear tack strip bow sets for 1958-68 Chevrolet full size models. The header bow tack strips secure the convertible top and weatherstripping where the top attaches to the header panel, over the windshield. The 3 piece tack strip mounts below the rear window area inside the trunk and secures the lower rear section of the convertible top. The 2 piece tack strip end set, also referred to as a trim stick end set mounts below the rear window area inside the trunk and secures the lower corners of the convertible top.

Note: *Shipped oversize.

- Header Bow Tack Strips**
- CHS401 1958 14 piece..... 68.99 set
- CHS400 1961-64 14 piece..... 68.99 set

- Rear Bow Tack Strips**
- CTS5858* 1958 3 piece..... 199.99 set
- CTS5960 1959-60 3 piece..... 199.99 set
- CTS6164* 1961-64 3 piece..... 199.99 set
- CTS6566* 1965-66 3 piece..... 199.99 set
- CTS6768* 1967-68 3 piece..... 199.99 set

Rear Bow Tack Strip End Set Only

- TSE6566 1965-66 2 piece..... 99.99 set

NEW! AUTHORIZED

1959-75 Convertible Tack Strip

Reproduction convertible front tack strip for 1959-75 Chevrolet full size convertible models. This durable tack strip will effectively secure the new top and top pads to the header bow. Includes enough tack strip for attachment of the front of the top across the bottom front edge of the header bow, and the two top pad attachment points on the top of the header bow. This tack strip must be cut to length. Measures: 58" x 3/16" x 8 feet long.

- CTS5976 1959-74 Impala..... 19.99 ea
- CTS5976 1973-75 Caprice..... 19.99 ea

NEW! AUTHORIZED



1959-75 Convertible Header Bow Windlace

Reproduction convertible top header bow lacing for 1959-75 Impala models. Lacing runs along the edge of the convertible top header bow to prevent contact with the top material. Measures 60" long, trim as required.

- E232 1959-75 black..... 14.99 ea

1958-75 Convertible Top Binding End Clip

Reproduction of the top rear binding end clip for 1958-75 convertible models. These stainless steel covers finishes both ends of the rear window outer top bow binding trim strip.

- 7614749 1958-75 2 required..... 4.79 ea



WARNING: Cancer and Reproductive Harm - www.P65Warnings.ca.gov

BODY COMPONENTS (17)

Convertible Top Parts

AES AUTHORIZED

1971-75 Convertible Top Rain Gutter Wire

This wire is inserted into your convertible top well liner to provide support for the rain gutter. Essential to the stability of your rain gutter. Recommended replacing when worn or missing.

ST015 1971-75 69.99 ea



1961-64 Convertible Rear Drain Tubes

Reproduction rear drain tubes for convertible 1961-64 Impala and full size Chevrolet models. Drain tubes allow water to drain from the inner rear quarter panel area through the rocker panel and helps prevent rust.

DT6164 1961-64 LH and RH 44.99 pr

AES AUTHORIZED



LH001



LH002

1958-64 Convertible Top Latch Handles

Reproduction convertible top handles and latches are available to replace your broken or damaged originals. Each handle and latch is manufactured to exact factory specifications insuring a perfect fit.

LH001 1958-60 LH and RH 79.99 pr
LH002 1961-64 LH and RH 49.99 pr



1958-60 Convertible Top Striker Plates

Reproduction convertible striker plates for 1959-60 Impala models. These special convertible striker plates are manufactured in die-cast zinc replicating the original GM plates. Mounts to the windshield header to lock the convertible top in place. Sold in pairs.

A1218 1958-60 LH and RH 122.99 pr



USA 1961-76 Convertible Top Latch

Reproduction convertible top latch for 1961-76 convertible models. Each latch is an exact reproduction. Manufactured in the USA.

CM2148	1961-64	LH	repro.....	166.99	ea
CM2147	1961-64	RH	repro.....	166.99	ea
152606	1967-70	LH	OER®	109.99	ea
152607	1967-70	RH	OER®	109.99	ea
LH003	1971-76	LH	OER®	108.99	ea
LH004	1971-76	RH	OER®	108.99	ea



1964-72 Conv. Top Latch Hook Knuckles

Chrome-plated die-cast housing which pivots at front of latch mechanism. Latch hook threads into this part. Roll press pin included.

K703 1964-72 LH 12.99 ea
K704 1964-72 RH 12.99 ea



1964-72 Convertible Latch Knuckle Hook

Reproduction of the hook used to hold down the convertible top. Screws directly into the convertible latch knuckle assembly.

5716613 1964-72 LH or RH 5.49 ea



1961-64 Convertible Latch Screw

Reproduction convertible latch screws for 1961-64 models used to attach the convertible top latches to the header panel.

Note: 2 required per latch.

CM2148A 1961-64 chrome 1.99 ea



1965-76 Header Bow Guide Pins

Guide pins are necessary for proper alignment and latching of your top. Replace your missing, bent or broken pins for a complete top restoration.

GP001 1965-70 LH or RH 14.99 ea
GP002 1971-76 LH and RH 16.99 pr



1961-64 Guide Pin Bushings

Replace your worn out or missing guide pin bushings to help your top work out securely.

CM2147A 1961-64 LH and RH 19.99 pr



1971-76 Conv. Rear Glass Window Arms

The "S" arms control the movement of the window as the top is lowered into the well area. We offer these "S" arms with brackets and bushings as listed below.

ST010 1971-76 "S" glass brackets 39.99 set
ST009 1971-76 w/springs & bushings 99.99 pr
ST011 1971-76 "S" arm bushings 9.99 set



1961-76 Convertible Hold Down Cables

Convertible top hold down cables are located on the outer edges of your convertible top, they are there to keep the top material from flapping or fluttering when driving down the road, they also help keep the top from shrinking up from the side windows as the top gets older. Sold in pairs.

4403084 1961-64 LH and RH 24.99 pr
7650196 1965-70 LH and RH 24.99 pr
BW1711 1971 LH and RH 45.99 pr
BW7276 1972-76 LH and RH 46.99 pr



1958-64 Convertible Top Pinch Rail Pads

Replace old, compressed and hardened originals, these pads will make your top replacement more complete and better fitting. Mounts in trunk between the rear pinch rail and the body.

CRP400 1958-64 24 piece 19.99 set

Convertible Top Parts

OER AUTHORIZED



1958-70 Replacement Motor Pump Assembly

These replacement convertible top motor pump assemblies are for use with 12 Volt systems designed for 1958-70 models. Convertibles require one pump. Pumps are not considered cosmetically correct for restoration. It is designed as a replacement item only but fits and functions as original.

Pump Assemblies

HK237	1958-62	332.99 ea
HK238	1963	332.99 ea
HK233	1964	332.99 ea
HK240	1965-70	332.99 ea

New!



L21002P

1958-64 Convertible Top Motor Shield

Reproduction convertible top motor cover shield for 1959-64 Impala convertible models. This reproduction cover is manufactured from a high-quality stamped steel to factory specifications.

L21001P	1958-60	convertible	47.99 ea
L21002P	1961-64	convertible	47.99 ea

OER AUTHORIZED



1958-72 Convertible Top Pump Seal and Mounting Grommet Set

OER® Authorized hydraulic pump seal set for 1958-72 Chevrolet full size convertible models. Set contains 2 large o-rings, depending on the year, only 1 may be required, o-ring for the screw in reservoir plug, rubber mounting grommets, and internal pump o-rings.

Note: This set will repair most GM convertible top pumps that do not have a plastic reservoir.

ST016	1958-72	convertible	19.99 set
-------	---------	-------------	-----------

Convertible Motor Grommet

OER® convertible top motor rubber mounting/insulator grommet for models with the optional power top. These rubber grommets install on the pump assembly and secure it to the vehicle while creating a damper for noise and vibration while the pump is in operation. Manufactured from high-quality NBR material which is resistant to oils and fuels. Sold individually. Quantities vary by application.

3698109	use as required	1.89 ea
---------	-----------------	---------



USA

1971-75 Convertible Drive Cable and Drive Gear

OER® Authorized convertible top actuator drive cables and actuator gear for various 1971-75 full size models.

Drive Cables - Made in USA

ST005	1971-75	LH - blue	49.99 ea
ST006	1971-75	RH - black	54.99 ea

Actuator Gear

ST013	1971-75	actuator only	49.99 ea
-------	---------	---------------	----------

OER AUTHORIZED



1958-70 Convertible Top Cylinder

We offer these high-quality functional replacements for your original cylinders. After years of use the original cylinders will wear out. Replace them with these reproductions. Manufactured out of aluminum. The appearance is slightly different from the original, but they function and operate exactly the same. Two cylinders are required per vehicle.

HK260	1958	LH or RH	154.99 ea
HK261	1959-60	LH or RH	154.99 ea
HK262	1961	LH or RH	154.99 ea
HK263	1962	LH or RH	169.99 ea
HK264	1963-64	LH or RH	154.99 ea
HK265	1965-70	LH or RH	154.99 ea

New!



1958-64 Cylinder to Floor Brackets

Reproduction convertible top cylinder to floor mounting brackets for 1959-64 Impala convertible models. Each bracket is manufactured in stamped steel to factory specifications. Sold in pairs.

RD7003	1959-60	LH and RH	159.99 pr
RD7004	1961-64	LH and RH	159.99 pr

OER AUTHORIZED



1958-70 Hydraulic Hose Set

Finding original style hose sets for your 1958-70 convertible is next to impossible. If you own a convertible with a power top, this set is what you need to put the power top back to original working condition. Each set comes complete with the hoses which run from the pump assembly to the lift cylinders along with all the fittings necessary for installation. Hose sets include hoses for both cylinders. One set required per vehicle.

HK220	1958-61	black rubber	108.99 set
HK234	1962-70	white plastic	89.99 set



1958-72 Convertible Top Hose Clip

Reproduction convertible top hose retainer clip for 1958-72 Impala/full size convertible models. This reproduction retainer holds the top hose to the body, keeping the hoses out of the way and allowing the hoses to move with the top cylinders. This prevents the hoses from pinching and interfering with the operation of the cylinders. Quantities vary by application.

14914	1958-72	use as required	6.99 ea
-------	---------	-----------------	---------



Hydraulic System Bleeder Set

After replacing your top, pump, and hoses, you want to be sure the system operates properly by bleeding all the air out of the hydraulic system. This set includes a filler plug adapter fitting and complete instructions. Fits OEM and replacement pumps.

BK001	universal	19.99 set
-------	-----------	-----------

Convertible Top Parts

1958-76 Convertible Top Pads

Replace your worn out top pads when replacing your convertible top. Each pad is original in appearance and quality utilizing cloth covering. Includes quarter pieces for complete replacement. Used as reinforcement between top frame and convertible top on the inside of the vehicle.

K54000 1958-76 black 34.99 pr

B1735

USA

1958-60 Convertible Boot Well Retainer

Reproduction convertible top boot well retainer for 1958-60 Impala convertible models. Prefilled to attach to the seat back providing the mounting point for the front edge of the top boot. Made in USA.

B1734 1958 158.99 ea
B1735 1959-60 89.99 ea

ACME
CORVETTE PARTS



W128

1958-76 Convertible Well Liner

Reproduction liner covering the section between the rear seat and the trunk area. Used in the section where convertible top folds down into well area. After years of use your original well liner is usually deteriorated and worn out. You can add new life to this rear well area by simply replacing the liner.

W125 1958 black 91.99 ea
W127 1959-60 black 91.99 ea
W128 1961-64 black 91.99 ea
W133 1965-68 black 91.99 ea
W137 1969-70 black 91.99 ea
W139 1971-76 black 91.99 ea

AUTHORIZED



1958-76 Top Boot Storage Bag

Keep your top boot clean and fresh by storing it in a top boot storage bag. The dimensions allow the boot plenty of space to avoid wrinkling when not in use. Manufactured using heavy-weight vinyl and includes a snap down lock for extra protection.

K51020 1958-76 34.99 ea

New!



Convertible Top Boot Snaps

Reproduction convertible top boot snap and screw set for any vehicle that requires a screw-on style snap. These snaps are used to secure the convertible top to the inner rear panels. 4 piece snap set.

L53078 universal 7.99 set

1958-76 Convertible Top Boot

Exact reproduction factory convertible top boot using factory patterns for a tight secure fit! Top boots are designed to cover the convertible top when the top is lowered into the well area. Each top boot is manufactured using heavyweight 32 ounce Seville or Madrid grain vinyl as original including a smooth foam backing directly installed on the bottom side. Each boot includes special stiffeners for added support along with all snaps required. When purchasing a top boot be sure to match the boot to the interior color.



B69001



B61002 - installed

Seville Grain Vinyl

1958 Top Boots

B58101	1958	black	258.99 ea
B58102	1958	red	258.99 ea
B58105	1958	gold	258.99 ea
B58106	1958	turquoise	258.99 ea
B58108	1958	blue	258.99 ea
B58113	1958	green	258.99 ea
B58180	1958	coral	258.99 ea

1959-60 Top Boots

B59001	1959-60	black	228.99 ea
B59006	1959-60	turquoise	228.99 ea
B59008	1959-60	blue	228.99 ea
B59013	1959-60	green	228.99 ea
B59027	1959-60	gray	228.99 ea
B59054	1959-60	red	228.99 ea
B59077	1959	copper	228.99 ea
B60078	1960	copper	228.99 ea

1961-62 Top Boots

B61001	1961-62	black	228.99 ea
B61002	1961-62	red	228.99 ea
B61003	1961	blue	228.99 ea
B61005	1962	gold	228.99 ea
B61006	1962	aqua/turquoise	228.99 ea
B61008	1962	blue	228.99 ea
B61013	1961	green	228.99 ea
B61027	1961	gray	228.99 ea
B61039	1962	green	228.99 ea
B61043	1961	turquoise	228.99 ea
B61065	1961-62	fawn	228.99 ea

ACME
CORVETTE PARTS



B71017 - installed

Madrid Grain Vinyl

1971 Top Boots

B71001	1971	black	234.99 ea
B71012	1971	dark blue	234.99 ea
B71013	1971	dark green	234.99 ea
B72012	1971	sandalwood	234.99 ea
B71017	1971	light saddle	234.99 ea

1972-76 Top Boots

B72001	1972-76	black	234.99 ea
B72002	1972-76	red	234.99 ea
B72010	1972-76	white	234.99 ea
B72012	1972-76	dark blue	234.99 ea
B72013	1972-76	dark green	234.99 ea
B72017	1972-76	light saddle	234.99 ea

Seville Grain Vinyl

1959-60 Top Boots

B63401	1959-60	black	224.99 ea
B63402	1959-60	bright red	224.99 ea
B63403	1959-60	light blue	224.99 ea
B63406	1959-60	aqua	224.99 ea
B63410	1959-60	white	224.99 ea
B63443	1959-60	dark aqua	224.99 ea
B63454	1959-60	red	224.99 ea

1961-63 Top Boots

B63543	1961	dark aqua	239.99 ea
B63502	1961-62	bright red	239.99 ea
B63512	1961-63	dark blue	239.99 ea
B63528	1961-63	off-white	239.99 ea
B63529	1961-63	metallic red	239.99 ea
B63559	1961-63	bronze	239.99 ea
B63501	1963	black	232.99 ea
B63506	1963	turquoise	232.99 ea
B63508	1963	blue	232.99 ea
B63510	1963	white	232.99 ea
B63524	1963	saddle	232.99 ea
B61039	1963	green	228.99 ea
B63554	1963	red	232.99 ea
B63565	1963	fawn	232.99 ea

1964 Top Boots

B64001	1964	black	232.99 ea
B64002	1964	red	232.99 ea
B64003	1964	blue	232.99 ea
B64006	1964	aqua	232.99 ea
B64010	1964	white	232.99 ea
B64023	1964	silver	239.99 ea
B64024	1964	saddle	232.99 ea
B64026	1964	fawn	232.99 ea
B64028	1964	off-white	239.99 ea

Madrid and SS Top Boots

B65017	1965	saddle	232.99 ea
B65065	1965-66	fawn	232.99 ea
B65001	1965-68	black	232.99 ea
B65002	1965-68	red	232.99 ea
B65003	1965-68	light blue	232.99 ea
B65006	1965-68	aqua/turquoise	232.99 ea
B65012	1965-68	dark blue	239.99 ea
B65015	1965-68	red (1970)	239.99 ea
B65029	1965-68	metallic red	239.99 ea
B65004	1966-67	bright blue	232.99 ea
B65010	1966	white	232.99 ea
B65005	1967	gold	232.99 ea
B65028	1967	off-white	232.99 ea
B65007	1968	parchment	239.99 ea
B65008	1968	medium blue	232.99 ea
B65009	1968	ivy gold	232.99 ea
B65025	1968	pearl parch	239.99 ea

1969-70 Top Boots

B69001	1969-70	black	232.99 ea
B69002	1969-70	red	239.99 ea
B69013	1969-70	dark green	239.99 ea
B69007	1969	parchment	239.99 ea
B69012	1969	dark blue	249.99 ea
B69014	1969	light green	239.99 ea
B69003	1970	light blue	239.99 ea
B69010	1970	white	239.99 ea
B69015	1970	red (1970)	239.99 ea
B69024	1970	dark saddle	239.99 ea
B69044	1970	sandalwood	349.99 ea

1971-76 Scissor Top Boots

B871001	1971-76	black	224.99 ea
B871010	1971-76	white	214.99 ea
B871013	1971-76	dark green	224.99 ea
B871018	1971-76	dark saddle	239.99 ea
B871044	1971-76	sandalwood	224.99 ea
B871046	1971-76	jade green	224.99 ea

Replacement Vinyl Tops



OE AUTHORIZED



1971-76 Convertible Top Bushing Set

A new set of top frame bushings may be all you need to make your convertible top operate as smooth as the day it was new.

ST012 1971-76..... 78.99 set

OE AUTHORIZED



1965-75 Convertible Top Pivot Bolts & Bushings

Reproduction of various convertible top components for 1963-75 convertible models. Available in upper and lower pivot bolts, top to frame shoulder bolts, plastic bushings and top upper cylinder bolt set.

C953692 1969-75 lower pivot bolt..... 10.99 ea
C135551 1969-70 pivot bushing..... 9.99 ea
C953693 1963-68 cylinder bolts..... 14.99 pr
SB002 1969-70 plastic bushings..... 24.99 pr
C953695 1963 plastic bushings..... 7.99 pr
C953695 1968-70 plastic bushings..... 7.99 pr
C953694 1968 top pivot bolts..... 9.99 set
UCR001 1958-64 upper cyl rod bolts 15.99 set



CBK400

1958-64 Convertible Top Bolt Set

These nickel-plated hardware sets allow you to replace every bolt, screw, nut, bushing, grommet, etc., in your original convertible top frame. Each set contains detailed instructions, separately bagged, and labeled parts for easy to understand installation.

CBK402 1958..... 169.99 set
CBK401 1959-60..... 179.99 set
CBK400 1962-64..... 179.99 set



1962-76 Impala Vinyl Top

Quality reproduction of the OEM style vinyl tops manufactured using the correct grain vinyl offering the ultimate in originality. Each top is pre-cut to fit the roof section requiring only minimal trimming. Seams are sewn with Dacron bonded thread then dielectrically heat sealed which is correct in appearance and

quality. We offer a wide selection of years and colors to choose from. See the listings below for current availability concerning colors and styles. Replacing your original vinyl top will help bring your Impala back to showroom condition.

1962-64 Impala 2 Door Hardtop

B100301 black..... 261.99 ea
B100310 white..... 261.99 ea
B100313 green..... 339.99 ea
B100337 bucskin..... 339.99 ea

1962-64 Impala 4 Door Hardtop

B100901 black..... 261.99 ea
B100910 white..... 261.99 ea
B100913 green..... 339.99 ea
B100937 bucskin..... 339.99 ea

1965-66 Impala 2 Door Hardtop

B101401 black..... 261.99 ea
B101410 white..... 261.99 ea
B101413 green..... 339.99 ea
B101437 bucskin..... 339.99 ea

1965-66 Impala 4 Door Hardtop

B103201 black..... 261.99 ea
B103210 white..... 261.99 ea
B103213 green..... 339.99 ea
B103237 bucskin..... 339.99 ea

1965-66 Impala, Bel Air and Biscayne 4 Door Sedan

B102901 black..... 261.99 ea
B102910 white..... 261.99 ea
B102913 green..... 339.99 ea
B102937 bucskin..... 339.99 ea

1966-67 Caprice 2 Door Hardtop

B103301 black..... 261.99 ea
B1067-68 Impala 2 Door Hardtop
B106701 black..... 261.99 ea
B106710 white..... 261.99 ea
B106713 green..... 339.99 ea
B106737 bucskin..... 339.99 ea

1967-68 Impala Custom 2 Door Hardtop

B108301 black..... 261.99 ea
B108310 white..... 261.99 ea
B108313 green..... 339.99 ea
B108337 bucskin..... 339.99 ea

1967-68 Impala 4 Door Hardtop

B107401 black..... 261.99 ea
B107410 white..... 261.99 ea
B107413 green..... 339.99 ea
B107437 bucskin..... 339.99 ea

1967-68 Impala, Bel Air and Biscayne 2 and 4 Door Sedan

B105201 black..... 261.99 ea
B105210 white..... 261.99 ea
B105213 green..... 339.99 ea
B105237 bucskin..... 339.99 ea

1969-70 Impala 2 Door Hardtop

B105001 black..... 261.99 ea
B105010 white..... 234.99 ea
B105013 green..... 339.99 ea
B105037 bucskin..... 339.99 ea

1969-70 Impala Custom/Caprice 2 Door Hardtop

B108701 black..... 261.99 ea
B108710 white..... 261.99 ea
B108713 green..... 339.99 ea
B108737 bucskin..... 339.99 ea

1969-70 Impala Custom 4 Door Hardtop

B108501 black..... 261.99 ea
B108510 white..... 261.99 ea
B108513 green..... 339.99 ea
B108537 bucskin..... 339.99 ea

1969-70 Impala 4 Door Sedan

B108601 black..... 261.99 ea
B108610 white..... 261.99 ea
B108613 green..... 339.99 ea
B108637 bucskin..... 339.99 ea

1971-72 Impala Custom 2 Door Hardtop

B601601 black..... 261.99 ea
B601610 white..... 261.99 ea
B601613 green..... 339.99 ea
B601637 bucskin..... 339.99 ea

1971-72 Impala 2 Door Hardtop

B109301 black..... 261.99 ea
B109310 white..... 261.99 ea
B109313 green..... 339.99 ea
B109337 bucskin..... 339.99 ea

1971-72 Impala, Bel Air & Biscayne 4 Door Hardtop and Sedan

B109101 black..... 261.99 ea
B109110 white..... 261.99 ea
B109113 green..... 339.99 ea
B109137 bucskin..... 339.99 ea

1973-76 Impala Custom 2 Door Hardtop

B601701 black with center seam..... 261.99 ea
B601710 white with center seam..... 261.99 ea
B601713 green with center seam..... 339.99 ea
B601737 bucskin with center seam..... 261.99 ea

1973-76 Impala 2 Door Hardtop

B109401 black with center seam..... 261.99 ea
B109410 white with center seam..... 261.99 ea
B109413 green with center seam..... 339.99 ea
B109437 bucskin with center seam..... 339.99 ea

1973-76 Impala Custom 4 Door Hardtop and Sedan

B109201 black with center seam..... 261.99 ea
B109210 white with center seam..... 261.99 ea
B109213 green with center seam..... 339.99 ea
B109237 bucskin with center seam..... 339.99 ea

1974 Impala 2 Door Hardtop

B602301 black with center seam..... 261.99 ea
B602310 white with center seam..... 261.99 ea
B602313 green with center seam..... 261.99 ea
B602337 bucskin with center seam..... 261.99 ea

Important Information Before Attempting to Install Sheet Metal!

Regarding Minor Imperfections in Panels:

The sheet metal you receive may have scratches, dings, small dents and other minor imperfections which are considered normal sheet metal characteristics due to the nature of the product. These minor imperfections will be easily corrected during the filling, priming and sanding phase of your sheet metal installation. Classic Industries® does not consider dings, scratches, minor dents or other imperfections on the sheet metal to be defects in the panel nor are they considered damaged. All sheet metal panels will require some sort of preparation and manipulation during installation. Every panel that we sell is inspected and then carefully packaged to protect against damage that may occur during transit.



Test Fit All Panels Prior to Paint and Installation:

Classic Industries® recommends test fitting all sheet metal panels prior to final paint and installation. Minor modifications including elongating mounting holes, adding additional shims, etc. are normal and may be necessary when installing sheet metal. It is important to note that hard driving conditions, like racing, can twist bodies and frames out of original tolerances. Poor body work from previous collisions can cause problems with the body structure that the panels are attached to. Some vehicles were manufactured with a unitized body (no frame) thus causing even the most minor accident to twist the body creating a situation that would cause sheet metal panel misalignments. Take into consideration that tolerances on classic vehicles are not nearly as exact as they are on modern vehicles. This is primarily due to the hand fitting of panels at the factory on most antique and classic cars as opposed to the robotics used in today's modern factories. All of these factors will affect the way your new reproduction sheet metal will install and fit on the car. There is really no such thing as a direct fit body panel when it comes to older vehicles.

Returns and Defects:

Prior to returning any defective body panel or sheet metal item to Classic Industries®, please contact our customer service department. Classic Industries® will not replace a panel, nor will we be responsible for freight on returns should it be deemed that the panel is not defective. See policies for more information.

For Best Results, Hire a Professional to Install the Panels:

Classic Industries® recommends that you hire a professional paint and body technician that has the skills, knowledge and experience necessary to install the new panels on your vehicle. A professional body technician will be able to prepare the panels for installation and repair any imperfections.

When Welding Sheet Metal Products . . .

Save time when replacing sheet metal by using Classic Industries® new, innovative "Weld-Thru™" primed sheet metal products. Our all new coating process is designed to eliminate the unnecessary process of grinding or sanding the EDP coating off to ensure a solid and rust free weld. This "Weld-Thru™" primer requires minimal preparation and eliminates corrosion problems between overlapped panels and layered spot welds. It also minimizes heat zone problems, reduces panel distortion, and allows better penetration into the dense replacement steel to compensate for the older metal's impurities. Look for the "Weld-Thru™" logo when purchasing sheet metal products to save time during installation of weld-on sheet metal repair panels.



Some Guidelines on EDP Coating

Many sheet metal products are delivered with a black electrophoretically deposited coating (EDP, or E-coat) for superior long-term corrosion protection, while others use a similar lacquer-based coating designed to provide protection for storage and shipping. Before panel installation, Classic Industries® recommends applying lacquer thinner with a shop towel to determine the type of coating. If the coating is removed by lacquer thinner, then it should be completely stripped from the product before any primer or paint is applied. If the lacquer thinner does not remove the EDP coating, it can simply be prepped, primed and painted without stripping.

Classic Industries® The Restorer's Choice™

Count on the Classic Industries® Restorer's Choice™ symbol whenever purchasing reproduction parts and accessories. You can be sure that each and every product displaying this symbol is manufactured correctly to exact specifications and fits the way the factory intended. Products denoted throughout the catalog with this symbol are officially approved by Classic Industries® as a genuine restoration product. Look for the Restorer's Choice™ logo. The Classic Industries® symbol is your assurance of quality.



Made in USA

Look for the "Made in USA" logo for products that are proudly manufactured in the United States.



Outer Door Panels

OE® AUTHORIZED



B1792



B1792 - inner detail

1963-64 Two Door Complete Door Shell

Replace your damaged or rusted door shells on 1963-64 full size 2 door Chevrolet models with quality reproductions.

Note: Shipped truck freight.

				TRUCK
B1792	1963	LH	530.99 ea
B1791	1963	RH	500.99 ea
B1794	1964	LH	499.99 ea
B1793	1964	RH	499.99 ea



13156

1961-64 Two Door Outer Door Skin

Reproduction door skin for 1961-64 Chevrolet full size 2 door models. Manufactured from heavy gauge sheet metal and feature original contours and proper slotting for the door handle and lock.

Note: Shipped double over-sea.

				OE®
13156	1961-62	LH	328.99 ea
13157	1961-62	RH	328.99 ea
13142	1963-64	LH	328.99 ea
13143	1963-64	RH	328.99 ea



B1361

1991-94 Front Outer Door Skin

Reproduction outer door skins will replace existing rusted or damaged originals without the higher price of replacing the entire door shell.

Note: Shipped truck freight.

				TRUCK
B1361	1991-94	LH	front 107.99 ea
B1360	1991-94	RH	front 107.99 ea



B13334

1961-64 Inner Door Bottom

These replacement steel panels are just what you'll need to get your full size Chevy's doors back into shape. They're manufactured with original gauge steel and will match your Chevy's door contours perfectly. These replacement panels will fit all 1961-64 two door hardtops and convertibles. Stop looking for hard to find replacement doors, repair your originals today! Made in USA.

B13334	1961-64	LH	168.99 ea
B13335	1961-64	RH	168.99 ea




732220L

1969-79 Two Door Lower Outer Door Skin

Replace the rusted lower outer door skin panel with this reproduction. Eliminates the need to replace the entire panel and will replace the rusted out lower portion. Approximately 10"-12" high.

732220L	1969-70	LH	45.99 ea
732220R	1969-70	RH	45.99 ea
733220L	1971-76	LH	59.99 ea
733220R	1971-76	RH	59.99 ea
734220L	1977-79	LH	47.99 ea
734220R	1977-79	RH	47.99 ea

Original appearance and quality.



4752350

OE® AUTHORIZED

Zinc-plated to prevent premature rusting.



7730079

1959-70 Front Door Latch Assembly

OE® quality reproduction door latch assemblies for Chevrolet 2 door full size models. Latches can wear out due to years of use. Replacing the latch can help the door to operate smoothly and correctly the way the factory intended. The finest manufacturing methods are employed offering a reproduction which is original in appearance and quality.

4752350	1959	LH	hdt/conv.	85.99 ea
4752349	1959	RH	hdt/conv.	85.99 ea
4786339	1960	LH	hdt/conv.	82.99 ea
4786338	1960	RH	hdt/conv.	82.99 ea
4807151	1961-62	LH	hdt/conv.	89.99 ea
4807150	1961-62	RH	hdt/conv.	89.99 ea
14026	1963-64	LH	hdt/conv.	89.99 ea
14027	1963-64	RH	hdt/conv.	89.99 ea
4484801	1965-66	LH	2 door	69.99 ea
4484800	1965-66	RH	2 door	69.99 ea
7730079	1968	LH	2 door	73.99 ea
7730078	1968	RH	2 door	71.99 ea
8800005	1969-70	LH	2 door	66.99 ea
8800004	1969-70	RH	2 door	66.99 ea

OE® AUTHORIZED



T70760 - front view

T70759



G5814 - front view

G5814 - back view

1982-86 Door Latch Assembly

Reproduction and Genuine GM door latch assemblies for 1982-86 Chevrolet full size models. Manufactured to factory specifications for a proper fit and function.

OE® Authorized

T70760	1982-87	LH	front 58.99 ea
T70759	1982-87	RH	front 58.99 ea

Genuine GM

G5813	1991-96	LH	front 181.99 ea
G5814	1991-96	RH	front 161.99 ea



1965-81 Door Latch Screws

Correct replacement oval Phillips head door latch screws used on various GM vehicles from 1965-81. 1/4"-20 x 5/8". Cadmium-plated.

B12527	1965-81	6 piece	3.99 set
--------	---------	---------	-------	----------



1982-83 Door Latch Screw

Genuine GM replacement screw designed to hold the door latch to the door shell.

G1166	1982-83	6.99 ea
-------	---------	-------	---------

OE®

1969-76 Door Jamb Vent

Reproduction outer door jamb vent grill designed for 1969-77 full size Chevrolet models. Each grill is manufactured in injection molded ABS replicating the original in design, appearance, and fitment. Installs on the quarter panel door jamb area. Sold individually. 2 required per vehicle.

8728739	1969-76	24.99 ea
---------	---------	-------	----------



Door Components



1958-64 Door Latch Striker Plates

Reproduction door striker plates all 1958-64 models. Worn striker plates can interfere with the correct operation of your door. Fits front and rear doors for 2 and 4 door models. Pair includes LH and RH sides.
CX1874 1958-60 OER* 37.99 pr
152602 1963-64 OER* Authorized 100.99 pr

OER AUTHORIZED



1958-60 Door Latch Striker Screw Set


Reproduction door latch striker screw set for 1958-60 full size and 1959-60 El Camino models. Sold in a 6 piece set. One set does 2 doors.
TF400430 1958-60 all 16.99 set



1965-90 Door Latch Striker

These are correct reproduction door strikers for 1965-76 and 1980-90 Impala and full size models. The door lock striker is installed on the door jamb for either the LH or RH door. 2 strikers required per vehicle.

8770193 1965-70 LH or RH 12.99 ea
A1009 1971-76 LH or RH 9.99 ea
8770193 1980-90 LH or RH 12.99 ea



1985-90 Billet Door Striker

These custom billet aluminum door lock strikers mount in the door jamb area of the quarter panel and keep the door securely closed. These strikers are a direct replacement for 1965-70 and 1980-90 full size models. Each striker plate is machined from 6061-T6 billet aluminum and features a striker turned from 304 stainless steel for durability. 7/16"-14 thread pitch, 1" thread length, 1-1/4" striker length. Sold in pairs. Available in natural and black finishes.

Note: Will not work on 1971-79 models.

CB44101 1965-90 natural 89.99 pr
CB44102 1965-90 black 89.99 pr



1967-90 Door Strikers

LG Billet USA 7/16"-14 door striker kit for early Chevrolet models. Made from 6061-T6 Billet aluminum. Includes 2 stainless-steel bolts with a 7/16"-14 thread pitch, 13/16" shank length and 1" thread length and 2 stainless steel striker plates. This door striker kit has been engineered and manufactured to have OEM-like fitment, an improved appearance, and to have outstanding durability. Sold in pairs.

1967-70 Impala

Plain Washer
LG2019 1967-70 machined 49.99 pr
Single Ring
LG2020 1967-70 black 64.99 pr
LG2021 1967-70 machined 59.99 pr
Double Ring
LG2022 1967-70 black 64.99 pr
LG2023 1967-70 machined 59.99 pr

1980-90 Caprice

Plain Washer
LG2019 1980-90 machined 49.99 pr
Single Ring
LG2020 1980-90 black 64.99 pr
LG2021 1980-90 machined 59.99 pr
Double Ring
LG2022 1980-90 black 64.99 pr
LG2023 1980-90 machined 59.99 pr



1971-76 Custom Door Lock Strikers

These are a custom 1/2" stainless steel versions of the door lock strikers that mount in the door jamb area of the quarter panel.


Plain Washer
MD1024 1971-76 machined 54.99 pr
MD1030 1971-76 polished 61.99 pr
Acetted Washer
MD1024A 1971-76 machined 58.99 pr
MD1030A 1971-76 polished 74.99 pr



1965-86 Door Striker Plastic Washers

Reproduction of the door striker plate washers for 1965-86 full size models. These are the correct plastic washers installed behind the striker to allow you to adjust the striker without marring the paint. Sold in pairs.

F12370 1965-86 3.99 pr



1985-90 Door Striker Bolt Washer

OER* reproduction door striker bolt shim manufactured in die-stamped steel and finished in clear zinc coating. Used to correctly position the door latch assembly for proper alignment with the door latch assembly. Use as required.

Slide-On Washers
4469196 1965-70 1.25mm thick 1.99 ea
4469197 1965-70 2.00mm thick 1.99 ea
4469195 1965-70 4.00mm thick 1.99 ea
4469196 1980-90 1.25mm thick 1.99 ea
4469197 1980-90 2.00mm thick 1.99 ea
4469195 1980-90 4.00mm thick 1.99 ea



1965-90 Door Striker Bolt Washer

OER* correct reproduction threaded striker washer for 1965-90 Chevrolet full size models. The door lock striker washer is installed on the door jamb for either the right or left hand door. Sold individually. Use as required.

Thread-On Washer
11500367 1965-70 3.50mm thick 4.99 ea
11500367 1980-90 3.50mm thick 4.99 ea

Door Components



1961-76 Front Upper Door Hinge

Sagging and worn door hinges can cause damage to doors, locks and hinge pillar sheet metal. Why go through the hassle of rebuilding when you can have new replacements?

K231	1961-64	LH or RH.....	89.99 ea
1706371	1971-76	LH.....	59.99 ea
1706370	1971-76	RH.....	59.99 ea



1961-76 Front Lower Door Hinge

Replace the lower door hinges on 1961-76 models listed below. Each hinge is designed to replace the original exactly.

K232	1961-64	LH.....	109.99 ea
K233	1961-64	RH.....	109.99 ea
9816926	1969-76	LH or RH.....	53.99 ea



1971-76 Billet Door Hinge Set

Ringbrothers billet door hinges are a resolution to an old problem. Designed to withstand the weight of the heavy doors, the Ringbrothers door hinges are a direct replacement for the stock hinges. They hold the bulky door in two locations with ball detents. They are machined from 6061-T6 billet aluminum for strength, durability and protected with black anodizing for surface resilience.

Note: Modifications to vehicle are required in order to obtain proper fit.

152799	1971-76	set of 4.....	849.99 set
--------	---------	---------------	------------



1958-60 Door Hinge Pin Repair Kit

Replacement door hinge pin kit for all 1958-60 full size models. Each pin includes two bushings and can be used on the upper or lower hinge.

C57E	1958-60	6 piece.....	6.99 kit
------	---------	--------------	----------



1961-64 Door Hinge Repair Set

Hinge repair sets provide a cost effective alternative to replacing the entire door hinge assembly. Complete set includes: 2 pins, 4 bushings, stop roller with pin and tension spring. Spring also available separately. One set repairs the upper and lower hinge on one door.

DHK400	1961-64	pins/bushings.....	23.99 set
4309544	1961-64	tension spring.....	3.99 ea



1968-76 Door Hinge Repair Set

Repair broken door hinges with these repair sets that include 4 hardened shoulder pivot pins and 8 sintered bronze bushings. Repairs 4 front door hinges. Sets include 4 pins and 8 bushings per set.

K401	1968	lower only.....	17.99 set
K402	1969-76	upper and lower.....	16.99 set



1969-81 Door Hinge Pin

Door hinge pins are a must during a rebuild! You can have quality pins delivered courtesy of Classic Industries®.

Upper Hinge Pins			
A1029	1969-81	front door.....	1.79 ea
A1029	1969-75	rear door upper.....	1.79 ea

Lower Hinge Pins			
G11398	1968	front door.....	2.99 ea
A1029	1969-81	front door.....	1.79 ea



1961-90 Door Hinge Bushing

Correct replacement bushings for 1961-85 Impala and 1966-90 Caprice models.

Smooth Design - 11/32" L.D. 3/8" O.D.			
9721917	1961-88		.99 ea
Ribbed Design - 11/32" L.D. 1/2" O.D.			
A14553	1968-90		.89 ea

New!




5/16"-18 x 1" Door Hinge to Body Bolt

Door hinge to body bolt for various Chevrolet full size models. Manufactured to OE specifications. Fits a wide variety of applications on 1961-75 models. Check your bolt specifications before ordering.

5/16" - 18 x 1"			
A5711K	24 piece set.....		21.99 set
A5711	individual.....		.99 ea

New!

AUTHORIZED



5/16"-18 x 1-1/4" Door Hinge Bolt Set

Reproduction door hinge bolt set upper and lower hinges. 5/16"-18 x 1-1/4" Hex washer head spin lock bolt finished in a black phosphate coating for an authentic original appearance and corrosion resistance. Available as a set of 24, or individually. Use as required.

5/16" - 18 x 1-1/4"			
A5713K	24 piece set.....		21.99 set
A5713	individual.....		.99 ea



1982-96 Lower Door Hinge Spring

OER® lower door hinge spring for 1982-96 Impala and Caprice. These springs are exact duplicates of the originals, right down coil count and tension.

20361482	1982	2 door.....	6.99 ea
20361482	1985-87	2 door.....	6.99 ea
20361482	1991-96	rear.....	6.99 ea

Door Components

NEW



CM2084



C2377



CM2418

1958-70 Outer Door Handle Set

Reproduction outer door handle set for 1958-70 full size models. Manufactured with a high-quality triple chrome-plating for an authentic appearance. Each set includes: 2 outer door handles, 2 push buttons, gaskets, and mounting hardware.

CM2072	1958	Impala, all	191.99 set
CM2072	1958	B/A, 4 dr hdp, front	191.99 set
CM2072	1958	wagon, 4 dr, front	191.99 set
CX2088	1959	2 dr & El Camino	99.99 set
CM2082	1960	2 dr & El Camino	49.99 set
CM2083	1960	4 door front	49.99 set
CM2084	1960	4 door rear	49.99 set
C2377	1961-62	2 or 4 door front	49.99 set
CM2116	1961-62	4 door rear	49.99 set
C2378	1963-64	2 or 4 door front	54.99 set
CM2226	1963-64	4 door rear	49.99 set
C2377	1965-68	2 door front	49.99 set
CM2415	1965-68	4 door front	49.99 set
CM2416	1965-68	4 dr rear - one wagon	49.99 set
CM2418	1965-68	4 dr rear - wagon	71.99 set
CM2900	1969-70	2 door	49.99 set
CM2901	1969-70	4 door front	53.99 set
CM2902	1969-70	4 door rear	49.99 set



C2280

1960-68 Outer Door Handle Push Button Set

Replace your pitted original outer door handle push buttons with a quality reproduction that features high polished chrome and includes a new spring for easy installation. One set required per vehicle.

Push Button with O-Ring			
CM2085	1960	2 door	38.99 set
C2279	1961-62	2 door	9.99 set
C2280	1963-64	2 door	9.99 set
C2279	1965-68	2 door	9.99 set

Replacement O-Ring Only			
4156548	1958-67		2.99 ea



9827571

1970-75 Outer Door Handle

OEI® exterior door handles for 1970-75 full size models. Manufactured to factory specifications. Assembly including the chrome handle (6-3/8" long) the spring mechanism and gasket/escutcheon.

9827571	1970-75	LH	39.99 ea
9827570	1970-75	RH	39.99 ea

OEI AUTHORIZED



K357



20454212



15969376



20111713



881401



881404

1976-80 Outer Door Handles

OEI® Authorized exterior door handles for 1976-79 Chevrolet full size models. Manufactured to factory specifications. A complete assembly including the chrome or black handle (5-5/8" long), mounting bracket and spring mechanism.

Door Handle Pairs (Includes Hardware)

881405	1976	LH&RH	black	19.99 pr
881406	1976	LH&RH	chrome	19.99 pr
881407	1977-79	LH&RH	chrome	22.99 pr
881408	1981-90	LH&RH	black	19.99 pr
881409	1981-89	LH&RH	chrome	19.99 pr

Individual Handles (Hardware Sold Separately)

20454213	1976	LH	black	9.99 ea
20454212	1976	RH	black	9.99 ea
K357	1976	LH	chrome	8.99 ea
K358	1976	RH	chrome	8.99 ea
20099251	1977-79	LH	chrome	12.99 ea
20099250	1977-79	RH	chrome	12.99 ea
15969376	1981-90	LH	black	8.99 ea
15969377	1981-90	RH	black	8.99 ea
20111713	1981-89	LH	chrome	10.99 ea
20111712	1981-89	RH	chrome	10.99 ea

Hardware (1 Per Handle)

881404	1976-79		1.99 pr
881401	1981-90		9.99 pr



G3488



G3489

1991-96 Outer Door Handle

Genuine GM or reproduction outer door handles for 1991-96 Caprice models (except 1991 with LTZ package). Replace your faded or damaged door handles with these quality replacements. Fits front or rear doors.

Reproduction

16627835	1991-96	LH	19.99 ea
16627834	1991-96	RH	19.99 ea

Genuine GM

G3488	1991-96	LH	71.99 ea
G3489	1991-96	RH	71.99 ea

New!



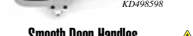
KD7750758



KD789286



KD498598



Smooth Door Handles

The handles can be modified to fit any door handle and adds a phenomenal look to your ride while delivering simple form and function. The handles are handcrafted in-house at Kindig-II Design.

Paintable

KD750758	classic spoon style	594.99 set
KD480870	square style	594.99 set
KD789286	bar "straight" style	594.99 set

Chrome

KD781606	classic spoon style	649.99 set
KD485958	square style	649.99 set
KD810918	bar "straight" style	649.99 set

Door Components



L1100

1958-64 Outside Door Handle Guards

Protect your paint job by installing paint guards behind your outer door handles. These beautiful chrome guards mount behind your door handles with two screws and will keep your paint in the handle area from getting scratched.

CX1875	1958.....	34.99 pr
CX1876	1959.....	43.99 pr
L1100	1961-64.....	21.99 pr



1970-79 Outer Front Door Handle Escutcheon

Reproduction door handle gasket for 1970-79 full size models. This gasket inserts on the back of the outer door handle and acts as protection between the handle and the paint. Sold individually. 2 gaskets required for 2 door models.

982752	1970-79.....	4.99 ea
--------	--------------	---------



1961-64 Door Lock Rod with Clip

Reproduction 8" door lock knob rod for 1961-64 Chevrolet Impala 2 door hardtop and convertible models. This rod is manufactured to factory specs replicating the original 8" door lock rod. Includes retainer clip, knob not included.

B9259	1961-64 LH or RH.....	9.99 ea
-------	-----------------------	---------



1971-90 Door Lock Rod Retaining Clip

OE^R's reproduction of the clip that retains the two inner door lock rods. This nylon clip joins the horizontal rod from the door latch with the vertical rod that the door lock knob screws on to. Sold individually. One required per door. Fits into a 1/16" hole and secures a 5/32" rod.

Fits 5/32" Rod Diameter

K4013	LH 1/4" hole size.....	1.99 ea
A20675	RH 1/4" hole size.....	1.99 ea



1968-73 GM Door Latch Rod Clips

Reproduction door latch rod retaining clips designed for 1968-73 Chevrolet full size 2 and 4 door models. These clips secure the door release rod to the inner door skin. Clip snaps into the door and holds the rod that operates the door latch. Sold in a pair. Use as required.

7746988	1968-73 2 or 4 door.....	12.99 pr
---------	--------------------------	----------



1958-96 Door Handle Rod Clip

Correct style spring steel rod clips for 1958-96 Chevrolet full size models. Sold individually. Use as required.

3998009	1958-96.....	2.29 ea
A1013	1958-96.....	1.49 ea
G11399	1958-96 Genuine GM.....	4.99 ea
7762203	1962-96.....	2.79 ea



1965-72 Door Latch Mechanism Push Button Return Spring

OE^R's reproduction door handle push button lock spring. This spring is often broken after years of use. When the spring is broken, it will become difficult to lock, unlock and open the door of your vehicle.

9720761	1965-72 LH.....	4.99 ea
9720760	1965-72 RH.....	4.99 ea



1991-96 Rear Door Security Lock Lever

Keep your children safe in the back seat of your vehicle by replacing the broken or missing security lock actuator lever on the rear doors of 1991-96 Caprice and Impala SS models.

G11689	1991-96 LH.....	3.99 ea
G11690	1991-96 RH.....	10.99 ea

1982-96 Outer Door Handle Bumper

Reproduction door handle bumper is manufactured to factory specifications from correct rubber material to fit and function as original. This rubber bumper is designed to protect the sheet metal of the door where the outer door handle rests. 1 bumper required per handle.

4812932	1982-96.....	6.99 ea
---------	--------------	---------



1958-70 Door Handle & Lock Gaskets

Classic Industries[®] recommends replacing the door handle gaskets and lock gaskets when painting the vehicle or replacing the outer door handles. Each door handle gasket and lock gasket is die-cut for a perfect fit. Includes door handle gaskets and lock gasket for both LH and RH sides.

W2059	1958.....	7.99 set
W2073	1959.....	7.99 set
W2098	1960.....	7.99 set
W2145	1961-62.....	7.99 set
W2098	1963-64.....	7.99 set
W2145	1965-68.....	7.99 set
W2098	1969-70.....	7.99 set

Lock Cylinder Sets



Set Includes:

- ✓ Ignition ✓ Glove Box ✓ Trunk ✓ Door

1958-76 Ignition, Glove Box, Door, Trunk Set

Lock set designed to replace your ignition, door, glove box and trunk lock assemblies. Each set is supplied with "coded" cylinders and 2 precut keys which will fit the new door, ignition, glove box, and trunk lock cylinders. Locks are available with earlier style keys, or later style square or oval keys.

Early Style Keys

TK422	1958	long cylinder.....	74.99 set
TK423	1958	short cylinder.....	74.99 set
TK424	1961-62	long cylinder.....	59.99 set
TK425	1961-62	short cylinder.....	68.99 set
TK426	1963	long cylinder.....	68.99 set
TK427	1963	short cylinder.....	78.99 set
TK428	1964	long cylinder.....	68.99 set
TK429	1964	short cylinder.....	74.99 set
TK430	1965	59.99 set
TK431	1966	59.99 set
312332	1967	54.99 set

Late Style Keys

TK337	1969-70	68.99 set
312335	1971-76	78.99 set



Set Includes:

- ✓ Ignition ✓ Door

1958-78 Ignition and Door Lock Set

Lock set designed to replace your ignition and door lock assemblies. Each set is supplied with "coded" cylinders and 2 precut keys which will fit the new door and ignition cylinders. Locks are available with earlier style keys or later style keys.

Early Style Keys

TK243	1958	flat pawl.....	44.99 set
TK160A	1958	long cylinder.....	41.99 set
TK457	1959-60	long cylinder.....	48.99 set
TK250	1961-64	flat pawl.....	58.99 set
TK160A	1961-64	long cylinder.....	41.99 set
TK143A	1965	41.99 set
TK104	1966-67	33.99 set

Late Style Keys

TK104A	1966-67	28.99 set
TK106	1969-70	35.99 set
TK219	1971-76	31.99 set
TK106	1977-78	35.99 set



Set Includes:

- ✓ Glove Box ✓ Trunk ✓ Door

1958-70 Door, Glove Box, & Trunk Lock Set

This comprehensive set will allow you to replace all the major lock cylinders (door, glove box, and trunk) using just one precut key. The ignition lock is sold separately. Locks are available with earlier style keys or later style keys.

Early Style Keys

TK178A	1958.....	51.99 set
TK177A	1961-62.....	51.99 set
TK178A	1963.....	51.99 set
TK173A	1964.....	58.99 set
TK180A	1965-66.....	53.99 set
TK181A	1967.....	51.99 set
TK155A	1968.....	48.99 set

Late Style Keys

TK155	1969-70.....	44.99 set
-------	--------------	-----------



Set Includes:

- ✓ Ignition ✓ Door ✓ Trunk

1958-68 Ignition, Door, & Trunk Lock Set

Lock set designed to replace your ignition, door and trunk lock assemblies. Each set is supplied with "coded" cylinders and 2 precut keys which will fit the new door, ignition and trunk lock cylinders.

Early Style Keys

TK272	1958	long cylinder.....	59.99 set
TK273	1958	short cylinder.....	59.99 set
TK459	1959	long cylinder.....	78.99 set
TK488	1960	long cylinder.....	64.99 set
TK274	1961-64	long cylinder.....	51.99 set
TK275	1961-64	short cylinder.....	58.99 set
TK267	1965	48.99 set
TK268	1966	45.99 set



Set Includes:

- ✓ Door ✓ Trunk

1958-94 Door and Trunk Lock Set

This lock set for your doors and trunk includes 2 door lock cylinders, trunk lock and 2 precut keys. Lock cylinder retainers which are used to hold the lock cylinder in place, and gaskets are also included. Locks are available with earlier style keys or later style keys.

Early Style Keys

TK246	1958	flat pawl.....	38.99 set
TK140	1958	long cylinder.....	39.99 set
TK140A	1958	long cylinder.....	41.99 set
TK486	1959	long cylinder.....	64.99 set
TK487	1960	long cylinder.....	54.99 set
TK246	1961-64	flat pawl.....	38.99 set
TK140	1961-64	long cylinder.....	39.99 set
TK140A	1961-64	long cylinder.....	41.99 set
TK135A	1965-68	long cylinder.....	34.99 set

Late Style Keys

TK415	1969-70	29.99 set
TK410	1971-76	35.99 set
TK135	1977-94	29.99 set



Set Includes:

- ✓ Glove Box ✓ Trunk

1958-76 Glove Box and Trunk Lock Set

This lock set for your glovebox door and trunk includes glove box lock cylinder and catch, trunk lock and 2 precut keys. Locks are available with earlier style keys or later style keys.

Early Style Keys

TK172A	1958.....	32.99 set
TK460	1959.....	48.99 set
TK172A	1960.....	32.99 set
TK171A	1961-62.....	31.99 set
TK172A	1963.....	32.99 set
TK121A	1964.....	31.99 set
TK174A	1965-66.....	31.99 set
TK175A	1967.....	28.99 set
TK150A	1968.....	34.99 set

Late Style Keys

TK150	1969-76.....	29.99 set
-------	--------------	-----------

Lock Assemblies



1958-82 Ignition Lock

Replace your original ignition lock assembly with these "coded" lock cylinders which include keys. Each set includes a cylinder assembly and the key which is pre-cut for fast installation. Locks are available with original style keys.

Note: *1978 early design does not feature the retaining screw slot.

With GM Logo on Key	
TK161 1958-64	chrome..... 14.99 ea
TK158A 1965	chrome..... 12.99 ea
TK100A 1966-67	chrome..... 14.99 ea
TK102* 1969-78	chrome..... 21.99 ea
TK1005B 1987	black..... 22.99 ea

Without GM Logo on Key	
TK157 1958-64	chrome..... 9.99 ea
TK158 1965	chrome..... 9.99 ea
20071252* 1969-78	chrome..... 14.99 ea
19356477 1978-92	chrome..... 14.99 ea
609532 1987	black..... 10.99 ea
TK103 1978-92	chrome..... 16.99 ea



G1680



G3868

1969-96 Ignition Lock

Replace your original ignition lock assembly with these "coded" lock cylinders which include keys. Each set includes a cylinder assembly and the key which is pre-cut for fast installation. Locks are available with original style keys.

Note: *1978 early design does not feature the retaining screw slot.

ACDelco Replacement	
G7648* 1969-78	with GM logo..... 33.99 ea
G1680 1978-92	chrome w/GM logo..... 32.99 ea
G1681 1987	black w/GM logo..... 48.99 ea
G7648 1991-96	w/SEO code 530H44Y4..... 33.99 ea
G3868 1994-96	without SEO keys..... 80.99 ea



TK112A

1958-94 Trunk Lock

Replace your trunk lock cylinder with these correct replacement type cylinders. Each cylinder includes 2 pre-cut keys for easy and fast installation. Locks are available with original style keys.

TK112AR 1958	original key..... 19.99 set
TK461 1959	original key..... 28.99 set
TK112A 1960-68	original key..... 15.99 set
TK112 1969-94	late model key..... 14.99 ea



TK245



TK1018



TK109

1958-94 Door Locks

Replace your old outer door lock cylinders with these correct replacement type assemblies. Each pair of cylinders include 2 pre-cut keys for easy and fast installation. Lock cylinder retainers which are used to hold the lock cylinder in place, are not included (available separately). Locks are available with original style keys.

TK245 1958	flat pawl..... 37.99 pr
TK110A 1958	long cylinder..... 31.99 pr
TK456 1959-60	long cylinder..... 39.99 pr
TK252 1961-64	flat pawl..... 33.99 pr
TK110A 1961-64	long cylinder..... 31.99 pr
TK109B 1965-66 29.99 pr
TK109A 1967-68 20.99 pr
TK109 1969-70 28.99 pr
TK1018 1971-76 24.99 pr
TK109 1977-94 28.99 pr



TK146



TK169A

1380873

1962-67 Console Case Lock

Replace any glove box lock case, console door case or lock assembly with a reproduction. Cylinders are pre-coded and include a pair of original style keys. Available as a lock cylinder only, a case only, or lock cylinder with case.

TK146A 1962-64	cylinder w/o case..... 19.99 ea
TK169A 1965-67	cylinder w/case..... 21.99 ea
1380873 1960-67	case only..... 29.99 ea



EL80992

9728247

1985-85 Door Lock Cylinder Retainer

If you're replacing your door lock cylinder it may be necessary to replace the retainer. This retainer holds the lock cylinder in the correct position.

EL80992 1959-60 9.99 pr
4879342 1961-64 2.99 ea
9728247 1965-85 2.99 ea



G1723

G1745

G11405

1958-96 Trunk Lock Cylinder Components

Genuine GM and reproduction trunk lock cylinder components for models.

Cylinder Mounting Components	
G1723 1977-80	cylinder pawl..... 5.99 ea
G1745 1958-96	return spring..... 2.99 ea

Cylinder Tumbler Components	
G11405 1962-70	tumbler spring..... .99 ea



Remote Keyless Entry System

Remote keyless entry system from Electric Life. This simple system features two 4 button remote transmitters with designated lock and unlock buttons, and auxiliary channels for trunk release, power windows, remote start, or a multitude of other options. These systems will integrate with any vehicle equipped with factory or aftermarket power door locks.

EL95121	add-on alarm..... 85.99 ea
---------	----------------------------



EL95720

Alarm and Remote Start Upgrade for Keyless Entry Systems

Universal add on alarm from Electric-Life. These alarms can be integrated with your current keyless entry system to create a full vehicle security system. The built-in lock/unlock outputs can be tied directly into the keyless entry system on nearly any vehicle. This is a great option for vehicles already equipped with a factory or aftermarket remote entry system.

EL95715	add-on alarm..... 92.99 ea
EL95720	add-on remote start..... 126.99 ea

Lock Components



1958-70 Door Lock Pawl

Reproduction lever that mounts at the end of the door lock cylinder allowing the door latch assembly to be activated when the key is turned.

Note: Door lock pawls may not fit all models, check your original door locks for the correct style pawl your vehicle requires before ordering.

2 Door

Flat Style - Fits Original Locks

PR589 1958 LH or RH..... 7.99 ea
PR589 1961-64 LH or RH..... 7.99 ea

Flat Style - Fits Modern Style "D" Shaft Locks

320102 1958 LH or RH..... 5.99 ea
320102 1961-64 LH or RH..... 5.99 ea

U-Style - Fits Long Style Shaft

B9259P 1961-64 LH or RH..... 5.99 ea

Fits Short Style "D" Shaped Shaft

CL1114 1965-66 LH or RH..... 6.99 ea
CL1101 1967-69 LH..... 4.99 ea
CL1100 1967-69 RH..... 4.99 ea
CL1113 1970 LH..... 5.99 ea
CL1112 1970 RH..... 5.99 ea

4 Door

CL1107 1967 LH..... 6.99 ea
CL1106 1967 RH..... 6.99 ea



1958-86 Door Lock Pawl Retainer

Door lock pawl retainer for 1958-86 Chevrolet full size models. Mounts at the end of lock cylinder firmly holding the pawl/lever in place.

Note: Check your original door locks for the correct style pawl your vehicle requires before ordering.

2 Door

Trident Style - Fits Original Locks

PR932 1958-64 LH or RH..... 3.99 ea

U-Style - Fits Long Style Shaft

PR6512 1958-64 LH or RH..... 2.99 ea

Flat Style - Fits Modern Style "D" Shaft Locks

GN10663 1958-86 LH or RH..... .99 ea



1959-64 Door Lock to Latch Rods

Reproduction door lock to door latch rods for 1959-64 Chevrolet full size models. This is the rod that connects the door lock pawl to the door latch assembly to be activated when the key is turned. Includes LH and RH lock rods and retaining clips.

B92591 1959-64 LH or RH..... 9.99 pr



1958-80 Lock Cylinder Gasket

OER® trunk or door lock cylinder gaskets for 1958-90 full size models. These EPDM rubber gaskets are manufactured to factory specifications for an authentic fit and appearance.

K940 1958-90 door - die-cut..... 1.69 ea
4471426 1961-72 trunk - molded..... 5.99 ea
K941 1961-81 trunk - die-cut..... 1.89 ea



1964-70 Tailgate Handle Cylinder Ring

Original style tailgate outer handle cylinder ring for 1964-70 station wagons.

G1740 1964-70..... 8.99 ea



Ignition and Trunk Lock Key Cover

OEM key covers are produced to the exact configuration of the square and oval GM style keys. Available in blue, red, or gray.

TK332 red..... 3.49 set
TK333 gray..... 3.49 set
TK335 blue..... 3.49 set



1969-96 Ignition & Trunk Lock Key Cover

Protect your paint or other fragile items which may come in contact with your keys, with these inexpensive, slip-on plastic key covers. Each cover is produced to the exact configuration of the square and oval GM style keys. Available in black.

7839425 1969-96 square key cover..... 2.99 ea
20364745 1969-96 oval key cover..... 2.99 ea



1958-68 Briggs and Stratton Style Key

These original 1958-68 Briggs and Stratton type GM keys are not pre-cut and may be purchased for the indicated years listed. Simply take these keys and your original keys to a locksmith or key shop, present your old key and have a new key cut-to-fit your lock cylinder.

K161 1958-66 ignition..... 1.99 ea
K162 1958-66 trunk..... 1.99 ea
G10255 1966 ignition..... 5.99 ea
K109 1967 ignition A..... 3.99 ea
K110 1967 trunk B..... 3.99 ea
K111 1968 ignition C..... 3.99 ea



1967-87 Genuine GM Replacement Key

These Genuine GM keys are not pre-cut and may be purchased for the indicated years listed. Simply take these keys and your original keys to a locksmith or key shop, present your old key and have a new key cut-to-fit your lock cylinder.

GN10665 1967 ignition A - 1969 style..... 1.99 ea
G4611 1967 trunk B - 1969 style..... 4.99 ea
GN10666 1968 ignition C - 1969 style..... 1.99 ea
GN10671 1968 trunk D - 1969 style..... 1.99 ea
G4606 1969 ignition E..... 3.99 ea
G4607 1969 trunk H..... 3.99 ea
G4609 1970 trunk K..... 3.99 ea
GN10665 1971 ignition A..... 1.99 ea
G4611 1971 trunk B..... 4.99 ea
GN10666 1972 ignition C..... 1.99 ea
GN10671 1972 trunk D..... 1.99 ea
G4606 1973 ignition E..... 3.99 ea
G4607 1973 trunk H..... 3.99 ea
G4609 1974 trunk K..... 3.99 ea
GN10665 1975 ignition A..... 1.99 ea
G4611 1975 trunk B..... 4.99 ea
GN10666 1976 ignition C..... 1.99 ea
GN10671 1976 trunk D..... 1.99 ea
G4606 1977 ignition E..... 3.99 ea
G4607 1977 trunk H..... 3.99 ea
G4609 1978 trunk K..... 3.99 ea
GN10665 1979 ignition A..... 1.99 ea
G4611 1979 trunk B..... 4.99 ea
GN10666 1980 ignition C..... 1.99 ea
GN10671 1980 trunk D..... 1.99 ea
G4606 1981 trunk E..... 3.99 ea
G4607 1981 trunk H..... 3.99 ea
GN10670 1983 trunk B..... 1.99 ea
GN10672 1985 trunk H..... 1.99 ea
GN10673 1986 trunk K..... 1.99 ea
GN10670 1987 trunk B..... 1.99 ea

Outer Door Mirrors

OEM AUTHORIZED



T70622

1958-72 Drop Head Peep Mirror

Reproduction drop head peep mirror for 1958-72 sedan models. Mounts to top edge of door frame. Features a chrome arm with a 3 or 4 inch mirror head.

T70622	1958-72	3" head	27.99 ea
T70623	1958-72	4" head	24.99 ea

OEM AUTHORIZED



B9061

3912201

1958-62 Outer Door Mirror

Correct reproduction mirrors for 1958-62 Chevrolet full size models. Mirrors include: hardware, gaskets, and instructions.

B9061	1958	LH/RH	plain	64.99 ea
B9062	1959-60	LH/RH	Bow Tie	53.99 ea
3912201	1961-62	LH/RH	Bow Tie	54.99 ea

OEM AUTHORIZED



1963-64 Bow Tie Outer Mirror

OER® correct reproduction outer door mirror featuring a ribbed neck and a Bow Tie logo cast into the rear of the mirror head. Each mirror includes the bracket, gasket, and mounting screws.

985878	1963-64	LH or RH	57.99 ea
--------	---------	----------	----------



1965-67 Outer Door Mirror

Correct replacement mirrors for the 1965-67 full size models. Mirrors include: mounting bracket, gasket, and screws.

3863609	1965-66	LH	69.99 ea
3877975	1965-66	RH	69.99 ea
B9114L	1967	LH	56.99 ea
B9114R	1967	RH	56.99 ea



3914754C

1963-70 Door Mirror with Convex Glass

Correct style reproduction outer door mirror featuring convex glass. The convex glass helps eliminate the passenger side blind spot. Each mirror includes the bracket, gasket and mounting screws.

Original Style Base and Bow Tie			
985878C	1963-64	RH	77.99 ea

Original Style Ribbed Base and Bow Tie			
CM3006C	1968	RH	77.99 ea

Original Style Ribbed Base			
3914754C	1968-70	RH - convex	59.99 ea



1968 Bow Tie Outer Mirror

OER® correct reproduction outer door mirror with the correct Bow Tie logo engraved on the rear of the mirror. Each mirror includes the bracket, gasket, and mounting screws. Fits LH or RH.

Original Style Ribbed Base			
CM3006	1968	with Bow Tie	46.99 ea
3909197	1968	without Bow Tie	48.99 ea

Replacement Style Smooth Base			
CM3005	1968	with Bow Tie	39.99 ea



1968-70 Door Mirror


OER® replacement mirror for 1968 full size sport coupe and all 1969-70 full size models. Each mirror includes the bracket, gasket and mounting screws. Excellent replacement for 1971-77 models.

Original Style Ribbed Base

Show Quality			
3914753	1968-70	LH	48.99 ea
3914754	1968-70	RH	48.99 ea

Replacement			
3914753X	1968-70	LH	38.99 ea
3914754X	1968-70	RH	38.99 ea

Smooth Base			
CM3004	1968-70	LH	39.99 ea
CM3003	1968-70	RH	39.99 ea



1968-70 Clear Shot Door Mirrors

Clear Shot mirrors by Morris Classic Concepts can help with the common passenger side blind spot. The patented design eliminates the passenger side blind spot by allowing the mirror to be adjusted further in. They also have built-in tensioning screws that lock the mirror heads into place, to keep them from falling down. Mirrors feature original style ribbed bases. Includes mounting gaskets and hardware. Sold in pairs.

Note: Round mirrors are both standard glass, 4-1/8" diameter, OE is 4-3/4". Rectangular mirrors are LH standard RH convex.

A94101	1968	round mirrors	289.99 pr
A94102	1968-70	rectangular mirrors	289.99 pr



1967 Remote Door Mirror

OER® reproduction 1967 full size LH remote mirror assembly. Includes: the mirror, cable, interior chrome bezel, mounting bracket, gasket, and mounting screws.

3898857	1967	LH	184.99 ea
---------	------	----	-----------



1968 Remote Mirror

OER® reproduction 1968 full size models LH remote mirror assembly. Includes: the mirror, cable, mounting bracket, gasket, and mounting screws.

3921816	1968	LH	169.99 ea
---------	------	----	-----------

Outer Door Mirrors



NEW

front view

base detail

1971-72 Outer Door Mirror

Reproduction outer door mirror for 1971-72 Chevrolet full size models. Manufactured in quality die-cast zinc and features a chrome-plated finish that replicates the original in appearance and fitment. Mirror set includes: outer door mirror, gasket, bracket, and mounting hardware.

Note: This mirror uses a flat style bracket instead of studs on the mirror.

9826594 1971-72 LH or RH 89.99 ea



NEW

NEW

back view

1973-76 Outer Door Mirror

Reproduction outer door mirror for 1973-76 Chevrolet full size models. Manufactured in die-cast zinc- and chrome-plated matching the original in design, appearance, and fitment. This mirror mounts with 2 studs. If you don't want to drill holes in the door, refer to part number 9826594 that uses a flat bracket to mount the mirror. This mirror includes mounting hardware. Replaces original GM part #9414194.

9614194 1973-76 LH all models .. 89.99 ea
9614194 1973-76 RH wagon only 89.99 ea



NEW

R
CORP.

CBS4601



CBS4601 - side view

CBS4601
red accent tab



CBS4612

CBS4612
back view

CBS4612
base detail

Universal Outer Door Mirror

Ringbrothers universal billet rectangle and round side mirrors. Mirrors feature a custom milled finish. Rectangle mirrors feature an interchangeable red or natural accent tab and a slotted base for universal fitment. Includes hardware kit and gaskets. Sold in pairs.

CBS4601 natural rectangle..... 632.99 pr
CBS4602 black rectangle..... 659.99 pr
CBS4611 natural round..... 632.99 pr
CBS4612 black round..... 659.99 pr

1964-66 Remote Mirror Pivot Plate

This is a reproduction of the remote mirror pivot plate for 1964-66 full size Chevrolet models with a remote outside mirror.

CM2330 1964-66..... 41.99 ea



NEW

T
CORP.

955128

955129 - back view

955129 - side view

1991-94 Outer Power Door Mirror

Reproduction power door mirror for 1991-94 Chevrolet Caprice, Impala models. Perfect replacement - reverse engineered to look, fit, and function exactly like the original door mirror. Includes same mirror glass, housing, bracket, and technology as the original part that came on the vehicle. LH or RH sides. Sold individually.

955128 1991-94 LH..... 119.99 ea
955129 1991-94 RH..... 119.99 ea



NEW

T
CORP.

955172

plug end detail

955173

955170

955171

1995-96 Outer Door Mirror

Reproduction power and manual door mirrors for 1995-96 Chevrolet Caprice, Impala models. Manual LH side includes the cable for remote adjustment. LH or RH sides. Sold individually.

Power Mirrors
955172 1995-96 LH..... 119.99 ea
955173 1995-96 RH..... 119.99 ea

Manual Mirrors
955170 1995-96 LH..... 79.99 ea
955171 1995-96 RH..... 79.99 ea

Outer Door Mirror Components



OER

1968 Mirror Inner Bezel

⚠️

OER® reproduction remote mirror bezel. This bezel installs on the inner driver side door panel and holds the remote mirror knob carrier to the inside of the door.

3921833 1968..... 32.99 set

New!



OER

1970-77 Remote Mirror Bezel Retainer

⚠️

OER® reproduction outer door remote mirror bezel retainer for 1970-77 full size Chevrolet models. Each retainer is manufactured to exact factory dimensions for an authentic replacement.

3927448 1970-77..... 10.99 ea



1963-72 Door Mirror Bracket Screw

⚠️

Reproduction mirror mounting screw for 1963-72 full size models. Fits chrome or bullet mirrors. 8/32" thread.

9423325 1963-72 stainless steel..... .99 ea



1963-72 Door Mirror Bracket Screw

⚠️

Correct screws used to mount the bracket to the outer door sheet metal. Two required per mirror.

11505323 1963-72..... .79 ea

New!



1963-72 Door Mirror Bracket Screw

⚠️

Reproduction chrome screw designed to mount the outer door mirror to the door bracket on full size models. One required per mirror. Screw measures .89-32 x 3/4"

9423324 1963-72 chrome..... 1.99 ea



GM

1971-75 Outer Door Mirror Rivet

⚠️

Correct replacement rivet for 1971-75 outer door mirrors. Replaces GM #9420772. This rivet attaches the mirror bracket to the door.

G1103 1971-75 RH..... 3.99 ea



C636114

1965-66 Mirror Mounting Set

⚠️

Reproduction standard (non-remote) mirror mounting set for 1965-66 full size models. Includes: correct reproduction mirror mounting bracket, gasket, and screws.

C636124 1965-66 LH..... 9.99 ea
C636114 1965-66 RH..... 9.99 ea

OER RESTORATION



1968-70 Mirror Mounting Set

⚠️

OER® reproduction standard (non-remote) mirror mounting set for 1968-70 full size models. Includes: correct reproduction mirror mounting bracket, gasket, and screws.

R355 1968-70 LH or RH..... 7.99 set

OER RESTORATION



1968 Remote Mirror Mounting Kit

⚠️

OER® offers a complete installation kit to install a 1968 remote door mirror. Includes: correct reproduction mirror mounting bracket, gasket, and screw.

R318 1968..... 24.99 kit

OER



3821962

1963-72 Outer Mirror Bracket

⚠️

OER® reproduction standard (non-remote) mirror mounting bracket for 1963-72 full size models. Fits LH or RH.

3821962 1963-64 with screw..... 8.99 ea
K971 1968-72 without screw..... 6.99 ea

OER RESTORATION



3899859

1967-68 Remote Mirror Mounting Bracket

⚠️

OER® reproduction 1967-68 remote mirror mounting bracket. Fits LH chrome remote mirrors.

3899859 1967..... 14.99 ea
3921836 1968..... 16.99 ea



K994



K991

1963-72 Door Mirror Gasket

⚠️

OER® reproduction standard (non-remote) mirror mounting gasket for 1963-72 full size models.

K994 1963-65 LH or RH..... 3.79 ea
K991 1966-72 LH or RH..... 1.99 ea



3899860



3921835

1967-68 Remote Mirror Mounting Gasket

⚠️

OER® reproduction 1967-68 remote mirror mounting gaskets. Fits chrome remote mirrors.

3899860 1967 LH..... 7.99 ea
3921835 1968 LH..... 7.99 ea

New!



1971-77 Mirror Mounting Gasket

⚠️

Reproduction exterior mirror mounting gasket for 1971-77 full size models with standard chrome mirrors. Each gasket is manufactured to factory specifications. Fits LH or RH side of the vehicle.

GN11442 1971-77 LH or RH..... 9.99 ea

New!



1980-85 GM Outer Door Sport Mirror Gasket

⚠️

Reproduction outer door sports mirror gasket for 1980-85 Caprice and Impala models. Each outer door mirror gasket is manufactured in quality injection molded ABS replicating the original in design, fitment, and appearance. Will install on the LH or RH sides. Sold individually.

20157825 1980-85 LH or RH..... 9.99 ea

Quarter/Patch Panels

New!

AEV AUTHORIZED



153831



153831 - rear edge detail view



153831 - fuel opening detail view

1962 Impala Full Quarter Panel

Reproduction full quarter panel for 1962 Chevrolet Impala 2 door hardtop models. Features the trunk ledge and fuel door opening. Does not include the door jamb area. Black EDP coated for rust and corrosion prevention.

Note: Shipped track freight.

153831	1962	LH	539.99 ea
153832	1962	RH	539.99 ea

AEV AUTHORIZED



B1069A



B1733A



B1733A side detail view

1963-64 Quarter Panel

Reproduction rear quarter panel for 1963-64 Chevrolet Impala, Bel Air, and Biscayne models. Each quarter panel is manufactured in quality stamped steel to original factory specifications featuring correct contours for an authentic appearance and fit. This panel features the correct fuel door opening and trunk ledge area same as original. Black EDP coating for rust and corrosion prevention.

Note: Not for use with Impala convertible models.

B1069A	1963	LH	469.99 ea
B1068A	1963	RH	469.99 ea
B1733A	1964	LH	440.99 ea
B1732A	1964	RH	440.99 ea



B8967



B8968



B8971



B8972



1667349



1667345



1667347

1965-76 Quarter Skin

Reproduction quarter repair panel for 1965-76 Chevrolet Impala, Bel Air, and Biscayne 2 door models. Each quarter skin is manufactured to factory dimensions in quality stamped steel replicating the original in appearance and fitment. An excellent option if you have rust, dents, or minor damage around the wheel well areas. The quarter skin extends to the top crease of the original quarter panel and is die-cut so it extends from the door jamb to the bumper area. Black EDP coating for rust and corrosion prevention.

Important: Does not include door jamb or sail panel.

Note: Shipped track freight.

B8967	1965	LH	227.99 ea
B8968	1965	RH	269.99 ea
B8969	1966	LH	252.99 ea
B8970	1966	RH	245.99 ea
B8971	1967-68	LH	346.99 ea
B8972	1967-68	RH	346.99 ea
1667349	1970	LH	221.99 ea
1667348	1970	RH	221.99 ea
1667345	1971-73	LH	196.99 ea
1667344	1971-73	RH	196.99 ea
1667347	1974-76	LH	196.99 ea
1667346	1974-76	RH	196.99 ea

AEV AUTHORIZED



732750L



732750R



732760L



733750L



733750R



733760L

1969-76 Lower Quarter Patch Panel

Replace the rusted out area of your lower quarter panel with our patch panels. The patch panel will eliminate the need to replace the entire quarter panel when only a small area is rusted. Fits 2 or 4 door models (may need to trim to fit 4 doors).

Note: Due to the difference in side marker lamps between the years, the side marker hole is not cutout. Shipped double oversize. *Shipped track freight.

732750L	1969-70	LH	20" x 68"	134.99 ea
732750R	1969-70	RH	20" x 68"	134.99 ea
732760L*	1969-70	RH	20" x 90"	209.99 ea
732760R*	1969-70	RH	20" x 90"	209.99 ea
733750L*	1971-76	LH	20" x 63"	134.99 ea
733750R*	1971-76	RH	20" x 63"	134.99 ea
733760L*	1971-76	LH	24" x 89"	152.99 ea
733760R*	1971-76	RH	24" x 89"	152.99 ea



B12028



B12027

1958 Lower Rear Quarter Patch Panel

Patch panel repair section that fits on the lower rear section of the quarter panel. Includes offset flange allowing easier installation. See below for dimensions and availability.

Note: Shipped oversize.

B12028	1958	LH	8" x 37"	131.99 ea
B12027	1958	RH	8" x 37"	131.99 ea

Wheelhouse and Trunk Panels



EDP AUTHORIZED



153740



153741



B17045A



B17044W

1962-66 Rear Wheelhouse



Reproduction complete rear wheelhouse for 1962-66 Chevrolet full size models except station wagon and convertibles. Each wheelhouse is finished in a rust preventative coating.

Note: Shipped double oversize.

EDP Coated Wheelhouse Panels

153740	1962	LH	279.99 ea
153741	1962	RH	279.99 ea
B17045A	1963	LH	239.99 ea
B17044A	1963	RH	248.99 ea
B17040A	1964	RH	229.99 ea
B17046A	1965-66	LH	239.99 ea
B17047A	1965-66	RH	222.99 ea

Weld-Thru™ Wheelhouse Panels

B17045W	1963	LH	279.99 ea
B17044W	1963	RH	234.99 ea
B17041W	1964	LH	254.99 ea
B17040W	1964	RH	254.99 ea

EDP AUTHORIZED



B73502

1965-66 Outer Wheelhouse Panel



Reproduction rear outer wheelhouses for 1965-66 models except wagons. These wheelhouses will also fit convertible models with modifications.

Note: Shipped double oversize.

B73502	1965-66	LH	86.99 ea
B73501	1965-66	RH	86.99 ea



EDP AUTHORIZED



B6845A



B6845W

1961-64 Rear Wheelhouse Brace



Reproduction rear wheelhouse box brace that attaches at the rear of the wheelhouse section on 1961-64 models. Each brace is painted with a rust preventative coating.

B6844A	1961-64	LH	EDP	44.99 ea
B6845A	1961-64	RH	EDP	44.99 ea
B6844W	1961-64	LH	Weld-Thru™	64.99 ea
B6845W	1961-64	RH	Weld-Thru™	64.99 ea



EDP AUTHORIZED



14755A



14755W

1963-64 Rocker Panel Brace



Reproduction wheelhouse to rocker panel brace for 1963-64 full size models. These braces are painted with a rust preventative coating and are manufactured like original for a perfect fit.

14754A	1963-64	LH	EDP	18.99 ea
14755A	1963-64	RH	EDP	18.99 ea
14754W	1963-64	LH	Weld-Thru™	23.99 ea
14755W	1963-64	RH	Weld-Thru™	23.99 ea

EDP AUTHORIZED



14776



14775

1963-64 Wheelhouse to Quarter Panel Brace



Reproduction wheelhouse to quarter panel brace for 1963-64 full size models. These braces include the rubber seal glued to it and are EDP coated for rust prevention.

14776	1963-64	LH	38.99 ea
14775	1963-64	RH	38.99 ea

EDP AUTHORIZED



153820



B1102I

1958-66 Trunk Filler Panel



Correct reproduction trunk filler panel that covers the area between the side trunk floor to the bottom of the quarter panel. This is a commonly rusted area that usually needs to be replaced. We recommend replacing this panel when replacing the trunk floor.

B7770	1958	LH	124.99 ea
B7771	1958	RH	124.99 ea
153820	1962	LH	85.99 ea
153821	1962	RH	85.99 ea
B11021	1963	LH	49.99 ea
B11022	1963	RH	49.99 ea
B11027	1964	LH	49.99 ea
B11028	1964	RH	49.99 ea
B73562L	1965-66	LH	59.99 ea
B73562R	1965-66	RH	59.99 ea

EDP AUTHORIZED



B1771A



B1771W

1963-64 Upper Rear Filler Panel



Reproduction upper filler panel for 1963-64 Impala/full size 2 door models. This filler panel mounts behind the back seat and features the lower rear window channel and extends to the trunk opening. Each panel is painted in a rust preventative coating.

Note: Shipped double oversize.

B1771A	1963-64	EDP	181.99 ea
B1771W	1963-64	Weld-Thru™	199.99 ea

EDP AUTHORIZED



1965-66 Impala Rear Upper Body Panel



Reproduction rear upper body panel that fits between the outer rear window and the trunk lid on 1965-66 Impala 2 door hardtop models only.

Note: Shipped oversize.

BM1103	1965-66	EDP	99.99 ea
--------	---------	-----	----------

Trunk Lids

OEFAUTHORIZED



1963-65 Impala Trunk Lid

Reproduction trunk lid for all 1963-65 two or four door Impala, Bel Air, or Biscayne models. Each trunk lid is reproduction to original specifications, offering the finest replacement for your passenger vehicle.

Note: Shipped truck freight.

Part Number	Year	Model	Price
B1770	1963	Impala	380.99 ea
B1771A	1964	Impala	379.99 ea
B1772	1964	Bel Air, Biscayne...	533.99 ea
B1773	1965	Impala	699.99 ea

OEFAUTHORIZED




1962-64 Trunk Side Weatherstrip Channel

Replacement trunk weatherstrip side channels for all 1962-64 full size models. This weld in channel will replace the rusted out side channels where the trunk seal glues into. All sets feature a rust preventative coating.

Note: Item must be welded into place.

14738A	1962	EDP	159.99 set
14739A	1963-64	EDP	201.99 set
14739W	1963-64	Weld-Thru™	219.99 set



1961-64 Trunk Lid Torque Rods

Reproduction of the trunk hinge torsion springs for 1961-64 full size Chevrolet models. These torque rods are essential for keeping pressure on the hinge assemblies which will help keep the trunk lid open.

B9284	1961-64	hardtop/SEDAN	69.99 pr
152616	1961-64	convertible	73.99 pr



1970-81 Trunk Wire Gutter Clip

This spring steel clip is used to attach the trunk wire gutter to secure wires out of the way and provide a clean, tidy appearance. Sold in pairs.

152720	1970-81	full size	5.99 pr
--------	---------	-----------	---------



1958-96 Trunk Lid/Tailgate Bumper

Rubber stoppers for the trunk lid are essential for proper trunk alignment. We offer the bumpers listed below to help make your restoration complete!

Sedan, Coupe, Hardtop Models		
4721222	1958-69	5/16" thick 1.99 ea
4767559	1970-74	5/8" thick 2.99 ea
A4447	1969-75	1/2" thick 1.99 ea
10211204	1991-96	sedan 4.99 ea

Wagon Models		
4721222	1972	5/16" thick 1.99 ea
4767559	1970	5/8" thick 2.99 ea
A4447	1971-74	1/2" thick 1.99 ea



1991-96 Trunk Lid Hole Plug

Reproduction trunk lid drain hole plug for 1991-96 full size Impala and Caprice models. Manufactured from rubber as original, these install on the underside of the trunk lid.

20375991	1991-96	10mm	2.99 ea
----------	---------	------	---------



1962-64 Trunk Hinge Arms

Replacement trunk hinges for 1962-64 full size Chevrolet models. Replace your rusty, missing, or damaged original trunk hinges with these quality reproductions. For 1962-64 sedan, hardtop, and convertible models. Sold in pairs.

B9287	1962-64	hardtop - pair...	99.99 pr
B9287	1962-64	sedan - pair.....	99.99 pr
B9287CV	1962-64	conv. - pair.....	154.99 pr



1962-64 Trunk Lid Hinges

Reproduction trunk lid hinges for 1962-64 full size Chevrolet models. These pieces feature correct torque rod mounting points and are painted with a rust preventative coating.

152600A	1962-64	EDP coated....	169.99 pr
152600W	1962-64	Weld-Thru™....	194.99 pr

New!

OEFAUTHORIZED



1960-62 Billet Trunk Hinges

Set your ride apart with these high-quality billet aluminum trunk hinges from Eddie Motorsport. CNC-machined from solid aluminum for a vast improvement to the look of your trunk compartment. Nitrogen filled gas shocks and high-quality bushings provide smooth, reliable operation superior to that of stock hinges. Sold in pairs.

Note: Will not work on convertibles or models equipped with wheel tubs.

BH30008A	1960-62	matte black....	464.99 pr
BH30008B	1960-62	raw machined	424.99 pr
BH30008C	1960-62	bright polish....	464.99 pr



1963-64 Billet Trunk Hinges

Set your ride apart with these high-quality trunk hinges, CNC-machined from solid aluminum for a vast improvement to the look of your trunk compartment. Nitrogen filled gas shocks and high-quality bushings provide smooth, reliable operation superior to that of stock hinges. Sold in pairs.

BH30016A	1963-64	matte black..	464.99 pr
BH30016B	1963-64	machined....	424.99 pr
BH30016C	1963-64	polished.....	464.99 pr



1991-96 Trunk Lid Release Solenoid

Get your power trunk release working properly again. We offer Genuine GM replacement solenoids for 1991-96 full size Chevrolet models.

G4077	1991-96	all.....	76.99 ea
-------	---------	----------	----------

Trunk Floor Braces



1958 Rear Bumper Brace

Reproduction of the rear bumper brace for 1958 full size models. This brace is located directly in front of the rear bumper and is welded to the trunk floor and rear body panel. The brace is 56" wide and the rear body mounts bolt through the brace.

Note: Shipped oversize.

A9084 1958..... 378.99 ea



1960 Rear Trunk Floor Panel

Reproduction of the rear trunk floor section for 1960 models. This panel can be installed separately from the floor pan section if desired. Manufactured to exact specifications. Replaces original rusted out section.

Note: Shipped double oversize.

B11129 1960..... 186.99 ea



1962-64 Trunk Floor Cross Rail

Reproduction trunk floor cross rails for 1962-64 full size models except station wagons. This piece is welded to the rear underside of the trunk floor. Includes cage nuts and painted in a rust preventative coating. Fits all models except station wagon.

Note: Shipped double oversize.

153571 1962 Weld-Thru™..... 95.99 ea
B6164 1963 EDP coated..... 79.99 ea
153572 1964 Weld-Thru™..... 79.99 ea



1961-64 Upper to Lower Trunk Floor Brace

Reproduction upper trunk brace for 1961-64 full size Chevrolet models, except station wagons. These braces are welded to the underside of the upper trunk floor rear vertical wall, providing the upper rear fuel tank support. 2 required per vehicle. Made in USA.

B1739 1961-64 2 required..... 78.99 ea



1961-64 Upper Trunk Floor Outer Brace

Finally there are correct replacements for your 1961-64 full size Chevrolet upper trunk floor braces. The upper trunk floor braces are welded to the underside of the upper trunk floor, next to the inner wheelhouse. Fits both driver and passenger sides. Made in USA.

B14178 1961-64 2 required..... 138.99 ea



1965-70 Upper Trunk Floor Outer Brace

Reproduction upper trunk floor outer braces for 1965-70 full size Chevrolet models. These braces mount under the upper trunk floor at the outer edge, next to the wheelhouse. Each piece is painted with a rust preventative coating.

B1746A 1965-70 LH EDP..... 36.99 ea
B1747A 1965-70 RH EDP..... 36.99 ea
B1747W 1965-70 RH Weld-Thru™ 47.99 ea



1967-72 Trunk Pan Steel Floor Plug

OER's Authorized floor/trunk pan steel floor plug for 1967-72 Chevrolet full size models. Constructed from high-quality stamped steel with rust preventative EDP coating. Pre-punched tack weld hole.

1667194 1967-72 4-5/8" x 3-5/8"..... 2.99 ea



1965-70 Trunk Side Brace

Reproduction trunk side braces for 1965-70 full size models. These pieces fit on the underside of the trunk floor between the wheel wells and the fuel tank braces. Each brace is painted in a rust preventative coating.

B1720A 1965-70 LH EDP..... 34.99 ea
B1721A 1965-70 RH EDP..... 34.99 ea
B1720W 1965-70 LH Weld-Thru™ 44.99 ea
B1721W 1965-70 RH Weld-Thru™ 44.99 ea



1958-60 Trunk to Wheelhouse Support

Reproduction trunk floor to wheelhouse support for 1958-60 Chevrolet full size models, except station wagons. 2 required per vehicle. Sold individually. Made in USA.

B1738 1958-60..... 49.99 ea

1971 Bel Air, Caprice, and Impala Trunk Floor Pan Access Plug

Reproduction trunk floor drain plug originally installed on 1971 full size models. Plugs are manufactured to factory dimensions and will replace the original damaged, rusted or worn out plug exactly.


9731275 1971 3/4" diameter..... 5.99 ea



1967-76 Trunk Pan Hole Plug

GM service replacement plug that is used on various places of the floor and trunk panels. Metal plug with rubber seal ring, fits 1" hole

G1439 1962-76..... 12.99 ea



1962-96 Rubber Trunk Floor Pan Plug

OER's trunk and body panel rubber plugs. Also used in other locations including tailgate, floor pans, lock and hinge pillars, etc. Used on various models throughout the GM line from 1962-96.

4805844 1962-96 3/4" i.d. hole..... 2.49 ea
4805843 1965-78 1 1/16" i.d. hole..... 4.99 ea

Trunk Floor Pans



MPFR AUTHORIZED

- Trunk floor assembly
- Forward shelf area
- Rear wheelhouses
- EDP coated or Weld-Thru™ coated


1963-64 Trunk Floor with Shelf Panel



A replacement trunk panel for all 1963-64 coupe and sedan full size models. This panel features the trunk floor assembly and includes the forward shelf area as well as rear wheelhouses. Each panel is painted with a rust preventative coating. This panel has the correct reinforcement ribbing with drain holes and is made to factory specifications. Not for use on convertible models.

*Important: Modifications needed for convertible models.
Note: Shipped truck freight.*

14742A	1963	EDP coated.....	1899.99 ea
14742W	1963	Weld-Thru™ coated.....	2198.99 ea
1700HGWT	1964	Weld-Thru™ coated.....	2361.99 ea



MPFR AUTHORIZED

- Trunk floor assembly
- Reinforced ribbing and bracing
- EDP or Weld-Thru™ Coated

1965-66 Trunk Floor



Replacement trunk panel for 1965-66 full size models. This trunk floor features the correct reinforcement ribbing, bracing, and drain holes. Each trunk floor is finished in a rust preventative coating.

Note: Shipped truck freight.

14774A	1965	EDP coated.....	1039.99 ea
14743A	1966	EDP coated.....	924.99 ea
14774W	1965	Weld-Thru™ coated.....	1239.99 ea
14743W	1966	Weld-Thru™ coated.....	1199.99 ea



MPFR AUTHORIZED



B6263 - features trunk side drop-off extensions and rear tank strap brackets



1963-64 Full Trunk Floor Pans with Rear Brace & Side Extensions



When things start falling through the holes in your full size Chevrolet's trunk floor, maybe its time to replace it! This replacement steel panel is just what you'll need to get your trunk floor back into shape. It is manufactured with original gauge steel featuring side drop-off extensions and the rear cross brace. These replacement panels will fit 1963-64 full size models except wagons.

Note: Shipped truck freight.



B6263	1963	EDP coated.....	412.99 ea
B6263W	1963	Weld-Thru™ coated.....	599.99 ea
B6264	1964	EDP coated.....	569.99 ea
B6264W	1964	Weld-Thru™ coated.....	592.99 ea




1962-64 Trunk Floor Panel



This is a correct reproduction trunk floor panel for 1962-64 full size models. Manufactured in the USA with factory gauge steel and to original specifications, this trunk floor will replace the lower well area as well as the side pans.

Note: Shipped truck freight.

B6262A	1962	EDP coated.....	387.99 ea
B6262W	1962	Weld-Thru™ coated.....	537.99 ea
153152W	1962	Weld-Thru™ coated.....	419.99 ea
B13137	1963	EDP coated.....	558.99 ea
153114W	1963	Weld-Thru™ coated.....	491.99 ea
153153W	1964	Weld-Thru™ coated.....	419.99 ea



1961-70 Upper Trunk Floor Panel



This reproduction upper trunk floor panel covers the area from behind the rear seat back to the lower trunk floor between the wheelhouses.

*Note: Shipped truck freight. *Shipped double oversize.*



B1740A	1961-64	EDP coated.....	388.99 ea
B1740B	1961-64	bare metal - Made in USA.....	518.99 ea
B1003A*	1965-70	EDP.....	79.99 ea
B1003W*	1965-70	Weld-Thru™.....	111.99 ea



Trunk Floor Pans



1958-60 Trunk Floor Pan Sections



Reproduction trunk pans for 1958-60 Chevrolet models. Replace your old rusted out trunk pan with these high-quality factory specification reproductions. 1958-60 panels use a 1 piece center section and LH and RH sides. Made in USA.

Note: Shipped double oversize.

B7768	1958	LH 40" x 34"	171.99 ea
B7769	1958	RH 40" x 22"	171.99 ea
B7785	1959-60	LH section	171.99 ea
B7787	1959	RH section	171.99 ea
B7787A	1960	RH section	174.99 ea
B7786	1959	center section 39" x 20"	171.99 ea
B7786	1960	center section (must be used with B11129)	171.99 ea
B11129	1960	rear section	186.99 ea



1961-64 Trunk Floor Pan Sections



Reproduction trunk pans for 1961-64 full size Chevrolet models. We offer the center trunk pan section and the LH and RH extensions. Each panel is produced to exact specifications. Made in USA.

Note: Shipped double oversize.

B6514	1961-64	center section 28" x 39"	94.99 ea
B13280	1962-64	floor side LH	68.99 ea
B13281	1962-64	floor side RH	68.99 ea



1961-64 Trunk Well Panel



Reproduction trunk well panel for 1961-64 Impala models. This panel will replace the center section up to the top of the trunk panel. Features correct contours, drain openings, correct gauge sheet metal, and includes the gas tank mounting brackets. Finished in EDP coating for rust prevention.

Note: Shipped double oversize.

152626	1961-64		95.99 ea
--------	---------	--	----------



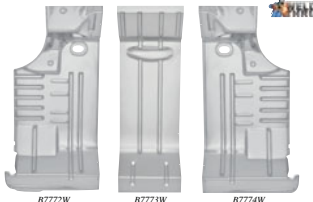
1963-64 Trunk Floor Outer Panel



Replace the rusted or damaged trunk floor outer panel on your 1963-64 full size Chevrolet. This replacement panel fits around the center well section of the trunk pan. Manufactured in steel.

Note: Shipped truck freight.

B1716A	1963-64		87.99 ea
--------	---------	--	----------




1965-66 Trunk Floor Pan Sections



Reproduction trunk floor pans for 1965-66 full size Chevrolet models. These pans weld into place to repair the rusted out sections of your trunk floor. The center section is 18" wide and the side panels are 26" wide. All sections extend from the upper trunk floor section to the rear body panel and are finished in a rust preventative coating.

Note: Floor pan plugs sold separately. Shipped truck freight.

B7772A	1965-66	LH	EDP coated	69.99 ea
B7773A	1965-66	center	EDP coated	59.99 ea
B7774A	1965-66	RH	EDP coated	69.99 ea
B7772W	1965-66	LH	Weld-Thru™ coated	105.99 ea
B7773W	1965-66	center	Weld-Thru™ coated	79.99 ea
B7774W	1965-66	RH	Weld-Thru™ coated	103.99 ea



1967-70 Trunk Floor Pan Sections



Reproduction trunk floor pan sections for 1967-70 full size Chevrolet models. These pans must be welded in place to repair the rusted out sections of your trunk floor. All sections extend from the base of the upper trunk floor section to mid-rise of the rear floor section. Made in USA.

Note: Shipped double oversize.

B777267	1967-70	LH section	98.99 ea
B777367	1967-70	center section 28" x 39"	98.99 ea
B777467	1967-70	RH section	98.99 ea

Continental Kits

Add value to your restoration project with the ultimate dress-up accessory for your Impala, Bel Air, or Biscayne! Custom crafted and shipped direct to your door, the restoration professionals at Classic Industries® have assembled a variety of kits in your choice of factory original or extended bumper styles! Each set is constructed from heavy gauge steel and features an unconditional money back guarantee from the manufacturer! All chrome trim is made from a triple nickel process with a copper base to produce a deep blue luster sure to make your vehicle a show winner! Our sets also include the details other lower cost sets don't, such as: full facelift, steel back plates (which hides the tire from view inside the vehicle (except 1958 double bar sets), paintable steel or chrome-plated tire rings, attaching hardware, a tire carrier mechanism which supports full size spares, rubber trim, and

license plate brackets with lights on certain models! We offer the widest variety of choices to provide the true custom look you want, at a price that can't be beat! All sets include diagrams for installation.

Important: Sets do not include the following items: spare tire, wheel, emblems, or script. Due to the special order nature of these sets, they are not returnable. Each set must be prepaid.

Note: All non-chrome parts are shipped unfinished and must be painted to match desired body color. Continental kits are available in several styles to suit your needs. Classic Industries® offers your choice of open or closed facelifts as well as chrome or non-chrome tire bands. Please allow 10-12 weeks for delivery. Check the following descriptions or call one of Classic Industries® sales representatives to assist you with your order. Shipped truck freight.



CE1960C

1958-65 Double Bar or "Basket" Style

For those who refuse to settle for anything less than factory correct, we offer the basket style Continental kit which features an upper and lower horseshoe bar design utilizing two spacers and wraps around the spare while attaching to the original bumper on all models with the exception of the 1958-59 sets which include a new center bumper section. These bars are finished in triple nickel show chrome. Features a tilt back tire carrier mechanism with latch supports for your full size spare.

Important: 1958 and 1959 GM basket style models are available with solid facelifts only. All 1958-65 models below are available for 14" tire size only.

Note: *3 piece bumper required. Shipped truck freight.

Solid Facelift with Chrome Tire Band

		TRUCK
CE1958C	1958	3119.99 set
CE1959C	1959	3369.99 set
CE1960CC	1960	2340.99 set
CE1961CC	1961	2136.99 set
CE1962CC	1962	2368.99 set
CE1963CC	1963	2743.99 set
CE1964CC	1964	2569.99 set
CE1965CC	1965	2136.99 set

Open Facelift with Chrome Tire Band

CE1960DC	1960	2340.99 set
CE1961DC	1961	2136.99 set
CE1962DC	1962	2243.99 set
CE1963DC	1963	2493.99 set
CE1964DC	1964	2493.99 set
CE1965DC	1965	2136.99 set

Solid Facelift with Paintable Tire Band

CE1958D	1958	3118.99 set
CE1959D	1959	2748.99 set
CE1960C	1960	2136.99 set
CE1961C	1961	2118.99 set
CE1962C	1962	2118.99 set
CE1963C	1963	2368.99 set
CE1964C	1964	2368.99 set
CE1965C	1965	1993.99 set

Open Facelift with Paintable Tire Band

CE1960D	1960	2136.99 set
CE1961D	1961	1993.99 set
CE1962D	1962	2118.99 set
CE1963D	1963	2368.99 set
CE1964D	1964	2368.99 set
CE1965D	1965	2136.99 set



CE1960A

1958-76 Extended Style

The extended style Continental kit moves the original bumper back and fills the resulting space with "gravel deflector pans" specifically designed to fit the body contours of your vehicle. Includes steel frame to bumper extensions, rubber trim, attaching hardware and a steel tilt back tire carrier mechanism (except 1961 models). Most sets offer a unique trunk locking system which helps eliminate vibration and adds stability.

Important: 1958-66 models available for 14" tire size only. 1974-76 available for 15" tire size only.

Note: Shipped truck freight.

Solid Facelift with Chrome Tire Band

CE1958AC	1958	1569.99 set
CE1959AC	1959	1524.99 set
CE1960AC	1960	1569.99 set
CE1961AC	1961	1569.99 set
CE1962AC	1962	1569.99 set
CE1963AC	1963	1569.99 set
CE1965AC	1965	1569.99 set
CE1974AC	1974	1569.99 set
CE1975AC	1975	1569.99 set
CE1976AC	1976	1569.99 set

Open Facelift with Chrome Tire Band

CE1958BC	1958	1569.99 set
CE1959BC	1959	1569.99 set
CE1960BC	1960	1569.99 set
CE1961BC	1961	1569.99 set
CE1962BC	1962	1569.99 set
CE1963BC	1963	1569.99 set
CE1965BC	1965	1569.99 set
CE1974BC	1974	1569.99 set
CE1975BC	1975	1569.99 set
CE1976BC	1976	1569.99 set

Solid Facelift with Paintable Tire Band

CE1958A	1958	1422.99 set
CE1959A	1959	1422.99 set
CE1960A	1960	1422.99 set
CE1961A	1961	1422.99 set
CE1962A	1962	1422.99 set
CE1963A	1963	1422.99 set
CE1965A	1965	1422.99 set
CE1974A	1974	1422.99 set
CE1975A	1975	1422.99 set
CE1976A	1976	1422.99 set

Open Facelift with Paintable Tire Band

CE1958B	1958	1422.99 set
CE1959B	1959	1422.99 set
CE1960B	1960	1422.99 set
CE1961B	1961	1422.99 set
CE1962B	1962	1422.99 set
CE1963B	1963	1422.99 set
CE1965B	1965	1422.99 set
CE1974B	1974	1422.99 set
CE1975B	1975	1422.99 set
CE1976B	1976	1422.99 set



1958 Continental Set "V" Emblem

Add that finishing touch to your continental set with this beautiful "V" emblem. This is a high-quality reproduction of the "V" emblem featured on 1958 Impalas with a V8 engine and a continental set.

CX16735	1958	29.99 ea
---------	------	----------



Trunk Components



1958-72 Trunk Lock Handle Shaft

Correct replacement of the trunk lock cylinder to latch torque rod. This rod extends from the outer trunk lock cylinder to the inner latch assembly and allows the lock to engage when the key is turned.

CL2040	1958-67	1.49 ea
CL254	1968-72	1.99 ea

GM AUTHORIZED



1958-73 Trunk Latch

Reproductions trunk latch for 1959-73 Chevrolet full size models except wagons. Each latch is manufactured like original for perfect operation.

4753019	1959-70	24.99 ea
20291279	1971-73	29.99 ea



1977-81 Tailgate Latch

Genuine GM latch assemblies for 1977-81 station wagon models with right hand lower lock.

G1782	1977-81	211.99 ea
-------	---------	-----------



1991-96 Trunk Lid Latch

Correct replacement latch for 1991-96 on all models except station wagons.

G5836	1991-96	146.99 ea
-------	---------	-----------



1959-70 Trunk Latch Bolt Set

Reproduction trunk latch mounting bolt set for 1959-70 full size models. Manufactured to factory specifications featuring the correct integral serrated washers. Set includes 3 bolts.

153580	1959-70	4.99 set
--------	---------	----------



1962-76 Trunk Lid Catch

Reproduction trunk lid catch for all 1962-76 full size models. Manufactured to factory specifications and EDP coated for rust prevention.

152928	1962-70	19.99 ea
153852	1971-76	14.99 ea



1977-81 Luggage Compartment Pull Strap

Original style replacement pull strap for the luggage compartment on 1977-81 full size four door station wagon models.

G1718	1977-81	17.99 ea
-------	---------	----------



1964-68 Luggage Rack Pad Set

Correct reproduction luggage rack pad set for 1964-68 Chevrolet full size models.

RD2001	1964-68	5 piece set	49.99 set
--------	---------	-------------	-----------



1977-81 Luggage Compartment Hinge

Replacement hinge assembly for 1977-81 station wagon models. You can now replace faulty hinges for the luggage compartment with this Genuine GM part.

G1721	1977-81	1 required	50.99 ea
-------	---------	------------	----------



1965-75 Roof/Trunk Rack Well Nut

Roof rack/trunk lid mounting nut measures 1/4"-20. This is a special sealing nut designed for use on models originally equipped with a roof rack or trunk lid rack.

A13004	1965-75	use as required	2.99 ea
--------	---------	-----------------	---------



1962-76 Trunk Lamp Assembly

This assembly is used to replace the old or worn out trunk lamp on your 1962-76 full size vehicle. 1966-76 assemblies include lead wire.

CF23100	1962-65	40.99 ea	
111509	1966-67	with extension	45.99 ea
110895	1968-70	conv w/extension	47.99 ea
112003	1968-71	coupe w/extension	40.99 ea
36381	1973-76		45.99 ea



Universal Underhood or Trunk Lamp

Add an under trunk or hood light to your vehicle. Includes: bracket, bulb, internal switch, and wiring to install.

TF900114		29.99 ea
----------	--	----------



1958-83 Trunk Lamp Replacement Bulb

Correct replacement bulb for 1958-83 Impala models. Replaces the trunk lamp bulb on models equipped with a trunk lamp.

1003	1958-83	1.99 ea
------	---------	---------

New!



1963-67 Tailgate Window Crank Handle

Reproduction tailgate window crank handle for 1963-67 Chevrolet full size station wagon models. This is a brand new crank handle with the lock spring and nut to attach it to the lower housing. This is the handle only, must reuse your original handle base.

L18034	1963-67	chrome	109.99 ea
--------	---------	--------	-----------



1965-67 Tailgate Remote Control Clip

Correct replacement spring clip for 1965-67 station wagon models.

G11399	1965-67	1 required	4.99 ea
--------	---------	------------	---------

Trunk Components

REM.



K79000B

Jack Storage Bag

Handy jack and load rest bracket storage bag with snap lock. Produced with reproduction hoodstooth or crossfoot felt backed material. Fits original jack assembly. Made in USA.

K79000B aqua/black hoodstooth 29.99 ea
K79000A gray/black hoodstooth 29.99 ea
K79000K gray/black crossfoot 29.99 ea



1962-81 Lug Wrench

Reproduction lug nut wrench and jack handle for 1962-81 Impala models. This wrench fits 3/4" Hex head lug nuts and also used to operate the tire jack.

K1088 1962-81 3/4" 16.99 ea



1973-81 Jack Wrench Storage Sleeve

OER® reproduction storage sleeve for the wheel jack and wrench. Found on many GM vehicle models. Manufactured from rubber, this sleeve slides over the jack in the trunk and then secures the wheel lug nut wrench. Features the correct rib design as original.

9781956 1973-81 2-1/4" wide 19.99 ea
9781957 1973-81 2-3/4" wide 21.99 ea



1965-74 Spare Tire Clamp Anchor Plate

Correct anchor plate for all 1965-74 models. This plate is used to secure the spare tire to the trunk.

20066400 1965-74 9.99 ea

9785616



1967-81 Spare Tire Hold Down Rod & Nut

Original style reproduction hold down bar and nut for all 1967-81 models.

Note: Cut the hold down rod as required.

364993 1967-81 rod - 9-1/2" 5.99 ea
9785616 1967-81 wing nut 4.99 ea

1965-69 Wagon Spare Tire Cover Bumper

Replace worn out spare tire cover bumpers with OER® reproduction rubber bumpers. For station wagon models.

4880572 1965-69 1 required 3.99 ea




Custom Trunk Mirror Set


Beautify your trunk compartment with these awesome mirror sets. These mirrors are made of 1/8" thick lightweight plastic that are professionally designed to fit perfectly to your factory trunk lid. All mirror sets are custom cut and include silicone, caulking gun, masking tape, and instructions for installation.

1958-96 Trunk Mirrors

M1514	1958	hdtp/conv	267.99 set
M1515	1959	convertible	267.99 set
M1516	1959	hardtop	267.99 set
M1517	1960	convertible	267.99 set
M1518	1960	hardtop	267.99 set
M1519	1961	hdtp/conv	267.99 set
M1520	1962	hdtp/conv	267.99 set
M1521	1963	hdtp/conv	267.99 set
M1522	1964	hdtp/conv	267.99 set
M1523	1965	convertible	267.99 set
M1524	1965	hardtop	267.99 set
M1525	1966	convertible	267.99 set
M1526	1966	hardtop	267.99 set
M1527	1967	convertible	267.99 set
M1528	1967	Impala	267.99 set
M1566	1967	Impala Custom	267.99 set
M1566	1967	Caprice	267.99 set
M1529	1968	convertible	267.99 set
M1530	1968	Impala	267.99 set
M1567	1968	Impala Custom	267.99 set
M1567	1968	Caprice	267.99 set
M1531	1969	convertible	267.99 set
M1532	1969	Impala	267.99 set
M1528	1969	Impala Custom	267.99 set
M1568	1969	Caprice	267.99 set
M1568	1969	convertible	267.99 set
M1533	1970	convertible	267.99 set
M1534	1970	hardtop	267.99 set
M1535	1971	hdtp/conv	267.99 set
M1536	1994-96	sedan	267.99 set



1966 - RH rear cargo area cover shown installed.



1966 Wagon Rear Cargo Area Covers

This rear cargo area cover set is just what you need when restoring the interior of your 1966 station wagon. This set includes the pieces for the cargo area side panels. Made in USA.

PC1001	1966	black	373.99 set
PC1002	1966	red	373.99 set
PC1003	1966	light blue	373.99 set
PC1004	1966	bright blue	373.99 set
PC1006	1966	aqua	373.99 set
PC1010	1966	white	373.99 set
PC1065	1966	fawn	373.99 set

OER AUTHORIZED



52087149



1959-67 Raylon Loop Trunk Carpet

OER® Authorized trunk carpet for 1959-67 Impala, Bel Air, and Biscayne models. The same superior carpet offered for the passenger area. This superior Raylon blend loop carpet fits the whole trunk area. Made in USA.

Note: *Please add 2 digit color code when ordering.

4 Piece Set

531212 1961-64 convertible 159.99 set

3 Piece Sets

531162 1959-60 all 173.99 set

53116271 1959-60 all - brown 104.99 set

53116265 1959-60 all - fawn 104.99 set

531202 1961-64 hardtop 115.99 set

1 Piece

53122101 1965 conv. - black 115.99 ea

53122105 1965 conv. - gold 99.99 ea


53122108 1965 conv. - med. blue 108.99 ea

520861 1965 hardtop 115.99 ea

520851 1966-67 conv. - lt. gray 59.99 ea

520871 1966-67 hardtop 115.99 ea

New! REM.



TM223

USA

1967-67 Trunk Mat

Quality vinyl trunk mat crossfoot or hoodstooth design pattern with felt backing including correct cutouts for a form fitting installation. These mats are offered with the jack pack and spare tire cover. Made in USA.

Crossfoot Pattern

TM223 1962-64 hardtop 68.99 ea

TM224 1962-64 convertible 94.99 ea

TM225 1965 hardtop 84.99 ea


TM226 1965 convertible 84.99 ea

Hoodstooth Pattern

TM227 1966-67 hardtop 78.99 ea

TM228 1966-67 convertible 78.99 ea

Trunk Mats



1959-75 Full Size Trunk Mat

GM Waffle Pattern

Reproduction GM waffle pattern trunk mat that covers the floor area of area indicated below for coupe or convertibles. This mat is made from OE style waffle pattern vinyl material and will match the original style correctly.

Complete Sets

TM5171	1959	trim for conv ...	173.99 ea
TM5173	1960	trim for conv ...	173.99 ea

Floor

TM5172	1959	trim for conv ...	78.99 ea
TM5170	1960	trim for conv ...	89.99 ea

Rear Seat

TM10728	1959	rear seat.....	62.99 ea
TM10728	1960	rear seat.....	62.99 ea

LH or RH Side

TM10726	1959	LH.....	62.99 ea
TM10727	1959	RH.....	62.99 ea
TM10726	1960	LH.....	62.99 ea
TM10727	1960	RH.....	62.99 ea

Crossfoot Pattern

Reproduction crossfoot pattern trunk mat that covers the floor area of area indicated below. This mat is made from OE crossfoot pattern vinyl material and will match the original style correctly.

Vinyl Mat

TM5083	1961	coupe.....	54.99 ea
TM5084	1961	convertible.....	78.99 ea
TM5077	1962-64	coupe.....	62.99 ea
TM5078	1962-64	convertible.....	78.99 ea
TM5081	1965	coupe.....	62.99 ea
TM5082	1965	convertible.....	62.99 ea

Gray Herringbone Pattern


Reproduction herringbone pattern trunk mat that covers the trunk floor area. This mat is made from OE herringbone pattern and will match the original style correctly.

TM5062	1966-67	hardtop.....	62.99 ea
TM5062A	1966-67	coupe.....	82.99 ea
TM5063	1966-67	convertible.....	62.99 ea
TM5168	1968-70	hardtop.....	62.99 ea
TM5169	1968-70	convertible.....	62.99 ea

Black & Aqua Herringbone

Each year is produced to fit the trunk pan to the exact dimensions of the original. Features the correct herringbone design in the aqua/black colored pattern offering a completely original appearance. Convertible models may require minor trimming around the rear convertible weight dampeners. These molded mats were standard on 1968-75 Impala models and available as an option on standard models.

Vinyl and Foamed Backed Vinyl			
B76005	1968	2 dr hardtop	58.99 ea
B76006	1968	convertible.....	56.99 ea
B76007	1969-70	2 dr hardtop	57.99 ea
B76009	1972-74	2 dr hardtop	64.99 ea
B76010	1975	2 dr hdp - Caprice	66.99 ea



- Gray and Black Crossfoot Trunk Mat
- Black and Aqua Houndstooth Material Trunk Mat
- Includes: Trunk Mat, Spare Tire Cover, and Jack Storage Bag



1961-67 Trunk Mat Kit

These trunk dress-up kits can help keep your trunk in the condition you want. The kits are produced with 3 individual components: the trunk mat, the spare tire cover and the jack storage pack. Each trunk mat features the original style crossfoot or houndstooth pattern in gray/black or houndstooth pattern in black/aqua. The mats are manufactured to fit the trunk pan exactly. Each die-cut trunk mat is produced from original factory patterns. The spare tire covers are produced in the same crossfoot or houndstooth material and can be ordered two ways. With the 14"/15" universal spare tire cover, or with a fiberboard spare tire cover. The fiberboard cover includes a stiff fiberboard support. These kits also include a jack storage bag produced in crossfoot or houndstooth material which is correctly sized to house the jack unit, bracket and wrench. These kits will truly help to organize the trunk area while keeping a clean and neat appearance.

Gray and Black Crossfoot

Convertible

With 14" or 15" Vinyl Type Spare Tire Cover			
R81050A	1961	133.99 kit
R81051A	1962-64	132.99 kit
R81052A	1965	139.99 kit

With Fiberboard Spare Tire Cover 14"

R81059C	1961	149.99 kit
R81051C	1962-64	147.99 kit
R81052C	1965	155.99 kit

Hardtop

With 14" or 15" Vinyl Type Spare Tire Cover			
R81050B	1961	111.99 kit
R81051B	1962-64	124.99 kit
R81052B	1965	139.99 kit

With Fiberboard Spare Tire Cover 15"

R81050D	1961	127.99 kit
R81051D	1962-64	140.99 kit
R81052D	1965	155.99 kit

Black and Aqua Houndstooth

Convertible

With 14" or 15" Vinyl Type Spare Tire Cover			
R81053A	1966-67	133.99 kit
With Fiberboard Spare Tire Cover 14"			
R81053C	1966-67	150.99 kit

Hardtop

With 14" or 15" Vinyl Type Spare Tire Cover			
R81053B	1966-67	133.99 kit
With Fiberboard Spare Tire Cover 15"			
R81053D	1966-67	150.99 kit



1962-64 Trunk Panel Protector Set

Protect your trunk area and protect it at the same time with this all new precut protector set. Why spend big bucks having it professionally paneled when this precut set is designed to contour the trunk area. Panels can be covered with vinyl, cloth or even carpet to achieve whatever custom look you desire.

Important: Minor modifications and trimming will be required for installation.

Notes: Shipped double oversize.

CM53119	1962-64	198.99 set
---------	---------	-------	------------



Fiberboard Tire Cover

Reproduction style spare tire cover manufactured with the correct aqua/black houndstooth, gray/white herringbone or gray/white crossfoot patterns. Each tire cover is specifically designed for either a 14" or 15" spare. This cover offers a tight fit because of the stiff fiberboard support. These covers also include an elastic bottom to wrap around the spare tire cover. Recommended for use with the vinyl trunk mat. Made in USA.

Aqua Houndstooth			
K78007B	aqua/black	14" tire.....	48.99 ea
K78008B	aqua/black	15" tire.....	48.99 ea

Gray Houndstooth			
K78007A	gray/white	14" tire.....	48.99 ea
K78008A	gray/white	15" tire.....	48.99 ea

Gray Herringbone			
K78012A	gray/black	14" tire.....	59.99 ea
K78013A	gray/black	15" tire.....	59.99 ea

Aqua Herringbone			
K78017	aqua/black	14" tire.....	48.99 ea

Gray Crossfoot			
K78009A	gray/black	14" tire.....	48.99 ea
K78010A	gray/black	15" tire.....	48.99 ea



Felt Backed Spare Tire Cover

Each cover is manufactured in a heavy vinyl material which includes a soft felt backing. This tire cover uses the houndstooth, herringbone, or crossfoot design popular in the early 1960's GM vehicles. Recommended for use with the vinyl trunk mat. Made in USA.

Houndstooth			
K78000A	1962-71	gray/white	31.99 ea

Herringbone			
K78011C	1967-70	aqua/black....	54.99 ea

Crossfoot			
UTC1415CF	universal	gray/black....	31.99 ea

Rear Body Panels



1958 Rear Body Panel

Reproduction of the rear body panel for 1958 full size models. This panel will replace the damaged or rusted area under the deck lid and between the taillights. This panel measures 30" wide and includes the gas door shield housing and the trunk weatherstrip channel gasket. Hardtop or convertibles.

Note: * Shipped double oversize.

A9083	1958	weatherstrip channel	115.99 ea
A9082*	1958	rear body panel	470.99 ea

OEER AUTHORIZED



1962-66 Rear Tail Panel

Replace the often rusted tail panel on your full size Chevrolet. These replacement panels fit below the trunk lid at the rear bumper and will fit all 1962-66 full size models. Manufactured with original gauge steel to match your Chevrolet's contours perfectly.

Note: Shipped oversize.

152650	1962	119.99 set
B13153	1963	79.99 ea
B13154	1964	82.99 ea
152651	1965	243.99 ea
152876	1966	292.99 ea

OEER AUTHORIZED



1965-70 Tail Panel Brace

Replacement tail panel brace for 1965-70 full size models except station wagons. This panel mounts under the floor at the rear of the trunk to provide support for the rear trunk floor area. Finished in a rust preventive coating.

Note: Shipped double oversize.

B1090A	1965	EDP	146.99 ea
B1007A	1966-70	EDP	139.99 ea

OEER AUTHORIZED



1966 Impala and Caprice Taillamp Surround Repair Panel

Reproduction rear taillamp surround panel for 1966 Chevrolet Impala and Caprice models. Manufactured in stamped steel to original factory specifications featuring correct contours for an authentic appearance and fit. This panel is spot welded to the trunk opening area and helps fill the area above the taillamp assembly. Black EDP coating for rust and corrosion prevention.

Note: Will not fit station wagon models.

153865	1966	LH	34.99 ea
153866	1966	RH	34.99 ea




1962-64 Taillamp Mounting Panel

Replace rusted or damaged taillamp panels on your 1962-64 full size Chevrolet models, except wagons. These replacement panels fit between the quarter panel and the trunk lid opening. Manufactured in original gauge steel and will match your Chevrolet's contours perfectly.

Note: 1964 Bel Air and Biscayne models the quarter extension molding holes must be filled in.

153317	1962	LH	102.99 ea
153318	1962	RH	102.99 ea
B1744	1963	LH	69.99 ea
B1744W	1963	LH - Weld-Thru™	98.99 ea
B1745	1963	RH	69.99 ea
B1745W	1963	RH - Weld-Thru™	94.99 ea
B1712	1964	LH	57.99 ea
B1713	1964	RH	57.99 ea



1959 Rear Valance Panels

Reproduction lower rear valance panel for 1959 Impala, Bel Air, and Biscayne models. Each lower valance panel is manufactured in stamped steel to original factory specifications featuring correct contours for an authentic appearance and fit.

153767	1959	LH	229.99 ea
153768	1959	RH	229.99 ea
153769	1959	center	234.99 ea



1960-61 Impala Rear Valance Panels

Reproduction lower front valance panel for 1960-61 Impala models. Manufactured to factory specifications featuring original style contours and correct mounting points.

153772	1960	LH	234.99 ea
153773	1960	RH	234.99 ea
153776	1961	LH	234.99 ea
153777	1961	RH	234.99 ea



1959 Rear Valance Support Brackets

Replacement rear valance panel to body inner support brackets for 1959 Chevrolet full size models. These brackets secure the rear outer valance panels to the body. LH and RH.

Full Size Models

L18105P	1959	Impala	54.99 pr
L18105P	1959	Bel Air	54.99 pr
L18105P	1959	Biscayne	54.99 pr

Station Wagon Models

L18128P	1959	Brookwood	54.99 pr
L18128P	1959	Parkwood	54.99 pr
L18128P	1959	Nomad	54.99 pr

El Camino

L18128P	1959	all	54.99 pr
---------	------	-----	----------



Trunk Refinish Kit

Spatter painting provides an economic alternative to painting your trunk the factory body color and will dramatically improve the appearance of your trunk area with the added benefit of protection from the elements. So if you're looking for a custom look in your trunk compartment, our trunk refinishing kit is just the thing for you. Includes: primer, base coat, spatter coat, and clear top coat.

Note: Ships ground only. No air shipment.

Trunk Refinishing Kit

This kit contains: 2 cans of primer, 3 cans of spatter paint and 2 cans of clear top coat.

With Standard Gray Primer

K51490	black and gray	104.99 kit
K51491	black and aqua	104.99 kit
K51492	gray and white	109.99 kit

With Self-Etching Gray Primer

K51493	black and gray	109.99 kit
K51494	black and aqua	109.99 kit
K51495	gray and white	109.99 kit

Trunk Refinishing Components

Need an extra can of a trunk refinishing component?

Primer Only - 20 oz. Cans		
K89576	standard gray primer	19.99 ea
K89560	self etching gray	17.99 ea

Base Coat Only - 20 oz. Cans

K89578	flat black	19.99 ea
K89581	dark gray	19.99 ea

Spatter Coat Only - 12 oz. Cans

K51496	black and gray	14.99 ea
K51499	black and aqua	14.99 ea
K51498	gray and white	14.99 ea

Clear Top Coat Only - 12 oz. Cans

K51497	clear top coat	15.99 ea
--------	----------------	----------

Sheet Metal Tools



Blaiircutter

When you don't have a lot of holes to make, Blaiircutters provide fast, accurate holes in materials up to 3/16" thick. Blaiircutters are annular cutter drills that cut around the edge of the hole and eject the center as a slug. Because they're hollow there's no dead zone as with twist drills. And unlike hole saws, that rip and tear through the material, they quickly give you a quality, virtually burr-free hole. Sold individually.

Note: D.O.C. = depth of cut. Arbors and Cutters sold separately.

Arbor for 1/4" and Larger Cutters
13216 with pilot pin..... 14.99 ea

Replacement Pilot Set
13217 3 piece..... 12.99 set

Cutters 3/16" D.O.C.
132001 1/4"..... 11.99 ea
132021 5/16"..... 26.99 ea
132061 7/16"..... 18.99 ea
132081 1/2"..... 22.99 ea
132101 9/16"..... 21.99 ea
132121 5/8"..... 23.99 ea



Premium Spotweld Cutters

When you have a lot of spotwelds to remove, step up to the premium spotweld cutters for longer life in today's high strength body steels. These cutters have a heavier wall (.090") for extreme durability and two step geometry that splits the chips and helps clear them. Premium spotweld cutters have a fast cutting action and lasts for hundreds of spotwelds. They are for use in 3/8" or larger drill chunks. The spotweld cutters are available individually or in sets containing arbor, 3 cutters, your choice of 2 skip proof or 2 standard pilots.

Spotweld Cutter Set
11096 w/skip proof pilot..... 44.99 set
11082 w/standard pilot..... 41.99 set

Arbor with Cutter
11093 skip proof..... 27.99 ea
11094 standard..... 26.99 ea

11093 Replacement Parts
11123 arbor..... 7.99 set
11097 pilot - 3 piece..... 14.99 set
111083 cutters - 3 piece..... 30.99 set

11094 Replacement Parts
11122 arbor..... 15.99 ea
11101 pilot - 3 piece..... 7.99 set
111083 cutters - 3 piece..... 30.99 set



Stick Lubricant

Ideal for all Blair hole cutters. Softer than standard stick lubricants, it provides superior adhesion to the tool and can be used in place of cutting fluids on ferrous and non-ferrous metals to increase tool life, improve cutting performance and easier slug removal.

11750 1.68 oz..... 12.99 ea



Double-End Spotweld Cutter

Double-end spotweld cutters makes removing body panels fast and easy. Their hollow design cuts around the spotweld hardnesses so they don't affect tool sharpness. When one end becomes dull, simply unscrew the cutter and flip it over using the new teeth on the other end. An adjustable depth rod sets the tool so only the outer panel is cut, leaving the underlying panel undamaged.

13224 arbor w/cutter..... 14.99 ea
13214 replace cutters - 3 pc 14.99 set
13216 replacement arbor 14.99 ea
13217 replace pilot - 3 pc 12.99 set



Holcutter

Produce holes 3 times faster and cleaner than hole saws in sheet metal up to 1/8" thick and have dramatically extended tool life. Holcutters produce holes from 1/16" up to 3" diameter in sheet metal, rubber, gasket or fiber materials, and some plastics. Ideal for aftermarket installations, custom fabrication, trailers, or gauge installation. Arbor fits 3/8" drill chunks. Holcutters have a new patented Quad-Lead Thread System for quick cutter changes. Buy the set and save! Holcutter set includes: arbor, hex washer, extra pilot and the following sizes of cutters, 7/8", 1-1/8", 1-1/4", 1-3/8", 1-3/4", 2", and 2-1/2".

Note: D.O.C. = depth of cut. Arbors and cutters sold separately.

Holcutter Set
140061..... 179.99 set

Arbor for 3/8" and Larger Cutters
146091..... 37.99 ea

Replacement Pilot
146101 3 piece..... 21.99 set

Cutters 1/8" D.O.C.
146221 1/16"..... 13.99 ea
146234 3/4"..... 13.99 ea
146261 3/16"..... 13.99 ea
146281 7/8"..... 13.99 ea
146301 15/16"..... 14.99 ea
146321 1"..... 23.99 ea
146341 1-1/16"..... 15.99 ea
146361 1-1/8"..... 14.99 ea
146381 1-3/16"..... 16.99 ea
146401 1-1/4"..... 21.99 ea
146421 1-5/16"..... 15.99 ea
146441 1-3/8"..... 21.99 ea
146461 1-7/16"..... 17.99 ea
146481 2-1/8"..... 21.99 ea
146501 1-9/16"..... 25.99 ea
146521 1-5/8"..... 17.99 ea
146541 1-11/16"..... 17.99 ea
146561 1-3/4"..... 25.99 ea
146601 1-7/8"..... 21.99 ea
146621 2"..... 40.99 ea
146641 2-1/16"..... 42.99 ea
146661 2-1/8"..... 27.99 ea
146681 2-1/4"..... 29.99 ea
146721 2-3/8"..... 29.99 ea
146741 2-1/2"..... 55.99 ea
146761 2-9/16"..... 48.99 ea
146781 2-5/8"..... 49.99 ea
146801 2-3/4"..... 49.99 ea
146821 2-7/8"..... 39.99 ea
146841 3"..... 42.99 ea



Blair Cutter Set

Antenna and Access Holcutter Set

Note: Each set includes: arbor, extra pilot drills and cutters as shown.

14003 3/8", 1" and 1-1/4"..... 60.99 set

Rustproof Cutter Set

Note: Each set includes: arbor, three 1/2" cutters, pilot and extra pilot.

11081 with standard pilot - 11122..... 41.99 set

11095 with skip proof pilot - 11123..... 45.99 set

Painless Dent Removal Access Hole Set

Note: Each set includes: arbor with standard pilot, extra pilot and cutters as shown.

11083 1/4", 3/8", 1/2", and 3/4"..... 48.99 set

Rotabroach Cutter Set

Rotabroach annular cutters are ideal for sheet metal fabrication, painless dent removal and for cutting rustproofing access holes without clogging. Unlike hole saws and twist drills that push and tear through materials, these cutters will make hundreds of holes in steel, sheet metal or plastics up to 1/2" thick with no deforming of stock, jagged edges or out-of-round holes. Arbors for Rotabroach cutters fit 3/8" and 1/2" hand held drill chunks and use either spring loaded pilots or skip proof pilots which eliminate predrilling operations. Each set includes: arbor, hex wrench, center punch, extra pilot, and a variety of cutters as listed.

Note: D.O.C. = depth of cut. Arbors and cutters sold separately.

Rotabroach Cutter Set

11090 5/16", 3/8", 7/16", 1/2", 9/16", 5/8", and 3/4"..... 98.99 set

11092 8mm, 10mm, 12mm, 14mm, 16mm, 18mm, and 20mm..... 83.99 set

11091 7/8", 1", 1-1/8", 1-1/4", 1-3/8", and 1-1/2"..... 207.99 set

Arbor for 3/8" and Larger Drill Chunks

11122 1/4" - 3/4" or 6mm - 20mm cutters with pilot pin..... 15.99 ea

11123 3/8" - 3/4" or 10mm - 20mm cutters with skip proof pilot..... 21.99 ea

Arbor for 1/2" and Larger Drill Chunks

11007 1/316" - 1-1/2" cutters..... 35.99 ea

3 Pack Replacement Pilot

11121 pilot for 11122 arbor..... 7.99 set

11097 pilot for 11123 arbor..... 14.99 set

11628 pilot for 11007 arbor..... 19.99 set

Rotabroach Replacement Cutters

Replacement cutters for Rotabroach cutter set. Available in a 3 pack or as individual cutters in a variety of sizes.

3 Pack Cutters 1/4" Depth of Cut for Use with 11122 Arbor Only

111003 1/4"..... 34.99 set

111043 5/16"..... 25.99 set

112063 6mm..... 19.99 set

112073 7mm..... 19.99 set

112083 8mm..... 24.99 set

112093 9mm..... 22.99 set

3 Pack Cutters 1/4" Depth of Cut for Use with 11122 or 11123 Arbor

111083 3/8"..... 30.99 set

111123 7/16"..... 31.99 set

111163 1/2"..... 33.99 set

111203 9/16"..... 45.99 set

111243 5/8"..... 22.99 ea

111283 11/16"..... 50.99 set

111323 3/4"..... 44.99 set

112103 10mm..... 25.99 set

112113 11mm..... 27.99 set

Individual Cutters 1/2" Depth of Cut for Use with 11007 Arbor

11336 13/16"..... 21.99 ea

11340 7/8"..... 35.99 ea

11344 15/16"..... 22.99 ea

11348 1"..... 27.99 ea

11352 1-1/16"..... 33.99 ea

11356 1-1/8"..... 32.99 ea

11360 1-3/16"..... 37.99 ea

11364 1-1/4"..... 34.99 ea

11365 1-5/16"..... 41.99 ea

11366 1-3/8"..... 44.99 ea

11367 1-7/16"..... 45.99 ea

11368 1-1/2"..... 37.99 ea

The Filler Detective

The Filler Detective will find hidden body damage and body filler on a car, truck, or motorcycle. It will tell you where body filler is and how deep it is. This simple 1 button tool lights up and sounds when it detects body filler and features a visual alert with bright, daylight visible LEDs. The meter doesn't miss and it indicates exactly where the body filler is and includes a test plate to confirm accuracy. Never again wonder whether or not a vehicle has been in a wreck! The Filler Detective solves the mystery every time.

FDA0100 red 79.99 ea



EZ Rest Door Hanger

The EZ Rest door hanger enables a single person to quickly remove and/or install vehicle doors. The padded, removable side rails and plastic, ribbed base inserts allow for accurate positioning of the door. The easy on/off design quickly adapts to most floor jacks with removable saddle and 30mm (1.18") diameter saddle hole.

Note: Floor jack is not included.

S21870 179.99 ea



Door Spring Tool

Compress spring for easy safe removal. Slides safely over spring. Constructed of heat treated, high carbon steel.

S21900 25.99 ea



Door Hinge Adjuster Tool

You can now easily adjust the hinges without the aggravation of trying to align by eyesight with this handy tool. Specifically designed to help adjust the hinges so they help to align the door.

Y65800 52.99 ea



Door Hinge Pin Popper

The ultimate solution for removing door pins fast. Drives out even stubborn hinge pins. Works on most GM vehicles with removable hinge pins. Includes pin puller to remove loosened pins.

S21835 43.99 set

Body Tools

Door Bushing Tool

If you've ever tried removing a door hinge bushing with just a regular punch, you know it's a hassle. This tool makes it easy to punch out bushings and align bushings when reinstalling. Offset design allows for easy access to all door hinges.

S21825 20.99 ea



Door Aligning Bar

Finally, a convenient door aligning tool that will fit in your tool drawer! Features a Hex stub to use with a breaker bar and socket for additional leverage.

S21845 46.99 ea



Pro Paint Gauge

The Pro Gauge is a device which measures paint thickness. Factory paint is usually four to five mils in thickness. By using the Pro Gauge you can determine if the vehicle has been repainted. For instance, you can take measurements of about 4.5 mil around the vehicle but the hood may read seven mils on the Pro Gauge. That tells you the hood has been repainted.

FG2437 84.99 ea



Eliminator Rust Remover

Before touching up paint, you first must remove all rust, wax, and dirt or the rust will return and the paint won't adhere. This unique tool will scrub away all dirt, rust, and wax. The results are touch up paint adheres, seals and blends smoothly into the rest of the paint.

E3437 9.99 ea



Spot Weld Chisel

Chisel tool to separate panels after the spot weld has been drilled out. Drive the blade with a hammer from the end or the side through the panel seam. Panels are separated without damage. The blade is sharpened on three sides, and offset for clearance.

Note: The sharpened edges will wear with use. Resharpen on a grinding wheel.

Y51900 15.99 ea



Body Dent Removal Tools

The pull rod set includes: 4 pull rods with formed shank, 2 pick pulls with straight shank, straight edge and HS split point drill bit.

S20000 pull rods 47.99 set



Cleco Sheet Metal Fastener Kit

Everything you need to secure sheet metal panels during the fit and alignment stage. The pliers can be used with all standard spring loaded fasteners and clamps. The kit contains: one pair of Cleco pliers, twenty-five 1/8" Kwik-Lok Clecos and four side grip fastener clamps. Also available are individual components so you can add to your kit as necessary.

Complete Kit
X9858 29 piece 76.99 kit

Clecos

X9859 Cleco 1/8" 1.99 ea

X9860 Cleco 3/16" 1.99 ea

Side Grip Fastener Clamps

X9862 3/4" x 1" 4.99 ea

Cleco Pliers

X9863 Cleco pliers 14.99 ea



Plugweld Pliers

These plugweld pliers make plug welding fast and easy. Panels won't separate and copper alloy pad prevents burn through, allows higher welding temperature and better penetration.

S23230 pliers 43.99 ea

S23231 replacement pad 14.99 ea



Visc Grip Flange Pliers

Preparing panels with an offset flange will produce a clean, flush fit. Work on up to 18 gauge sheet metal without removing panels from the vehicle. The added feature of "Visc-Grip" locking pliers allows for better leverage. Available with your choice of 1/2" wide non-slip jaw or wider 1" clamping surface.

S23229 1/2" wide jaw 45.99 ea

X9853 1" wide jaw 41.99 ea



Seam Buster HD Chisel

Easily separate spot welded or bonded panels. Save up to 15 minutes per panel replacement. Great for quarter panels, rocker panels and other pinch welded areas. Sharpened on two edges, the sharp end allows for penetration between panels and the side edge allows for side impact to drive the panels apart without damage. Made of super tough alloy steel. Cushioned handle absorbs shock.

S20015 straight 34.99 ea

S20016 90 degree angle 40.99 ea

S20017 air hammer 56.99 ea

Body Chemicals



BlackTop Top Coat

BlackTop is a permanent, moisture cure, UV stable coating primarily used for top coating surfaces previously sealed with RustSeal or any other paint/primer application. BlackTop is a high-performance protective coating specifically formulated to withstand dulling and fading caused by prolonged sunlight exposure. BlackTop may be used alone as a resilient coating but offers the ultimate rust protection when used in combination with the RustSeal corrosion barrier coating as step 1. For the best stop rust and ultraviolet protection, first apply RustSeal to permanently seal the surface and then top coat with BlackTop for an incredibly tough and professional looking finish. Like RustSeal, BlackTop dries to a rock hard yet flexible coating that can be readily applied to chassis, coil springs, and lightweight panels. BlackTop also has high heat resistance and can be applied to almost all automotive applications except exhaust systems. BlackTop is intended as a final finish for parts that have been coated with RustSeal. BlackTop will retain its color and sheen even after repeated or prolonged exposure to direct UV light and will not degrade.

Gloss Black

KB8101	15 oz. nt. wt. aerosol.....	25.99 ea
KB8301	one pint.....	33.99 ea
KB8401	one quart.....	52.99 ea
KB8501	one gallon.....	194.99 ea

Satin Black

KB8102	15 oz. nt. wt. aerosol.....	25.99 ea
KB8302	one pint.....	33.99 ea
KB8402	one quart.....	52.99 ea
KB8502	one gallon.....	194.99 ea

Flat Black

KB8112	15 oz. nt. wt. aerosol.....	25.99 ea
KB8312	one pint.....	32.99 ea
KB8412	one quart.....	52.99 ea
KB8512	one gallon.....	171.99 ea



Nu-Metal Epoxy Putty

NuMetal Epoxy Putty is an easy to use, two part putty that mixes like clay but hardens like steel! No complicated weighing or measuring required. NuMetal bonds, seals, fills, insulates, anchors, caulks and waterproofs. It cures without shrinking or sagging and can be drilled, tapped, sanded, primed and painted. NuMetal will not only stick to damp surfaces, but it will cure underwater! Available in black.

KB70003	1 pound	black	26.99 ea
KB70013	3.5 ounces	black	9.99 ea



Frame and Chassis Coater Set

The KBS Frame Coater set is a quart sized, 3 step set that includes enough products to Klean, Blast and Seal a full size car or truck frame, or any 50 sq. ft. area with 2 coats of paint coverage. Each set includes: 1 qt. of KBS Klean (an industrial strength water based cleaner/degreaser), 1 qt. of KBS RustBlast (a powerful rust remover/metal etch), 1 qt. of RustSeal® (chemically bonds to bare metal to form a permanent, moisture resistant finish that is flexible, yet won't crack, chip, or peel), 1 pair of gloves, 2 brushes, and a stir stick. Detailed instructions included.

KBS Frame Coater Set

KB57001	3 step set	gloss black..	70.99 set
KB57002	3 step set	satin black..	70.99 set

KBS All-in-One Chassis Coater Set

This complete set takes our popular Frame Coater set to the next level with the addition of a pint of BlackTop top coat for a permanent final finish which withstands dulling and fading caused by prolonged sunlight exposure and 8 oz. of our #1 thinner. Set includes: the KBS 3 step Frame Coater Set, plus 1 pint of BlackTop top coat, 8 oz. #1 thinner, 1 pair of gloves, 2 brushes, and 2 stir sticks.

KB575101	all-in-one set	gloss black	\$4.99 set
KB575102	all-in-one set	satin black..	88.99 set



Repair Patch

The KBS Patch is an easy to use, UV/sunlight activated repair patch. The fiberglass reinforced polyester patch is perfect for making watertight, durable repairs on engine parts, decking, fenders, gas cans, drain pipes, water tanks, PVC pipes, plastics, Plexiglas, fiberglass, metal, wood, concrete and more. The KBS patch is waterproof, will not rot or rust, requires no mixing, can be drilled or tapped, sandable, and accepts paint in 1 hour. Sold in 2 different sizes. UV light available separately.

Repair Patches

KB70101	KBS patch	3" x 6"	17.99 ea
KB70102	KBS patch	6" x 9"	29.99 ea

LED UV Flashlight

The KBS UV Light is a lightweight, handheld UV flashlight containing 51 Ultraviolet LED's for greater area coverage and is designed to cure the KBS Patch when sunlight is not feasible or available. The KBS UV Light includes batteries, features an aircraft aluminum alloy body and is water resistant.

KB70109	KBS patch	UV light.....	17.99 ea
---------	-----------	---------------	----------

TRUNK & FLOOR PAN REPAIR KIT



01 - gloss black



02 - satin black



03 - silver



05 - gray



15 - galvanized steel

Trunk and Floor Pan Repair Set

The KBS trunk and floor pan repair set allows you to restore your floor pan, trunk pan, or pickup truck bed back to new without producing any ugly weld seams. Our included step-by-step instructions make it easy and simple to use. After cleaning the area with KBS Klean (an industrial strength water based cleaner/degreaser), and KBS RustBlast (a powerful rust remover/metal etch), simply use the included BackBone reinforcing mesh and NuMetal epoxy putty to fill any small pin holes. Last, finish it off with a coat of RustSeal for a restored finish without any weld seams. Each set includes: 1 gal. KBS Klean, 1 gal. RustBlast, 1 qt. RustSeal, 1 lb NuMetal epoxy putty, 1 sq. yard BackBone Reinforcing Mesh, 8 oz. #1 Thinner, KBS paint spout, Nitrile gloves, mask, two brushes, stir stick, and complete and detailed instructions.

KB500103	gloss black.....	116.99 set
KB590203	satin black.....	116.99 set
KB590304	silver.....	116.99 set
KB590504	gray.....	116.99 set
KB591504	galvanized steel.....	116.99 set

Fasteners/Clips/Bolts



A9480 A9756 10084 A784896



A3615 A15783 A11109 A11110

Replacement Bolt

Replacement bolts sold on various GM vehicles. Black phosphate coated. Sold individually or in 10 piece sets.

Individual

Dog Point Tip with Free Spinning Washer	
A9480 1/4"-20 x 1"89 ea
A876257 1/4"-20 x 1-3/16"89 ea
Flat Tip with Free Spinning Washer	
A9756 5/16"-18 x 1" with washer99 ea
Pointed Tip with Hex Washer Head	
10084 5/16"-18 x 3/4"99 ea
10362 5/16"-18 x 13/16"99 ea
A784896 5/16"-18 x 1"99 ea
Dog Point Tip with Hex Washer Head	
A3615 5/16"-18 x 3/4"99 ea
Pointed Tip with Free Spinning Washer	
A15783 5/16"-18 x 7/8" with washer99 ea
A11109 3/8"-16 x 1" with washer99 ea
A11110 3/8"-16 x 1-1/2" with washer	1.49 ea

10 Piece Sets

Dog Point Tip with Free Spinning Washer	
A9480K 1/4"-20 x 1"	7.99 set
A876257K 1/4"-20 x 1-3/16"	7.99 set
Flat Tip with Free Spinning Washer	
A9756K 5/16"-18 x 1" with washer	8.99 set
Pointed Tip with Hex Washer Head	
A784896K 5/16"-18 x 1"	8.99 set
Dog Point Tip with Hex Washer Head	
A3615K 5/16"-18 x 3/4"	6.99 set
Pointed Tip with Free Spinning Washer	
A15783K 5/16"-18 x 7/8" with washer	8.99 set
A11109K 3/8"-16 x 1" with washer	8.99 set
A11110K 3/8"-16 x 1-1/2" with washer	9.99 set



Hex Head Bolt

Stainless steel 5/16" - 18 x 1" Hex head cap screw that has many uses for your project vehicle.

13355 5/16" - 18 x 1"49 ea
-----------------------------	--------



Split Lock Washer

Grade 5 spring type split lock washer is zinc-plated steel. Sold individually.

A5720 1/4" split lock washer49 ea
A5722 3/8" split lock washer49 ea
A5723 7/16" split lock washer49 ea
A5724 1/2" split lock washer49 ea



5/16"-18 Weld Stud Set

Correct replacement 5/16"-18 x 1-18" weld studs used on various GM vehicles.

B11693 4 piece	4.99 set
----------------------	----------



Square Pierce Nut Set

Correct replacement square nut inserts used on various GM vehicles. Fits 5/16"-18 bolts.

B10558 6 piece	7.99 set
----------------------	----------



OE Square U-Type Clip Nuts

Correct square nut style U-clip nuts used on various GM vehicles. 10 piece set.

B11518 fits 5/16"-18 bolts	12.99 set
----------------------------------	-----------



J-Type Clip Nut

Replacement J-clip nuts used on various GM vehicles.

Individual	
A5586 fits 1/4"-20 bolt	1.49 ea
3784845 fits 5/16"-18 bolt	1.79 ea
A5170 fits 3/8"-16 bolt	1.89 ea
10 Piece Sets	
A5586K fits 1/4"-20 bolts	13.99 set
A5170K fits 3/8"-16 bolts	17.99 set



U-Type Clip Nut

Replacement U-clip nuts used on various GM vehicles.

Individual	
U-Type Nut	
5571 fits #8 screw89 ea
A2422 fits #10 screw99 ea
U-Type Extruded Nut	
3982098 fits 1/4"-20 bolts	1.29 ea
A8377 fits 5/16"-18 bolts99 ea
A1030 fits 5/16"-18 bolts	1.99 ea
A10055 fits 3/8"-16 bolts	1.29 ea
10 Piece Sets	
U-Type Nut	
A5571K fits #8 screw	8.99 set
A2422K fits #10 screw	9.99 set
U-Type Extruded Nut	
3982098K fits 1/4"-20 bolts	11.99 set
A8377K fits 5/16"-18 bolts	8.99 set
A10055K fits 3/8"-16 bolts	15.99 set



High Torque U-Type Clip Nut

Correct high torque style U-clips used on various GM vehicles. Length is 5/16", center of hole to edge 5/16". Green phosphate coated.

A14526 fits #8 screw99 ea
R108 fits #8 screw - 10 piece set	8.99 set



A3400 A3401 SN3403 A8855



A2896 A3405 A10733



SN3403K

Thread Cutting Nut

Replacement thread cutting nuts used on various GM vehicles. Hex head and Hex washer head, zinc-plated. Mastic sealer washers sold separately.

Individual

Hex Head	
A3400 1/8" stud size 1/4" Hex49 ea
A3401 1/8" stud size 5/16" Hex49 ea
Hex Washer Head	
SN3403 1/8" stud size49 ea
A8855 3/32" stud size49 ea
A2896 3/16" stud size49 ea
3405 1/4" stud size49 ea
A10733 5/16" stud size49 ea

10 Piece Sets

Hex Head	
A3400K 1/8" stud size 1/4" Hex	3.99 set
A3401K 1/8" stud size 5/16" Hex	3.99 set
Hex Washer Head	
SN3403K 1/8" stud size	3.99 set
A8855K 3/32" stud size	3.99 set
A2896K 3/16" stud size	3.99 set
A3405K 1/4" stud size	3.99 set
A10733K 5/16" stud size	3.99 set



Round Push-On Flat Nut

Replacement push-on round flat nuts used on various GM vehicles.

Individual	
A8863 fits 1/8" stud size69 ea
WA300 fits 5/32" stud size69 ea
A8865 fits 3/16" stud size69 ea
10 Piece Sets	
Individual	
A8863K fits 1/8" stud size	5.99 set
WA300K fits 5/32" stud size	5.99 set
A8865K fits 3/16" stud size	5.99 set
36 Piece Set	
748707 fits 1/8" stud size	12.99 set

Fasteners/Clips/Bolts



Peri-Keps Hex Nut



Correct replacement self-locking Peri-Keps nuts used on various GM taillight housings, 1/4" panel extensions and #14 stud taillights. 7/16" Hex with 7/8" o.d. toothed washer. 10 piece set.

B12030K fits #14 stud size..... 12.99 set



Serrated Self-Locking Hex Nut



Correct replacement self-locking nuts used on various GM vehicles. Zinc-plated.

Individual
A14873 #10-24..... .69 ea
A14874 1/4-20..... .89 ea

10 Piece Sets
A14873K #10-24..... 4.99 set
A14874K 1/4-20..... 5.99 set



Standard Hex Nut



Standard replacement Hex nut used on various GM vehicles. Zinc-plated.

Individual
A3545 3/8"-16..... .89 ea
A3547 7/16"-14..... .39 ea

10 Piece Sets
A3545K 3/8"-16..... 2.99 set
A3547K 7/16"-14..... 2.99 set



Push-On Flat Nut



Replacement push-on flat nuts used on various GM vehicles. Black phosphate coated.

Individual
A2098 fits 1/16" stud size..... .59 ea
A2100 fits 3/32" stud size..... .59 ea
A2099K fits 1/8" stud size..... .59 ea
A2102 fits 5/32" stud size..... .59 ea
A2103 fits 3/16" stud size..... .59 ea
A3138 fits 5/16" stud size..... .59 ea

10 Piece Sets
A2098K fits 1/16" stud size..... 4.99 set
A2100K fits 3/32" stud size..... 4.99 set
A2099K fits 1/8" stud size..... 4.99 set
A2102K fits 5/32" stud size..... 4.99 set
A2103K fits 3/16" stud size..... 4.99 set
A3138K fits 5/16" stud size..... 4.99 set



Barrel Nut



Replacement barrel nuts used on various GM vehicles.

Individual

For 1/8" Emblem Stud
A13964 fits 11/64" hole - nylon..... .79 ea
MM2267 fits 5/32" hole..... .69 ea
11293 fits 3/16" hole with sealer..... .79 ea
5195 fits 1/4" hole..... .79 ea
For 5/32" Emblem Stud
8545 fits 7/32" hole..... .69 ea

10 Piece Sets

For 1/8" Emblem Stud
A13964K fits 11/64" hole - nylon..... 6.99 set
MM2267K fits 5/32" hole..... 5.99 set
11293K fits 3/16" hole with sealer..... 5.99 set
5195K fits 1/4" hole..... 5.99 set
For 5/32" Emblem Stud
8545K fits 7/32" hole..... 5.99 set



External Tooth Lock Washer



Correct style external tooth lock washers used on various GM vehicles. Zinc-plated.

Individual
A5254 1/4" i.d..... .39 ea
A5256 3/8" i.d..... .39 ea
A5257 7/16" i.d..... .39 ea
A5258 1/2" i.d..... .39 ea
A16676 5/8" i.d..... .39 ea

10 Piece Sets
A5254K 1/4" i.d..... 2.99 set
A5256K 3/8" i.d..... 2.99 set
A5257K 7/16" i.d..... 2.99 set
A5258K 1/2" i.d..... 2.99 set
A16676K 5/8" i.d..... 2.99 set



Mastic Sealer Washer Set



Replacement mastic sealer washers used to seal emblem studs and molding clips to the body on various GM vehicles. Use with molding nuts and thread cutting nuts.

B11245K 7/16" 25 piece..... 3.99 set
B11445K 1/2" 25 piece..... 4.99 set
B11248K 5/8" 20 piece..... 3.99 set
B13742K 3/4" 12 piece..... 4.99 set
B11280K 1-3/4" 4 piece..... 3.99 set



Screw Type Push-In Retainer Clip



Replacement style push-in retainer clip used on various GM vehicles. Phillips screw type with closed end. Head diameter 11/16", stem length 7/8".
A1027 nylon black..... 1.29 ea



Tapping Screw



These reproduction screws can be used on many applications where a Phillips pan and Hex head tapping screw is needed.

10182 1" black oxide..... .89 ea
3079 1" zinc..... .89 ea
41483 1" chrome/set of 4..... 2.99 set
451790 16 x 3/8" zinc-plated..... .99 ea
A12215 3/4" black E-coat..... .79 ea
A16149 10 x 1/2" black oxide..... .79 ea
A2365 3/4" zinc..... .99 ea
A2369 10 x 1/2" zinc..... .79 ea
A2807 3/4" zinc..... .69 ea
A9825 14 x 1/2" zinc..... .79 ea
B11151 18 x 1/2" black oxide..... .99 ea



Washer Head Chrome Trim Screw



Replacement chrome-plated screws used on various GM vehicles. Sold individually or in 10 piece sets.

Individual

Pointed Tip with Flush Free Spinning Washer
A2774 #8 x 5/8" small washer..... .59 ea
2751 #8 x 3/4" large washer..... .79 ea

10 Piece Sets

Pointed Tip with Countersunk Free Spinning Washer
A2774K #8 x 5/8" small washer..... 3.99 set
2751K #8 x 3/4" large washer..... 3.99 set



Window Felt Clip



Correct replacement window felt retaining clip used on various GM vehicles.

Individual
A18402 style 1..... 1.49 ea
A977664 style 2..... .79 ea
A18395K style 3..... .79 ea

10 Piece Sets
A18402K style 1..... 14.99 set
A977664K style 2..... 6.99 set
A18395K style 3..... 6.99 set