

Power Steering Parts

OER AUTHORIZED



1961-79 OE Style PS Pump

Brand New Units

Brand-new OER® Authorized power steering pumps have been manufactured to meet the highest OEM standards of quality while maintaining an authentic original style appearance, so you get the best of both worlds. This brand new power steering pump features a reservoir in the correct original configuration, with the proper return fitting and clocking. This not only ensures authenticity, but makes installation quick and easy. Also included with each pump is the shaft nut and replacement style power steering cap. Because this unit is brand new, not rebuilt, there is no core charge to worry about.

NO CORE CHARGE REQUIRED!

Black Power Coated Finish

NP6078	1961-62	6 cylinder.....	186.99 ea
NP6078	1961-64	8 cyl.	186.99 ea
NP6084	1961-68	8cyl, 283,327... ..	171.99 ea
NP6078	1965-66	396, 409, 427... ..	186.99 ea
NP6111	1967-68	396, 427... ..	186.99 ea
NP6151	1969	big block... ..	186.99 ea
NP6152	1969	327, 350... ..	186.99 ea
NP6001	1969-70	6 cylinder.....	177.99 ea
NP6171	1970	BB, 454... ..	171.99 ea
NP6000	1970-72	all.....	186.99 ea
NP6001	1973	6 cylinder.....	177.99 ea
NP6000	1973-74	454... ..	186.99 ea
NP6902	1979	305... ..	171.99 ea
NP6902	1979	350 vin L.M... ..	171.99 ea

OER AUTHORIZED



1969-74 OE Style PS Pump

Brand New Units

Brand-new OER® Authorized power steering pumps have been manufactured to meet the highest OEM standards of quality while maintaining an authentic original style appearance, so you get the best of both worlds. This brand new power steering pump features a reservoir in the correct original configuration, with the proper return fitting and clocking. This not only ensures authenticity, but makes installation quick and easy. Also included with each pump is the shaft nut and replacement style power steering cap. Because this unit is brand new, not rebuilt, there is no core charge to worry about.

NO CORE CHARGE REQUIRED!

Chrome Finish

PS69703BC	1969	small block... ..	194.99 ea
A9500149	1969	big block... ..	191.99 ea
A9500150	1970-72	all.....	191.99 ea
A9500150	1973-74	454... ..	191.99 ea

OER AUTHORIZED



1963-90 OE Style PS Pump

Remanufactured Units

Thoroughly reconditioned, these pumps are carefully inspected, rebuilt and restored to OEM appearance and function! Reservoirs are original configuration for complete authenticity! Careful attention is paid to reservoir reconditioning to ensure an OE appearance. This is a good choice for restorations when an original locking reservoir is desired. No core charge.

NO CORE CHARGE REQUIRED!

Note: * With 1 mounting hole in reservoir. Cap, nut, and pulley are not included.

6 Cylinder

NP6083	1963-64	6 cylinder - black... ..	173.99 ea
NP6083C	1963-64	6 cylinder - chrome... ..	194.99 ea
A6099	1965-69	6 cylinder.....	164.99 ea
P6120	1970-72	6 cylinder.....	164.99 ea
A6019	1970-74	350... ..	164.99 ea
P6001	1973-74	6 cylinder.....	94.99 ea
A6902*	1975-79	V8 307ci... ..	164.99 ea

8 Cylinder

NP6083	1965-66	328, 327... ..	173.99 ea
NP6083	1967-68	283, 307, 327... ..	173.99 ea
NP6152	1969	327, 350... ..	186.99 ea
A6111	1967-68	396, 427... ..	164.99 ea
A6165	1970	350, 400... ..	164.99 ea
NP6171	1970	454... ..	171.99 ea
A7046	1975-79	w/o Hydroboost... ..	164.99 ea
A7876	1980	3.8L, 265/301 VIN S... ..	164.99 ea
A7803	1980-88	V8 307ci... ..	164.99 ea
A7911	1981-84	3.8L, 267ci... ..	164.99 ea
A7824	1986-90	V8 307ci VIN Y... ..	164.99 ea

CARDONE



1961-93 Replacement Style PS Pump

Remanufactured Units

If you're in the market to replace the worn out, damaged or missing original power steering pump in your 1961-93 full size models, choose from our comprehensive selection of replacement style power steering pumps. Thoroughly reconditioned, these pumps are carefully inspected and remanufactured to provide years of trouble-free service! Reservoirs for the 1961-74 pumps may differ in appearance than the original, but all pumps will fit and function like new.

NO CORE CHARGE REQUIRED!

Note: Cap, nut, and pulley are not included.

Pump with Reservoir

PS6084	1961-62	all.....	84.99 ea
PS6084	1961-64	6, 8 cyl. Bel Air, Bisc.	84.99 ea
PS6182	1965	6 cyl. Bel Air, Bisc.	89.99 ea
PS6084	1965	8 cyl. Bel Air, Bisc.	84.99 ea
PS6084	1966	8 cylinder.....	84.99 ea
PS6182	1966-69	6 cylinder.....	89.99 ea
PS6084	1967-68	283 and 327... ..	84.99 ea
PS6001	1969	327 and 350... ..	73.99 ea
PS6182	1969	396 and 427... ..	89.99 ea
PS6000	1970	6 cylinder.....	89.99 ea
PS6001	1970	350... ..	73.99 ea
PS6000	1971-72	6 and 8 cylinder.....	89.99 ea
PS6182	1971-74	400 and 454... ..	89.99 ea
PS6001	1973-74	6 cylinder.....	73.99 ea
PS6000	1973-74	350... ..	89.99 ea
PS6803	1977-78	305, 350 w/1 hole... ..	79.99 ea
PS6800	1977-78	305, 350 w/2 holes... ..	86.99 ea
PS6801	1977-79	250 w/o air pump... ..	74.99 ea
PS7803	1980-82	8 cylinder.....	82.99 ea
PS7911	1981	231-A... ..	66.99 ea
PS7911	1982	6 cylinder.....	66.99 ea
PS7911	1983-84	6 cylinder 3.8L-A... ..	66.99 ea
PS7803	1983-84	8 cylinder 5.0L... ..	82.99 ea
PS7803	1985	8 cylinder.....	82.99 ea
PS7803	1986-88	6 cylinder police... ..	82.99 ea
PS7803	1986-88	305-H... ..	82.99 ea
PS7803	1986-88	8 cyl. 5.7L police... ..	82.99 ea
PS7901	1992-93	with HD alt... ..	70.99 ea

OER AUTHORIZED

CARDONE



1961-96 PS Pump without Reservoir

Power steering pump for 1961-96 full size models. Each pump is manufactured to correct OEM standard of quality. Each unit is tested to insure OE performance.

NO CORE CHARGE REQUIRED!

Note: Cap, nut, and pulley are not included.

Pump without Reservoir

OER® Authorized - New

96140	1961-74	6 and 8 cylinder..	140.99 ea
-------	---------	--------------------	-----------

Cardone - Remanufactured

PS661	1975-79	6 and 8 cylinder... ..	75.99 ea
PS661	1980-85	6 and 8 cylinder... ..	82.99 ea
PS662	1980-93	6 and 8 cylinder... ..	65.99 ea
PS664	1994-96	6 and 8 cylinder... ..	67.99 ea

STEERING, SUSPENSION, REAR END & BRAKES

Power Steering Parts



Hydroelectric PS Pump System

EPAS Performance hydroelectric pump system replaces your original style belt drive pump. This system has a program that works with an angle sensor and CAN protocol. The converter talks to the pump via the angle sensor, ramping up the systems pressure as needed. There is no noticeable delay or drop in pressure when input at the steering wheel is exerted. The wiring harness is essentially "Plug and Play", and only requires a hot ignition source, and full battery power. EP1900 universal hydroelectric 1749.99 ea

OEER AUTHORIZED



PR6372B

7806439



PR6372C

1253578

1961-75 PS Reservoir Set

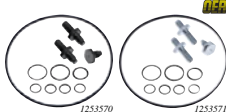
Reproduction reservoir sets with the o-rings, studs, bolts, and fittings necessary to install the reservoir on your power steering pump. When appearance is a concern, these OE style reservoirs will complete your authentic restoration or dress-up your resto-mod or hot rod. Available in your choice of black powder coated finish or chrome finish.

Black Powder Coated Finish

PR6372B	1961-64	6 cylinder	39.99 ea
PR6372C	1965-68	small block	39.99 ea
7806439	1969	big block	47.99 ea
7826736	1971-72	all	47.99 ea
7826736	1973-75	454	47.99 ea

Chrome Finish

PR6372C	1961-64	6 cylinder	50.99 ea
PR6372C	1965-68	small block	50.99 ea
1253578	1969	big block	47.99 ea
1253579	1971-72	all	47.99 ea
1253579	1973-75	454	47.99 ea



1253570

1253571



1253573

1253574



1253572

1253580

1253575

Power Steering Pump Reservoir Installation Set — Saginaw Pump

OEER® power steering pump reservoir installation set for GM vehicles with a Saginaw power steering pump. These 11 piece sets include: mounting stud bolts, o-rings, and seals. Available with black or chrome mounting stud bolts. All components are also available separately.

Complete Set

1253570	1960-77	black	16.99 set
1253571	1960-77	chrome	18.99 set

Stud and Bolt Set

1253573	1960-77	black	7.99 set
1253574	1960-77	chrome	6.99 set

O-Ring Seal Set

1253575	1960-77	8 piece	10.99 set
---------	---------	---------	-----------

Hose Fitting — Male Inverted to Male S.A.E.

1253572	1960-77	5/8" -18 to -6AN	4.99 ea
1253580	1960-77	5/8" x 18 to 5/8" x 18	4.99 ea



1962-93 PS Pump Chrome Cap

Replace your damaged or missing power steering cap with this quality chrome aftermarket cap to dress-up your engine compartment. This cap is designed to fit most Saginaw power steering pump reservoirs.

15431	1962-93	17.99 ea
-------	---------	-------	----------

Power Steering Pump Rebuild Set

OEER® power steering pump rebuild set for 1960-93 GM vehicles with a Saginaw power steering pump. This set includes: Pressure fitting seal, pump body to cover seal, pump body to pressure plate seal, pump body to union seal, mounting stud to body seals (early and late designs), shaft bushing, shaft seal, and reservoir to pump body seal.

1253550	1960-93	16.99 set
---------	---------	-------	-----------



Billet Remote Reservoir

This billet aluminum power steering reservoir is designed for March Performance pulley sets that use GM type 2 power steering pumps. Includes cap and billet aluminum mounting bracket. Made in USA.

Note: Does not include hoses or fittings.

MP450	billet remote reservoir	236.99 ea
-------	-------------------------	-------	-----------



1967-79 Six Cylinder Power Steering Bracket Set

Reproduction power steering mounting bracket set for 1967-79 Chevrolet full size models equipped with a 250ci six cylinder engine. Manufactured to factory specifications, features a black EDP coating for rust prevention. Includes hardware. Service replacement for some models, bracket shape might differ from your originals.

849741	1967-79	250ci.....	119.99 set
--------	---------	------------	------------

Power Steering Parts



1965-69 PS Mounting Stud

Correct replacement stud used to mount the power steering bracket to the left side exhaust manifold.

K0156 1965-69 big block..... 7.99 set



1958-68 Universal PS Bracket Set

Steel power steering pump bracket by Borgeson fits small block Chevrolet engines with short water pump. This mounts low LH mount style is perfect to clear the alternator mounting on the same side.

802400 1958-68 SB w/short pump..... 68.99 ea



1958-68 Universal PS Bracket Set

This convenient 1/4" steel power steering bracket set is designed for mounting non-metric GM Saginaw power steering pumps, with integral reservoir, to small block Chevy engines. Can be used on most pre-1969 pumps. Most short water pump applications use a crankshaft power steering pulley that bolts over the existing pulley. This should align with the power steering pump pulley.

153658 1958-68 SB w/short pump... 49.99 set



1960-72 Power Steering Lower Bracket

Reproduction and Genuine GM power steering pump cradle brackets for Chevrolet models.

Small Block
C868701 1960-64 283, 327..... 53.99 ea
C411141 1967-68 283, 327..... 37.99 ea
K7422 1971-72 8 cylinder..... 48.99 ea

Big Block
C631461 1967-68 396, 427..... 62.99 ea
K7422 1970 454 w/TH400... 48.99 ea
K7422 1971-72 8 cylinder..... 48.99 ea



C581381

3905366



3876788

3959558

1961-72 PS Adjuster Bracket

Correct power steering adjuster bracket for 1961-72 small block Impala models.

C581381	1961-64	small block.....	37.99 ea
3905366	1965-68	283, 307, 327.....	29.99 ea
3876788	1965-68	396.....	34.99 ea
3959558	1969-70	small block.....	29.99 ea
3959558	1971	V8.....	29.99 ea
3959558	1972	V8 without AC..	29.99 ea



E278

14969

1961-72 Steering Bracket Set

Replacement power steering pump bracket sets for 1961-72 models. Each set includes brackets necessary to mount the power steering pump.

*Note: *This set is designed to clear 8" harmonic balancers. Great for small block conversions with short water pump.*

1961-68 Small Block - Short Water Pump
E278* 1961-68 small block..... 49.99 set
154219 1961-68 E278 bolt set..... 12.99 set

1969-72 Big Block - Long Water Pump
C868724 1960-65 348/409..... 132.99 pr

K1020 1969 big block..... 74.99 set

14969 1970-72 big block..... 64.99 set



C868701

C411141

KW799

K7422

C631461

KW799B

KW799C

1969-76 Power Steering Bracket Set

Reproduction power steering brackets for 1969-72 Chevrolet full size models with small block and long water pump. Manufactured in quality stamped steel replicating the original gauge, appearance, and fitment. Replace your missing power steering brackets with this high-quality reproductions.

Note: Not for use with 1970-72 models with AC.

1969-76 Small Block - Long Water Pump
748835 1969-72 3 pieces..... 74.99 set
KW799 1969-72 3 piece..... 79.99 set
KW799B 1969-76 cradle bracket..... 32.99 ea
KW799C 1969-76 "S" brace..... 24.99 ea



1969-76 SB Power Steering Bracket Set

This convenient aluminum power steering bracket set for 1969-76 small block Chevy engines with long water pump. Mounts the power steering pump on the LH or driver side of the vehicle using the long style water pump as the mounting point. Works on engines that have the alternator on the RH or passenger side of the vehicle. Includes hardware.

153657 1969-76 long water pump..... 56.99 set

1970-79 Power Steering Pump Spacer

Correct spacer which keeps the power steering pump from making contact with the front support.

3967424 1970-72 396, 402, 454..... 5.99 ea
3967424 1973-79 250..... 5.99 ea

Power Steering Fluid

Get the race winning experience of Joe Gibbs under your hood with Joe Gibbs power steering fluid. This fully synthetic power steering fluid is specially formulated to avoid foaming at high temperatures to create superior cooling properties. The higher thermal stability also offers less pressure drop. One quart or case of 12.

JG1306 ps fluid quart..... 16.99 ea
JG1307 ps fluid case of 12 quarts... 215.99 ea

Max EZ Power Steering Fluid

Max EZ is an advanced power steering fluid designed to maximize the life and performance of all power steering units. Max EZ is formulated with a blend of select synthetic base oils plus Royal Purple's proprietary Synthetic additive technology, which is proven to make equipment run cooler, smoother, longer, quieter and more efficiently. Max EZ is compatible and can be mixed with conventional power steering fluids and has excellent seal compatibility.

RP01326 12 oz. bottle..... 5.99 ea
RP12326 case of 12 - 12 oz. bottles... 75.99 ea



Universal Power Steering Fluid Filter

In-line Magna-Pure filter filters up to 190 micron particles. Protects the entire steering system from contamination. Features serviceable magnetic filter element. Fits 3/8" i.d. power steering hoses.

PS20038F universal..... 24.99 ea

Power Steering Parts



1960-74 Power Steering Pump Pulley

OER® standard groove power steering pump pulley for 1960-74 full size models without Special Hi-Performance deep groove pulleys. Each pulley is made from formed and machined steel. Features stamped GM #3770509, correct key way fit design, and finished in satin black.

Stamped with GM #3770509 and CE-GM - 5-3/4" o.d.
 3770509 1960-62 all 6 cylinder..... 36.99 ea
 3770509 1960-64 all V8 w/o 348, 409..... 36.99 ea
 3770509 1963-66 all AC, 409..... 36.99 ea
 3770509 1965-67 all exc. BB..... 36.99 ea
 3770509 1968-74 all w/302, 350, 396, 427 36.99 ea
 3770509 1971-72 all 6 cylinder..... 36.99 ea

Replacement Pulley without GM# - 5-47/64" o.d.
 748688 1960-62 all 6 cylinder..... 39.99 ea
 748688 1960-64 all V8 w/o 348, 409..... 39.99 ea
 748688 1963-66 all AC, 409..... 39.99 ea
 748688 1965-67 all exc. BB..... 39.99 ea
 748688 1968-74 all w/302, 350, 396, 427 39.99 ea
 748688 1971-72 all 6 cylinder..... 39.99 ea



1961-68 Power Steering Pulley

Authentic reproduction style cast iron power steering pulley for 1961-68 Chevrolet Impala, Bel Air, Biscayne, Caprice big block models. This pulley is manufactured in quality cast iron replicating the original in design, appearance, and fitment. Features the original GM part stamped in the correct location as original.

GM Part #3834720
 A6501094 1961-65 348-409..... 115.99 ea
GM Part #3873847
 K1086 1965-68 396/427 Hi-Perf..... 179.99 ea

OER AUTHORIZED



1961-77 Power Steering Pulley Nut

Reproduction power steering pulley washer and nut. This nut and washer set is needed to secure the power steering pulley to the pump.

1253504 1961-77..... 12.99 set

New!



1968-74 Power Steering Pump Pulley

Reproduction power steering pump pulley for 1968-74 Chevrolet V8 models with AC. Fits Chevrolet 307, 350, 400, and 454 engines. Number stamped on pulley is 3941107DE.

3941107 1968-74 V8 with AC..... 35.99 ea



pulley - detail

1969 Big Block Deep Groove Steering Pulley

This is a quality OER® reproduction of the deep groove power steering pump pulley originally installed on big block models. This pulley is stamped with the original GM part #3941105. Single groove, 5-3/4" o.d.

3941105 1969 w/hi perf 396, 427... 39.99 ea

New!



1976-80 Power Steering Pump Pulley

Power steering pump pulley is designed to match the fit and function of the original pulley on specified applications. Made of quality materials, it is engineered for reliable performance and durability. This direct replacement power steering pump pulley is made from quality materials to ensure reliable performance and long service life.

Single Groove without AC
 93430150 1982-88 6-1/8" diameter... 41.99 ea

Double Groove with AC
 14084343 1976-84 5-51/64" diameter 69.99 ea
 24571114 1981-90 6-1/8 diameter..... 41.99 ea

New!



1958-68 Billet Aluminum PS Pulley

Borgeson billet aluminum power steering pulley for 1958-68 is a single groove, 4-5/8" in diameter, keyway pulley. It is recommended by Borgeson when installing one of their power steering conversions on a Chevrolet having a small block engine and short water pump.

801202 1 groove..... 54.99 ea

New!



Universal Power Steering Pump Pulley

Made from billet aluminum and polished for that show quality finish, this Unisteer power steering pulley is visible standout pieces on any engine. This is for Saginaw style power steering pumps. Measures 4-7/8" o.d.

8020630 Saginaw PS Pumps..... 83.99 ea



Chrome PS Pulley Nut

This chrome-plated self-locking nut is designed for aluminum performance power steering pulleys. It can also be used with OE and aftermarket pulleys on Saginaw power steering pumps with a 9/16"-18 threaded shaft.

MP645 chrome pulley nut..... 1.99 ea

Warning: Regarding Steering Pump Pulleys

Stock replacement, aftermarket stamped steel or cast iron pulleys are not designed to exceed 400 horsepower or 6000 RPM. Using reproduction pulleys on engines that exceed these limits may result in catastrophic failure of the pulley, which can potentially cause severe damage to the engine, cooling system and body parts. Classic Industries® assumes no liability for damages caused by improper usage of pulleys. Be sure to install the pulley properly to avoid damage that can occur from improper installation or exceeding recommended RPM and horsepower limits.

Power Steering Parts



1958-96 Replacement Power Steering Pressure Hose

A leak in your power steering system can make a mess of your engine compartment, your driveway and garage floor. You can also burn up your power steering pump by driving your vehicle when it is low on fluid. Replace your worn out or cracked power steering hoses before these problems occur. The pressure hoses connect from the power steering pump to the control valve/steering gear inlet. We offer a wide variety of power steering pressure hoses for nearly all applications. See the listings for the correct application for your year and model.

6 Cylinder

70146	1958-64	control valve to Ram - 2 required	25.99 ea
70183	1960-64	pump to control valve	27.99 ea
70230	1965-69	L6 230, L6 250.	29.99 ea
70257	1970	L6 250	26.99 ea
71058	1971-73	L6 250	21.99 ea
70263	1974-76	L6 250	20.99 ea
80132	1976-77	250	23.99 ea
80133	1977-79	250 with California Emissions	16.99 ea
70247	1977-79	250 without California Emissions	17.99 ea
70247	1980	3.8 VIN A, w/flare fitting w/Calif. Emissions	17.99 ea
71072	1980	3.8 VIN A, w/air pump, w/Calif. Emissions	19.99 ea
80121	1980	3.8 VIN A, w/o a.p., "O" ring fit, CA EM	23.99 ea
80136	1980-88	3.8L, 4.3L	29.99 ea
71072	1981	3.8 VIN A, early, with Calif. Emissions	19.99 ea
80121	1981	3.8 VIN A, late, with Calif. Emissions	23.99 ea
80121	1982-84	3.8 VIN A, with Calif. Emissions	23.99 ea
70409	1986	with AC	24.99 ea
70409	1987-88	with AC pump to tee	24.99 ea
71422	1989-90	4.3.	25.99 ea
71791	1992-93	4.3.	29.99 ea
91780	1994-96	4.3.	28.99 ea

V8 Engine

70146	1958-64	control valve to Ram - 2 required	25.99 ea
70183	1960-64	pump to control valve	27.99 ea
70216	1965-67	small block	21.99 ea
71307	1965-68	Caprice - 396, 427	39.99 ea
70203	1968	small block	18.99 ea
71057	1969-70	327, 396.	28.99 ea
70269	1973-76	454.	20.99 ea
70260	1971	V8 two barrel and 350 four barrel	31.99 ea
70263	1972	V8 two barrel and 350 four barrel	20.99 ea
70255	1971-72	400, 402, 454.	24.99 ea
70263	1973-76	V8 exc. 454	20.99 ea
80116	1973-76	454.	20.99 ea
80116	1977	Bel Air/Caprice - 305	20.99 ea
80116	1978	305.	20.99 ea
70260	1978	350.	31.99 ea
70260	1979	305, 350.	31.99 ea
71074	1980-85	Caprice - V8, 4.4L, 5.0L, 5.7L	13.99 ea
71074	1980-85	Impala - V8, 4.4L, 5.0L, 5.7L	13.99 ea
71245	1984-85	gas engine wagon, from pump to Hydroboost	21.99 ea
71246	1984-85	gas engine wagon, from Hydroboost to gear	17.99 ea
71074	1986-88	Caprice - V8, 5.0L, vin H, without AC	13.99 ea
71074	1986-88	Caprice - V8, 5.7L, without AC	13.99 ea
70404	1986	with AC exc. wagon	29.99 ea
70404	1987-88	with AC exc. wagon, pump to switch	29.99 ea
71120	1989	5.0 exc. wagon	19.99 ea
71094	1989	5.0 without AC, VIN E	15.99 ea
71422	1990	5.0-E with AC	25.99 ea
71422	1990	5.7.	25.99 ea
71792	1991-93	5.0, 5.7.	19.99 ea
91780	1994-96	5.7.	28.99 ea



1960-96 Replacement Power Steering Return Hose

The return hose connects from the control valve/steering gear outlet to the power steering pump. Hoses listed as "with fitting" includes the fitting that screws into the control valve/steering gear outlet port. Hoses listed as "hose only" do not include any fittings. It will be necessary to cut off and flare the metal pipe end of the original hose that screws into the control valve/steering gear outlet port and use a hose clamp to attach the new hose.

6 Cylinder

71350	1960-64	hose only - 48" cut-to-fit	16.99 ea
70518	1965-69	250, with fitting	11.99 ea
70551	1970-72	250, with fitting	16.99 ea
70518	1977-79	250, with fitting	11.99 ea
70518	1978-79	250, with air pump, with fitting	11.99 ea
70177	1978-79	250, without air pump, with fitting	12.99 ea
71350	1980-88	3.8L, 4.3L V6, hose only - 48" cut-to-fit	16.99 ea
70442	1980-81	231 exc. wagon, with fitting	15.99 ea
71350	1981-85	229, hose only - 48" cut-to-fit	16.99 ea
71322	1983-84	231 with fitting	15.99 ea
71350	1985-88	hose only - 48" cut-to-fit	16.99 ea
A6580037	1992-93	4.3 with fitting	15.99 ea
80039	1994-96	4.3 without ps fluid cooler, with fitting	12.99 ea
91802	1994-96	4.3 with ps fluid cooler, with fitting	18.99 ea

V8 Engine

71350	1960-68	hose only - 48" cut-to-fit	16.99 ea
70518	1969-70	with fitting	11.99 ea
71350	1971-72	hose only - 48" cut-to-fit	16.99 ea
70551	1973-76	454 with fitting	16.99 ea
70518	1973-79	350, 400 with fitting	11.99 ea
GN80415	1976-79	19-1/4" hose length	15.99 ea
70442	1980	4.4, 5.0, with fitting	15.99 ea
71350	1980-88	hose only - 48" cut-to-fit	16.99 ea
71322	1989	5.0 VIN E, with fitting	15.99 ea
71322	1989	5.7, with fitting	15.99 ea
71350	1989	5.0 VIN Y wagon, hose only - 48" cut-to-fit	16.99 ea
71322	1990	5.0-E, with fitting	15.99 ea
71350	1990	5.0-Y, 5.7, hose only - 48" cut-to-fit	16.99 ea
71350	1991-93	5.0, 5.7 ps fluid cooler to pump, hose only	16.99 ea
A6580037	1991-93	5.0, 5.7 w/o ps fluid cooler to pump w/fitting	12.99 ea
80039	1994-96	5.0, 5.7 w/o ps fluid cooler, with fitting	18.99 ea
91802	1994-96	5.7 with ps fluid cooler, with fitting	18.99 ea



1965-00 Braided Power Steering Hoses

These braided stainless steel power steering hoses are designed for March Performance Pulley sets that use GM type 2 power steering pumps with a remote reservoir. Includes three hoses that connect the pump and reservoir to the steering box. Cut to desired length.

Important: For March sets using GM type 2 steering pumps only.

Rack and Pinion Steering

MP3211	1974-78	Mustang II	336.99 set
MP3244	1979-95	Mustang	336.99 set

GM Steering Box

MP3222	1965-78	SAE inverted flare	336.99 set
MP3233	1979-00	metric o-ringed	336.99 set



Power Steering Parts



1958-64 PS Metal Line

Reproduction of the power steering metal line. This is the metal line that connects from the back of the power steering pump to the pressure hose. Original material or stainless steel available.

PSL400	1958-64	original.....	9.99 ea
PSL400S	1958-64	stainless steel....	12.99 ea



1958-59 Power Steering Hose Set

Classic Industries® offers an original style power steering hose set for 1958-59 Chevrolet models. This 4 piece power steering hose set comes with a high pressure hose, a low pressure hose, and 2 control valve hoses.

PSH400	1958-59.....	114.99 set
--------	--------------	------------



1960-64 Power Steering Hose Kit

Reproduction power steering hose kit for 1960-64 Chevrolet models. Replace worn out or cracked power steering hoses before big problems occur. This 4 piece power steering hose kit includes a high pressure hose, a low pressure hose, and 2 control valve hoses.

PS7001	1960-64.....	92.99 kit
--------	--------------	-----------



Universal Power Steering Hose Kit

Power steering hose kit is for GM vehicles converting to a GM power steering box from an assisted power steering system or 500 Series box. This features inverted flare adjustable fittings which are re-useable if you have to shorten a hose. Hoses are made of rubber to give that factory look. Sold in pairs.

PSH4774	1958-64.....	64.99 pr
---------	--------------	----------

1958-64 Power Steering Return Hose

Replacement hose set for 1958-64 full size with a 605 power steering gearbox. Includes: clamps, steering flare fitting box tube, and hose.

TF500019	1958-64	SB or BB.....	27.99 ea
----------	---------	---------------	----------

New!




Universal Power Steering Return Hose

Reproduction style power steering return hose. Replace your worn out or cracked power steering return hose before big problems occur. Power steering return hoses are cut-to-fit.

71224	3/8" x 24"	cut-to-fit.....	7.99 ea
71236	3/8" x 36"	cut-to-fit.....	13.99 ea

New!



hose fitting ends

1985-88 Pressure Hose End Fitting

A leak in your power steering system can make a mess of your engine compartment, your driveway and garage floor. You can also burn up your power steering pump by driving your classic when it is low on fluid. Replace your worn out or cracked power steering hoses before big problems occur. The pressure hose connects from the power steering pump to the steering gearbox inlet.

39138	1986-88	262ci V6.....	10.99 ea
39138	1986-88	305ci V8.....	10.99 ea
39138	1985-88	350ci V8.....	10.99 ea



1253531

Universal Power Steering Pump Fitting

SAE - Inverted Flare Style

Power steering pump supply hose fitting for 1977 and older Saginaw pumps requiring an SAE style fitting with the inverted flare. This fitting is necessary to mount the cover to the pump and connects to the supply pressure hose. Will work 1955-62 with power steering conversions with Saginaw pump.

1253531	universal SAE.....	21.99 ea
---------	--------------------	----------

Metric - O-Ring Style

Power steering pump supply hose fitting for 1978-06 Saginaw power steering pumps requiring a metric style fitting with the o-ring style seal. This fitting is necessary to mount the cover to the pump and connects to the supply pressure hose.

1253532	universal metric.....	19.99 ea
---------	-----------------------	----------



1960-64 PS Hose Bracket

Reproduction power steering hose bracket for 1960-64 Impala, Bel Air, Biscayne, and full size Chevrolet models. Each bracket is manufactured in stamped steel to correct factory specifications replicating the original design and fitment. This 4" long bracket features 2 holes or mounting.

C832761	1960-64.....	25.99 ea
---------	--------------	----------



1960-64 PS Hose Retainer

Correct reproduction power steering hose clamp for 1960-64 Impala, Bel Air, Biscayne models with power steering. Manufactured in stamped steel to the factory dimensions offering an authentic replacement for the old or missing original. Bolts to the power steering hose bracket.

C832781	1960-64.....	21.99 ea
---------	--------------	----------



1965-72 PS Hose Retainer

Reproduction of the high pressure hose retainer which was bolted to the steering box cap. Manufactured from die-stamped steel. Plated in clear zinc to help protect it from rust and corrosion.

748601	1965-72.....	7.99 ea
--------	--------------	---------



1965-68 PS Hose Retainer

Made of steel wire, this retainer holds the two power steering hoses together in the engine compartment and prevents hose damage.

HC290	1965-67	except 409 with A.I.R.	6.99 ea
HC290	1968	with 327.....	6.99 ea



1965-72 PS Hose Clamps

Reproduction power steering return hose clamps for 1965-72 full size models with power steering. Each clamp is cosmetically correct and manufactured to factory specifications for an authentic appearance and fit. Sold in pairs.

23C	1965-72.....	5.99 pr
-----	--------------	---------

Power Steering Parts



Power Steering Belt for 6 Cylinder Engines

Your power steering belt is one component that is easily overlooked. Make sure your belts are in good condition. Belts are inexpensive, yet they are an often overlooked component of a restoration or daily driver until something goes wrong. Be sure to check you all your belts periodically to make sure they are in good condition.

YE15510	1961	51"	fan and ps.....	0.99 ea
YE15510	1962	51"	fan and ps without AC.....	0.99 ea
YE15500	1962	50"	fan and ps with AC.....	0.99 ea
YE15500	1963	50"	ps without AC.....	0.99 ea
YE15405	1963	40-1/2"	ps with 62A alternator without AC.....	6.99 ea
YE15500	1963	50"	fan, alternator and ps with AC.....	0.99 ea
YE15500	1964	50"	fan, 62A alternator and ps, with AC.....	0.99 ea
YE15500	1964-65	50"	fan, alternator and ps, with factory AC.....	0.99 ea
YE15490	1964-65	49"	fan, alternator and ps, with dealer AC.....	6.99 ea
YE15500	1964-65	50"	fan, alternator and ps, without AC.....	0.99 ea
YE13310	1964-65	31"	alternator and ps, with AC.....	6.99 ea
YE15495	1965	49-1/2"	fan, 62A alternator, and ps with AC.....	22.99 ea
YE15300	1966-67	30"	ps to AP.....	6.99 ea
YE15495	1968	49-1/2"	fan, alternator and ps.....	22.99 ea
YE13310	1968-69	31"	ps to AP.....	6.99 ea
YE15495	1969	49-1/2"	fan, alternator and ps without AC.....	22.99 ea
YE15500	1969	50"	fan, alt. and ps, w/AP & 61A alt. w/o AC.....	22.99 ea
YE15495	1969	49-1/2"	fan, alt. and ps, without AC.....	0.99 ea
YE15495	1969	49-1/2"	fan, alt. and ps, with factory AC w/o AP.....	22.99 ea
YE15500	1969	50"	fan, alt. and ps, with factory AC, AP.....	0.99 ea
YE15495	1969	49-1/2"	fan, alt. and ps, with dealer AC, AP.....	22.99 ea
YE14900	1969	49"	fan, alt. and ps, with dealer AC w/o AP.....	6.99 ea
YE15485	1970-73	48-1/2"	fan, alternator and ps, without AC.....	6.99 ea
YE15430	1980	43"	fan, 63A, 70A alternator and ps, with AC.....	6.99 ea
YE15370	1980-81	37"	ps, without AC.....	6.99 ea
YE15555	1980-81	55-1/2"	AC and ps.....	6.99 ea
YE15375	1980-85	37-1/2"	ps - Buick engine.....	6.99 ea
YE15430	1981	43"	fan and ps, with AC.....	6.99 ea
YE15430	1982	43"	fan and ps, without AC.....	6.99 ea
YE15425	1982	42-1/2"	fan and ps, with AC.....	22.99 ea
YE1370	1982	37"	ps, without AC.....	6.99 ea
YE15555	1982	55-1/2"	fan, AC and ps.....	0.99 ea
YE15425	1983-84	42-1/2"	fan, 63A alternator and ps.....	22.99 ea
YE15370	1983-84	37"	fan, alternator and ps, w/o 63A alternator.....	6.99 ea
YE15370	1983-84	37"	ps, with AC.....	6.99 ea
YE15535	1983-84	55-1/2"	fan, AC and PS.....	22.99 ea
YE15370	1985-88	37"	ps, with 37A alternator, without AC.....	6.99 ea
YE15405	1985-88	40-1/2"	ps, with AC.....	6.99 ea
YE15425	1985-88	42-1/2"	fan and ps, without AC.....	22.99 ea
YE15600	1985-88	56"	fan, AC and ps.....	9.99 ea



YE15445

Power Steering Belt for 8 Cylinder Engines

Make sure your belts are in good condition before starting off on your next road trip. Belts are inexpensive, yet they are an often overlooked component of a restoration or daily driver until something goes wrong.

Small Block				
YE15440	1960	44"	ps, without AC.....	6.99 ea
YE15545	1960	54-3/10"	ps, with AC - early models.....	9.99 ea
YE15440	1960	44"	ps, with AC - late models.....	6.99 ea
YE15440	1961	44"	fan and ps, without AC - early models.....	6.99 ea
YE15425	1961	42-1/2"	fan and ps, with AC - early models.....	22.99 ea
YE15350	1961	35"	fan and ps, late models.....	6.99 ea
YE15350	1962-68	35"	ps.....	6.99 ea
YE15545	1969	54-1/2"	AC and ps.....	9.99 ea
YE15360	1969-76	36"	fan, AC and ps.....	6.99 ea
YE15549	1970-72	54-9/10"	AC and ps.....	9.99 ea
YE15545	1973-76	54-1/2"	AC and ps.....	9.99 ea
YE15365	1977	36-1/2"	ps, without 61A alternator, AC.....	6.99 ea
YE15395	1977	39-1/2"	ps, without 61A alternator, with AC.....	6.99 ea
YE15430	1977	43"	ps, with 61A alternator without AC.....	6.99 ea
YE15545	1977	54-1/2"	fan, AC, ps, with Axial AC compressor.....	9.99 ea
YE15560	1977	56"	fan, AC, ps, with Radial AC compressor.....	9.99 ea
YE15365	1978	36-1/2"	ps, without AC.....	6.99 ea
YE15430	1978-79	43"	fan and v.....	6.99 ea
YE15420	1978	42"	fan, AC and v, w/Axial AC compressor.....	22.99 ea
YE15395	1978	39-1/2"	fan, AC and ps, w/Radial AC compressor.....	6.99 ea
YE15545	1978	54-1/2"	AC and ps, with Axial AC compressor.....	9.99 ea
YE15560	1978	56"	AC and ps, with Radial AC compressor.....	9.99 ea
YE15545	1979	54-1/2"	fan, AC and ps.....	9.99 ea
YE15370	1979-80	37"	ps, without AC.....	6.99 ea
YE15405	1980	40-1/2"	ps, with AC.....	6.99 ea
YE15430	1980	43"	fan and ps, w/63A, 70A alternator w/o AC.....	9.99 ea
YE15560	1980	56"	fan, AC and ps.....	9.99 ea
YE15445	1981	44-1/2"	fan and alternator, without AP.....	6.99 ea
YE15405	1981-82	40-1/2"	ps.....	6.99 ea
YE15440	1982	44"	fan and ps, with AC.....	6.99 ea
YE15555	1982-85	55-1/2"	fan, AC and ps.....	22.99 ea
YE15425	1983	42-1/2"	fan, 63A alternator and ps.....	9.99 ea
YE15370	1983	37"	fan, alternator and ps, w/o 63A alternator.....	6.99 ea
YE15370	1983	37"	ps, without AC.....	6.99 ea
YE15405	1983	40-1/2"	ps, with AC.....	6.99 ea
YE15395	1984-85	39-1/2"	ps, with AC - station wagon.....	6.99 ea
YE15370	1984-88	37"	ps, without AC.....	6.99 ea
YE15405	1984-88	40-1/2"	ps, with AC.....	6.99 ea
YE15425	1984-88	42-1/2"	fan and ps.....	22.99 ea
YE15560	1986-87	56"	fan, AC and ps.....	9.99 ea
YE15555	1986-90	55-1/2"	fan, alternator and ps - Olds engine.....	9.99 ea
YE15445	1986-90	44-1/2"	fan, alt. & ps, w/5-blade fan w/o AC/Olds eng.....	6.99 ea
YE15445	1986-90	44-1/2"	fan, alt. & ps, w/5-blade fan - Olds eng.....	6.99 ea
YE15540	1988	55-1/2"	fan, AC and ps.....	9.99 ea
YE15456	1989-90	94-1/2"	6 rib with AC.....	14.99 ea
YE9906	1989-90	99"	6 rib with police package, AC.....	14.99 ea
YE9226	1991-93	92-2/10"	6 rib with AC without 120A alternator.....	22.99 ea
YE9356	1991-92	93-1/2"	6 rib with AC, 120A alternator.....	13.99 ea
YE9306	1993	93"	6 rib with AC, 120A alternator.....	14.99 ea
YE6426	1994-96	64-2/10"	6 rib with AC.....	11.99 ea
YE3724	1994-96	37-2/10"	4 rib with AC, fan with HD cool.....	9.99 ea
348 5.7L Engine				
YE15450	1960-61	45"	fan and ps.....	19.99 ea
396 6.5L, 427 7.0L Engine				
YE15375	1965-68	37-1/2"	ps.....	6.99 ea
YE15410	1969	41"	ps, without AC.....	6.99 ea
YE15420	1969	42"	ps, with AC.....	22.99 ea
YE15575	1969	57-1/2"	AC and P/S.....	9.99 ea
409 6.7L Engine				
YE15445	1961-62	44-1/2"	ps, without AC.....	6.99 ea
YE15445	1963	44-1/2"	fan and ps, without AC.....	6.99 ea
YE15435	1963	43-1/2"	fan and ps, with AC.....	6.99 ea
YE15440	1964-65	44"	fan and ps, without AC.....	6.99 ea
YE15445	1964-65	44-1/2"	fan and ps, with AC.....	6.99 ea
402 6.6L, 454 7.4L Engine				
YE15510	1970	57"	AC and ps.....	9.99 ea
YE15410	1970-74	41"	ps.....	6.99 ea
YE15580	1971-76	58"	AC and ps.....	9.99 ea
YE15465	1975-76	46-1/2"	fan and ps.....	6.99 ea

Power Steering Parts

OE[®] AUTHORIZED



1958-64 Power Steering Control Valve

Brand new reproduction power steering valve for 1958-64 full size Chevrolet models. Manufactured to the specifications of the original to keep your power steering system functioning properly. These are replacement quality and everything is brand new. These are pressure tested for leaks and operation.

A65750150 1958-64 159.99 ea

New!



1958-64 Power Steering Control Valve Cap

Reproduction power steering control valve end cap for 1958-64 full size models equipped with original power steering. Manufactured to factory specifications, available with the "C" or "X" code.

LS111 1958-64 "C" 9.99 ea
LS319 1958-64 "X" 23.99 ea

New!



1958-64 Power Steering Control Valve Seal and Ball Stud Replacement Kit

Reproduction power steering control valve ball stud replacement kit for 1958-64 Chevrolet full size models equipped with original power assist power steering. This kit includes all the internal ball stud bushing, ball stud, stud caps, spring, rod dust boot, dust boot retainer, and end cap plus the control valve o-ring and seal kit.

Kit with Control Valve Seals
LS320 1958-64 68.99 kit

Kit without Control Valve Seals
LS315 1958-64 49.99 kit

New!



1958-64 PS Control Valve Seal and Boot Kit

Reproduction power steering control valve seal and ball stud boot kit for 1958-64 Chevrolet full size models equipped with original power assist power steering. This kit includes all the internal control valve seals, o-rings, dust boot, and dust boot retainer. Service replacement for the 1958-62 steel shield style dust boot.

Seal Kit with Boot and Retainer
LS313 1958-64 29.99 kit

Boot and Retainer Only
LS525 1958-64 9.99 kit

New!



1958-64 PS Control Valve Ball Castle Nut

Reproduction power steering control valve castle nut and cotter pin for 1958-64 Chevrolet full size models equipped with original power assist power steering. This nut retains the center link to the control valve.

LS316 1958-64 2.99 ea

OE[®] AUTHORIZED



1959-96 Steering Coupler

OE[®] Authorized steering coupling joints for 1959-96 full size models. This coupler/rag joint is required to connect the steering column to the steering box. Each steering coupler is manufactured to factory specifications. Includes correct 12 point washer head clamp bolt and attaching hardware.

3/4", 36 Spline, 3-5/32" Diameter
7806391 1959-64 all 39.99 ea
7806391 1965-69 manual steering... 39.99 ea

13/16", 36 Spline, 3-1/4" Diameter
7828871 1965-76 power steering... 34.99 ea

3/4", 30 Spline, 3-1/4" Diameter
7818568 1970-77 manual steering... 32.99 ea

3/4", 30 Spline, 2-7/8" Diameter
7826542 1977-96 all 32.99 ea

OE[®] AUTHORIZED




1977-87 Intermediate Steering Shaft

Service replacement partial intermediate shaft with coupler. This is the lower portion of the intermediate steering shaft for 1977-87 full size models. Fits between the steering gearbox and the steering column shaft. Makes installation of the new steering coupler/rag joint a much easier and safer repair job with no riveting of the coupler necessary. Measures 12-1/2" end to end.

748565 1977-85 Impala 59.99 ea
748565 1977-87 Caprice 59.99 ea

OE[®]



1967-76 Steering Coupler Repair Set

This steering column coupler commonly known as the "rag joint" can be a weak link between the steering column and the steering gearbox. When the coupler becomes worn, it can lead to future problems with your steering system and expensive repairs.

C2553 1967-76 16.99 set

OE[®] AUTHORIZED



1959-02 Steering Coupler Hardware Set

OE[®] Authorized steering coupler hardware set for 1959-02 GM models. Includes: one 12 point coupler clamp bolt, one 3/8"-24 Hex nut, one 5/16"-24 Hex nut, one 5/16"-1/8 Hex nut, and two lock washers. Grade 8 quality.

Note: Due to some couplers requiring a 5/16" fine thread nut and others requiring a 5/16" coarse thread nut, this set includes one of each for your customers convenience.

Coupler Hardware Set

748799 1959-02 6 piece 7.99 set

12 Point Coupler Clamp Bolt

748612 1959-02 12 point bolt 6.99 ea



1958-64 Steering Column Joint Boot

Reproduction lower steering column joint seal. This seal/grease boot is essential to keeping water and dirt out of the universal joint on the lower steering column and helps keep the grease inside the U-joint.

EL20675 1958-64 18.99 ea
B9260 1961-64 10.99 ea

New!



1958-86 Flanged Universal Joint

Flanged U-joints for 1958-86 full size models. Available in plain steel stainless steel. Made in USA.

K3128 1982 joint flange x 3/4" DD... 189.99 ea
K312852 joint flange x 1" DD... 189.99 ea

Power Steering Parts

OE AUTHORIZED



1965-79 New Manual Steering Gearbox

OE[®] Authorized reproduction manual steering gearbox for 1965-79 Impala models. This gearbox is made with new tooling for the highest quality standards, offering an exact fit and OE appearance. It can be used with original manual steering pitman arm and is a brand new unit, not rebuilt.

*Note: *Steering coupler/return joint is sold separately under part #7806391. **Steering coupler/return joint is sold separately under part #7818568.*

5696084* 1965-69 24-1, 6-1/4 turns 229.99 ea
8270032B** 1970-79 16-1, 4 turns 229.99 ea
8270032A** 1970-79 24-1, 6 turns 229.99 ea



1965-96 New Power Steering Gearbox

Reproduction standard power steering gearbox for 1965-96 Chevrolet full size models. These steering boxes contain no remanufactured parts. It features an all new main casting, sector shaft, and internals. 100% tested for leaks, function, and performance. Features a 7/16" female inverted flare pressure port, 3/8" female inverted flare return port, and 13/16" input shaft.

P18503N 1965-76 4 to 4-1/2 turns 229.99 ea
P17560 1980-96 3-1/4 to 4 turns 249.99 ea



1965-76 New PS Gearbox Set

OE replacements designed to fit and function equally or better than the originals. Also suitable for use when upgrading from manual to power steering. Includes flare fittings and steering coupler.

- Standard Ratio - 3 to 4.5 Turns Lock to Lock -
1965-76 Power Steering Gearbox

Features a 7/16" female inverted flare pressure port, 3/8" female inverted flare return port and a 13/16" input shaft. Except for 454 models in 1975-76.

3 to 3-1/2 Turns Lock to Lock
P18515 1965-76 all 388.99 set

4-1/2 Turns Lock to Lock
P18513 1965-76 all 388.99 set

New!



1977-90 Remanufactured PS Gearbox

Each gearbox is completely tested for reliability and quality before leaving the factory and is cosmetically correct so you can maintain complete originality.

- Standard Ratio - 3 to 3.5 Turns Lock to Lock -

1977-79 Power Steering Gearbox

Features a 7/16" female inverted flare pressure port, 3/8" female inverted flare return port and a 3/4" input shaft. 3 to 3-1/2 turns lock to lock, 4 bolt cover.

P18507 1977-79 246.99 ea

1980-84 Power Steering Gearbox

Features metric o-ring type pressure and return ports and a 3/4" input shaft. 3 to 3-1/2 turns lock to lock. Ring retained cover.

P18509 1980-84 6 cylinder 239.99 ea

1980-90 Power Steering Gearbox

Features metric o-ring type pressure and return ports and a 3/4" input shaft. 4 bolt cover.

P18510 1980-90 3 to 3-1/2 turns 174.99 ea



1975-76 Reman. Slow Ratio PS Gearbox

4 to 4.5 Turns Lock to Lock
Features a 7/16" female inverted flare pressure port, 3/8" female inverted flare return port and a 13/16" input shaft. 4 to 4-1/2 turns lock to lock.

P18504 1975-76 with 454 299.99 pr



1965-76 New Quick Ratio PS Gearbox Set

2.5 Turns Lock to Lock
Features a 7/16" female inverted flare pressure port, 3/8" female inverted flare return port and a 13/16" input shaft. Includes flare fittings and steering coupler. Except for 454 models in 1975-76.

P18514 1965-76 all 388.99 set

BORGESON

1965-90 New Quick Ratio PS Box


New power steering gearbox for 1965-90 Chevrolet full size models. This 12.7:1 quick ratio gearbox has a firm modern steering feel, plus it will bolt directly to the stock location and fit to the original power steering pitman arm. Power steering box includes adapters, so you can use either o-ring or flare style hose connections.

Note: All pre-1977 vehicles will require a new rag joint flange part #7818568.

800130 1965-90 2-1/2 to 3 turns 467.99 ea



New!



1958-90 New Quick Ratio PS Gearbox

Reproduction quick ratio or standard power steering gearboxes for 1958-90 Chevrolet full size models. These steering boxes contain no remanufactured parts. It features an all new main casting, sector shaft, and internals. Every box 100% tested for leaks, function, and performance.

2.5 to 3 Turns Lock to Lock

1965-76 Power Steering Gearbox

Features a 7/16" female inverted flare pressure port, 3/8" female inverted flare return port, and 13/16" input shaft. P18502N 1965-76 2-1/2 to 3 turns 279.99 ea

1977-79 Power Steering Gearbox

Features a 1 1/16" -18 diameter inlet port, 3/4" diameter input shaft, 3 mounting holes, 5/8" -18 diameter outlet port, and a 1-1/4" diameter output shaft.

P18505N 1977-79 209.99 ea

1980-90 Power Steering Gearbox

Features a 16-1.50 diameter inlet port, 3/4" diameter input shaft, 3 mounting holes, m18-1.50 diameter outlet port, and a 1-1/4" diameter output shaft.

P18511N 1980-90 2-1/2 turns 249.99 ea

3.5 Turns Lock to Lock

1958-64 Power Steering Gearbox

500 Series power steering box is a key component in most high-performance modern style power steering systems. Quick ratio 14:1. Features 1 1/16" pressure port and 5/8" return port, 3/4"-30 input shaft, 3/4"-30 output shaft.

SGBS864 1958-64 3-1/2 turns 264.99 ea



1977-90 Reman. Quick Ratio PS Gearbox

2.5 Turns Lock to Lock

1977-79 Power Steering Gearbox

Features a 7/16" female inverted flare pressure port, 3/8" female inverted flare return port and a 3/4" input shaft. 2-1/2 turns lock to lock, 4 bolt cover.

P18505 1977-79 219.99 ea

1980-90 Power Steering Gearbox

Features metric o-ring type pressure and return and a 3/4" input shaft. 2-1/2 turns lock to lock, 4 bolt cover.

P18511 1980-90 199.99 ea

Power Steering Parts



1958-64 600 Series Conversion Box

This power steering conversion set for 1958-64 Chevrolet small block engines with a short water pump uses the stock pitman arm and requires a 3/4" x 36 spline joint for output. Steering box is based on the new 600 series steering gear from Delphi that offers true modern steering feel with a 14:1 ratio for stable highway driving and quicker turning for easy parking and low speed maneuverability. A 16" long splined shaft and 3/4" x 36 spline DD universal joint are required for installation when using a stock steering column. Set includes: a remanufactured 600 steering box, adapter plate bracket, power steering pump, pump mount brackets, pulley, rag joint, splined steering shaft, and hoses.

Note: If alignment issues are present you may have to shim the gearbox to properly align with steering shaft. Must use manual drag link adapter 990007 (sold separately) on vehicles equipped with factory style power steering.

600 Series Set

Short Water Pump
999014 1958-64 conversion set 853.99 set

Individual Components

800106	1959-64	steering box	386.99 ea
800310	universal	DD pump	165.99 ea
13446	1959-64	U-joint	79.99 ea
409212	1959-64	12" steering shaft	34.99 ea
409216	1959-64	16" steering shaft	34.99 ea



1958-76 500 Series Conversion Box

The 500 Series power steering conversion gearbox for 1958-76 Chevrolet is a key part of a modern, high-performance power steering system. These 14:1 ratio units provide superior control and feedback, thanks to low friction recirculating ball gears. For the 1958-64 full size Chevrolet, the 500 Series is a direct replacement for the manual steering box and compatible with the original pitman arm. Works with original and aftermarket steering columns and sway bars. The 1965-76 gearbox works with the factory power steering pitman arm and 3/4" - 30 rag joint and is a great upgrade for manual and power steering models, including those with the larger 605 power steering gearbox.

Important: For power assisted vehicles SLK6164 steering linkage kit is required and CP3860 idler arm bracket is required on 1958-60 and some 1961 models when using SLK6164.

Note: *Modification to stock radiator core support may be required or use of a notched radiator AL1012S2ANDZ or AL1012S2NDZ on 1959-65 full size. Shipped overweight.

500 Series Sets

Short Water Pump			
PSK5860*	1958-60	small block	754.99 set
PSK58601*	1958-64	409	839.99 set
PSK58602	1958-64	big block	839.99 set
PSK6164*	1961-64	small block	754.99 set
PSK6568	1965-68	small block	779.99 set

Long Water Pump			
PSK58603*	1958-60	small block	859.99 set
PSK6970	1969-70	small block	779.99 set

Individual Components

GB586403	1958-64	steering box	448.99 ea
GB657004	1965-76	steering box - black	448.99 ea
GB50730	1958-76	3/4" - 30 rag joint	38.99 ea
A6558641	1958-64	steering shaft	68.99 ea
A6558642	replacement hose set		64.99 set



Steering Box Mounting Bolt

Reproduction bolt used to mount the steering box to the frame on most GM models. This bolt will work on both manual or power steering boxes. 3 required.

14343	1965-69	7/16"-14 x 4"	3.99 ea
14344	1976-79	7/16"-14 x 4-5/8"	4.99 ea

New!



1958-06 O-Ring to Invert Flare Fitting

O-ring to invert flare fitting for 1958-96 Impala and Caprice models. Converts 16mm and 18mm steering box to 11/16"-18 and 5/8"-18. Sold as a pair.

FF01	1958-96	2 piece	23.99 pr
------	---------	---------	----------

NEW AUTHORIZED



1958-64 PS Slave Cylinder

Reproduction power steering slave cylinder for 1958-64 full size Chevrolet models. Manufactured to the exact specifications of the original to keep your power steering system functioning properly.

A0720	1958-64		144.99 ea
-------	---------	--	-----------



1958-64 Slave Cylinder Mounting Bracket

A reproduction of the bracket that mounts the power steering slave cylinder to the vehicles frame rail on 1958-64 models. This steel bracket is an exact reproduction and will replace your original perfectly. For vehicles with power steering and a sway bar, this bracket also mounts the driver side sway bar bushing to the frame.

14063	1958-64		59.99 ea
-------	---------	--	----------

New!



1958-64 Power Steering Slave Cylinder Rebuild and Mounting Kit

Reproduction power steering slave cylinder seal and mounting kit for 1958-64 Chevrolet full size models equipped with original power assist power steering. This kit includes all the internal piston shaft seals and the mounting grommets, washers, sleeve, and retaining nut to secure the piston shaft to the vehicle.

LS314	1958-64		22.99 kit
-------	---------	--	-----------



1958-64 Power Cylinder Mount Set

This is a reproduction of the mounts that attach the power steering cylinder to the frame mount bracket. Set contains: 2 rubber bushings, 2 washers, 1 spacer, 1 lock nut, and 1 cotter pin.

PS72	1958-64		17.99 set
------	---------	--	-----------

Pitman Arm Shaft Lash Adjuster Nut

GM service replacement part of the original lash adjuster. 7/16"-20 thread.

G7072	1964-86		11.99 ea
G7075	1991-96		11.99 ea

Steering Gear to Pitman Shaft Lock Washer

It's always wise to replace the bolts and washers when replacing the pitman arm. Original pieces will rust or break-off when being removed. Assure correct installation and safety by replacing the washer.

G7075	1964-86		7.99 ea
G7075	1991-96		7.99 ea

G7075	1991-96		7.99 ea
-------	---------	--	---------

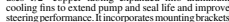


Series 7000 Power Steering Cooler Set

This little two-pass Tube & Fin power steering cooler uses 1/2" copper tubing expanded into aluminum cooling fins to extend pump and seal life and improve steering performance. It incorporates mounting brackets to make installation a snap. Feature 1/32" hose barb inlets. Includes: cooler, hose, clamps, and hardware.

13210	universal	8-1/8" x 2-3/4"	40.99 set
13211	universal	13-3/4" x 2-3/4"	39.99 set


13210	universal	8-1/8" x 2-3/4"	40.99 set
13211	universal	13-3/4" x 2-3/4"	39.99 set



Series 8000 Power Steering Cooler Set

A step-up from Tube & Fin type coolers, this Deraile Plate and Fin power steering cooler features strong furnace brazed construction, 7/8" wide plates, 3/4" embossed turbulators which maximize heat transfer while also minimizing pressure drop. Includes: cooler, hose, clamps, and hardware.

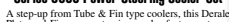
13215	universal	11" x 5-3/4"	65.99 set
-------	-----------	--------------	-----------



Series 8000 Power Steering Cooler Set

A step-up from Tube & Fin type coolers, this Deraile Plate and Fin power steering cooler features strong furnace brazed construction, 7/8" wide plates, 3/4" embossed turbulators which maximize heat transfer while also minimizing pressure drop. Includes: cooler, hose, clamps, and hardware.

13215	universal	11" x 5-3/4"	65.99 set
-------	-----------	--------------	-----------



Series 8000 Power Steering Cooler Set

A step-up from Tube & Fin type coolers, this Deraile Plate and Fin power steering cooler features strong furnace brazed construction, 7/8" wide plates, 3/4" embossed turbulators which maximize heat transfer while also minimizing pressure drop. Includes: cooler, hose, clamps, and hardware.

13215	universal	11" x 5-3/4"	65.99 set
-------	-----------	--------------	-----------

Steering/Suspension Parts



8011041



8011050



8011201

- Rack and Pinion with Tie Rod Ends, Mounting Bracket, and Hardware
- Power Steering Pump with Brackets, Pulley, Reservoir, and Hoses
- Column Shaft Kit Including U-Joints and Hardware for Original Column

1958-64 Performance Rack and Pinion Conversion

Improve the steering response and handling and eliminate bump steer in your classic 1958-64 Chevrolet with this performance rack and pinion conversion. This is a power steering kit that replaces the old steering components with new modern technology. This conversion is made specifically for the 1958-64 Impala/Bel Air models.

Note: Shipped double oversize.

Stock Column
80110401 1958-64 small block, etc. LS/LT 1899.99 ea
80110501 1958-64 big block..... 1543.99 ea

Idiot Column
80111201 1958-64 small block, etc. LS/LT 1567.99 ea
80111301 1958-64 big block..... 1582.99 ea



1958-64 Power Steering Linkage Set

A must when upgrading to a power steering box for optimum performance and handling or upgrading your manual steering linkage. No modification required. Includes: a complete new center link, pitman arm, idler arm, inner and outer tie rod ends, and an aluminum tie rod adjustment sleeves.

SLK6164 1958-64..... 238.99 set



1958-96 Front End Rubber Rebuild Set

Reproduction front end rebuild sets for 1958-96 Impala and full size models. Sets include: inner and outer tie rod ends, upper and lower ball joints, upper and lower control arm bushings, and sway bar bushing end link kits. All sets feature original style rubber control arm bushings.

OE Style Rubber Sets

K45301	1958-64.....	199.99 set
K45302	1965-68.....	199.99 set
K45303	1969-70.....	332.99 set
K45304	1971-72.....	199.99 set
K45305	1973.....	199.99 set
K45306	1974-76.....	199.99 set
K45307	1977-79.....	199.99 set
K45308	1980-96.....	199.99 set



FR2002P



FR2004P

1958-70 Front Suspension Poly Rebuild Set

CPP's front end sets make it possible to achieve better than new performance for a modest price. Sets include: upper and lower ball joints, outer tie rod ends, control arm bushing kit, and lower bump stops. Sway bar bushings and end links sold separately. All sets feature performance style Polyurethane control arm bushings.

Polyurethane Sets

FR2001P	1958-60.....	401.99 set
FR2002P	1961-64.....	389.99 set
FR2003P	1965-66.....	378.99 set
FR2004P	1967-68.....	378.99 set
FR2005P	1969-70.....	412.99 set



1958-62 Manual Steering Center Link

This OER® reproduction center link is for 1958-62 models with manual steering. Ideal for converting from power steering to manual steering to lighten the front end, or just rebuilding your stock manual steering.

3750827 1958-62 manual steering... 119.99 ea

OER AUTHORIZED



1958-64 Manual Steering Center Link Adapter

The center link adapter screws onto the end of the drag link in place of the factory power steering control valve. This adapter is required when converting to a 500, 605, or 670 series power steering gearbox, and uses the factory power steering pitman arm.

14793 1958-64..... 79.99 ea



1958-62 Chevy Manual Center Link Repair Set

Rebuild that worn out manual center link on your 1958-62 Impala/full size. This is a good upgrade to your steering if you are changing over to a power steering gearbox. Set includes all of the items needed to make your center link as good as new.

Important: NOT for factory power steering center link.

A650101 1958-62..... 39.99 set



1964-81 Pitman Arm Hardware

Reproduction pitman arm retaining nut and lock washer for 1964-81 Chevrolet full size models.

1253511 1964-81..... 4.99 set

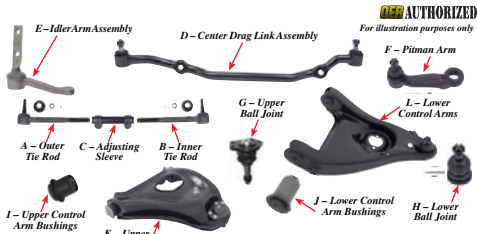


Pitman Arm Puller

This pitman arm puller will make replacing the pitman arm easy. Specifically designed to pull pitman arms from most cars and trucks.

Y41900..... 34.99 ea

Steering/Suspension Parts



1973-96 Extended Length Upper Ball Joint

Extended length OEM style ball joint for 1973-96 Chevrolet full size models. These original style greasable ball joints feature extended length for improved camber gain and increased control arm to frame clearance.

SP94017 1973-96 LH or RH 124.99 ea



1964-96 Ball Joint Dust Boots

The performance and service life of your vehicle's ball joints are very much affected by dirt, moisture, and other contaminants. For these reasons, Prothane ball joint dust boots are essential for protecting this important suspension component. Each set includes 2 upper boots and 2 lower boots.

PE191715G 1964-74 black 7.99 set
 PE191715R 1964-74 red 7.99 set
 PE191717G 1975-96 black 4.99 set
 PE191717R 1975-96 red 4.99 set



1975-96 Polyurethane Ball Joint Boots

Polyurethane ball joint boots from Energy Suspension. Unlike conventional boots, these are designed to never wear out. Each set includes 2 upper boots and 2 lower boots.

913128C 1975-96 black 9.99 set
 913128R 1975-96 red 9.99 set



Pickle Fork Set

This fork set is designed to separate ball joints, tie rods, pitman arms, and other suspension items that are difficult to separate. 5 piece set.

Y41500 44.99 set

H - Lower Ball Joints

Note: *Police/vanagon 5/8" thread.

10231	1958-65	all	20.99 ea
10231	1966-70	exc. police/taxi	20.99 ea
10267	1971-76	all	24.99 ea
10277	1977-96	std size	23.99 ea
104113	1977-96	.0025 os	14.99 ea
10267*	1995-96		24.99 ea

I - Upper Control Arm Bushings

Note: *Forward. **Rearward.

12162	1958-70	4 required	17.99 ea
12235	1971-73	4 required	8.99 ea
12310*	1974-79	1 pair req'd	7.99 pr
12235**	1974-79	2 required	8.99 ea
12310	1980-96	2 pair req'd	7.99 pr

J - Lower Control Arm Bushings

Note: *Forward. **Rearward.

12163	1958-64	set of 4	18.99 set
12238A	1965-70	exc. police/taxi	15.99 ea
12297*	1971-72	2 req'd	9.99 ea
12298**	1971-72	2 req'd exc. 454	13.99 ea
12258	1973-74	2 req'd forward	12.99 ea
12297*	1973-96	2 required	9.99 ea
12298**	1973-96	2 required	13.99 ea

K - Upper Control Arms

With Ball Joint and Bushings		
153950	1958-64	220.99 pr
With Joint, Bushings, Shaft		
14039013	1977-96 LH	89.99 ea
14039014	1977-96 RH	89.99 ea

L - Lower Control Arms

With Joint, Bushings, Shaft		
153951	1958-64	226.99 pr
With Ball Joint and Bushings		
14039015	1977-96 LH	97.99 ea
14039016	1977-96 RH	102.99 ea

1985-70 Pitman Arm

Reproduction power steering pitman arm for 1965-70 Chevrolet full size models. Great for use on 500 Series, 600, 605 gearboxes when converting to power steering or upgrading.

A6501100 1965-70 w/power steering 58.99 ea

Idler Arm Conversion Bracket

This bracket is used to update your 1958-60 idler arm to the 1961-64 idler arm (18573). We recommend using the later idler arm when installing a 500 Series w/power steering box.

Note: Some 1961 models may require this bracket. Use with SL6/164 steering linkage kit on 1958-60 vehicles.

CP5860 1958-60 35.99 ea

Steering/Suspension Parts



BEARIT WRENCH
 CONTROL ARM WRENCH



GW20



GW90

1958-96 Tubular Tie Rod Adjusting Sleeves

Tubular tie rod adjusting sleeves replace the standard split sleeve tie rod adjusters located between the inner and outer tie rods. The sleeve is stronger than stock because of full thread engagement. The tie rod sleeves feature machined slots designed to accept an open end wrench for easy adjusting. Black powder coated finish with LH and RH threaded jam nuts. Sold in pairs.

GW90	1958-64	73.99 pr
GW20	1965-72	64.99 pr
GW30	1994-96	69.99 pr

New!



1965-70 Tie Rod Sleeve

Technically correct in appearance with original factory installed component. OE quality reproduction from Classic Suspensions. Manufactured by an OE supplier to modern technical specifications while offering restorers an original appearance and exact fit replacement. Replaces original GM part number; Sleeve 3855946, Clamp 3886435 (TRW ES350S).
 154101 1965-70 LH or RH..... 24.99 ea



USA

HOTCHKISS
 HIGH PERFORMANCE

H1607

1965-96 Machined Tie Rod Sleeves

Enhance the steering precision of your 1965-96 full size model with machined tie rod adjusting sleeves. These gloss black powder coated sleeves have machined wrench flats and include jam nuts for quick and easy toe adjustment. Sold in pairs.

H1607	1965-70	5/8" thread.....	99.99 pr
H1612	1990-96	11/16" thread.....	99.99 pr

New!

QA1



USA

1978-96 Heavy-Duty Tie Rod Sleeves

Install these heavy-duty QA1 tie rodsleeves for a positive steering improvement in most GM vehicles. They are manufactured from solid steel Hex stock then zinc-plated for durable good looks and corrosion resistance. E5252 1978-96 11/16" x 3-1/2"..... 84.99 pr

QA1 AUTHORIZED



1964-72 Zerk Fitting Set

Reproduction plated grease or zerk fittings for a variety of uses including for replacement of the rod end and center link grease fittings. When restoring tie rod ends, these need to be replaced for best results. Specifications: 1/4"-28, straight, thread length 9/64", overall length 1/2", and ball check.
 1253599 1964-72 6 piece set..... 2.99 set

line tube



1964-72 Tie Rod Sleeve Bolts

Factory correct tie rod sleeve bolts with TR head stamp as original.

1253529	1964-72	4 piece.....	8.99 set
---------	---------	--------------	----------

New!

ENERGY SUSPENSION



913101G

913101R

1955-96 Tie Rod End Dust Boots

Repair torn and worn-out tie rod end boots without having to purchase the entire tie rod. Add durability surpassing most OEM rubber boots with this quality reproduction. The rod boots seal out contaminants and prevent loss of lubricant. While tie rod dust boots won't help you corner harder, they do look good, are built to last and will help your tie rods last longer. Manufactured in high-performance polyurethane for added performance and durability. Measures: 19/32" shaft, 1-3/8" body. Sold in pairs

913101G	1955-96	black.....	4.99 pr
913101R	1955-96	red.....	4.99 pr

QA1



1964-72 Tie Rod End Dust Boots

Reproduction tie rod end dust boots with OE part number on the boots. The rod end dust boots measure approximately 1-3/16" on bottom, 1-1/4" on top and 1/2" hole.

1253515	1964-72	4 piece.....	23.99 set
---------	---------	--------------	-----------

New!

ENERGY SUSPENSION



USA

Octagon Tie Rod End Dust Boots

Repair torn and worn out tie rod end boots without having to buy the entire tie rod. Add durability surpassing most OEM rubber boots. Exclusive octagon style features 5 point sealing action. Made of high-performance polyurethane for added performance and durability.
 913102G black..... 5.99 pr

Control Arms



1958-64 Tubular Control Arms

Tubular control arms are designed for maximum strength and visual impact. The upper arms are designed to allow for an extra 5 degree of caster. The lower control arms have a factory style stamped coil spring mount with an integrated shock mount. This stamping is welded around its entire perimeter and accepts QA-1 and Ridetech Shockwave coilovers. All arms capture both sides of the bushing, unlike the originals that were only retained on one side. This safety feature allows full control with virtually no flex on the control arm when cornering. Available in gloss black or silver powder coated.

Upper Tubular Control Arms	
TCA58641B 1958-64 black.....	447.99 pr
Lower Tubular Control Arms	
TCA58642B 1958-64 black.....	591.99 pr
Upper/Lower Tubular Control Arm Kits	
R5864B 1958-64 black.....	1039.99 kit



1958-70 Tubular Control Arms

Tubular control arms are designed for maximum strength and visual impact. The upper arms are designed to allow for an extra 5 degree of caster. The lower control arms have a factory style stamped coil spring mount with an integrated shock mount. This stamping is welded around its entire perimeter and accepts QA-1 and Ridetech Shockwave coilovers. All arms capture both sides of the bushing, unlike the originals that were only retained on one side. This safety feature allows full control with virtually no flex on the control arm when cornering.

Upper Tubular Control Arms	
153627 1958-64.....	249.99 pr
153632 1965-70.....	246.99 pr
Lower Tubular Control Arms	
153628 1958-64.....	279.99 pr
153633 1965-70.....	282.99 pr
Upper/Lower Tubular Control Arm Sets	
ETA5864B 1958-64.....	491.99 set
ETA6570B 1965-70.....	491.99 set



1958-70 Tubular Upper Control Arms

The G-Plus tubular upper control arms for 1958-70 models improve the way the vehicle drives and performs. The wander and vague road feel is dramatically improved, even though it's through the stock steering components. This suspension system was designed front to rear, addressing the problems associated with this older platform. The control arms are powder coated black and are pre-assembled with Del-A-Lum bushings, billet cross shafts, stock upper ball joints and urethane bump stops. New alignment specifications are also provided. Sold in pairs.

GW84 1958-64.....	621.99 pr
GW50 1965-70.....	616.99 pr



1958-70 Tubular Lower Control Arms

The G-Plus tubular lower control arms are designed to accept the standard coil spring, coilover shocks or shocks with air bags. The arms are powder coated black and pre-assembled with our Del-A-Lum bushings, billet cross shafts, stock lower ball joints, urethane bump stops and spring cushions, sway bar attachment and hardware. These arms will work with drum or disc brakes and power steering. Direct bolt-in fit with no modifications needed. Sold in pairs.

GW84 1958-64.....	814.99 pr
GW50 1965-70.....	710.99 pr



1958-64 Lower Control Arms

These stamped replacement lower control arms have the look and feel of original factory control arms for the 1958-64 Impala/full size models. These include rubber or POLYPLUS™ bushings, ball joints, and cross shafts installed and have a painted semi-gloss black finish. Sold in pairs.

CP586421 1958-64 rubber.....	324.99 pr
CP586422 1958-64 PolyPlus™.....	349.99 pr



1958-64 Lower Control Arm Plate Set

Reproduction lower control arm plate for 1958-64 Chevrolet models. Set includes a forged plate with Grade 8 hardware. 2 sets required per vehicle.

C5819 1958-64 plate.....	17.99 set
--------------------------	-----------



1965-96 QA1 Tubular Control Arms

QA1 Performance Street Series control arms provide a better ride and improved handling performance. These control arms offer weight savings over the stock arms, use polyurethane bushings for comfort, durability and low friction movement, and contain a maintenance free ball joint for long-lasting strength. Upper arms feature a light weight aluminum cross shaft and offer significant weight savings. Coilovers required, not compatible with factory coil springs and shocks.

Note: *New A-Arm design, strut rod is not required.

Upper	
52701 1965-70 LH and RH.....	592.99 pr
E52518 1971-96 LH and RH.....	692.99 pr
Lower	
52700 1965-70 LH and RH.....	932.99 pr
52721 1971-76 LH and RH.....	799.99 pr
E52720 1977-96 LH and RH.....	799.99 pr



1958-64 Front Upper Adj. Control Arms

These front upper adjustable control arms for 1958-64 Impala will give you the most adjustability and best clearance of any arm on the market. These adjustable arms include ball joints that are 1/2" taller than stock to improve camber curve. Throw in some caster and the ability to tune camber and you will have a modern feeling suspension. The ball joints are grease-able and rebuildable. Allows up to camber ±3.0 degrees, Caster ±3.00 degrees. Poly bushings.

SP97150 1958-64.....	895.99 pr
----------------------	-----------



1973-96 Front Upper Adj. Control Arms

SPC front upper adjustable control arms design will give you the most adjustability and best clearance of any arm on the market. These adjustable arms come with ball joints that are 1/2" taller than stock to improve camber curve. Throw in some caster and the ability to tune camber and you will have a modern feeling suspension. The ball joints are greaseable and rebuildable. Adjustment Range: Camber ±3.0 degrees, Caster ±3.0 in.

SP97130 1973-96 Caprice.....	895.99 pr
------------------------------	-----------

Control Arms



1958-64 Upper Control Arm Shaft

These reproduction upper control arm cross shafts are for 1958-64 models. Manufactured to factory specifications for a perfect fit.

A1007 1958-64 LH or RH..... 42.99 pr



1958-64 Lower Control Arm Shaft

These reproduction lower control arm cross shaft are for 1958-64 models. Manufactured to factory specifications for a perfect fit. 2 required per vehicle.

A1004 1958-64 LH or RH..... 34.99 ea

OER AUTHORIZED



14796



14797

1958-64 Control Arm Shaft and Bushings

OER® Authorized control arm shafts for 1958-64 Chevrolet full size models. Includes: shafts, OE style rubber bushings, bushing cap washers, bushing retainer bolts, and lock washers.

Stock Replacements

14796 1958-64 upper..... 59.99 set
14797 1958-64 lower..... 59.99 set



13200A

1971-96 Upper Control Arm Shaft Set

Classic Industries® offers this replacement control arm shaft set for 1971-96 passenger models. Includes the shaft, bushings, and washers for easy installation.

13201A 1971-73..... 87.99 set
13200A 1974-79..... 41.99 set
13205A 1980-96..... 69.99 set



1958-64 Lower Front Cross Shaft Bolts

Replacement bolts with nuts for the lower control arm cross shaft on 1958-64 full size models. Includes two 9/16"-18 x 2-1/2" bolts with nuts. Sold as a set. 2 sets per vehicle required.

TR128 1958-64..... 4.99 set



1965-70 Adjustable Strut Rod

This adjustable strut rod for 1965-70 full size models no longer uses the standard rubber bushings. Instead it uses a spherical rod end with a special clevis that indexes properly in the frame and not allow rotation. This design provides more control at the wheel during braking and cornering. Front end stability is also dramatically improved. Caster is still adjustable via the strut rod by a special locking Hex adjuster so setting the alignment is easy. These pre-assembled strut rods are powder coated black and include hardware. GW502 1965-70..... 478.99 pr



PE71211G

PE71211R

USA

1965-70 Strut Arm Bushings

Front strut rod bushing set for 1965-70 Chevrolet full size models. In this set, there is 4 half bushings, one for each side. The strut rod comes off your lower control arm and connects to the frame of your vehicle, running parallel of the vehicle instead of left to right. These bushings play an important role in keeping your control arm in place when accelerating or decelerating. These bushings are formulated and designed to reduce the noise, vibration, and harshness that other polyurethane bushings may give and include "squeak proof" super grease. Available in black or red.

PE71211G 1965-70 all..... 26.99 set
PE71211R 1965-70 all..... 26.99 set



37109R

1965-70 Strut Rod Bushing Set

Polyurethane strut rod bushing sets deliver big improvements in real world driving for owners of big, full size Chevrolet models. They are often the choice with street and strip enthusiasts, low riders, hoppers, and of course, police, fire and government service agencies. The size and weight of these vehicles, whether at work or hard at play, place tremendous demands on their suspensions. Demands that original rubber components simply can't stand up to. Polyurethane components are designed to meet their special needs and provide an incredible improvement in handling, control, and reliability.

37109G 1965-70 black..... 34.99 pr
37109R 1965-70 red..... 34.99 pr



OER RESTORATION

1958-70 Control Arm Bumper

Bring the suspension back to factory original condition with these upper and lower control arm bumpers for 1958-70 suspensions. 2 required per vehicle.

3742252 1958-64 LH or RH..... 5.99 ea
3939198 1967-70 LH or RH..... 14.99 ea



1971-96 Lower Control Arm Bumper

Reproduction control arm bumpers for 1971-74 and 1977-96 full size Chevrolet cars including Impala and Caprice models. Replacing damaged or missing bumpers will reduce control arm to frame contact. Sold individually. 1 required per control arm.

10068783 1971-74..... 9.99 ea
10068783 1977-96..... 9.99 ea



1958-70 Upper Control Arm Bumper

Replacing the control arm bumpers with these OER® reproductions bumpers can help bring the suspension back to factory original condition and keep it from bottoming out. 2 required per vehicle.

384220 1958-70 LH or RH..... 9.99 ea



1971-96 Upper Control Arm Bumper

Replacing the control arm bumper can help keep the suspension from bottoming out. This all new replacement is designed to replace the original exactly.

1362014 1971-96..... 11.99 ea

ridetech



Bushing Installation/Removal Tool

Replacing OEM bushings and don't have a press? No problem! This new tool allows you to remove and install bushings with simple hand tools. Includes all necessary hardware to remove upper and lower control arm bushings.

85000009 bushing tool..... 134.99 ea

Control Arm Components




1973-96 Full Size Replacement Bump Stop

Conical bump stop for lower control arms, designed to replace worn original GM bump stops.

Note: Not for use with OE style control arms.


SP95339 1973-96..... 25.99 ea



1971-92 Poly Lower Control Arm Bumper

Control arm bumper stops are guaranteed to last longer and perform better than OEM rubber stops. Cushions impact between suspension components preventing excessive damage. 1 pair required per vehicle.

99150G 1971-92 lower - black..... 19.99 pr
99150R 1971-92 lower - red..... 19.99 pr



1978-96 Poly Upper Control Arm Bumper

Control arm bumper stops are guaranteed to last longer and perform better than OEM rubber stops. Cushions impact between suspension components preventing excessive damage.

39102G 1978-96 black..... 10.99 pr
39102R 1978-96 red..... 10.99 pr



Formula Five Prelube



Energy Suspension Formula Five Prelube is a versatile, waterproof, non-melting grease containing PTFE. Forms a tough, durable, chemical resistant film of lubricant. This lube also prevents metal-to-metal contact even under severe shock loads. Only small amounts are required to properly lubricate bushings and metal components and to prevent corrosion. Use this when assembling your polyurethane bushings to your suspension.

Important: Only small amounts of this prelube are needed when assembling components.

911104 8 oz. tub..... 15.99 ea



1958-96 Control Arm Bushings

It doesn't take long before soft suspension rubber begins to deteriorate. Polyurethane is impervious to deterioration caused by oil, grease, and the elements, giving you firm, confident handling that lasts. These bushings are formulated and designed to reduce the noise, vibration, and harshness that other polyurethane bushings may have and include "squeak proof" Super Grease. All of the dynamic bushings feature grooves to hold grease for superior performance.

Note: Please add color code to part number when ordering: G - black and R - red.

Front - Upper/Lower with Shells		
PE7210	1958-64 full size	72.99 set
PE7211	1965-70 without lower	55.99 set
PE7212	1971-72 all	83.99 set
PE7212	1973 w/1.625" o.d. lwr	83.99 set
PE7213	1973 w/1.375" o.d. lwr	79.99 set
PE7214	1974 w/1.625" o.d. lwr	85.99 set
PE7214	1975-79 w/1.625" o.d. lwr	85.99 set
PE7215	1974 w/1.375" o.d. lwr	84.99 set
PE7216	1980-90 Impala/Caprice	88.99 set
PE7230	1991-96 Impala/Caprice	87.99 set

Rear - Upper/Lower without Shells		
PE7307	1959-64 1 upper arm	64.99 set
PE7308	1959-64 2 upper arms	98.99 set
PE7309	1965-70 1 upper arm	88.99 set
PE7310	1965-70 2 upper arms	153.99 set
PE7313	1969-70 V8	126.99 set
PE7311	1971-77 all	140.99 set
PE7312	1978-95 all	93.99 set



1959-70 Polyurethane Bushing Set

It doesn't take long before soft suspension rubber begins to deteriorate. Polyurethane is impervious to deterioration caused by oil, grease, and the elements, giving you firm, confident handling that lasts. These bushings are formulated and designed to reduce the noise, vibration, and harshness that other polyurethane bushings may have and include "squeak proof" Super Grease. All of the dynamic bushings feature grooves to hold grease for superior performance.

Note: Please add color code to part number when ordering: G - black and R - red.

1959-64 Set		
PE7202	1959-64 all	250.99 set

1965-70 Set		
PE72015	1965-70 2 door hardtop	473.99 set



1958-96 Front Control Arm Bushing Set

Maintains better alignment while cornering, hard acceleration or braking than soft OEM rubber. Better caster and camber is maintained during hard driving resulting from the correct durometer firmness.

Note: Please add color code to part number when ordering: G - black and R - red.

33108	1958-64 all	97.99 set
33150	1965-70 reuse metal parts	63.99 set
33103	1971-72 all	104.99 set
33103	1973 w/1-5/8" o.d. lowers	104.99 set
33104	1973 w/1-3/8" o.d. lowers	104.99 set
33105	1974 w/1-5/8" o.d. lowers	103.99 set
33105	1975-79 all	103.99 set
33113	1980-90 all	104.99 set
33173	1991-96 Impala/Caprice	110.99 set



1959-96 Rear End Control Arm Bushings

Be in control when maneuvering through turns, during standing start accelerations, braking, or over bumps and berms. Allows the rear end control arm system to function more effectively, adding a higher degree of performance and durability.

Note: Must reuse existing outer metal shells. Please add color code to part number when ordering: G - black and R - red.

33153	1959-64 w/1 upper arm	110.99 set
33152	1959-64 w/2 upper arms	134.99 set
33149	1965-68 w/2 upper arms	133.99 set
33149	1969-70 6 cyl. w/2 upper arms	134.99 set
33148	1965-68 w/1 upper arm	110.99 set
33148	1969-70 6 cyl. w/1 upper arm	110.99 set
33151	1969-70 8 cyl. w/dual upper	134.99 set
33158	1971-77 exc. station wagon	147.99 set
33159	1978-96 all	147.99 set

Front and Rear Sway Bars



H2TECHKIS
HARDWARE SUPPLY

H2269F

USA 1958-64 Full Size Sway Bar Set

You can improve handling and straight line performance on your 1958-64 full size model with these sport sway bars. These performance sway bars control the roll of your vehicle in corners and allow you to put more power down in the straights. These high carbon steel hollow sway bars are finished in gloss black powder coated and include polyurethane bushings, end links, brackets, and hardware. Sold in front and rear sets only.

Note: *Will not fit Currie-brand Ford 9" rear ends or step-down Ford 9" rear ends. Shipped double oversize.

Front Only
H2269F 1958-64 w/605 steering box 399.99 set
Rear Only
H2268R* 1958-64 549.99 set



FSB706



RSB934



RSB380



RSB986

1958-96 Full Size Sway Bar Set

Quality sway bars for 1958-96 full size models. Each sway bar is manufactured to correct specifications allowing a superb fit while giving the suspension an accurate replacement. All sway bars include polyurethane bushing sets and mounting hardware for easy installation.

Note: Shipped oversize.

Front
FSB706 1958-64 front 1" 212.99 set
FSB864 1965-70 front 1-1/8" 208.99 set
FSB882 1971-76 front 1-1/8" 252.99 set
FSB515 1977-96 front 1-1/4" 266.99 set
FSB881 1977-96 front 1-1/8" 297.99 set

Rear
RSB934 1958-64 rear 1" 229.99 set
RSB380 1965-70 rear 1" 230.99 set
RSB943 1971-76 rear 1" 196.99 set
RSB986 1971-76 rear 7/8" 239.99 set
RSB943 1977-96 rear 1" 196.99 set



HW5712



HW5703



HW58124



HW58124



HW58134



HW5803

USA 1958-96 Full Size Sway Bar Set

Control the body roll of your 1958-96 Chevrolet full size with high-performance 4140 chromoly steel sway bars with high-performance 4140 chromoly steel sway bar bushings and mounting hardware. Easily installs with basic hand tools (some drilling may be required). Choose from solid bars for maximum strength or tubular bars for reduced weight.

Note: 1958-70 rear sway bars mount to lower control arm - drilling required. Each set includes all new hardware.

*Excluding SS and wagon. **Impala SS. Shipped oversize.

Front - Solid
HW5712 1958-64 1" dia. 398.99set
HW5713 1965-70 1-1/8" dia. 385.99set
HW5703 1991-96 1-5/16" dia. 398.99set

Front - Tubular
HW55720 1977-96 1-3/8" dia. 427.99set
HW55703 1991-96 1-5/16" dia. 392.99set

Rear - Solid
HW58124 1958-64 7/8" dia. 330.99set
HW58134 1965-70 1" dia. 330.99set
HW5803* 1977-96 1-1/8" dia. 398.99set
HW5820** 1994-96 1-1/8" dia. 330.99set



52824



52851

USA 1965-96 Full Size Sway Bar Kit

QA1 sway bars will give your vehicle the stability it needs to keep the tires planted on the road. They are an easy bolt-on upgrade to reduce body roll and improve cornering. Front bars are manufactured from 4130 chromoly steel and include greasable polyurethane bushings and high-quality plated hardware. Rear bars are manufactured from solid 1045 cold formed steel and include mounting hardware. Powder coated gloss black for lasting durability and corrosion resistance.

Note: *With factory a-arms. **With QA1 tubular a-arms. Shipped oversize.

Front Sway Bar Kits
52823* 1965-70 1-3/8" 314.99 kit
52824** 1965-70 1-3/8" 415.99 kit
52850 1971-76 1-3/8" 388.99 kit
52862 1977-96 1-3/8" 337.99 kit

Rear Sway Bar Kits
52826 1965-70 1" 272.99 kit
52851 1971-96 1-1/4" 467.99 kit




52852

USA 1971-76 Full Size Sway Bar Set

QA1 sway bars will give your vehicle the stability it needs to keep the tires planted on the road. They are an easy bolt-on upgrade to reduce body roll and improve cornering. Includes front and rear sway bars and mounting hardware. Powder coated gloss black for lasting durability and corrosion resistance.

Note: Shipped oversize.

52852 1971-76 (F)1-3/8", (R)1-1/4" 856.99 set



52852

1958-64 Full Size Front Sway Bar Set

Replacement front sway bar for 1958-64 Chevrolet Impala, Bel Air, and Biscayne models. These sway bars are designed to minimize body roll, under steer and over steer when cornering, resulting in improved vehicle handling and control. These offer all of the above without affecting your ride quality. Includes 7/8" diameter sway bar, high-performance rubber bushings, all mounting hardware.

FSB909 1958-64 black pdwr coated. 134.99 set

Front and Rear Sway Bars



1991-96 Front Sway Bar Set

Looking for better cornering and reduced body roll? BMR sway bars are the answer. Made with cold formed steel to resist torsional fatigue better than conventional bars. Features solid core construction. Includes: mounting hardware, end links, and Polyurethane bushings.

Important: Please specify: A for red finish, B for hammerstone finish.
BX20032 1991-96 1.25" diameter ... 259.99 set



1991-96 Factory Style Sway Bar


Factory style front sway bars for 1991-96 Impala and Caprice models. Zinc-plated for corrosion resistance. Brackets, bushings, and hardware sold separately.
Note: Shipped oversize.

AS800300 1-1/16" silver zinc 109.99 ea
AS800301 1-1/4" gold zinc w/W56... 119.99 ea



1958-84 Rear Sway Bar Set

OER[®] Authorized rear sway bar for 1958-64 Impala full size models. This 1" sway bar is designed to minimize body roll, under steer, and over steer when cornering, resulting in improved vehicle handling and control. These offer all of the above without affecting your ride quality. Set includes sway bar links and frame bushings (where applicable) and mounting hardware.
RSB501 1958-64 1" diameter 134.99 set



1958-70 Sway Bar Link Set



Correct sway bar link sets are available. Includes components to replace the original bushings and hardware. Each set includes: 4 bushings, 1 bolt, 1 nut, 4 washers, and 1 spacer. 2 required.

18064 1958-64 LH or RH 14.99 ea
18048N 1965-70 LH or RH 6.99 ea



1971-96 Sway Bar End Link Set


Designed to replace 1971-96 front sway bar end links. Replacement set designed to eliminate sway bar end movement with rubber bushings. Includes: 4 bushings, 1 bolt, 1 nut, 4 washers, and 1 spacer. 2 required.
18060 1971-96 LH or RH 12.99 ea



1958-96 Sway Bar End Links

If your vehicle's handling is a bit on the sloppy side lately, replace your mushy rubber end links with Prothane's polyurethane end links. Polyurethane is unaffected by oil, smog, road salt, and most chemicals. It doesn't soften, compress, or distort like rubber.

Note: Please add color code to part number when ordering: G - black and R - red.
PE19412 1958-64 4-3/4" mntg length 29.99 set
MN19405 1965-70 3-1/4" mntg length 24.99 set
MN19408 1971-90 4-1/4" mntg length 28.99 set
PE19406 1991-96 3-1/2" mntg length 25.99 set



1965-72 Urethane Stabilizer Bar End Links

Superb urethane stabilizer link sets for 1965-72 full size models. Replace your original GM rubber bushings with these ultra-sleem replacements. Classic Industries[®] recommends using all urethane bushings for the suspension rather than mixing rubber type and polyurethane for better handling and less wear.

Note: Please add color code to part number when ordering: G - black and R - red.
98119 1958-64 all 25.99 set
98120 1965-70 all 25.99 set
98117 1971-90 all 24.99 set
98123 1991-96 Impala/Caprice 25.99 set



Adjustable Polyurethane End Links

Installing better handling and stability just got a lot easier with Energy's Adjust-A-Link. The end links include two different height bushings which enable you to mix and match to obtain the optimal length. Each set number offers 1/2" of adjustability in 1/4" increments. Energy's Adjust-A-Link will accommodate lengths of 2 3/4" to 6 3/8" with no coverage gaps.

2-3/4" - 3-1/4" 70mm-83mm
98162G black 25.99 set
98162R red 25.99 set
3-3/8" - 3-7/8" 86mm-99mm
98163G black 25.99 set
98163R red 25.99 set
4" - 4-1/2" 102mm-115mm
98164G black 25.99 set
98164R red 25.99 set
4-5/8" - 5-1/8" 117mm-130mm
98165G black 25.99 set
98165R red 25.99 set
5-1/4" - 5-3/4" 133mm-146mm
98166G black 25.99 set
98166R red 25.99 set
5-7/8" - 6-3/8" 133mm-146mm
98167G black 25.99 set
98167R red 25.99 set

Sway Bars Bushing



PE191106G

PE191158R

USA

1965-94 Sway Bar Bushings w/Clamps

Prothane offers precision-made, yet universal sway bar bushing sets that deliver maximum performance. The same formulated performance compound found in their other bushings is used here, giving you superior handling over the stock rubber units. A wide variety of Prothane sway bar bushings is available to cover all popular applications. Your choice of standard brackets or greasable brackets.

Note: Please add color code to part number when ordering: G - black and R - red.

Includes Standard Brackets

PE191106	1965-94	3/4"	13.99 set
PE191107	1991-94	13/16"	13.99 set
PE191108	1971-76	7/8"	12.99 set
PE191110	1973-76	1"	12.99 set

Includes Greasable Brackets

PE191154	1965-94	3/4"	14.99 set
PE191155	1991-94	13/16"	14.99 set
PE191156	1971-76	7/8"	13.99 set
PE191158	1973-76	1"	13.99 set

ENERGY
 SUSPENSION



35183G

35183R

1991-96 Sway Bar Bushing w/Clamps Set

Dollar for dollar, performance polyurethane sway bar bushings offer the greatest improvement in performance among all the polyurethane products! They make the vehicle's sway bar system much more effective - like adding a larger, higher performance sway bar! Complete with zerk fittings and utilizing a unique channel design, allowing grease to flow to all inner bushing surfaces. This innovative design will virtually eliminate any possible squeaking. Fits 1991-96 full size models with 30mm bar.

35183G	1991-96	black	28.99 pr
HB1155	1991-96	red	28.99 pr



95154G

95165R

Greasable Sway Bar Bushing w/Clamps Set

Energy Suspensions greasable polyurethane sway bar to frame bushing and bracket set. Energy Suspension performance polyurethane sway bar bushings offer the greatest improvement in performance among all the products Energy offers. They make a vehicle's sway bar system much more effective. Increased efficiency, and easy installation are just some of the reasons these products are so popular. Made of Hyper-Flex™ polyurethane, lasts longer than O.E. rubber bushings.

Note: Please add color code to part number when ordering: G - black and R - red.

95154	with 5/8" bar	25.99 set
95155	with 11/16" bar	25.99 set
95156	with 3/4" bar	25.99 set
95157	with 13/16" bar	25.99 set
95158	with 7/8" bar	25.99 set
95160	with 15/16" bar	25.99 set
95161	with 1" bar	25.99 set
95162	with 1-1/16" bar	25.99 set
95164	with 1-1/8" bar	25.99 set
95165	with 1-1/4" bar	25.99 set



CN500300

HB1155

12240

1958-79 Sway Bar Bushings

Replacement sway bar bushings for 1958-79 full size models. Each bushing will replace the original exactly.		
CN500300	1958-70	3/4" 13.99 pr
HB1155	1971-79	7/8"-15/16" 8.99 pr
12240	1971-75	1" 8.99 pr



1971-81 Sway Bar Bushing

Replacement front sway bar bushings for 1971-81 full size models. This rubber bushing includes a 1" diameter hole and is installed on the front sway bar on most models that included a heavy-duty or high-performance suspension. Sold individually. 2 required per vehicle. For models with a 1"-1-1/8" sway bar.

371773	1971-81	1"-1-1/8"	7.99 ea
--------	---------	-----------	---------

New!



GN111028

GN111026

GN111025

GN111029

1980-96 Sway Bar to Frame Bushings

Replacement sway bar to frame bushings for 1980-96 full size models. These replacement sway bar bushings will replace the original exactly. Each bushing measures from 1" to 1-1/4" and features a knob on bottom. For clamps without tabs. Sold in pairs.

No Tabs

GN111028	1980-96	1"	6.99 pr
GN111024	1980-96	1-1/16"	5.99 pr
GN111026	1980-96	1-1/8"	9.99 pr
GN111027	1980-96	1-3/16"	6.99 pr
GN111025	1980-96	1-1/4"	9.99 pr
GN111029	1980-96	1-5/16"	9.99 pr



1971-86 Front Sway Bar Bracket

U-shape bracket used to hold the inner sway bar bushing and the sway bar to the subframe. This is a reproduction sway bar bracket. Replaces the original exactly.

406887	1971-86	12.99 ea
--------	---------	----------

New!



side view

Universal Front Sway Bar Bracket

These universal front sway bar end link brackets are for cars and trucks that did not come from the factory with a sway bar end link mount on the lower control arm. This is a universal bracket sold as a service part, it may not work on all vehicles. Sold individually.

FSB911	tab style LH or RH	4.99 ea
--------	--------------------	---------

Suspension Sets



USA **1958-96 SHOCKwave Front Suspension System** **▲**

The SHOCKwave front air bag system is a completely bolt-in suspension system that requires no welding. SHOCKwave systems have adjustable shock valving to allow tuning of the ride quality and handling performance of your vehicle. With the single adjustable unit, compression and the rebound of can be adjusted between 16 settings. With the triple adjustable unit, you can adjust both the rebound and the compression independently. 1958-70 kits include: 2 SHOCKwave air spring/shock units, 2 tubular upper control arms and 2 tubular lower control arms. 1991-96 set does not include control arms.

Important: Dropped spindles are not recommended on 1991-96 models.
Note: Shipped overweight.

Front - Single Adjustable	
Includes Tubular Control Arms	
SKW1021T 1958-64.....	2504.99 kit
SKW1048T 1965-70.....	2604.99 kit
11312401 1991-96.....	994.99 set
Front - Triple Adjustable	
Includes Tubular Control Arms	
SKW1048TT 1965-70.....	3764.99 kit



USA **1959-64 Front/Rear Air Suspension Set** **▲**

Air Suspension system for 1959-64 Impala/full size models. Front includes: HQ Series single adjustable front ShockWaves, StrongArm tubular upper control arms with ball joints and bushings, StrongArm tubular lower control arms with ball joints and bushings, Rear system includes: Air Spring with brackets, HQ Series single adjustable rear shocks, rear lower StrongArms, rear upper StrongArm, and Panhard bar kit.

Important: Must be used with shock spindles. Some cars have two rear upper control arms and will need an additional StrongArm.

11060298 1959-64 front and rear....	4819.99 set
-------------------------------------	-------------



USA **1958-70 Front Suspension Kit** **▲**

- Features:**
- Direct replacement for factory suspension.
 - Radical improvement to ride quality and handling performance.
 - Dual rate front and rear coil springs offer ride quality and crisp handling.
 - Delrin front control arm bushings eliminate unwanted movement and static friction in front suspension.
 - Tall ball joints improve OEM camber curve for a more stable feel through the corners.
 - Larger front and rear sway bar minimizes body roll.
 - Delrin sway bar bushings eliminate movement and static friction in the sway bar to improve ride quality and handling performance.
 - Drop spindles allow for lowered stance without compromising compression travel.

USA **1958-64 StreetGrip System** **▲**

One of the most iconic cars of the time, the 1958-64 Impala/full size was the best selling in America; a fact that is easily backed up by the number of vehicles still on the road today! This extremely popular car included the most expensive passenger model through 1965... but despite the luxury, the suspension just didn't hold up that well for the last 50 years. The StreetGrip system will give you the superior ride quality, handling performance, and stance that you've been missing! This set includes drop spindles to allow for a great stance without compromising compression travel!

Recommendation: Recommend the RideTech Bushing Installation/Removal tool - \$500009 for those who do not have a press to remove and install bushings.

Note: Shipped overweight.

11055010 1958-64 small block.....	2884.99 set
11055110 1958-64 big block.....	2884.99 set



USA **1958-70 Front/Rear Suspension Set** **▲**

Coilover system for 1959-70 Impala. Includes: HQ Series front coilovers, front upper and lower StrongArms, rear upper and lower StrongArms, HQ Series rear shocks, rear coil springs, front and rear MuscleBars.

11060202 1959-64.....	5144.99 set
11290202 1965-66.....	5329.99 set
11300202 1967-70.....	5329.99 set



USA **1965-93 Level 1 Suspension Kit** **▲**

The QA1 Level 1 suspension handling kit is an ideal choice for people seeking a more aggressive stance, better ride and handling than their Chevrolet B-Body. This level 1 kit includes a front and rear 18-way single adjustable Pro coilover shocks, front sway bar kit, thrust bearing kit, heavy-duty tie rod adjuster sleeves, and spanner wrench. Installed, you get greatly improved handling performance, the stance you want, and ride quality you are looking for. This QA1 suspension kit is designed for easy bolt on installation.

Note: *Front sway bar works with stock control arms.
Note: Shipped double overweight.

HK10GMB2* 1965-68 level 1.....	2027.99 kit
HK21GMB4 1977-93 level 1.....	2050.99 kit



USA **1965-93 Level 2 Suspension Kit** **▲**

The QA1 Level 2 suspension handling kit is an ideal choice for people seeking a more aggressive stance, better ride and handling than their Chevrolet B-Body. This kit includes front and rear 18-way double adjustable QA1 pro coilover shocks, front upper and lower street performance tubular control arms, front and rear sway bar kits, adjustable panhard bar (1965-70), adjustable upper rear trailing (arm/arms), tubular lower trailing arms for 1965-70 models, boxed lower trailing arms for 1977-96 models, thrust bearing kit, tie rod adjuster sleeves, and spanner wrench. Installed, you get excellent handling performance that is adjustable to your needs, the stance you want, and ride quality you are looking for. Designed for easy bolt on installation.

Note: *1965-70 vehicles equipped with a 12 bolt rear end require a second upper trailing arm, sold separately.
1965-68 order #329QA, 1969-70 order #3298QA.

Note: Shipped double overweight.

HK02GMB2* 1965-68 level 2.....	5126.99 kit
HK02GMB3* 1969-70 level 2.....	5126.99 kit
HK22GMB4 1977-93 level 2.....	4866.99 kit



WARNING: Cancer and Reproductive Harm - www.P65Warnings.ca.gov

Suspension Sets



1965-70 Front/Rear Air Suspension Set

Air Suspension System for 1965-70 Impala/full size models. Includes: HQ Series front Shockwavs, upper and lower StrongArms, rear CoolRide with HQ Series shocks, rear upper and lower StrongArms, front and rear MuscleBars.

11290298 1965-66..... 5144.99 set
11300298 1967-70..... 5144.99 set



RidePRO 4 Way Compressor/Controller System

Looking for an analog solution to your air suspension system? Skip the computers and use this manual RidePRO set! Includes: one compressor, one 3 gallon tank, analog control panel, 4 way solenoids, wiring harness, air hose, and fittings. This set will raise and lower your vehicle in approximately 3-5 seconds.

Note: Shipped overweight.
30154000 RidePRO..... 1369.99 set



Manual Inflation Air Hose Set

This is an air inflation hose kit that can be used to manually inflate your AirRide system. If you have not decided yet on which compressor system you want to use, this is an inexpensive way to raise and lower your AirRide suspension. Includes fittings.

AK90 hose..... 44.99 set



1971-96 Big Wheel Suspension Kit

QA1's performance big wheel suspension kit with adjustable coilovers for (Big Wheel) 1971-96 Impala or Caprice models. Fit up to 28" wheels on your Caprice or Impala with a complete bolt-in suspension system. It has everything you need to get your Donk sitting right while giving you a better ride. Get the perfect look by easily adjusting your ride height with front and rear coilovers. Dial in the exact style you want in minutes with the included spanner wrench. Get your wheel and tire package to fit with adjustable trailing arms that center your rear axle in the wheel well. This gives you more clearance for up to 28" wheels on 1977-90 models and 26" wheels on 1991-96 models. Parts come ready-to-install with all necessary hardware.



1971-96 Big Wheel Suspension Kit

QA1's performance big wheel suspension kit with adjustable coilovers for (Big Wheel) 1971-96 Impala or Caprice models. Fit up to 28" wheels on your Caprice or Impala with a complete bolt-in suspension system. It has everything you need to get your Donk sitting right while giving you a better ride. Get the perfect look by easily adjusting your ride height with front and rear coilovers. Dial in the exact style you want in minutes with the included spanner wrench. Get your wheel and tire package to fit with adjustable trailing arms that center your rear axle in the wheel well. This gives you more clearance for up to 28" wheels on 1977-90 models and 26" wheels on 1991-96 models. Parts come ready-to-install with all necessary hardware.


Note: Shipped double oversize.

Level 1 Big Wheel Suspension Set
Level 2 set includes rear QA1 performance single adjustable aluminum coilovers.

BW01GMB4 1971-76 level 1 2507.99 kit
BW01GMB5 1977-90 level 1 2554.99 kit
BW01GMB6 1991-96 level 1 2554.99 kit

Level 2 Big Wheel Suspension Set
Level 2 set includes rear QA1 performance double adjustable aluminum coilovers.

BW02GMB4 1971-76 level 2 5255.99 kit
BW02GMB5 1977-90 level 2 5262.99 kit
BW02GMB6 1991-96 level 2 5262.99 kit



W2062 OE Body Mount Bushing Set



W2101 OE Body Mount Bushing Set



1958-70 OE Body Mount Bushing Set

Classic Industries® has the finest quality body mount bushings the market has to offer and it's all included in one convenient set. Manufactured from dense molded SBR to factory specifications for originality. Each set contains all bushings, upper and lower shouldered bushings with steel sleeve inserts (where required) to mount the body to the frame. Replacing the original bushings with OE style rubber bushings is a sure way of retaining originality and mounting the body exactly the way the factory intended.

Note: *Manufactured in correct hardened cantboard material.

W2062*	1958-60	convertible.....	49.99 set
W2052	1958	exc. conv.....	99.99 set
W2070	1959	exc. conv.....	99.99 set
W2110	1960-64	exc. conv.....	39.99 set
W21101	1961-64	convertible.....	59.99 set
BM1003B	1965-66	2 dr h/dtp/edan.....	84.99 set
BM1004B	1965-66	convertible.....	89.99 set
BM1005B	1967-68	2 dr h/dtp/edan.....	79.99 set
BM1006B	1967-68	convertible.....	99.99 set
BM1007B	1969-70	2 dr h/dtp/edan.....	79.99 set
BM1008B	1969-70	convertible.....	89.99 set




ENERGY SUSPENSION Universal Body Mount Bushings

Aluminum body mounts are too harsh for street use and tend to break, causing damage to other parts. Energy Suspension's specially formulated polyurethane body mount sets combine the best qualities of both—they're soft enough for a smooth ride, and yet rugged enough for the most demanding road or track. Bushing 1 measures: 2-1/4" o.d. x 0.81". Bushing 2 measures: 2" o.d. x 0.44".

94101G black..... 32.99 set

Body Mount Bushings



34167R




34138G

1960-96 Body Mount Bushing Set

Classic Industries® offers polyurethane bushings for full size models. These unique bushings are designed to never wear out as conventional bushings do. These unique bushings are self-lubricating, never squeak, are weather resistant and are produced using the latest polyurethane materials. Replace your original body mount bushings with these new polyurethane style bushings. These sets will replace all of your body mount bushings.

*Note: *Steel sleeves and washers are not included with this bushing set.*

Model	Year	Color	Price
Sedan and Wagon			
34166G	1960-64	black	149.99 set
34166R	1960-64	red	151.99 set
Convertible			
34167G	1961-64	black	213.99 set
34167R	1961-64	red	214.99 set
2 Door Hardtop			
34138G	1965-70	black	104.99 set
34138R	1965-70	red	104.99 set
Except Police and Taxi			
34145G	1991-96	black	136.99 set
34145R	1991-96	red	136.99 set
Police, Taxi, and Race Cars			
34136G*	1991-96	black	164.99 set
34136R*	1991-96	red	164.99 set



PE71340R



1965-70 Body Mounts

With Prothane's polyurethane body mount bushings, you can drastically improve your ride in just a few hours. These high-quality polyurethane bushings not only outperform even new OE rubber bushings, but they also last much longer and are less prone to deteriorate. They give you extra rigidity for excellent handling, and yet are forgiving enough for those long hauls.

PE71340G	1965-70	2 door hardtop	124.99 set
PE71340R	1965-70	2 door hardtop	124.99 set

New!



BM1033



BM1034


1971-90 Body Mount Bushings

Reproduction 1971-90 Impala, Bel Air, Biscayne, and Caprice body mount bushings. These sets contain all bushings needed to mount your body to the frame. Bushings are made of high grade, non-recycled, styrene-butadiene rubber (SBR) for excellent abrasion and crack resistance, and good aging characteristics. Where applicable, all necessary steel sleeve inserts are included. These replacement bushings work just as well as, if not better than, the factory parts. With their excellent fit, finish, and function, they are ideal for restorations or repairs.

BM1033	1971-76	coupe, sedan....	199.99 set
BM1034	1977-90	coupe, sedan....	199.99 set



R1034



W21103

1967-70 Body Mount Bushing Bolt Set

A set of body mount bushing bolts that will replace the existing rusted or broken originals. Includes all necessary bolts to mount the body to the frame.

R1034	1961-64	hardtop/sedan.....	37.99 set
W21103	1961-64	convertible models ..	21.99 set
W2398	1965-66	2 dr hardtop/sedan ..	21.99 set
W2399	1965-66	convertible.....	27.99 set
W2400	1967-68	2 dr hdtp/sedan/ conv	21.99 set
W2401	1969-70	2 dr hdtp/sedan/ conv	21.99 set



1958-63 Body Mount Shims

Reproduction body mounting shims for 1958-63 full size models. Manufactured in the correct shape and thickness for a proper fit. Sold as a set of ten.

152630	1958-63.....	18.99 set
--------	--------------	-----------



1964-72 Body Alignment Shims

Shims are very important items when installing and aligning sheet metal. Used to align body panels, these shims are available in various thicknesses to suit most alignment situations. Please check your originals to be sure you are ordering the correct size and number of shims necessary for your replacement. Sold in sets of 10. Amount required varies.

C2001	1964-72	6mm.....	10.99 set
-------	---------	----------	-----------



C2004



Universal Body Shims

Correct zinc-plated body shims used on various GM vehicles. Available in 10 or 50 piece sets.

1-1/4" x 1-1/8" with 3/8" Bolt Slot			
C2005	1/16"	10 piece.....	5.99 set
A3155	1/16"	50 piece.....	17.99 set
31551	1/16"	individual.....	.69 ea
C2004	1/8"	10 piece.....	5.99 set
A3156	1/8"	50 piece.....	22.99 set
31561	1/8"	individual.....	.59 ea
1-3/4" x 1-1/4" with Offset 1/2" Bolt Slot			
A2452	1/16"	50 piece.....	25.99 set
A2453	1/8"	50 piece.....	19.99 set

Coil Springs

New!



SMS658A

1958-88 Front Coil Springs

Replace your front springs with original style reproduction springs. Each spring is designed to fit as original and features the correct spring rate. We stock a large variety of OE style springs for fast delivery. Be sure you're getting the correct springs for your year and model with Classic Industries' replacement coil springs.

For a complete list of 1958-88 coil spring applications visit www.classicindustries.com.

Note: *Except station wagon models.

SMS658A	1958	6 cyl.....	97.99	pr
SMS658A	1958	V8.....	97.99	pr
SMS658A	1958	wagon.....	97.99	pr
SMS6084	1958	all, HD.....	96.99	pr
SMS6084	1959-60	6 cyl, ex. com.....	96.99	pr
SMS6000	1959	6 cyl com.....	86.99	pr
SMS6004	1960	6 cyl com w/o AC.....	89.99	pr
SMS6000	1960	6 cyl com w/o AC.....	86.99	pr
SMS6000	1959-60	V8, w/o AC.....	86.99	pr
SMS6004	1959-60	V8, w/o AC.....	89.99	pr
SMS6000	1961-62	6-cyl w/o AC.....	86.99	pr
SMS6004	1961-62	6-cyl w/o AC.....	89.99	pr
SMS6000	1961-62	V8, w/o AC, ex SS.....	86.99	pr
SMS6004	1961-62	V8, w/o AC, ex SS.....	89.99	pr
SMS658A	1961-62	V8, SS.....	97.99	pr
SMS658A	1961-62	wagon.....	97.99	pr
SMS6084	1963-64	L6 w/o AC, ex SS.....	96.99	pr
SMS6000	1963-64	L6 w/AC, ex SS.....	86.99	pr
SMS6084	1963-64	409, SS.....	96.99	pr
SMS6084	1963-64	6 cyl, wagon.....	96.99	pr
SMS6000	1963-64	V8, w/o AC, ex SS.....	86.99	pr
SMS6004	1963-64	V8, w/o AC, ex SS.....	89.99	pr
SMS6084	1963-64	SB, w/o AC, SS.....	96.99	pr
SMS658A	1963-64	SB, w/o AC, SS.....	97.99	pr
SMS658A	1963-64	409, SS.....	97.99	pr
SMS6000	1963-64	SB, wgn, w/o AC.....	86.99	pr
SMS658A	1963-64	SB, wgn, w/AC.....	97.99	pr
SMS6084	1963-64	409, wgn, w/o AC.....	96.99	pr
SMS6004	1963	409, wgn, w/AC.....	89.99	pr
SMS658A	1964	409, wgn, all.....	97.99	pr
SMS6192	1965-68	6 cyl, 4 dr, std.....	93.99	pr
SMS6192	1965-68	6 cyl, 4 dr, HD.....	94.99	pr
SMS6192	1965-68	SB w/o AC.....	93.99	pr
SMS6304	1965-68	SB with AC.....	99.99	pr
SMS6084	1965-68	BB w/o AC.....	97.99	pr
SMS658A	1965-68	BB with AC.....	97.99	pr
SMS6304	1969-70	6 cyl, std.....	99.99	pr
SMS6322	1969-70	6 cyl, HD.....	97.99	pr
SMS6304	1969-70	SB.....	99.99	pr
SMS6304	1969-70	BB w/o AC.....	99.99	pr
SMS6322	1969-70	BB with AC.....	99.99	pr
SMS6356	1971-72	V8.....	107.99	pr
SMS8000	1973	SB w/o AC.....	109.99	pr
CS5268	1974-75	SB w/o AC.....	124.99	pr
SMS8000	1973-75	SB with AC.....	109.99	pr
CS5030	1973	BB w/o AC.....	131.99	pr
CS874	1973	BB with AC.....	99.99	pr
CS874	1974-75	BB w/o AC.....	99.99	pr
CS5282	1974-75	BB with AC.....	184.99	pr
CS5032	1976	BB w/o AC.....	114.99	pr
CS6446	1976	BB with AC.....	129.99	pr
CS5376	1977-79	V8, w/o AC, std.....	93.99	pr
CS78	1977-79	V8, w/o AC, std.....	120.99	pr
CS584	1977-79	V8, w/o AC, HD.....	109.99	pr
CS5030	1977-79	V8, w/o AC, HD.....	131.99	pr
CS5404	1980-88	V8.....	117.99	pr

New!



SMS661

SMS609V

1958-96 Rear Coil Springs

Replace your rear springs with original style reproduction springs. Each spring is designed to fit as original and features the correct spring rate. We stock a large variety of OE style springs for fast delivery. Be sure you're getting the correct springs for your year and model with Classic Industries' replacement coil springs.

For a complete list of 1958-96 coil spring applications visit www.classicindustries.com.

Note: *Except station wagon models.

Standard Replacement

SMS661*	1958	6 cylinder.....	97.99	pr
SMS661*	1958	V8.....	97.99	pr
SMS6041	1958-64	wagon.....	94.99	pr
SMS661*	1959-60	6 cylinder.....	97.99	pr
SMS661*	1959-60	V8.....	97.99	pr
SMS6033*	1959-64	all - HD.....	97.99	pr
SMS6033*	1961-62	6 cylinder.....	97.99	pr
SMS661*	1961-62	V8.....	97.99	pr
SMS661*	1963-64	6 cylinder, V8.....	97.99	pr
SMS6187	1965-68	all - standard.....	76.99	pr
SMS6131	1965-68	all - HD.....	84.99	pr
SMS6431	1969-70	all.....	76.99	pr
SMS6363	1971-73	all - standard.....	77.99	pr
CS5455	1974-76	all - standard.....	102.99	pr
SMS5549	1971-76	all - HD.....	75.99	pr
CS5245	1977-79	all.....	59.99	pr

Variable Rate

SMS609V	1965-68	all.....	102.99	pr
MY601V*	1969-70	exclude wagon.....	88.99	pr
SMS607V	1969-70	wagon.....	79.99	pr
SMS611V	1971-72	all.....	89.99	pr
SMS613V	1973-76	all.....	99.99	pr
CC623	1977-96	wagon.....	74.99	pr
CC621	1977-96	sedan.....	79.99	pr



GW850

1958-96 Performance 1" Drop Coil Springs

These coil springs have been measured and tested to provide proper spring rates to eliminate the bobble and bounce, delivering a great ride with responsive handling. These springs will reduce the ride height by approximately one inch and give the car a slight attitude. Sold in pairs.

Note: *Except station wagon models.

Front

GW830	1958-64	SB.....	172.99	pr
GW848	1958-64	BB.....	181.99	pr
GW860	1965-68	SB.....	178.99	pr
GW870	1965-68	BB.....	181.99	pr
GW890	1969-70	SB.....	175.99	pr
GW810	1994-96	all.....	198.99	pr

Rear

GW850*	1958-64	all.....	185.99	pr
GW850*	1965-68	all.....	178.99	pr

New!



FC6000D

1958-70 Performance Drop Coil Springs

CFP performance drop front coil springs are an ideal choice for people seeking a more aggressive stance, better ride and handling from their 1958-70 Chevrolet full size models. Installed, you get greatly improved handling performance, the stance you want, and ride quality you are looking for. Sold in pairs, black powder coated.

Front	FC6000D	1958-64	SB - 2.5" drop	139.99	pr
	FC6000D	1958-64	BB - 3" drop.....	139.99	pr
	FC6192D	1965-70	SB - 1.5" drop	139.99	pr
	FC6000D	1965-70	BB - 2" drop.....	139.99	pr

New!



RCS661D

RCS6041D

1958-70 Performance Drop Coil Springs

CFP performance 1-1/2" drop rear coil springs are an ideal choice for people seeking a more aggressive stance, better ride and handling from their 1958-64 Chevrolet B-Body. Installed, you get greatly improved handling performance, the stance you want, and ride quality you are looking for. Coil springs are sold in pairs and are black powder coated.

Note: *Except station wagon models.

Rear	RCS661D*	1958-64	all - 1.5" drop	139.99	pr
	RCS6041D	1958-64	wgn - 1.5" drop	139.99	pr
	RCS6187D*	1965-70	all - 1.5" drop	139.99	pr

New!



1958-70 Rear Coil Spring Retainers

Reproduction rear coil spring to control arm retaining brackets for 1965-70 Chevrolet full size models. These reproduction brackets are manufactured from a high quality stamped steel to factory specifications. Includes LH and RH brackets and mounting hardware.

Y3002P	1965-70	LH and RH.....	79.99	pr
--------	---------	----------------	-------	----

Coilovers



Front Coil Spring Insulator

Molded rubber front coil spring insulators that mount between the coil springs and the frame. These insulators will help keep the springs from riding on the frame metal to metal. Coil spring insulators were not original on all vehicles but can be used on most coil spring application with a 3.630" - 4.300" inner diameter coil spring. This insulator is 1/4" thick. Sold individually. Measures: 5-5/16" o.d., 3-3/4" i.d., lip height 7/16".

Note: These insulators will increase ride height equal to the thickness of the insulator.
 W1006 2 required..... 12.99 ea

1958-77 Front or Rear Coil Spring Spacer

Reproduction 9/16" coil spring spacer for 1958-77 models. This spacer is manufactured from durable EPDM rubber and was used correct the ride height on vehicles that did not sit level. Will raise the ride height approximately 1/2". Fits front or rear, order as needed.

14927 1958-77 LH or RH..... 16.99 ea



1971-96 Rear Coil Spring Isolators

Rear upper coil spring isolators from Prothane look great and reduce noise. Their polyurethane construction solves the common problem of worn out original rubber pads. 1/4" thick, 2-1/8" i.d., (71-90 3-1/16" o.d.) (91-96 3-1/2" o.d.) Available in black or red.

PE71706G 1971-90 black..... 7.99 pr
 PE71706R 1971-90 red..... 7.99 pr
 PE71710G 1991-96 black..... 6.99 pr
 PE71710R 1991-96 red..... 6.99 pr



Universal Coil Spring Isolators

These polyurethane coil spring isolators are made of superior HYPERFLEX polyurethane material. Saves replacing again and again lasting from 3 to 10 times longer than rubber isolators.

96106R 2-1/8" i.d. 4-1/8" o.d..... 15.99 set
 96120R 3-3/4" i.d. 5-7/16" o.d..... 32.99 set



AME Adjustable Spanner Wrench

All-important tools for adjusting coilover shocks and struts. Feature rubberized handles for non-slip convenience. This special adjustable spanner wrench fits virtually all applications.


AM401100 54.99 ea



1958-96 Front Coilover Set

Aldan American's front coilover conversion sets are designed to set your stance and ride firmness exactly where you want it. Includes single adjustable coilover shocks with 6 way adjustable valving. Coilovers deliver superior handling and ride quality for a drastic improvement over stock shocks and springs. These coil springs are designed to fit directly into the factory, upper spring pockets. Coilovers are engineered for use with factory, or aftermarket control arms. Made in USA.

300134 1958-70 small block..... 659.99 pr
 300135 1958-70 big block..... 659.99 pr
 300132 1978-96 all..... 659.99 pr



1958-96 Front Coilover System

QA1's adjustable front coilover system for 1958-96 Impala and Caprice models are engineered from the ground up to offer unmatched performance over stock suspension setups. Designed specifically for replacing the factory shocks and springs. This combination offers ride height adjustment and variable position valving adjustment for performance not found in other kits.

Single: 18 way single adjustable shocks are tailored for street driven vehicles that also hit the track.
 Double: 18 way tunability for rebound and compression allows you to dial in your suspension for any driving condition.

Single Adjustable
 YC110706 1958-70 450 lb/in..... 699.99 pr
 YC110697 1958-70 550 lb/in..... 699.99 pr
 YC110698 1958-70 650 lb/in..... 699.99 pr
 GS507105C 1971-96 500 lb/in..... 699.99 pr
 GS507106C 1971-96 600 lb/in..... 699.99 pr

Double Adjustable
 YC110706 1958-70 450 lb/in..... 899.99 pr
 YC110707 1958-70 550 lb/in..... 899.99 pr
 YC110708 1958-70 650 lb/in..... 899.99 pr
 GD507105C 1971-96 500 lb/in..... 899.99 pr
 GD507106C 1971-96 600 lb/in..... 899.99 pr



1958-76 Rear Coilover System

QA1's adjustable rear coilover system for 1958-76 Impala and Caprice models will give you the ride height you are looking for while offering comfort and performance. Allows you to fine tune or dial in your ride. This combination offers ride height adjustment and variable position valving adjustment for performance not found in other kits. Easy bolt-on installation.

Single: 18 way single adjustable shocks are tailored for street driven vehicles that also hit the track.
 Double: 18 way tunability for rebound and compression allows you to dial in your suspension for any driving condition.

Single Adjustable
 RCK52386 1958-70 170 lb/in..... 826.99 pr
 RCK52387 1958-70 200 lb/in..... 826.99 pr
 RCK52388 1958-70 220 lb/in..... 826.99 pr
 RCK52361 1971-76 250 lb/in..... 779.99 pr
 RCK52362 1971-76 300 lb/in..... 779.99 pr

Double Adjustable
 RCK52389 1958-70 170 lb/in..... 1035.99 pr
 RCK52390 1958-70 200 lb/in..... 1035.99 pr
 RCK52391 1958-70 220 lb/in..... 1035.99 pr
 RCK52364 1971-76 250 lb/in..... 977.99 pr
 RCK52365 1971-76 300 lb/in..... 977.99 pr



Adjustable Coilover Spanner Wrench

Spanner wrench, fully adjustable - Universal with any hook groove style coilover shock. Fully adjustable for various size lock nuts and retainers. Steel frame construction with comfort grip rubber handle. Made in USA.

WR11241 universal..... 39.99 ea

Shock Absorbers

GR-2



1958-96 GR-2 Gas Shock

KYB's GR-2 series is specially designed to deliver a smooth, comfortable ride. A patented check valve minimizes foaming and aeration to make sure the ride stays smooth, even under rough conditions. For that new car ride purchase a set of GR-2 series shocks, struts, or cartridges.

Note: *Except 1958-60 with air suspension. **Except police and taxi.

Front	1958-64	all	32.99 ea
KY343127*	1965-70	all	30.99 ea
KY343127**	1971-96	sedan	32.99 ea
KY344081	1971-96	police & taxi	34.99 ea
KY343127	1971-96	station wagon	32.99 ea

Rear	1958-96	all	29.99 ea
KY343130*	1971-96	station wagon	26.99 ea




1958-96 Gas-a-Just Shock

KYB's Gas-a-Just shocks are designed to deliver maximum driving control and performance. Gas-a-Just's higher gas pressure keeps trits glued to the road while its high strength, mono-tube configuration provides extra rugged durability and fade free performance. For a high-performance ride purchase a set of Gas-a-Just Shocks.

Note: *Except 1958-60 with air suspension. **Except police and taxi.

Front	1958-64	all	43.99 ea
KG4550*	1965-70	all <td>44.99 ea</td>	44.99 ea
KG4515**	1971-96	sedan	44.99 ea
KG4548	1971-96	police and taxi	54.99 ea
KG4515	1971-96	station wagon	44.99 ea

Rear	1958-96	all	43.99 ea
KG5504*	1977-96	station wagon	39.99 ea



1958-96 Rear Shock Kit

Aldan American Truck Line shocks are designed to work with factory or aftermarket rear end shock absorber setups. The shocks feature 2" bodies machined from 6061 T-6 billet aluminum providing a lightweight, high strength solution for reducing unsprung weight. They use factory shock mounting locations for an OE-quality fit. Gain improved handling and better ride quality with Aldan American Truck Line rear shocks.

100114	1958-96	single adjust.	519.97 pr
--------	---------	----------------	-----------



intuitive 16 position, positive click adjustment



1958-96 Bolt-in Shocks

Engineered to be the ultimate direct replacement shock absorber. Features all aluminum design for minimum weight, urethane bushings, and individually dyno-tested and calibrated to assure uniform performance. Threaded (3/8" x 2-1/2") stem mount is designed to fit into the upper mount of most vehicles, while the open crossbar and pin mount are manufactured with urethane bushings with 350% more material, improving load distribution and extending bushing life. "Deflective Disk Valving" in the pistons eliminates spring fatigue. Rebuildable if necessary. Made in USA. Sold in pairs. Available with single or double adjustment and non-adjustable factory preset valving for street performance applications.

Note: *1" shorter in stroke.

Non-Adjustable	1958-96	front	848.99 pr
14245515	1965-70	rear	848.99 pr
K142697	1965-85		

Single Adjustment	1958-64	front	658.99 pr
K822261*	1965-70	rear	648.99 pr
K141697	1965-70	rear	648.99 pr

Double Adjustment	1958-64	front	858.99 pr
K822262*	1965-70	rear	848.99 pr
14245515	1965-70	rear	858.99 pr
K822292	1958-64	rear	848.99 pr
K142697	1965-70	rear	848.99 pr



1958-96 Sensa-Trac Shock Absorber

Get the best shocks available for your vehicle. Sensa-Trac® shocks and struts have groove lube technology that features precision tapered grooves that allow fluid to flow freely around the piston, creating a smoother ride under the wide range of driving conditions. During emergency maneuvers or braking, the piston travels between the grooves firming up the ride for added safety and control when it is needed most.

Note: *Except police car. **Without air suspension.

Bel Air/Biscayne	1958-64	front	42.99 ea
5765	1958-64	rear	36.99 ea
5766	1965-75	front	35.99 ea
5801	1965-75	rear	28.99 ea
5802	1965-75	rear	28.99 ea

Caprice	1966-96	front	35.99 ea
5801	1966-81	rear	28.99 ea
5802	1982-96	rear - station wagon	28.99 ea
5955*	1982-96	rear - sedan & coupe	26.99 ea

Impala	1958-64	front	42.99 ea
5765**	1958-64	rear	36.99 ea
5766**	1965-70	front	35.99 ea
5801	1965-85	front	49.99 ea
5802	1965-70	rear	26.99 ea
5955*	1982-85	rear	26.99 ea
5906	1994-96	front	46.99 ea
5906	1994-96	rear	36.99 ea



1958-90 Drag Shock

Lakewood drag shocks feature state-of-the-art 10 stage valve design which provides excellent steering line reaction and stable high speed operation, superior to any other shock on the market today. These shocks feature multiple valve stages, as the vehicles speed increases, the characteristics of the shock change. All Lakewood drag shocks will mount in the stock locations without modification.

9010 Series Front - Race Only

Will let the front end rise quickly to provide as much weight transfer as possible to the rear wheels on initial launch. Works best on vehicles where maximum rear wheel traction is required.

Important: These shocks are not designed for street use.

7030 Series Front - Street and Strip

Used for overall improved handling on the strip or when quick front end lift is not needed. Works best on medium to high horsepower vehicles with wide tires and low to medium horsepower vehicles with slicks. This is the perfect shock for vehicles that are driven both on the street and on the strip.

5050 Series Rear - Street and Strip

Used to properly load the rear wheels and prevent over reaction and wheel hop. This shock is the best overall choice for vehicles that are driven both on the street and the strip. Use with leaf or coil springs.

LW40300	1958-64	rear 50/50 Series	90.99 ea
LW40310	1958-64	rear 70/30 Series	88.99 ea
LW40101	1965-90	front 90/10 Series	88.99 ea
LW40112	1965-90	front 70/30 Series	88.99 ea
LW40300	1965-90	rear 50/50 Series	90.99 ea
LW40310	1965-90	rear 70/30 Series	88.99 ea



1958-96 Stocker Star Shock

QA1 offers Stocker Star Shocks in your choice of fixed, single adjustable and double adjustable configuration. The fixed, non-adjustable version is a rebuildable and revalveable shock for the budget conscious owner. The single adjustable shock lets you simultaneously change the compression and rebound with one knob, choosing 18 valving options. The double adjustable shock offers two knobs to adjust compression and rebound separately, resulting in 324 valving options to fine tune your ride for any type of driving. All shocks have polyurethane bushings and are sold individually. Two required per axle.

Note: Some disassembly or modification may be necessary to mount these shocks.

Front Shocks

559013	1958-90	non-adjustable	154.99 ea
559011	1958-90	single adjustable	198.99 ea
559012	1958-90	double adjustable	296.99 ea
559015	1958-96	non-adjustable	159.99 ea

Rear Shocks

559023	1958-90	non-adjustable	154.99 ea
559021	1958-90	single adjustable	198.99 ea
559022	1958-90	double adjustable	296.99 ea

Shock Absorbers

New!

Gabriel HD
 HD



GBS2118

GBS2051

1958-64 Classic Shock Absorber

Classic or collectible car owners can now have modern ride technology with the Gabriel Classic shock. Gas charged designs resist compression and improve rebound to keep your tires in contact with the road, while also reducing the fluid foaming that may degrade damping and lead to fade. Application tuned to meet the specific needs of your vehicle, Gabriel Classics ensure excellent handling, stability, and control, without compromising driving comfort. All Gabriel Classic shocks include a chromed piston rod to reduce wear and ensure proper seal lubrication.

GBS2118	1958-64	front	29.99	ea
GBS2051	1958-64	rear	27.99	ea

KONI



80401087

1965-96 Performance Shock Absorber

Koni front and rear shocks for 1965-96 Chevy full size models. Koni dampers are available in Special D adjustable, and STR.T non-adjustable for street driven vehicles. These high-quality shocks possess excellent road-handling properties with an exceptional level of comfort for performance applications. Each strut is backed by Koni with a limited lifetime manufacturer's warranty. Sold individually and in kits. Kits consist of 2 shocks and 2 struts.

80401087	1965-96	Special D	red	127.99	ea
80501046	1965-96	STR.T	orange	66.99	ea

Rear Shocks

80401088	1977-96	Classic	red	143.99	ea
80501047	1977-96	STR.T	orange	84.99	ea

Front and Rear Kit

KN468	1977-96	Special D	red	512.99	kit
KN469	1977-96	STR.T	orange	288.99	kit



S32066

1965-96 Full Size

Monro-Matic® Plus Shock Absorber

Get the best shocks available for your vehicle. Monro-Matic® Plus shock absorbers are nitrogen gas charged and feature velocity sensitive valving and all weather fluid, which offers full size models improved comfort at an economical price.

*Note: *Except police car.*

Bel Air/Biscayne

S32066	1965-75	front	31.99	ea
S33082	1965-75	rear	34.99	ea

Caprice

S32066*	1966-96	front	31.99	ea
S33082*	1966-96	rear	34.99	ea

Impala

S32066*	1965-85	front	31.99	ea
S33082*	1965-85	rear	34.99	ea
S33123	1994-96	front	20.99	ea



BN461104 - inner details



GN11203 - end details



BN461104

GN11203

1966-96 Full Size Shock

If you've never experienced the exhilaration of driving a vehicle equipped with Bilstein Shocks, you're in for a pleasant surprise. You'll soon discover there is quite literally, nothing like it. Bilstein's shock bodies are precision formed through a unique seamless extrusion process. This provides superior strength along with high finish tolerances that are usually associated with surgical instruments. The finished body is then mated with a solid, induction hardened steel chrome-plated and polished shaft, machined valving components and highest quality seals. Combined with extreme attention to detail, Bilstein provides you with the closest thing to a hand built shock available today. Conventional shocks slowly lose efficiency and eventually fail over a period of time causing excessive tire and suspension wear. Of all your suspension components, nothing works harder than your shock absorbers, making it critical you pick the right ones for your vehicle. Bilstein gas pressure shock absorbers are the least expensive, fastest way to dramatically improve the ride, handling and control of your vehicle. Plus, with Bilstein's limited lifetime warranty, you may never have to purchase shock absorbers again. Sold individually.

Front - 2 Required

BN461104	1966-72	Caprice.....	108.99	ea
BN461104	1975-85	Impala.....	108.99	ea
BN461104	1975-90	Caprice.....	108.99	ea
BN461516	1991-96	Caprice.....	106.99	ea
BN461104	1994-96	Impala SS.....	108.99	ea

Rear - 2 Required

GN111203	1975-77	Caprice.....	103.99	ea
GN111203	1975-85	Impala.....	103.99	ea
GN111203	1979-96	Caprice.....	103.99	ea
BN461517	1991-96	Caprice.....	100.99	ea
GN111203	1994-96	Impala SS.....	103.99	ea

New!

ACDelco



1986-89 ACDelco Shock

Keep your 1986-89 Chevrolet Caprice running smoothly with ACDelco premium gas charged shock. This is a direct replacement for your old worn out shocks. And for those vehicles with older springs.

<i>Note: Premium Gas Charged shocks are sold individually, 2 required per axle.</i>					
5506	1986-89	front	36.99	ea



1959-64 Lower Rear Shock Bolt

Reproduction of the often damaged or rusted lower rear shock mounting bolt. This essential bolt was utilized to correctly install the shock absorber to the lower spring mounting perch. For use with coil springs only. SAE thread 5/8" - 18 and 1/2" - 20.

B9297	1959-64	43.99	pr
-------	---------	-------	-------	----

New!

AMK



G4S86K



G7119K



G4S86K

1958-76 Front Shock Mounting Hardware

Reproduction front shock mounting hardware for 1958-76 full size models. This high quality hardware set features original style fasteners with the correct black phosphate & oil finish and headmarks.

Upper	G4S86K	1965-76	10 piece	12.99	set
-------	--------	---------	----------	-------	-------	-----

Lower

G7119K	1958-69	8 piece	12.99	set
--------	---------	---------	-------	-------	-----

G4S86K	1970-76	8 piece	13.99	set
--------	---------	---------	-------	-------	-----

Chassisworks



1958-64 Rear Air Bag System

Chassisworks' rear air bag system provides a simple air suspension solution for your 1958-64 Chevrolet full size. Using supplied hardware, the bag assembly is assembled and then bolted to the factory upper seat. The lower cup merely sets inside the factory lower spring seat. Includes bolt-on cups for OEM style control arms, air bags, and shocks. Cups are powder coated metal black.

<i>Note: Shipped oversize.</i>				
K581882D	1958-64	559.99	set

Rear Suspension



1958-96 Rear Lower Control Arms

Tubular rear lower control arms are designed to be a direct replacement of the stock arms and reduce the twisting loads at the frame bracket location. One of the weak links in the rear suspension is the frame bracket to the frame. As the suspension moves through it's travel, twisting loads are placed on the frame bracket. The harder the bushing used in these locations the greater the twisting loads are placed on the frame. Therefore realizing this problem we designed the new lower control arm with spherical bearing and rubber bushing. The bearing system mounted to the frame allows the rear suspension to move properly without placing twisting loads on the frame bracket. The bearing will allow the control arm to pivot or twist without shifting laterally. This also provides a smoother ride with less resistance and better rear end stability. Included is a special coil spring cushion that adds additional isolation for a quiet ride. Sold in pairs.

GW842 1958-64	397.99 pr
GW503 1965-70	397.99 pr
GW120 1994-96	340.99 pr



1958-70 Adjustable Rear Upper Control Arm

This adjustable upper control arm has a rubber bushing on the rear end side and a spherical bearing on the frame side. The arm allows you to adjust pinion angle without using the old style shims. The spherical bearing swivels and allows for the twisting action of the arm when the rear end goes over bumps and as the chassis rolls. This reduces the load on the frame bracket and frame cross member. The arm is powder coated black and is supplied with new mounting hardware.

GW94 1959-64 all	179.99 ea
GW51 1965-67 early 1967	178.99 ea
GW54 1967-70 late 1967	248.99 ea
GW53 1969-70 all	179.99 ea



1958-68 Heavy-Duty Adjustable Rear Upper Control Arm

This heavy-duty adjustable upper control arm has a spherical bearing on both ends of the control arm. This double bearing designed arm allows you to adjust pinion angle without using the old style shims. This type of upper control arm would be used with high horsepower cars either on the street or for drag racing applications. Also great for vehicles with hydraulics. The bearings are Teflon lined so no lubrication is required. By using a double bearing upper control arm additional side loads are reduced on the frame and rear end brackets. The arm is powder coated black and is supplied with new mounting hardware.

GW95 1959-64	218.99 ea
GW52 1965-68	215.99 ea



1958-64 Lower Rear Control Arms

These are upgraded reproduction versions of the lower rear control arms used on 1959-64 Chevrolet Impala, Bel Air, and Biscayne models. The arms are reinforced (boxed) for strength so they are great for vehicles equipped with hydraulic systems. These steel arms include the bushings and lower coil spring braces. Includes bushing that need pressing before installation.

B9296 1959-64 all	230.99 pr
-------------------------	-----------



1958-64 Rear Upper Torque Arm

Reproduction upper torque arm for 1959-64 full size models. This is a new stamped steel control arm with new bushings installed. Replace bent, cracked or crushed upper control arm. Sold as each.

Important: Check your vehicle to know how many upper torque arms you have. Your vehicle may have one or two arms.

B9298 1959-64	\$4.99 ea
---------------------	-----------



1958-64 Adjustable Upper Trailing Arm

Eliminate wheel hop and improve traction with these quality fabricated adjustable upper trailing arms for all 1959-64 full size models. Sold individually.

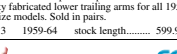
H1213 1959-64 adjustable	259.99 ea
--------------------------------	-----------



1958-64 Lower Trailing Arms

Eliminate wheel hop and improve traction with these quality fabricated lower trailing arms for all 1959-64 full size models. Sold in pairs.

H1313 1959-64 stock length	599.99 pr
----------------------------------	-----------



1965-70 Adjustable Upper Trailing Arm

Eliminate wheel hop and improve traction with these quality fabricated adjustable upper trailing arms for all 1965-70 full size models.

H1214 1965-66 adjustable	259.99 ea
H1215 1967-70 adjustable	259.99 ea



1965-70 Lower Trailing Arms

Eliminate wheel hop and improve traction with these quality fabricated lower trailing arms for all 1965-70 full size Chevrolet models. Sold in pairs.

H1314 1965-70 stock length	529.99 pr
----------------------------------	-----------



A659510B



A659520B

1959-64 Rear Tubular Trailing Arms Kit

Replace your worn out trailing arms with new CPP Totally Tubular arms. Original replacements include rubber bushings. Totally Tubular arms are a stronger alternative to the factory arms and include patented bushings that are self-lubricating and will outlast any material on the market. Available in black powder coated.

1 Upper Trailing Arm, 1 Pair Lower Trailing Arms

A659510B 1959-64 black	408.99 ea
------------------------------	-----------

2 Upper Trailing Arms, 1 Pair Lower Trailing Arms

A659520B 1959-64 black	538.99 ea
------------------------------	-----------



H1214



1965-70 Adjustable Upper Trailing Arm

Eliminate wheel hop and improve traction with these quality fabricated adjustable upper trailing arms for all 1965-70 full size models.

H1214 1965-66 adjustable	259.99 ea
H1215 1967-70 adjustable	259.99 ea



1965-70 Lower Trailing Arms

Eliminate wheel hop and improve traction with these quality fabricated lower trailing arms for all 1965-70 full size Chevrolet models. Sold in pairs.

H1314 1965-70 stock length	529.99 pr
----------------------------------	-----------

1 STEERING, SUSPENSION, REAR END & BRAKES

Rear Suspension



1985-96 QA1 Tubular Rear Trailing Arms

QA1 Performance Street Series control arms provide a better ride and improved handling performance. These control arms offer weight savings over the stock arms, use polyurethane bushings for comfort, durability and low friction movement, and contain a maintenance free ball joint for long lasting strength. Upper arms feature a light weight aluminum cross shaft and offer significant weight savings. Coilovers required, not compatible with factory coil springs and shocks.

Note: *LH or RH, sold individually, vehicles equipped with a 12 bolt rear end require a second upper control arm.

Upper Tubular - Non-Adjustable	
5295QA*	1965-68 12-5/8"..... 169.99 ea
5296QA*	1969-70 9-5/8"..... 169.99 ea
Upper Tubular - Adjustable	
5297QA*	1965-68 12-5/8"..... 219.99 ea
5298QA*	1969-70 9-5/8"..... 219.99 ea
5254QA	1971-96 LH and RH..... 350.99 pr
Lower Tubular - Non-Adjustable	
5294QA	1965-70 LH and RH..... 378.99 pr
Lower Tubular - Adjustable	
5201QA	1971-96 LH and RH..... 465.99 pr



1958 Rear Bushing Set

Freshen up the rear suspension of your 1958 full size model and smooth out your ride with a rear bushing set. Includes 10 bushings to service the rear suspension.

A58820 1958..... 212.99 set



1959-76 Rear Trailing Arm Bushing

Replacement rear trailing arm bushing for 1959-76 Chevrolet full size models. These bushings will replace your original worn out bushings and are manufactured like original for a perfect fit.

17261	1959-64	upper arm - front	11.99 ea
17261	1959-64	upper arm - rear.....	11.99 ea
17262	1959-64	lower arm - front.....	12.99 ea
17261	1959-64	lower arm - rear.....	11.99 ea
17261	1965-70	lower arm - front.....	11.99 ea
17267	1965-70	upper front/rear.....	12.99 ea
17267	1965-70	lower rear.....	12.99 ea
17267	1971-76	upper front.....	12.99 ea
17267	1971-76	lower front/rear.....	12.99 ea



1982-96 Billet Trailing Arms

Eliminate wheel hop and improve traction with these quality billet aluminum trailing arms. These arms are a huge improvement over the stock stamped steel arms. They're very light, super strong and are CNC-machined from solid billet stock. They also include greasable polyurethane bushings. These stock length trailing arms will fit all 1982-96 Impala and Caprice models. The upper arms are adjustable to correct your pinion angle on lowered cars. For the ultimate in performance and great looks, you won't find a better suspension arm available. Get your Impala or Caprice to put the power down and handle with these awesome suspension arms. Includes hardware and instructions.

Note: *Lower control arms permit use of Impala SS rear sway bar.

Stock Length

Sedan	A657501	1982-96	lower control arms	292.99 set
	A657502	1982-96	upper control arms	292.99 set

Wagon*	A657504	1982-96	lower control arms	319.99 set
	A657502	1982-96	upper control arms	292.99 set

0.75" Extended Length Set

0.75" has been added to the center-to-center length. This is to properly center the rear wheel within the wheel well, solving the issue of the wheel being positioned too far forward from the factory. This is important when upgrading your wheel and tires or lowering your vehicle. Includes hardware and instructions.

A657503	1994-96	rear control arms.....	652.99 set
---------	---------	------------------------	------------



1991-96 Impala and Caprice Lower Rear Trailing Arms

Eliminate wheel hop and improve traction with these quality trailing arms. They are CNC-machined, TIG welded, powder coated gloss black, and include greasable polyurethane bushings. These stock length trailing arms will fit all 1991-96 Impala and Caprice models. Sold as a pair. We also offer a hardware set which includes Grade 8 nuts and bolts for installing your trailing arms.

Lower Trailing Arms	
H1305	1991-96..... 389.99 pr
Hardware Set	
H1709	1991-96..... 49.99 ea



1994-96 X-Tend Rear Suspension System

Eliminate wheel hop, improve traction and center the rear wheels in the wheel openings with this X-Tend rear suspension system. It is constructed from TIG welded 120 wall steel tubing, powder coated gloss black, and include greasable polyurethane bushings. These extended length trailing arms will fit all 1994-96 Impala SS models.

H1811	1994-96	Impala SS.....	821.99 set
-------	---------	----------------	------------

Rear Suspension



1958-64 Control Arm Bolts

Replacement bolts with nuts for the rear lower control arms on 1958-64 full size models.

Front of Control Arms - 5/8" - 18 x 3-7/8"

B9299 1958-64 4 piece..... 11.99 set

Rear of Control Arms - 5/8" - 18 and 1/2" - 20

B9297 1959-64 6 piece..... 43.99 pr



1958-64 StrongArm Rear Upper Arm

This StrongArm is a precision engineered tubular rear upper arm from Rideteck designed for 1959-64 full size Chevrolet models including Impala, Bel Air, and Biscayne. Features adjustable rod end to eliminate bushing bind for better ride quality and performance. Get control of your suspension with Rideteck!

11066698 1959-64 rear upper 189.99 ea



1958-64 StrongArm/Panhard Bar Set

Rear upper StrongArm and adjustable panhard bar for 1959-64 Impala models. Includes R-Joints. Some models have two rear upper control arms and will need an additional StrongArm.

11066699 1959-64 2 piece set..... 414.99 set



1958-64 Rear Panhard Rod

If your full size is feeling a little loose in the corners, maybe the rear panhard rod is worn out. This replacement panhard rod which features installed bushings will restore stability to your 1959-64 full size model during cornering. For vehicles that are lowered or have a hydraulic system installed, an adjustable pan hard bar is necessary to keep the rear end aligned properly. Available in black or chrome.

B9286 1959-64 non-adj. black ... 59.99 ea

14049 1959-64 adjustable black ... 82.99 ea

14050 1959-64 adjustable chrome 142.99 ea



1958-70 Adjustable Rear Panhard Bar

Later location of the rear end has always been a problem. This is due to the angle of the panhard bar at ride height. Raising or lowering the ride height shifts the rear end laterally away from the center of the car, plus depending on the final angle of the panhard bar if it is not parallel to ground it causes the rear end to be unstable around turns and over bumps. To fix the problem we offer an adjustable panhard bar that uses a Hex adjuster, a bearing rod end, and a greasable urethane bushing. The panhard bar can be adjusted on the vehicle for centering. If the panhard bar is not parallel to ground, based on the vehicles ride height, a new adjustable panhard bar frame bracket is available. The bracket installs on the frame surrounding the stock mounting location and converts it to a multi-hole frame mount. The multi-hole bracket allows you to bolt the panhard bar on parallel to ground or as close as possible based on your ride height. This will correct the rear end lateral location problem. These items are powder coated black and include mounting hardware.

Note: Welding is required.

Panhard Bar and Mounting Bracket

GW843 1958-64..... 258.99 set

GW504 1965-70..... 331.99 set

Panhard Bar

GW844 1958-64..... 179.99 ea

GW505 1965-70..... 181.99 ea

Mounting Bracket

GW845 1958-64..... 95.99 ea

GW506 1965-70..... 163.99 ea



1958-64 Adjustable Panhard Rod

Reduce unwanted wheel hop and compensate for changes in ride height with this adjustable panhard rod for all 1959-64 full size models.

H1513 1959-64 adjustable 229.99 ea



1965-70 Adjustable Panhard Rod

Reduce unwanted wheel hop and compensate for changes in ride height with this adjustable panhard rod for all 1965-70 full size Chevrolet models.

H1514 1965-70 adjustable 229.99 ea



1965-70 QA1 Adjustable Panhard Bar

QA1's panhard bars resist unwanted flex and twisting, keeping the axle properly located under the chassis for improved cornering. This bar is specifically designed for your 1965-70 Chevrolet full size models and is adjustable. Powder coated gloss black for lasting durability and corrosion resistance.

5289QA 1965-70 black 190.99 ea



1958-64 Rear Panhard Rod Bushing

Replacement rear panhard rod bushing used on 1959-64 full size models. If your full size model is feeling loose around corners, no need to replace the complete panhard bar, just replace the bushings. These quality reproductions are the way to go without replacing the whole bar.

CX2035 1959-64 2 required 9.99 ea



1958-70 Rear Track Bar Bushings

Under normal circumstances your suspension shifts slightly when you turn a corner. The amount of shifting that takes place is largely determined by the quality of track arm (aka panhard rod) bushings installed on your vehicle. Your track arm, and it's supporting bushings, are designed to accomplish several tasks: keeping your suspension aligned with the rest of your vehicle, eliminating excess body roll, and increasing your overall handling. Available in black or red.

All Models

PE71209G 1959-64 black 10.99 set

PE71209R 1959-64 red 10.99 set

Models with 1-1/8" and 1-1/17" I.D. Bar Ends

PE71207G 1965-70 black 12.99 set

PE71207R 1965-70 red 12.99 set

Models with 1-1/8" I.D. on Both Ends

PE71208G 1965-70 black 9.99 set

PE71208R 1965-70 red 9.99 set

Rear Suspension



GW847



GW846

1958-64 Rear Frame Support

These supports are designed to add strength to the rear frame crossmember. The crossmember holds the attachment points for the rear upper control arm(s) depending on your frame. During hard acceleration, the upper control arm is trying to pull away from the frame. Add the vast improvements of tire science and current horsepower levels and it's easy to see why your frame could use additional support. Both supports require welding during final installation. There is also no interference between parking brake cables or exhaust. Both braces tick high up and contour along the floor. Some vehicles have one upper control arm while others have two. We recommend installing both sides, even if you have only one upper control arm.

Important: If your vehicle has only one upper control arm order the GW847. Order both if your vehicle has two upper control arms.

GW846	1958-64	LH.....	108.99 ca
GW847	1958-64	RH.....	108.99 ca



GW941



GW507

1958-64 Rear Anti-Squat Bracket

Making the vehicle have better traction is what this is all about. The anti-squat set changes the geometry of the rear suspension by providing a different angle on the upper control arm. By changing this angle, the load transfer to the tires is changed, increasing traction. This takes the place of the factory bracket and simply bolts on.

Important: The multi-position bracket is designed for Global West's upper control arms. The factory arm is dimensionally too large to take advantage of the adjustability. If you need a replacement bracket, the stock arm can be used in the upper most hole.

GW941	1959-64.....	44.99 ca
GW507	1965-68.....	44.99 ca
GW508	1968-70.....	51.99 ca



end details



Slip Shaft Driveline

Slip shaft driveline features a aluminum housing. They are self-adjustable 3-3/4" collapsed to 36-1/2" expanded. This driveline minimizes wear and tear on the carrier bearing on vehicles where the ride height has been altered.

CS5802	1958-64.....	258.99 ca
--------	--------------	-----------



1958-64 Driveshaft Support Bearing

Designed for full size vehicles equipped with 2 piece driveshafts and with a bearing i.d. 1.1811". The OE style center support bearing is surrounded by a rubber cushion and supports the center of the driveshaft assembly.

C1004	1958-64	OE style steel/rubber	27.99 ca
-------	---------	-----------------------	----------



1958-64 HD Driveshaft Support Bearing

This is a heavy-duty center support bearing designed for longer-lasting service life for high-performance applications to support the center of the driveshaft assembly. Manufactured from machined and polished billet aluminum with a precision roller bearing enclosed in high strength polyurethane material. A worn center support cushion or bearing can cause a severe vibration of the driveshaft assembly. Designed for vehicles equipped with 2 piece driveshafts and with a bearing i.d. 1.1811". Includes grade 8 mounting bolts.

CS5801	1958-64	alum/polyurethane....	119.99 ca
--------	---------	-----------------------	-----------



Imported
 USA

Universal Driveshaft Safety Loop

Required and approved by all major racing sanctioning bodies. This universal driveshaft safety loop is fully adjustable to fit most vehicles. The four piece design is manufactured from 1/4" thick, 2" wide mild steel, bright zinc-plated and includes all necessary hardware. LW18000 all models zinc-plated.... 56.99 ca



G4796K



G7048K

1965-81 Universal Joint Strap & Bolt Set

Reproduction driveshaft universal joint strap and bolt set for 1965-81 full size models. This high-quality hardware set features original style straps and fasteners with the correct black phosphate and oil finish.

Features 1.56" Center to Center Straps		
G4796K	1965-74	6 piece..... 14.99 set

Features 1.82" Center to Center Straps		
G7048K	1975-81	6 piece..... 14.99 set



1958-70 Universal Joint U-Bolt Set

Reproduction driveshaft knuckle universal joint U-bolt set for 1958-70 full size models. This high-quality hardware set features original style fasteners with the correct black phosphate and oil finish.

G4629K	1958-70	10 piece.....	9.99 set
--------	---------	---------------	----------



1958-75 U-Joint U-Bolt

Steel U-joint U-bolt for 1958-75 Chevrolet full size models. Measures: 5/16"-18 x 1 and 13/16" x 1.41". 358938 1958-75 individual..... 2.99 ea



Rear U-Joint Bolt Kit

Replace faulty U-joint bolts with original mounting bolts. 1-13/32" center to center stud. 5/16"-18 thread. R6046..... 10.99 kit

Rear Axle Components



1959-70 9" Ford Bolt-in Housing and Axle Package

All Moser 9" Ford housings are made with new heavy-duty housing cores, seamless steel tubing (3" o.d., 1/4" wall), new brackets, new housing ends, and new bushings. Bolt-in housing and axle packages include new housing, custom alloy axles (28, 31, 33, or 35 spline), ball bearings, up to 1/2" studs and heavy-duty retainer plates. Made in USA.

Important: Original, factory type brakes are not compatible with these housings. Aftermarket rear drum or disc brake conversion is required.

Note: Special order, must be prepaid. Shipped double oversize.

M12157	1959-64	1459.99 ea
M12162	1965-70	1459.99 ea



1958-64 9" Ford Bolt-in Housing

Moser uses only the best materials when producing our 9" housings. Our heavy-duty banjos are reinforced in critical stress point areas, thickened up considerably when compared to OEM! Our 3" diameter tubing is not only seamless, but also a 1/4" thick. We also use newly stamped high strength brackets that are considerably thicker than used OEM brackets. Included with each housing produced are newly forged housing ends.

Important: Original, factory type brakes are not compatible with these housings. Aftermarket rear drum or disc brake conversion is required.

Note: Special order, must be prepaid. Shipped double oversize.

M12155	1959-64	829.99 ea
--------	---------	-----------



1966-96 C-Clip Axles

Moser offers forged steel street axles for 10 and 12 bolt Chevrolet rear ends. These axles are non-tapered, with hardened bearing seats and machined C-clip grooves to fit OE applications. Made in USA.

Note: Special order, must be prepaid.

10 Bolt, 31-5/16" Long - 28 Spline	318.99 pr
M12149 1966-70	

12 Bolt, 31-5/16" Long - 30 Spline	318.99 pr
M12150 1966-70	

10 Bolt, 30-3/8" Long - 30 Spline	318.99 pr
M12151 1991-96 w/rear drum brakes	

10 Bolt, 30-15/16" Long - 30 Spline	318.99 pr
M12152 1991-96 w/rear disc brakes	

1965-96 Axle Shaft Lock

Original style replacement locks for applications below. Fits 1965-96 with .150 horseshoe. 2 required.

G6045	1965-96	7.99 ea
-------	---------	---------

1958-96 Universal Joint

If your classic Chevrolet has annoying vibrations and noise coming through your floor pans like a cheap earthquake simulator, you may need to replace your universal joints. Regain smooth operation of your drivetrain with high-quality replacement U-Joints. All U-Joints come complete with caps and clips for installation.



369	1958-65	front/rear	with outside snap rings	12.99 ea
369	1958-64	center	with outside snap rings	12.99 ea
534G	1966-70	front	with Turbo-Hydrumatic	12.99 ea
355	1966-70	rear	with Turbo-Hydrumatic	15.99 ea
369	1966-70	front/rear	without Turbo-Hydrumatic	12.99 ea
534G	1971-72	front	exc. station wagon	12.99 ea
534G	1971-72	center/rear	with machined yokes, exc. wagon	12.99 ea
534G	1971-72	front/rear	with inside snap rings, wagon	12.99 ea
369	1971-72	front/rear	with outside snap rings, wagon	12.99 ea
534G	1973	front	exc. station wagon	12.99 ea
534G	1973	center/rear	with machined yokes, exc. wagon	12.99 ea
534G	1973	front/rear	with inside snap rings, wagon	12.99 ea
369	1973	front/rear	with outside snap rings, wagon	12.99 ea
534G	1974-76	front	with inside snap rings, exc. wagon	12.99 ea
534G	1974-76	center/rear	with inside snap rings, exc. wagon	12.99 ea
369	1974-76	front	with outside snap rings, exc. wagon	12.99 ea
369	1974-76	center/rear	with outside snap rings, exc. wagon	12.99 ea
534G	1974-76	front/rear	with inside snap rings, wagon	12.99 ea
369	1974-76	front/rear	with outside snap rings, wagon	12.99 ea
534G	1977-78	front/rear	with inside snap rings	12.99 ea
534G	1979	front/rear	with outside snap rings, exc. wagon	12.99 ea
534G	1979	front	with CV joint	12.99 ea
534G	1979	center/rear	with CV joint	12.99 ea
534G	1980-96	front/rear	with inside snap rings	12.99 ea
331	1980-96	front/rear	with outside snap rings	16.99 ea



Moser uses only the best materials when producing our 9" housings. Our heavy-duty banjos are reinforced in critical stress point areas, thickened up considerably when compared to OEM! Our 3" diameter tubing is not only seamless, but also a 1/4" thick. We also use newly stamped high strength brackets that are considerably thicker than used OEM brackets. Included with each housing produced are newly forged housing ends.

Important: Original, factory type brakes are not compatible with these housings. Aftermarket rear drum or disc brake conversion is required.

Note: Special order, must be prepaid. Shipped double oversize.

M12155	1959-64	829.99 ea
--------	---------	-----------



1966-96 C-Clip Axles

Moser offers forged steel street axles for 10 and 12 bolt Chevrolet rear ends. These axles are non-tapered, with hardened bearing seats and machined C-clip grooves to fit OE applications. Made in USA.

Note: Special order, must be prepaid.

10 Bolt, 31-5/16" Long - 28 Spline	318.99 pr
M12149 1966-70	

12 Bolt, 31-5/16" Long - 30 Spline	318.99 pr
M12150 1966-70	

10 Bolt, 30-3/8" Long - 30 Spline	318.99 pr
M12151 1991-96 w/rear drum brakes	

10 Bolt, 30-15/16" Long - 30 Spline	318.99 pr
M12152 1991-96 w/rear disc brakes	

1965-96 Axle Shaft Lock

Original style replacement locks for applications below. Fits 1965-96 with .150 horseshoe. 2 required.

G6045	1965-96	7.99 ea
-------	---------	---------



1958-96 Rear Axle

These rear axles are built to stand up to the demands of high-performance applications. Made from 1541H steel, these axles contain significantly more manganese than 1040 or 1050 steel versions. This greatly increases strength and durability—without being a whole lot more expensive. This results in axle shafts that are approximately 20 to 25 percent stronger than the OEM units. Sold individually.

17 Spline

Dropout - 28-7/8" LH, 30-1/4" RH Long	
UR586817L 1958-64 LH	413.99 ea
UR586817R 1958-64 RH	413.99 ea

28 Spline

10 Bolt - 31-3/8" Long	
UR657228 1965-72 LH or RH	277.99 ea

30 Spline

10 Bolt - 31-3/8" Long	
UR9196308 1991-96 LH or RH	274.99 ea

10 Bolt - 31-1/16" Long	
UR9196306 1991-96 LH or RH	289.99 ea

12 Bolt - 31-3/8" Long, 5 Lug	
UR657030 1965-70 LH or RH	299.99 ea

1985-96 Rear

Axle Housing Fill Plug

Genuine GM replacement plug which is removed when draining or filling the differential oil.

G7128	1985-96	7.625" diameter	32.99 ea
-------	---------	-----------------	----------



1958-64 Rear Axle Filler Plug

Reproduction rear axle filler plug. Features correct square head plug and leather gasket.

TF800154 1958-64	plug and gasket	17.99 ea
TF500374 1958-64	leather gasket	3.99 ea



1971-96 Rear Axle 7/16" Ventilator

Genuine GM rear axle ventilator for 1971-96 full size models with 8-1/2" ring gear. Installs in 7/16" diameter hole.

1263177	1971-96	9.99 ea
---------	---------	---------



1962-96 Axle/Trans 3/8" Ventilator

OE's reproduction ventilator for 1962-96 full size Chevrolet models that have a 3/8" hole for a ventilator.

15771000	1962-96	3/8"	2.99 ea
----------	---------	------	---------



C-Clip Eliminators

Our improved C-clip eliminators eliminates the factory C-clip axle retention and provides a safety hub with sealed, press-on bearings. Extra internal seal to help prevent leakage. The C-clip eliminators are available for Moser factory type axles with a 1.533" bearing seat. Sold in pairs. Made in USA.

10 Bolt and 12 Bolt Chevrolet Axle Housing		
M12153	1.533" bearing seat	199.99 pr

STEERING, SUSPENSION, REAR END & BRAKES

Rear Axle Components



1959-64 9" Housing and Axle Set



These housings are designed and built to go into your muscle car with a minimal amount of effort. It is setup with the Aftermarket Brake Configuration Standard which is: 2-1/2" brake space with late model big Ford housing ends, and a 2.80 center hole in the drum or rotor. Axles include 5 x 4-3/4" bolt pattern with installed 7/16" wheel studs 1/4" thick heavy-duty bearing retainer plates and tapered Timken Set 20 wheel bearings pressed on. Set includes the "9-Plus" housing (3" x .188 wall tubing) with brackets. Also includes 31 spline performance axle kit. These are made from USA steel in the USA.

Note: Shipped double oversize.

A6591311 1959-64 mono-leaf 1949.99 set



CE932A

All 3rd Members Include:

- Nodular Iron "Sportsman" Gear Case w/3.062" Spas
- Nodular Iron Big Bearing Pinion Support
- Nodular Iron 1330 Series Short Yoke
- Nodular Iron Tractor Lock, TwinTrac, or Detroit Locker
- New Ring and Pinion in These Ratios: 3.00, 3.50, 3.70, or 4.11
- Timken Bearings and Performance Oil Seals



9-Plus 31 Spline 3rd Members



These are built and ready-to-install in your 9" rear end. The Detroit TwinTrac is a helical gear style performance differential that maximizes wheel traction and enhances driving and handling characteristics. The TwinTrac operates as a standard or open differential under normal driving conditions, allowing one wheel to spin faster or slower as necessary. Operation of the TwinTrac is smooth, quiet and automatic. The unit will engage without any driver knowledge or action required. It also has no wearable parts and requires no maintenance, meaning less time in the garage and more on the road.

CE932A	31 spline	3.00 ratio	1749.99 ea
CE932C	31 spline	3.50 ratio	1749.99 ea
CE932D	31 spline	3.70 ratio	1749.99 ea
CE932F	31 spline	4.11 ratio	1749.99 ea



9" Rear End Oil Service/Install Kit

Currie's 9" rear end oil service/install kit contains: three 1 liter (1.06 quart) bottles of Currie 85-140 weight GL-6 racing gear oil, 9" third member gasket, set of 10 nylock nuts and aluminum crush washers.

CE9015 9" 64.99 ea

New!



55P308

1958-64 3rd Member Assembly

Complete professionally rebuilt 1958-64 GM 8.25" third member includes all new components (except housing). Comes completely assembled, ready to bolt into your vehicle. Every third member includes an original GM gear case (inspected, thermal cleaned and shot peened), new: bearings, seals, Yukon Duragrip Limited-Slip differential, Elite ring & pinion and pinion yoke (fits 1310 series u-joint). Designed for 1955-64 GM style 8.25" full size passenger car rear ends with 17 spline axles and 17 spline pinion.

Note: Shipped overweight.

55P308	1958-64	3.08	1794.99 ea
55P355	1958-64	3.55	1794.99 ea
55P373	1958-64	3.73	1794.99 ea
55P411	1958-64	4.11	1794.99 ea

New!



1958-64 3rd Member Gasket

Third member housing gasket for 1958-64 Chevrolet full size models. This is the gasket between the third member and the axle housing.

TF500375 1958-64 3.99 ea

1958-64 FELPRO 3rd Member Gasket

This high-quality, extra thick differential gasket for 1958-64 Impala/full size differential is manufactured to provide maximum sealing.

T1724 1958-64 4.99 ea



1958-96 Rear Axle Bearing



Genuine GM or premium replacement rear axle bearings for all 1958-96 models. Always check the bearings and seals whenever removing the rear drums for signs of wear. 2 required per vehicle.

Note: *GR230 is a Delco bearing.

W607	1958-64	police and taxi	124.99 ea
W607	1958-64	exc. police and taxi	124.99 ea
W6408	1965	12 bolt	6.99 ea
W507	1965	10 bolt	17.99 ea
W6408	1966-75	exc. B&O type axles	6.99 ea
WB100	1971-76	8.5" rg w/B&O axles	39.99 ea
W6408	1976-81	8.875" rg exc.	17.99 ea
		9.5"x2" brks	6.99 ea
WB90	1977-79	8.5" rg w/B&O axles	26.99 ea
W507	1977-81	7.5" & 8.5" w/c. G & K	17.99 ea
W507	1977-81	8.875" rg w/9.5"x2" brks	17.99 ea
W507	1982-96	exc. wagon	17.99 ea
W6408	1982-96	wagon, exc. 1987 w/3.23 rear axle ratio	6.99 ea
W507	1987	axle ratio	17.99 ea
GR230*	1965	10 bolt	16.99 ea
GR230*	1977-81	7.5" & 8.5" ring gear w/type C, G&K axles	16.99 ea
GR230*	1977-81	8.875" ring gear w/9.5" x 2" brakes	16.99 ea
GR230*	1982-96	exc. wagon	16.99 ea



W1563

W6409

1965-96 Rear Axle Repair Bearing



Classic Industries® offers a complete sealed repair bearing that will replace the rear axle bearing on your full size model when damage has occurred to the axle shaft from a worn out bearing. This bearing is a sealed, self-contained, pre-lubed unit that is engineered to relocate the load area of the bearing on the axle shaft to the area just outboard of the damaged section of the axle. 2 required per vehicle.

Note: This should be considered a temporary fix until you can replace the damaged axle.

W1563	1965	10 bolt	19.99 ea
W6409	1965	12 bolt	19.99 ea
W6409	1966-75	exc. B&O type axles	19.99 ea
W6409	1976-81	8.875" ring gear exc. 9.5" x 2" brakes	19.99 ea
W1563	1977-81	7.5" & 8.5" ring gear w/type C, G & K axles	19.99 ea
W1563	1977-81	8.875" ring gear w/9.5" x 2" brakes	19.99 ea
W1563	1982-96	exc. wagon	19.99 ea
W6409	1982-96	wagon, exc. 1987 w/3.23 rear axle ratio	19.99 ea
W1563	1987	wgn w/3.23 rx axle ratio	19.99 ea

Rear Axle Components



W5573



W8660



W8835



712146

1958-66 Rear Axle Bearing Seal

Prevent premature bearing or brake failure! Replace aging, cracked, or deteriorated rear axle seals to keep gear oil and grease in the axle tube where it belongs. 2 required per vehicle.

W5573	1958-64	1/4" thick	9.99 ea
W8660	1965	12 bolt ...	4.99 ea
W8835	1965	10 bolt ...	4.99 ea
W8660	1966-75	exc. 860s	4.99 ea
W2689	1971-76	8.5" ...	4.99 ea
W8660	1976-81	8.875" ...	4.99 ea
712146	1977-79	8.5" ...	4.99 ea
W8835	1977-81	7.5" & 8.5" ...	4.99 ea
W8835	1977-81	8.875" ...	4.99 ea
W8835	1982-96	exc. wagon	4.99 ea
W8660	1982-96	w/23 ratio	4.99 ea
W8835	1987	w/23 ratio	4.99 ea

New!



1958-64 Rear Axle Bearing Retainer

Reproduction rear axle bearing retainer for 1958-64 Chevrolet full size models. This reproduction retainer plate is manufactured from a high-quality stamped steel to factory specifications. This retainer plate is a reproduction of the 1957 model, but can be used from 1958-64 without any shims or issues. LH or RH sides.

L6037	1958-64	36.99 ea
-------	---------	-------	----------

New!



1958-64 Rear Axle Bearing Retainer Hardware

Reproduction rear axle bearing retainer hardware for 1955-64 Chevrolet full size models. This high-quality stud set is manufactured to factory specifications and features the correct square head and knurled shaft. Includes 4 studs, 4 lock washers, and 4 nuts. Two sets required per vehicle. LH or RH sides.

CL6009	1958-64	22.99 kit
--------	---------	-------	-----------

NEW AUTHORIZED



1958-64 Rear Axle Flange Gasket

Reproduction axle flange gaskets for 1958-64 Impala and full size Chevrolet models. Die-cut from original style gasket material for an exact replacement.

RAG001	1958-64	5.99 pr
--------	---------	-------	---------

New!

FELPRO



1958-64 Rear Axle Flange Gasket

Premium replacement rear axle flange gasket. Needs to be replaced when replacing your rear axle bearings. Sold individually.

WS188	1958-64	2.99 ea
-------	---------	-------	---------

NEW



1964-86 Rear Axle I.D. Tag

Genuine I.D. tag which is installed on 1964-86 Impala models indicating the correct lubrication requirement.

363739	1964-86	9.99 ea
--------	---------	-------	---------



G7171

Pinion Gear Crush Sleeves

Your choice of Genuine GM 8-1/2" 10 bolt sleeves or 8-7/8" 12 bolt sleeves. Keep your GM vehicle all GM by using OEM original parts.

G7171	10 bolt	8-1/2" ...	2.99 ea
G7172	12 bolt	8-7/8" ...	37.99 ea

New!



1965-96 Ten Bolt Ring and Pinion

Motive Gear gearset is made from first-run steel, they never use recycled metal. This allows Motive Gear Performance ring and pinions to handle the extreme torque from high-horsepower racing engines. Ring and pinion, 30 spline pinion, 8-1/2", 10 bolt.

RP885342	3.42 ratio ...	399.99 set
G885373	3.73 ratio ...	371.99 set

New!



RP8888342

12 Bolt Ring and Pinion Set

Includes 12 bolt, 8-7/8" ring gear and pinion includes ring and pinion only (not a set). For a complete assembly also purchase 12 bolt ring and pinion shim set. 12 bolt bearing set and 12 bolt installation set listed below.

Note: Classic Industries® recommends professional installation. All ring and pinion sets are non-returnable with no warranty implied.

RP8888342	3.42 ratio ...	349.99 ea
RP8888373	3.73 ratio ...	349.99 ea
RP888411	4.10 ratio ...	319.99 ea
RP888456	4.56 ratio ...	453.99 ea
RP888488	4.88 ratio ...	254.99 ea

New!



12 Bolt Ring and Pinion Installation Set

Replacement set includes 12 bolt gasket and installation washers, etc. For use with 12 bolt design.

GG088100	12 bolt	79.99 set
----------	---------	-------	-----------

MOSER



Main Cap Stud Set

Reduce unwanted movement inside the rear end and increase strength with a high-quality main cap stud set with 4 nuts and 4 washers.

M12146	4 piece	53.99 set
--------	---------	-------	-----------

New!



1958-64 Differential Spider Gear Adjustment Spanner Nut Hardware

This 1958-64 Chevrolet differential spider gear adjustment spanner nut hardware is a reproduction of a Genuine GM part. Completes one rear end.

CL11018	1958-64	44.99 kit
---------	---------	-------	-----------

POWERTRAX

No-Slip Traction System™

LOCK RIGHT



LR1910

USA

1965-96 Positive Locking Differential

The Lock Right system offers a revolutionary design that is exceptionally rugged and yet ingeniously simple! Just replace the existing spider gears with a pair of Lock Right driver and coupler gears in your existing stock, open differential assembly. Installs in 1-2 hours. No extra modification or setup since the ring and pinion gears are unaffected and no special tools, calibration equipment or fixtures are needed! Made in USA.

Note: Not for use with Positraction or Limited-Slip differentials, use in stock, open differentials only.

10 Bolt, 28 Spline Axle	LR1940	1965-71	8.2" ...	445.99 ea
LR1920	1972-75	8.5" ...	372.99 ea	
LR1931	1977-96	7.625" ...	452.99 ea	
SG1920	1964-75	shaft	20.99 ea	

12 Bolt, 30 Spline Axle	LR1910	1965-71	8.875" ...	380.99 ea
LR12535	1965-71	spring	19.99 ea	
SG1910	1965-72	shaft	16.99 ea	

10 Bolt, 26 Spline Axle	LR1930	1975-93	7.5" ...	550.99 ea
-------------------------	--------	---------	----------	-----------



Positraction Differential Fill Plug

Reproduction differential fill plug for vehicles equipped with either a 10 bolt or 12 bolt positraction differential. 3/4"-16 or 1"-20 plugs.

14315	3/4"	18.99 ea
14316	1"	18.99 ea

Liste



Handy Packer Bearing Packer

The Handy Packer works on bearings up to 3-1/2" o.d. The grease stays in the tool cavity, not on your hands. To pack a bearing, place the bearing on the piston. Press down on the cap until the cold grease is forced out and the new grease shows on top of the bearing with less mess.

Y34550	25.99 ea
--------	-------	----------

Rear Axle Components



Differential Bearing Set for 10 and 12 Bolt

These sets are designed to replace the differential bearings on Chevrolet models. Basic bearing sets include bearings and races, gasket (or RTV silicone), washers, and nuts. Order the master bearing set if you require ring gear bolts, or select the super master bearing set to include the ring gear bolts, rear axle seals, and bearings.

Basic Bearing Set - Regular Bearings
 R10CR 10 bolt 8.2" 86.99 set
 R12CR 12 bolt 8.875" 79.99 set

Basic Bearing Set - Timkin Bearings
 UR10841 58-64 8 1/2 dropout 199.99 set
 UR10821 10 bolt 8.2" 253.99 set
 UR10851 10 bolt 8.5" 199.99 set
 UR12881 12 bolt 8.875" 226.99 set

Master Bearing Set - Regular Bearings
 R10CRMKT 63-72 8.2" 118.99 set

Master Bearing Set - Timkin Bearings
 R84RMKT 58-64 8 1/2 dropout 193.99 set
 R10RMKT 70-75 8.5" 114.99 set
 UR10822 10 bolt 8.2" 292.99 set
 UR10852 10 bolt 8.5" 228.99 set
 UR12882 12 bolt 8.875" 274.99 set

Super Master Bearing Set - Timkin Bearings - Includes Axle Bearings and Seals

UR10823 10 bolt 8.2" 146.99 set
 UR10853 10 bolt 8.5" 148.99 set
 UR12883 12 bolt 8.875" 111.99 set



Bow Tie Differential Cover

Reinforced lightweight aluminum rear end cover designed to strengthen the rear housing case in heavy torque situations. The familiar Bow Tie emblem is raised and precision milled on a black crinkle coated surface. Each cover includes two bolts to stabilize bearing main caps, a fluid capacity plug, a magnetic drain plug, and Grade 8 mounting bolts. Exterior of the cover has a black crinkle finish.

Note: *7.5", **8.2", 8.5".

141697 1965-72 12 bolt 189.99 ea
 141696** 1971-81 10 bolt 189.99 ea
 141695* 1973-96 10 bolt 189.99 ea



1965-96 Diff Cover and Gasket

Reproduction or Genuine GM differential covers for 1965-96 models. Choose unfinished, black, or chrome.

Differential Covers

10 Bolt

Reproduction - Chrome
 T4786 1965-72 24.99 ea
 T9072 1982-96 37.99 ea

Reproduction - Black
 A9500575 1994-96 all... 48.99 ea

12 Bolt

Reproduction - OE Style
 KW577 1965-72 39.99 ea

Reproduction - Chrome
 T4787 1965-72 37.99 ea

- Rear End Cover Gaskets -

10 Bolt

Reproduction
 T4883 1964-72 8.2" 5.99 ea

Genuine GM
 G7119 1971-96 8.5" 16.99 ea

12 Bolt

Reproduction
 T4352 1965-72 8.75" 6.99 ea



Performance Differential Cover

Strengthen your 10 or 12 bolt Chevrolet rear with a Moser Performance Cover. These 356-T6 aluminum covers are designed to reduce gear deflection to increase ring and pinion gear life as well as improve the appearance of your vehicle. The whole cover weighs only 6 lbs and includes all bolts, washers, and gaskets needed.

10 Bolt Ring Gear
 M12144 w/8.5", 8.2" ... 215.99 ea

12 Bolt
 M12145 car axle 7110 215.99 ea



Aluminum Differential Cover

B&M cast aluminum rear end cover was designed to strengthen the rear end by preventing case distortion. Constructed of A356-O-T6 aluminum, this rugged unit also dissipates heat much faster than the stock factory unit to prolong the life of your ring and pinion gears.

Note: *12 bolt, **10 bolt.

A9800120* 8.875" ring gear 256.99 ea
 A9800121** 8.2" 8.5" ring gear 261.99 ea




1965-96 Differential Cover

Reinforced lightweight aluminum rear end covers designed to strengthen the rear housing case in heavy torque situations. The PERFECT LAUNCH logo is prominently displayed on a precision milled surface. Includes 2 bolts to stabilize bearing main caps, fluid capacity and magnetic drain plugs, and mounting bolts. All covers have a black painted finish.

Note: *7.5", **8.2", 8.5".

69502 1965-70 12 bolt 149.99 ea
 66668* 1971-81 10 bolt 146.99 ea
 66667** 1973-96 10 bolt 146.99 ea



1968-96 Diff Chrome Cover Bolt Set

Special stainless steel bolts to complete the installation of your chrome rear end cover. Fits both 10 bolt and 12 bolt applications. Set of 12.

AR43732 1966-96 22.99 set

Chrome Rear End Cover Bolt Set

Original style Hex head chrome-plated bolts in your choice of polished chrome or polished stainless steel. These bolts are very high-quality reproductions in dazzling bright polished finish. Available for both 10 bolt and 12 bolt applications.

10 Bolt - 12 Piece Set

AK125A chrome 25.99 set
 AK125B stainless 46.99 set

12 Bolt - 12 Piece Set

AK126A chrome 30.99 set
 AK126B stainless 55.99 set



Differential Cover Bolt Set

This dress-up differential cover bolt set features popular Chevrolet logos stamped directly onto the head of the chrome-plated bolts. Perfect for stock or chrome covers.

Note: *Specify logo suffix: C-Flames, D-Bow Tie, E-SS, F-85, G-350, H-454.

5/16" x 1 1/2" Bolts

Chrome
 56458C 10 bolt 29.99 set
 56459C 12 bolt 35.99 set

5/16" x 3/4" Bolts

Chrome
 56475C 10 bolt 30.99 set
 56476C 12 bolt 36.99 set


Stainless Steel

56475S 10 bolt 23.99 set
 56476S 12 bolt 28.99 set



Differential Cover Bolt
 These feature style bolts attach the differential cover to the differential on models with 10 bolt and 12 bolt rear ends. Features correct original head markings.

14328 5/16" x 1" 2.99 ea



1965-96 Rear End Cover Bolt Set

Special chrome-plated bolts to complete the installation of your chrome rear end cover. Fits both 10 and 12 bolt covers.

T9278 1965-96 12 piece 12.99 set

Synthetic Gear Oil

Used by Joe Gibbs Racing in every rear end differential and transmission gear box. This fully synthetic, unique SAE 75W-110 gear oil reduces operating temperatures by up to 15 degrees compared to other brand gear oils.

JG630 quart 28.99 ea
 JG631 case of 12 qts. 347.99 ea
 JG617 5 gallon pail 521.99 ea

Max-Gear Gear Oil

Max-Gear is an ultra tough automotive gear oil, designed to maximize power and provide protection heavily loaded gears. Rear run smoother, quieter, cooler and longer without overhauls. Max-Gear combines the highest quality synthetic oils with Royal Purple's proprietary Synslide additive technology. All viscosities are formulated with hypoid friction modifiers necessary for use in clutch or cone type differentials. No additional additives are necessary.

Quarts

RP1030 75W90 17.99 ea
 RP1031 75W140 19.99 ea

Case of 12 Quarts

RP12500 75W90 248.99 cs
 RP12301 75W140 239.99 cs

Rear Axle Lubricant

Genuine GM rear axle lube for use on all rear lines. Limited-slip additive is available for limited-slip differentials and is required when replacing fluid. 4 oz. additive.

G7103 ltd-slip additive 10.99 ea

STEERING, SUSPENSION, REAR END & BRAKES 1

Front Disc Brake Conversions



WBK5558

1958-64 Original Offset Wheel Brake Set

This is a true original offset brake set for 1958-64 full size Chevrolet vehicles. These sets use forged aluminum billet hubs with slip-on rotors and large GM calipers. Get the best stopping power for your wheels in the same location as drums. Includes all brackets and hardware.

Note: Shipped overweight

WBK5558	1958	698.99 set
WBK5964	1959-64	698.99 set



TR102133

1958-64 Stock Spindle Front Disc Brake Conversion

Looking to convert your classic Chevrolet full size to disc brakes? This conversion is the answer. These sets include rotors, master cylinder, proportion valve and brake booster. Available for manual or power brake systems, in your choice of a standard setup with plain rotors or with drilled/slotted rotors and black powder coated calipers or with drilled/slotted rotors and black powder coated calipers and chrome master cylinder (and chrome booster on power brake systems). Sets with drilled/slotted rotors also include braided stainless flex hoses.


Note: Shipped overweight.

Power Brakes

Standard Rotors - Natural Caliper Color			
TR102121	1958	gold booster	661.99 set
TR104121	1959-64	gold booster	661.99 set
Drilled/Slotted Rotors - Black Caliper Color			
TR102122	1958	gold booster	810.99 set
TR102123	1958	chrome booster	913.99 set
TR104122	1959-64	gold booster	810.99 set
TR104123	1959-64	chrome booster	913.99 set

Manual Brakes

Standard Rotors - Natural Caliper Color			
TR102131	1958-64	gold booster	566.99 set
Drilled/Slotted Rotors - Black Caliper Color			
TR102132	1958-64	gold booster	715.99 set
TR102133	1958-64	chrome booster	788.99 set



TR102101



TR102101



TR102103



TR102111

1958-64 Stock Spindle Four Wheel Disc Brake Conversion

Looking to convert your classic Chevrolet full size to 4 wheel disc brakes? This conversion is the answer. These sets rotors, master cylinder, proportion valve and brake booster. Available in manual or power brake systems, and as a standard setup with plain rotors or with cross drilled/slotted rotors and black powder coated calipers or with cross drilled/slotted rotors and black powder coated calipers and chrome master cylinder (and booster on power systems). Sets with cross drilled/slotted rotors also include braided stainless flex hoses.

Note: Shipped double overweight.

Power Brakes

Standard Rotors - Natural Caliper Color			
TR102101	1958	gold booster	1129.99 set
TR104101	1959-64	gold booster	1129.99 set
Drilled/Slotted Rotors - Black Caliper Color			
TR102102	1958	gold booster	1417.99 set
TR102103	1958	chrome booster	1513.99 set
TR104102	1959-64	gold booster	1417.99 set
TR104103	1959-64	chrome booster	1513.99 set

Manual Brakes

Standard Rotors - Natural Caliper Color			
TR102111	1958-64		1039.99 set
Drilled/Slotted Rotors - Black Caliper Color			
TR102112	1958-64		1322.99 set
TR102113	1958-64		1417.99 set



BK2013



BK2014



BK2010



BK2010

1958-68 Stock Spindle Front Disc Brake Conversion Set

Convert your vehicle to disc brakes without changing spindles or lowering the vehicle. Moves wheels out 3/8" and works with most 15" wheels.

Note: Shipped overweight.

Conversion Set without Brake Booster
This set includes: disc brake bracket set, rotors, loaded calipers, bearings, seals, dust caps, spindle nuts, and hoses.

BK2013	1958-64	406.99 set
BK2014	1965-68	406.99 set

Conversion Set w/Power Brake Booster
This set includes everything in the previous set and adds proportioning valve, master cylinder with pre-bent hard lines, and a 7", 8", or 9" power brake booster.

BK2007	1958-64	7" brake booster	718.99 set
BK2008	1958-64	8" brake booster	718.99 set
BK2009	1958-64	9" brake booster	718.99 set
BK2010	1965-68	7" brake booster	718.99 set
BK2011	1965-68	8" brake booster	718.99 set

Replacement Front Brake Lines

Replacement brake lines for models with CPP front brake upgrade kit part #BK2007 or BK2008.

BL103	1958-64	brake lines	74.99 set
-------	---------	-------------	-----------

STEERING, SUSPENSION, REAR END & BRAKES

Rear Disc Brake Conversions



1958-70 Brake Front Disc Set

Baer Brakes are known for exceptional braking performance and outstanding quality. Offering many upgrade and conversion brake sets that far exceed OE equipment performance.

Important: *Increases track width by .500 per side compared to stock.

Note: R - red, B - black, S - silver. Photo for illustration purposes only, set contents may vary. Additional parts may be needed for installation. Shipped overweight.

SS4+

This set features the S4 four piston calipers, 11" x 2" piece slot, drill, zinc-plated rotors, stainless steel brake hoses, fully assembled aluminum hubs, mounting brackets, and hardware included.

Note: 15" minimum wheel size. Uses common 4 piston pad (ADR1).

Stock Spindles

4301433*	1958-68	1394.99 set
4301447	1969-70	1394.99 set



BB4001



BB4012

1958-70 Big Brake Conversion Set

This big brake system uses 52mm piston calipers to grab massive cross drilled and gas slotted rotors to provide a 60% increase in stopping over the popular C5 caliper. Front sets are compatible with stock drum brake spindles and include 13" rotors, calipers, hoses, bearings, seals, mounting brackets, and hardware. Rear sets include: 12" rotors, calipers, mounting brackets, hoses, wheel studs, hard lines, E-brake cables and hardware. The 4 wheel set includes: a 4 wheel disc manual/power master cylinder and proportioning valve. Calipers are available with a black rust inhibitive coating or powder coated red.

Important: These brakes require 17" wheels or larger.

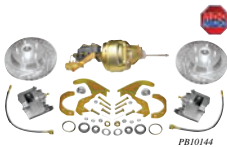
Note: *With 2" drop spindles. Shipped overweight.

Front Only


BB4001	1958-64	black	918.99 set
BB4001R	1958-64	red	918.99 set
BB40012*	1958-70	black	1148.99 set
BB40012R*	1958-70	red	1148.99 set

Front and Rear

BB4012	1958-64	black	1797.99 set
BB4012R	1958-64	red	1797.99 set
BB5012	1965-68	black	1797.99 set



PB10144



PB10150

1958-70 Front Bolt-on Disc Brake System

This true bolt-on solution from ABS Power Brake will bolt up to the OEM spindles. Included with the system are all brackets needed, master cylinder and proportioning valve so you can select the correct combination (disc/drum or disc/disc). Available with 10-3/4" or 12" rotors. Rotors are cross drilled/slotted.


Note: Shipped overweight.

With Booster

Includes a new 8" dual power brake booster combo.			
PB10144	1958-64	10-3/4" rotors ...	1096.99 set
PB10146	1965-68	10-3/4" rotors ...	1149.99 set
PB10148	1969-70	10-3/4" rotors ...	1149.99 set

Without Booster

PB10150	1958-64	10-3/4" rotors ...	720.99 set
PB10154	1969-70	10-3/4" rotors ...	720.99 set



1958-64 Stock Rear End Disc Brake Conversion Set

In the complicated world of restoration, Classic Industries® offers the restorer some of the most innovative products on the market with aftermarket products as well as the latest in retro style technology. These stock rear end disc brake wheel sets are another product in a long line of new items currently being offered for the first time. You can now replace the original rear end drum brakes with this set. Includes: rotors, loaded calipers with built-in emergency brake, emergency brake cable, brake lines, axle hard lines and all mounting hardware. Will work with C-clip eliminators.

Note: Factory axle flange may have to be trimmed down. Shipped overweight.

RB3001	1958-64	598.99 set
--------	---------	------------



TR103101

1958-64 Rear Disc Brake Conversion

This rear disc conversion set includes brackets to mount the calipers, fully loaded new calipers, rotors, flex hoses, hardware, and a pair of rear cables. Also available without parking brake and cables.

Note: Shipped overweight.

With Parking Brake

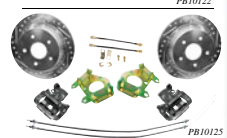
TR103101	1958-64	10 and 12 bolt...	548.99 set
----------	---------	-------------------	------------

Without Parking Brake/Cables

TR103102	1958-64	10 and 12 bolt...	444.99 set
----------	---------	-------------------	------------



PB10122



PB10125

1958-70 Bolt-On Rear Disc Upgrade Set

Classic Industries® has the just the thing. Available either with 10-1/2" OEM size rotors with 5-3/4" bolt pattern on GM 10 and 12 bolt rear ends, or 10-3/4" on Ford 9" rear ends (works with OEM size wheels), or as a big brake upgrade with 12" rotors (requires 16" or larger wheels). This is a true bolt-on solution from ABS Power Brake—it mounts to the OEM differential housing. Included with the system are all required brackets, calipers, parking brake cables, and all necessary hardware.

Important: *PB64748 and *PB10125 require 16" or larger wheels.

Note: Shipped overweight.

10 and 12 Bolt Rear Ends

Plain Rotors

PB10121	1965-70	10-1/2"	720.99 set
---------	---------	---------	------------

Cross Drilled/Slotted Rotors

PB10122	1965-70	10-1/2"	821.99 set
PB64748*	1965-70	12"	821.99 set

Ford 9" Rear Ends

Plain Rotors

PB10123	1958-70	10-3/4"	720.99 set
---------	---------	---------	------------

Cross Drilled/Slotted Rotors

PB10124	1958-70	10-3/4"	821.99 set
PB10125*	1958-70	12"	827.99 set



WARNING: Cancer and Reproductive Harm - www.P65Warnings.ca.gov

Power Brake Components



HBK5564SS



HBK5564S9

1958-84 Hydra Stop Hydraulic Assist System

This high-quality direct bolt-in hydraulic "Show Stopper" brake system is designed to upgrade manual or vacuum assisted brakes with a powerful and modern hydraulic assist unit. Using all new parts, this unit puts out an amazing 1800 psi at the wheels! Package includes: hydraulic brake assist unit with billet aluminum firewall mounting bracket, chrome master cylinder with chrome adjustable prop valve distribution block, chrome accumulator cover, stainless pressure hoses, rubber return hoses and all necessary fittings and hardware for installation.

Note: *Small block or floor shift. **Big block or column shift.

HBK5564SS* 1958-64 1128.99 set
HBK5564S9** 1958-64 1198.99 set



P.O.L.
BLACK/1/1/1

1958-65 Brake Booster/Master Combo

Black Out power brake conversion for the 1958-65 Chevrolet full size consists of booster and Wilwood master cylinder and Black Out adjustable proportioning valve.

A550009 1958-65 combo 599.99 set



J85315171

1958-68 Master/Booster/Valve Combo

Put some shine under your hood with this chrome master cylinder, booster and proportioning valve combination assembly. Includes polished aluminum master cylinder and cap, 8" chrome dual diaphragm booster, and chrome combination valve with lines and brake lamp switch. Available for disc front/drum rear or four wheel disc brake setups.

Note: For 1958 use bracket BBR002S; for 1959-68 use bracket BBR004S.

Disc Front/Drum Rear
J85315171 1958-68 372.99 ea

Four Wheel Disc
J85315672 1958-68 372.99 ea




HBC5864WB

HBC6570WP

1958-70 Hydroboost Power Booster

Hydroboost hydraulic brake assist power booster fits 1958-70 Chevrolet Impala and generates up to 1800psi of line pressure to the brake calipers. It is fitted with a Wilwood master cylinder and a Black Out or polished adjustable proportioning valve.

HBC5864WB 1958-64 857.99 set
HBC5864WP 1958-64 polished..... 921.99 set
HBC6570WB 1965-70 Black Out..... 921.99 set
HBC6570WP 1965-70 polished..... 921.99 set



PB809D

1958-70 Dual Diaphragm Booster/Master/Prop Valve Combo

Quality all-new dual diaphragm brake booster/master cylinder/proportioning valve combinations mount up close to the firewall for added valve cover clearance and improved pedal ratio for full use of master cylinder travel, which means a higher, firmer, and safer pedal. Original style gold cadmium finish or chrome finish with stainless steel bailes and lines.

Important: Units for vehicles with front and rear drum brakes do not include proportioning valve, bracket or lines.

Gold Cadmium Finish

Models with Front and Rear Drum Brakes
PB115D 1958-64 7" booster..... 384.99 ea
PB181D 1965-70 7" booster..... 388.99 ea
PB186D 1965-70 8" booster..... 384.99 ea
PB191D 1958-64 8" booster..... 388.99 ea
PB191D 1965-70 8" booster..... 388.99 ea

Models with Front Disc and Rear Drum Brakes
PB309D 1958-64 7" booster..... 388.99 ea
PB181D 1965-70 7" booster..... 388.99 ea
PB181D 1958-64 8" booster..... 388.99 ea
PB824D 1965-70 8" booster..... 388.99 ea

Chrome Finish

Models with Front and Rear Drum Brakes
PB115DC 1958-64 7" booster..... 531.99 ea
PB116DC 1965-70 7" booster..... 588.99 ea
PB181DC 1958-64 8" booster..... 594.99 ea
PB191DC 1965-70 8" booster..... 588.99 ea
PB181DC 1958-64 9" booster..... 594.99 ea

Models with Front Disc and Rear Drum Brakes
PB309DC 1958-64 7" booster..... 588.99 ea
PB181DC 1965-70 7" booster..... 589.99 ea
PB181DC 1958-64 8" booster..... 588.99 ea
PB824DC 1965-70 8" booster..... 588.99 ea




5864FBB

1958-70 Midnite Series Brake Combo

Midnite Series 1958-70 Impala and full size vacuum assisted brake booster with a black finish with aluminum master cylinder, aluminum proportioning valve, mounting brackets, lines, and hardware for an easy install.

5864FBB 1958-64 388.99 ea
6570FBB 1965-70 388.99 ea



PB819

PB1810C

1958-70 Single Diaphragm

Booster/Master/Prop Valve Combo

Quality all-new single diaphragm brake booster/master cylinder/proportioning valve combinations mount up close to the firewall for added valve cover clearance and improved pedal ratio for full use of master cylinder travel, which means a higher, firmer and safer pedal. Original style gold cadmium finish or chrome finish with stainless steel bailes and lines. 7", 8", or 9" single diaphragm booster.

Important: Units for vehicles with front and rear drum brakes do not include proportioning valve, bracket or lines.

Gold Cadmium Finish

Models with Front and Rear Drum Brakes
PB815 1958-64 7" booster..... 365.99 ea
PB816 1965-70 7" booster..... 388.99 ea
PB818 1958-64 8" booster..... 384.99 ea
PB819 1965-70 8" booster..... 388.99 ea
PB821 1958-64 9" booster..... 388.99 ea
PB822 1965-70 9" booster..... 361.99 ea

Models with Front Disc and Rear Drum Brakes
PB809 1958-64 7" booster..... 388.99 ea
PB810 1965-70 7" booster..... 388.99 ea
PB811 1958-64 8" booster..... 388.99 ea
PB824 1965-70 8" booster..... 388.99 ea
PB812 1958-64 9" booster..... 298.99 ea
PB826 1965-70 9" booster..... 388.99 ea

Models with Front and Rear Disc Brakes
PB824 1965-70 8" booster..... 388.99 ea
PB826 1965-70 9" booster..... 388.99 ea

Chrome Finish

Models with Front and Rear Drum Brakes
PB815C 1958-64 7" booster..... 294.99 ea
PB816C 1965-70 7" booster..... 388.99 ea
PB819C 1965-70 8" booster..... 388.99 ea

Models with Front Disc and Rear Drum Brakes
PB809C 1958-64 7" booster..... 588.99 ea
PB810C 1965-70 7" booster..... 588.99 ea
PB811C 1958-64 8" booster..... 588.99 ea
PB824C 1965-70 8" booster..... 588.99 ea
PB826C 1965-70 9" booster..... 588.99 ea



A28138

Disc Brake Master Cylinder and Booster

Complete 7" and 9" booster and master cylinder assemblies are specifically built with the disc brake conversion in mind. These are completely new master cylinders. The combination unit is ready-to-install and is perfect for tight fitting applications like big block with roller rockers, or street rods and customs that require the booster to mount below the floor boards. The 9" combination unit is ready-to-install and is perfect for small block and street rod or custom applications. The boosters are finished in an anodized gold and the master cylinder is in raw cast color.

A28136 with 7" booster combo 206.99 ea
A28138 with 9" booster combo 172.99 ea

Master Cylinders



1958-98 Brake Master Cylinder

These hydraulic brake master cylinders use aluminum and iron castings for an exact match to the design of your vehicle's original equipment. Technologically advanced components ensure safe and reliable braking. With these premium products, you can be certain that your replacement brakes perform just like your original equipment.

1958-70 Drum Brake Master Cylinders

Manual Brakes		
MC21000	1958-61 1" bore.....	67.99 ea
Power Brakes fits Bendix Booster - Octagon Shape		
MC21000	1959-61 1" bore.....	67.99 ea
Power Brakes fits Moraine Booster - Round Shape		
MC31999	1959-61 1" bore.....	100.99 ea

Manual or Power Brakes

MC36006	1962-66 1" bore.....	53.99 ea
MC36242	1962-66 7/8" bore.....	100.99 ea
MC36239	1967-70 1" bore, silver lid.....	69.99 ea
MC36233A	1967-70 1" bore, gold lid.....	111.99 ea

1967-96 Disc Brake Master Cylinders

Manual Brakes - Front Disc		
MC36280A	1967-68 correct style.....	98.99 ea
MC36280	1967-68 replacement.....	67.99 ea
MC36367	1969-70 1" bore, deep.....	74.99 ea
MC36317	1969-70 1" bore, deep.....	73.99 ea
MC36361	1971-80 1-1/8" bore, shallow.....	77.99 ea
MC36306	1971-80 1-1/8" bore, shallow.....	47.99 ea
MC39308	1981-85 30mm bore.....	74.99 ea
MC39328	1981-90 1-1/8" x 1-9/16" bore.....	62.99 ea
MC39952	1991-92 28.6mm x 40mm bore.....	53.99 ea
MC390128	1993-94 1-1/4" bore.....	131.99 ea
MC390250	1995 1-1/4" bore.....	122.99 ea
MC39952	1995-96 28.6mm x 40mm bore.....	53.99 ea
MC390250	1996 1-1/4" bore.....	122.99 ea

Power Brakes - Front Disc

MC36280A	1967-68 correct style.....	98.99 ea
MC36280	1967-68 replacement.....	67.99 ea
MC39018	1969-70 1-1/8" bore, deep.....	51.99 ea
MC36317	1969-70 1-1/8" bore, deep.....	73.99 ea
MC36361	1971-72 1-1/8" bore.....	77.99 ea
MC36306	1971-80 1-1/8" bore, shallow.....	47.99 ea
MC39308	1981-85 30mm bore.....	74.99 ea
MC39328	1981-90 1-1/8" x 1-9/16" bore.....	62.99 ea
MC39952	1991-92 28.6mm x 40mm bore.....	53.99 ea
MC390128	1993-94 1-1/4" bore.....	131.99 ea
MC390250	1995 1-1/4" bore.....	122.99 ea
MC39952	1995-96 28.6mm x 40mm bore.....	53.99 ea
MC390250	1996 1-1/4" bore.....	122.99 ea



1967-69 Original Style Master Cylinder

Reproduction master cylinder for 1967-69 models with front disc and rear drum brakes. This master cylinder features the GM casting numbers on the cylinder and bleeder valves. A must for any purist! Casting #5468309.

E358	1967-69 disc/drum.....	120.99 ea
------	------------------------	-----------



Universal Cast Iron Master Cylinder

This is the Corvette Style cast iron brake master cylinder that is used as a replacement cylinder or in master/booster conversions. Features a 1" bore master cylinder with 9/16" and 1/2" ports on both sides for easier installations. Includes a piston adapter that will allow for power or manual applications. Works on either disc/drum or drum/drum applications.

MM201321	universal.....	60.99 ea
----------	----------------	----------



Smooth Master Cylinder

CPP 1" or 1-1/8" bore smooth black or chrome master cylinder. These aluminum 2 port master cylinders feature a smooth body design with a bolt-on lid. Includes a bullet adapter to easily convert from a deep bore to a shallow bore power brake setup.

MC100BAS	1" black.....	119.99 ea
MC100CAS	1" chrome.....	89.99 ea
MC118BAS	1-1/8" black.....	79.99 ea
MC118CAS	1-1/8" chrome.....	89.99 ea



Electric High Power Master Cylinder

The most innovative system on the market today, this bolt-on solution replaces the OEM brake booster/master cylinder with a compact billet aluminum master cylinder that does not rely on vacuum for power assist. Complete with a remotely mounted power supply, this fully self-contained unit allows the master cylinder to provide between 1400 and 2500 psi. Measures: 8-3/4" long and 3-1/2" wide.

PB10569	all models.....	1695.99 set
---------	-----------------	-------------



Tandem Master Cylinder

These tandem outlet master cylinders are configured for manually actuated, four wheel disc brake applications. They feature a slotted mounting flange that accommodates both hole centers between 3.22" and 3.40". The bodies also feature two through hole mounts on 6.40" centers for side mounting to frame members or other secure elements of the chassis. These master cylinders are manufactured with a 7/8", 1", or a 1-1/8" piston bore providing options for matching volume and stroke requirements, and fluid outlets on both sides of the cylinder to simplify plumbing based on mount location. Available with natural, black, or polished finish.

Natural Finish

2609439	7/8" bore.....	230.99 ea
2608555	1" bore.....	230.99 ea
2608556	1-1/8" bore.....	230.99 ea

Black Finish

2609439BK	7/8" bore.....	277.99 ea
2608555BK	1" bore.....	277.99 ea
2608556BK	1-1/8" bore.....	277.99 ea

Polished Finish

2609439P	7/8" bore.....	277.99 ea
2608555P	1" bore.....	277.99 ea
2608556P	1-1/8" bore.....	277.99 ea



Disc Brake Master Cylinder & Prop Valve

This dual master cylinder and proportioning valve assembly keeps brake proportioning adjustments uncomplicated. Designed for manual and power front disc/rear drum or four wheel disc brake applications. Available in natural finish, bright finish or Wilwood's exclusive black E-coat.

Important: DOT 3 or 4 brake fluid recommended. Not for use with DOT 5 silicone fluid.

1-1/8" Bore for Power Assisted Brakes		
26113270	natural finish.....	359.99 set
26113270P	bright finish.....	401.99 set
26113270BK	black finish.....	401.99 set

1" Bore for Manual Brakes		
26113269	natural finish.....	359.99 set
26113269P	bright finish.....	401.99 set
26113269BK	black finish.....	401.99 set

7/8" Bore for Manual Brakes		
26113271	natural finish.....	359.99 set
26113271P	bright finish.....	401.99 set
26113271BK	black finish.....	401.99 set

15/16" Bore for Manual Brakes		
26113262	natural finish.....	359.99 set
26113262P	bright finish.....	401.99 set
26113262BK	black finish.....	401.99 set

Master Cylinder Components



1958-85 Brake Master Cylinder Rebuild Set

These master cylinder rebuild sets are an exact match to the design of your vehicle's original equipment. With these premium products, you can be certain that your replacement brakes perform just like your original equipment. One set required per cylinder.

1958-70 Drum Brake Master Cylinder

1" Bore Manual Brakes

MK234	1958-61	OE cylinder only	19.99 set
MK234	1962-63	exc. metallic linings	19.99 set
MK234	1964-66	exc. Bendix cyl.	19.99 set

1" Bore Power Brakes

MK235	1959-61	Moraine brakes	13.99 set
MK234	1962-63	replacement cyl only	19.99 set
MK234	1962-63	Moraine brakes	19.99 set
MK234	1964-66	Bendix brakes	19.99 set
MK234	1964-66	Moraine brakes	19.99 set

1967-85 Disc Brake Master Cylinder

Power Brakes

MK501	1967-70	1-1/8" bore	27.99 set
MK1420	1981-84	30mm bore	22.99 set
MK1420	1984	30mm bore	22.99 set
MK1420	1985	30mm bore	22.99 set
MK1420	1985	30mm bore	22.99 set



1962-73 Master Cylinder Gasket

Reproduction master cylinder to firewall gasket used on all vehicles equipped without power brakes.


1256659	1962-73	4.99 ea
---------	---------	-------	---------



1965-66 Master Cylinder Firewall Plug

Reproduction of the plug that mounts to the firewall in the opening under a manual brake master cylinder.

N3000	1965-66	w/manual brakes	14.99 ea
-------	---------	-----------------	----------



Master Cylinder Pushrod Set

This set helps when rebuilding your master cylinder and power booster on your power brake system. Includes plastic sleeve (boot), 2 push pins (1 for a shallow master cylinder, 1 for a deep master cylinder) and the attaching clevis.

PBK10	15.99 set
-------	-------	-----------



Manual Pushrod Set

Special heavy-duty pushrod converts vehicles equipped with power brakes to manual brakes. Uses present master cylinder. Must have deep hole in piston.

398721	27.99 set
--------	-------	-----------

NEW! OEM AUTHORIZED



Universal Master Cylinder Pushrod Kit

Universal fit GM style master cylinder pushrod kit that includes the parts necessary to install on the 10 most common combinations. This 10 piece adjustable master cylinder push rod kit works with power and non-power applications. Accommodates eyelet, clevis and bellcrank configuration.

154235	universal	10 piece	14.99 ea
--------	-----------	----------	----------



Universal Adjustable Brake Pushrod Set

This universal brake pedal pushrod set allows many common configurations for custom installation of power boosters or manual master cylinders. Adjustable length set contains all the necessary components for pedal engagement and height adjustment for most common types of installations. Set includes: adjustable length pushrods, unions, clevis, eyelet and retainer. Includes adapters for 10 common master cylinder pushrod configurations with both power and manual brake systems.

A1726	universal	69.99 set
-------	-----------	-------	-----------



1958 Master Cylinder Hardware Set

Master cylinder hardware set for 1958 Impala models. Fits standard or power brakes. For original equipment master cylinder only. Includes: original style bolt, 2 copper washers, and brass junction block for a complete replacement.

BH400114	1958	4 piece	31.99 set
BH400115	1958	copper washers	6.99 set



Master Cylinder Steel Brake Lines

Features tight 90 degree bends at the master cylinder end. Both lines feature inverted flare ends. The longer of the 2 lines measures approximately 12" from the bend to the end.

PV06	3/8"-24	17.99 ea
------	---------	-------	----------



Master Cylinder Steel Lines

Steel brake lines from master cylinder to combination valve. This pair of lines are correctly bent for mounting the proportion brake valve under the master cylinder. Features: one 9/16"-18 inverted ends on both side and one 1/2"-20 master side. 3/8"-24 inverted ends.

PV07	bottom	17.99 set
PV08	side	17.99 set



1958-66 Brake Distribution Block

These distribution blocks are for 1958-66 full size models. These blocks mount to the frame and the single master cylinder line screws into the top while the left and right front screws into the sides and the front to rear screws into the back. Often these blocks are missing or discarded with the old lines. These brass blocks are exact reproductions with the correct size, shape, and thickness.

BH400104	1958	rear housing	19.99 ea
BJB400	1959-64	rear housing	19.99 ea
BJB401	1958-64	LH	19.99 ea
BJB402	1958-64	RH	19.99 ea
14779	1965	all	23.99 ea
14780	1966	all	23.99 ea
14781	1965-66	dual	38.99 ea

Master Cylinder Components

New!



1964-66 Master Cylinder Cover

Reproduction brake master cover for 1964-66 models. Manufactured to original specifications featuring gold cadmium-plating and correct stamped instructions.

A8500403 1964-66..... 18.99 ea



J9101



T9332B



E338



T9334



K0075

1967-80 Master Cylinder Cover

Reproduction master cylinder covers for 1967-80 Impala models. Features chrome-plating or gold cadmium finish as indicated.

Note: *Cover only.

Single for 3" x 5-5/8"

Chrome-Plated
J9101 1970-80 with bail..... 6.99 ea

Single for 4-7/8" x 2-3/8"

Chrome-Plated
T9332B 1967-69 with bail..... 7.99 ea

Gold Cadmium
E338* 1967-70 manual drum..... 16.99 ea

Dual for 3" x 5-3/4"

Chrome-Plated
T9334 1967-80 with bails..... 10.99 ea

Gold Cadmium
K0075* 1967-80 disc brakes..... 14.99 ea



14296

1967-69 Master Cylinder Cover Bail

These are reproductions of the master cylinder cover bails used on original disc brake master cylinders from 1967-69. These are correct in every way and will fit master cylinders with specific casting numbers ending in either 309 or 346.

14296 1967-68 cast #346..... 21.99 pr
14295 1969 cast #309..... 19.99 pr



1981-96 GM Snap-On Brake Master Cylinder Cover

Replacement master cylinder cover for models with Delco Moraine master cylinders. Measures: 4-1/8" x 6-1/2".

42041 1981-96..... 10.99 ea

New!

OER AUTHORIZED



1981-96 Chrome Master Cylinder Cover

When you're dressing up your engine compartment, don't forget about the master cylinder cover. We now offer a high-quality chrome replacement to fit late model GM cars and trucks for a dash of flash under your hood.

T9635 1981-96 3-1/2" x 6"..... 9.99 ea

New!



MC1001B - installed



MC1001B



MC1001P



MC1002B



MC1002P

Master Cylinder Cover

Customize your Wilwood tandem master cylinder with a new top cover plate. CNC-machined from 6061 aluminum and engineered to be a direct bolt on using the factory screws. These cover plates are available in either a black anodize or polished finish and are manufactured in the USA.

Important: This is master cylinder cap only. Master Cylinder pictured but not included.

Finned Cap
MC1001B black..... 68.99 ea
MC1001P polished..... 68.99 ea

Billet Cap
MC1002B black..... 68.99 ea
MC1002P polished..... 68.99 ea

New!

OER AUTHORIZED



1967-69 Master Cylinder Diaphragm/Gasket

OER® Authorized rubber diaphragm/gasket for 1967-69 Chevrolet full size models with single bail master cylinder covers. Fits many drum brake master cylinders that require a 2-3/8" x 4-7/8" single bail lid.

T3041B 1967-69 full size..... 3.99 ea

OER AUTHORIZED



1967-70 Dual Bail Master Cylinder Cover Diaphragm

Reproduction master cylinder cover diaphragm for models with Delco Moraine style 3" x 5-3/4" master cylinder covers. Replaces OE #s 5455516, 18060006.

Dual Bail Diaphragm
5455516 1967-70 for 3" x 5-3/4" covers.. 7.99 ea

OER AUTHORIZED



1971-80 Single Bail Master Cylinder Cover Diaphragm

Replacement master cylinder cover diaphragm is for use on models with Delco Moraine power master cylinders.

Single Bail Diaphragm
T3042B 1971-80 for 3" x 5-5/8" covers.. 5.99 ea



1981-91 GM Master Cylinder Cover Diaphragm

Genuine GM master cylinder cover diaphragm is for use on 4-1/8" x 6-1/2" plastic master cylinder reservoir.

G8564 1981-91..... 12.99 ea

Power Boosters




1958-68 Master Cylinder/Booster Combo

Brake booster worn out? Replace it with a new integral combination master cylinder and brake booster for models with front discs and rear drum brakes. Available with 9" or 11" booster. The 11" set includes combo valve. Both master cylinders have 1.125" bore.
 GF902109 1958-68 9" booster..... 180.99 ea



1959-70 Booster with Bracket

Reproduction 9" Delco style booster for 1959-70 Chevrolet full size models. Includes brake pedal rod extension and tall brackets.
 RS909421 1959-70 9" 143.99 ea



1968-74 Delco-Moraine Power Booster

When restoring your classic back to original, one of the hardest things to find is an original Delco-Moraine power brake booster, and if you do, it probably isn't in very good condition. This booster features the correct Delco-Moraine stamping on the face and gold cadmium plating. Ready-to-install, booster includes a vacuum fitting, boot, and pushrods. Made in USA.
 PB011 1968-74 11 inch..... 190.99 ea



Roll Control

Used primarily in drag racing to provide positive locking action to the front wheels of race cars. In tests, the Hurst Roll Control has proved a 1/100,000 of a second release time and vibration tests have seen up to 30 G's applied without mechanical failure. Roll Control installation set that includes: lines, fittings and connectors is sold separately.
 1745000 Hurst Roll Control set..... 173.99 set
 5671510 installation set..... 65.99 set



1971-96 Reman. Power Brake Booster

Having trouble with your power brakes? If your vacuum draw is weak, at a level less than 18" of Hg, you may need to replace your power brake booster. Over time, the internal rubber components of the booster can deteriorate, especially if rich gasoline fumes enter the vacuum lines. Replace defective brake boosters and make sure your vehicle has the power to stop safely!

Important: The listings below are for the power brake booster only and do not include the master cylinder assembly (sold separately). Boosters are not currently available in original OEM color.

Note: *With vacuum switch. **Without vacuum switch.

- PB77508 1971-72 dual diaph Delco, 11" 119.99 ea
- PB77508 1973-74 dual diaph Delco, 11" 119.99 ea
- PB77508 1975-76 all..... 119.99 ea
- PB77511 1977 S/W, w/Delco unit..... 99.99 ea
- PB77508 1977 S/W, w/Delco unit..... 119.99 ea
- PB77508 1978 all..... 119.99 ea
- PB77508 1979-80 gas engine..... 119.99 ea
- PB77508 1979-80 w/diesel, hydro boost 137.99 ea
- PB77510 1981-85 gas engine..... 101.99 ea
- PB77509 1981-85 gas engine..... 109.99 ea
- PB77508 1981-85 w/diesel, hydro boost 171.99 ea
- PB77510 1986-90 gas engine..... 101.99 ea
- PB77509 1986-90 gas engine..... 109.99 ea
- PB77511 1991-93 passenger car..... 137.99 ea
- PB71093 1992 police, taxi..... 101.99 ea
- PB71093 1993 taxi..... 101.99 ea
- PB71091 1993 police..... 108.99 ea
- PB71091 1994-95 with 2 wheel disc..... 109.99 ea
- PB74815 1994-95 with 4 wheel disc..... 129.99 ea
- PB74801 1996 w/2 whl disc w/o taxi 109.99 ea
- PB74815 1996 police, taxi..... 129.99 ea
- PB74815 1996 with 4 wheel disc..... 129.99 ea



Universal Power Brake Booster

Universal replacement power brake boosters for a variety of car or truck models. Perfect choice when space is at a premium or custom applications. Will require adjustable pedal rod and correct clevis for your application. Sold separately. Available in various sizes and finishes.

- 7" Single Diaphragm**
- PB1080A zinc..... 59.99 ea
- PB1080B black..... 56.99 ea
- PB1080C chrome..... 84.99 ea
- 7" Dual Diaphragm**
- PB1081A zinc..... 89.99 ea
- PB1081B black..... 89.99 ea
- PB1081C chrome..... 114.99 ea
- 8" Single Diaphragm**
- PB1082A zinc..... 69.99 ea
- PB1082B black..... 118.99 ea
- PB1082C chrome..... 84.99 ea
- 8" Dual Diaphragm**
- PB1083A zinc..... 82.99 ea
- PB1083B black..... 89.99 ea
- PB1083C chrome..... 115.99 ea
- 8" Bendix Style Dual Diaphragm**
- PB1084A zinc..... 118.99 ea
- PB1084B black..... 159.99 ea
- PB1084C chrome..... 134.99 ea
- 9" Slim Single Diaphragm**
- PB1085A zinc..... 69.99 ea
- PB1085B black..... 99.99 ea
- PB1085C chrome..... 109.99 ea
- GM Style 9" Single Diaphragm**
- PB1086A zinc..... 91.99 ea
- PB1086B black..... 139.99 ea
- PB1086C chrome..... 94.99 ea
- GM Style 11" Single Diaphragm**
- PB1088A zinc..... 99.99 ea
- PB1088B black..... 109.99 ea
- PB1088C chrome..... 144.99 ea



Universal Chrome Power Booster

Universal 8" dual diaphragm power brake booster for a variety of full size models. When ordering an universal brake booster please make sure you have the correct brackets or pedal assembly for your application. 3-3/8" Bolt Pattern (Firewall Side) and 3-5/8" Center to Center Bolt Hole (Master cylinder Side)

Note: Will need adjustable pedal rod extension and the correct clevis for your application.

- PB846C universal chrome..... 143.99 ea



Electronic Vacuum Pump Set

It takes 16" of vacuum to properly activate your vehicle's power brake booster. Sometimes, big cammed or supercharged engines don't create enough vacuum to operate the booster, making it more difficult to stop. This vacuum pump will supply the booster with the needed vacuum so your brakes will function properly.

- VP28146 vacuum pump..... 203.99 pr

STEERING, SUSPENSION, REAR END & BRAKES

Power Booster Components



1963-96 Brake Booster Check Valve

Reproduction power brake booster vacuum check valve, correct in fit and function, and, produced in the original "correct" color. Includes rubber grommet.

PB10010 1963-66 faces forward..... 42.99 ea
 KW529 1967-93 exc. police opt. repro 19.99 ea
 G9671 1993 with police opt. GM..... 24.99 ea
 G9671 1994-96 all models, GM..... 24.99 ea



Brake Booster Components

Reproduction 1964-72 GM full size vehicle power brake booster components. Each part is designed to OE specifications.

Check Valve and Grommet Set

Includes the check valve and rubber grommet for Delco-Moraine brake booster.

MP500800 1964-72 9" or 11" booster 24.99 set

Rear Pushrod Boot

Located at the rear of the booster, the boot is used to protect the pushrod and rear of the booster from harmful elements. Fits Delco-Moraine brake boosters.

PB100100 1964-66 with 9" booster 19.99 ea
 PB100100 1967-72 with 11" booster 19.99 ea

Booster Inlet/Retrol Seal

Includes: the front master cylinder seal, check valve and grommet, tail stock silencer, rear boot, and rear boot silencer. Fits Delco-Moraine brake boosters.

PB100101 1964-70 9" or 11" booster 59.99 set

Booster Repair Set

Reproduction brake booster repair set. Each set includes the necessary components to bring your booster back to factory specifications.

Delco-Moraine		
PB100106	1958	232.99 set
PB100107	1959-61	191.99 set
PB100109	1963	232.99 set
PB100102	1964-66	with 9" booster..... 139.99 set
PB100103	1967-74	with 11" booster..... 150.99 set
Bendix		
PB100108	1959-60	191.99 set
MP500816	1962-66	9" booster..... 145.99 set

1958-84 Brake Firewall Pushrod Boot

Reproduction power brake firewall pushrod boot for 1958-64 Chevrolet full size models. This mounts on the firewall on the inside of the vehicle. This keeps out dirt, oil, water, and fumes from the engine compartment getting into the interior of the vehicle through the power brake hole in the firewall.


587215 1958-64 full size..... 9.99 ea



1958-64 Booster Mounting Brackets

These brackets are designed to mount 4-bolt aftermarket master cylinder/booster combinations to the firewall on 1958-64 Chevrolet full size models. This is a high rise style mount that is perfect for engines with tall valve covers that need additional clearance. Includes bracket, lever for master cylinder booster, dust boot, and adjustable rod with clevis and pin.

BBK006 1958-64 full size..... 107.99 set



1958-68 Booster Mounting Brackets

These are brackets for designed for the combination universal master cylinder/booster from The Right Stuff to mount the booster to the firewall. These brackets are available in OE gold steel, stainless steel, black and chrome.

Note: For use on gold color on GF902109, stainless steel on J85315171 and J85315672 universal master cylinder/booster combination.

OE Gold Color		
BBK002	1958	full size..... 20.99 pr
BBK004G	1959-68	full size..... 20.99 pr
Stainless Steel		
BBK002S	1958	full size..... 40.99 pr
BBK004S	1959-68	full size..... 32.99 pr
Black		
BBK002B	1958	full size..... 15.99 pr
BBK004B	1959-68	full size..... 20.99 pr
Chrome		
BBK002C	1958	full size..... 22.99 pr
BBK004C	1959-68	full size..... 24.99 pr



1958-68 Booster Mounting Brackets

These brackets are designed for aftermarket master cylinder/booster combinations, to mount the booster to the firewall of 1959-68 full size models. Will fit most aftermarket 7", 8", 9", or 11" boosters with the standard 3-3/8" square bolt pattern.

BBK004 1958-68 full size..... 20.99 pr




Offset Power Brake Booster Bracket

This offset bracket moves the booster 2" to the left and 1-3/4" up for additional clearance. This provides the necessary clearance for tall valve covers. Includes hardware for mounting bracket to the booster and booster rod.

TF500365 1958-64..... 248.99 ea

NEW! OEM AUTHORIZED



Universal Power Brake Booster Bracket

These brackets are designed for mounting aftermarket 4 bolt master cylinder/booster combinations to the firewall of almost any vehicle that has a flat area for mounting a booster. Universal fit for most aftermarket 7", 8", 9", or 11" boosters with the standard 3-3/8" square bolt pattern. Great way to mount a booster on your street rod, hot rod, or resto-mod truck. Popular choice for mounting booster on the firewall of practically any 1949-77 GM car or 1940-66 Chevrolet or GMC truck.

154829A	gold zinc-plated.....	20.99 ea
154829B	black.....	20.99 ea
154829C	silver zinc-plated.....	20.99 ea



1964-75 Power Brake Tube

Reproduction steel tube which installs between the intake manifold vacuum fitting and the power brake booster hose on 1964-75 Chevrolet Caprice and Impala small and big block engines.

*Note: *Use with K0167, K0122, and K0123 vacuum fitting.*

K099091*	1964-70	small block.....	29.99 ea
K0125	1968-69	big block.....	48.99 ea
K0126	1970	big block.....	23.99 ea
K0307	1971-75	big block.....	30.99 ea



1967-72 Power Brake Hose Set

Reproduction thick walled rubber power brake hose. This hose fits between the intake manifold tube and the power brake booster and often deteriorates due to brake fluid spillage and engine compartment heat. Includes: 2 black pinch clamps, check valve, and grommet.

K0131 1967-72 BB 9-1/2" hose..... 19.99 set

Brake Components



Universal Brake Combination Valve


GM prop valve set for disc/drum or disc/disc setup. Sets include: proportioning valve mounting bracket and left side mount lines. For use with 9/16" and 1/2" ports master cylinders. Disc/drum includes: two 3/8"-24 ports for the front brakes and one 9/16"-18" port for the rear. Disc/disc includes: one 1/2" port for the front brakes and one 9/16"-18 port for the rear. Both include dash warning light connector.

Front Disc, Rear Drum Brakes


PV29200	universal	brass	79.99 set
PV29200B	universal	black	79.99 set
PV29200C	universal	chrome	79.99 set

Front Disc, Rear Disc Brakes

PV49200	universal	brass	79.99 set
PV49200B	universal	black	79.99 set
PV49200C	universal	chrome	79.99 set



391350




391351

1967-72 Brake Combination Valve Set for Drum to Disc Conversion

The brake combination valve provides proper front to rear brake force balance. This set includes fluid metering and distribution block and system failure light switch. Includes a custom bracket to mount to master cylinder, avoiding frame/header clearance problems. Also includes pre-bent master cylinder to combination valve lines.

391350	1967-72	drum/disc brakes	114.99 set
391351	1967-72	disc/disc brakes	114.99 set

OEZ AUTHORIZED



1967-72 Brake Combination Valve

If you need a new disc brake metering valve or want the more updated look of a brake combination valve in your 1967-70 full size, or need a replacement for a 1971-72, these carefully machined reproduction brass combination valves are the perfect replacement solution. Will fit and function for all 1967-72 models with either factory disc/drum, disc/drum or disc/disc brake conversions. Available as a valve only or as a set including: valve, bracket, and hardware, and as a set including: valve, bracket, hardware, and lines.

Combination Valve Sets

PV71K	1967-72	w/disc/drum brakes	109.99 set
PV72K	1967-72	w/disc/disc brakes	101.99 set

Combination Valves Only

PV71	1967-72	w/disc/drum brakes	45.99 ea
PV72	1967-72	w/disc/disc brakes	82.99 ea

Mounting Bracket Only

PVB71	1967-72	mounting bracket	14.99 ea
-------	---------	------------------	----------

Mounting Brackets with Correctly Bent Lines

PV01	1967-74	LH mount	24.99 set
PV02	1967-74	RH mount	24.99 set



Disc/Drum Brake Metering Valve

This universal brake proportioning valve kit is designed to replace a missing or damaged factory proportioning valve on models with disc front and drum rear brakes (dual reservoir M/C). Combination valve kit is a necessary item when installing a disc brake conversion kit in a classic car. Includes: proportioning valve, mounting bracket, adapter fittings, warning switch pigtail, instructions, and a special tool to help bleed the system.

2B091C	universal		136.99 ea
--------	-----------	--	-----------

OEZ AUTHORIZED



- Rotary adjustment to regulate pressure
- Five 3/8" ports
- Two Front ports and One Rear port
- Two Ports feed master cylinder
- Five 3/8"-24 brake line fittings
- Brake light sensor wiring pigtail

Universal Adjustable Combination Valve

Universal adjustable brake combination valve. Features a rotary adjustment to regulate brake pressure. Includes five stainless steel fittings for 3/8" brake line, brake light switch, wiring pigtail, and residual valves where applicable.

Note: *With residual valves.

PB1109	valve only	70.99 ea
PB1110*	with drum/drum	95.99 ea
PB1112*	with disc/drum	95.99 ea
PB1113*	with disc/disc	85.99 ea



1958-77 Chrome Proportioning Valve

Chrome proportioning valve for disc/drum conversions or replacement of defective valve on disc/drum brakes.

TF500239	1958-77	chrome	130.99 ea
----------	---------	--------	-----------



Adjustable Proportioning Valve

The next generation adjustable proportioning valve from Wilwood combines the latest refinements in manufacturing processes and materials to deliver precise pressure metering and unyielding strength from its compact and lightweight, forged billet design. Precision proportioning from 100 to 1000 psi. At full release, valve is capable of up to 57% reduction in line pressure. The new, smaller body accommodates easy mounting in a variety of locations in conjunction with two .25" diameter holes on 1.00" centers. Along with standard 1/8" NPT inlet and outlet ports and two 1/8" NPT to 3/8-24 inverted flare brake line adapters included with each valve makes installation simple.

2608419			48.99 ea
---------	--	--	----------

1967-69 Disc Brake Metering Valve

Cosmetically correct reproduction valve for all 1967-69 models with disc brakes. The metering valve prevents the front brakes from locking up before the rear brakes have had a chance to activate. A bad metering valve can cause severe nose diving during braking and excessive front brake pad wear. Mounts remotely to the master cylinder, including original style mounting bracket.

F68691	1967-69	with disc brakes	52.99 ea
--------	---------	------------------	----------

Brake Components



Adjustable Proportioning Valve

The PRO-BLOCK is a precision-machined combination distribution block and adjustable proportioning valve in one. The valve connects to the master cylinder and distributes brake fluid to all four wheels, while the adjustable proportioning valve regulates rear brake pressure, maintaining correct bias between front and rear brakes. A built-in switch activates brake lights when brake pedal is depressed.

Important: This is not a direct factory replacement for original blocks and some line modifications may be necessary.

APVDB black anodized finish..... 94.99 ea
 APVDBC chrome finish..... 104.99 ea



Universal Proportion Valve Block

Universal proportion valve and distribution block all in one. Features a rotary adjustment to regulate rear brake pressure and help maintain correct brake bias between front and rear. Distribution block connects to master cylinder and distributes brake fluid to all four wheels. Includes five stainless steel fittings for 3/16" brake line, brake light switch, and wiring pilot.

PB1107 without lines and bracket 70.99 ea
 PB1108 w/pre-bent lines and bracket 116.99 ea



Residual Pressure Valve

A 2 pound valve is used in disc brake systems where the master cylinder is mounted below the horizontal plane of the calipers and fluid drain back occurs from gravity and vibration, thereby causing excessive caliper piston retraction and a longer brake pedal stroke. A 10 pound valve is used with drum brake vehicles to compensate for return spring tension in the drums. Fittings are included.

2 Pound Valve - Blue
 26013783 with fittings..... 22.99 ea
10 Pound Valve - Red
 26013784 with fittings..... 22.99 ea



Universal Residual Pressure Valve

Residual pressure valves retain a minimum brake line pressure to help eliminate excessive pedal travel in both disc and drum brake systems. The 2 pound valve is used in disc brake applications where the master cylinder is mounted below the horizontal plane of the calipers. With drum brakes, a 10 pound valve is used to compensate for return spring tension and maintain wheel cylinder sealing in the drums. Residual Pressure Valves are made from billet aluminum and color coded for easy identification. Valves with fittings are supplied with two 1/8-27 NPT to 3/4-24 inverted flare female fittings that will fit most domestic 3/16th hard brake line.

2 Pound Valve - Blue
 PV2924BL with fittings 10.99 ea
10 Pound Valve - Red
 PV2924RD with fittings 10.99 ea



Universal Brake Proportioning Valve Bottom Mount Bracket

Universal fit proportioning valve/combination valve mounting brackets mount the combination valves either to the frame or directly under the master cylinder, providing access to lines and fittings. Each stamped steel bracket is chrome-plated or zinc-plated for superior corrosion resistance.

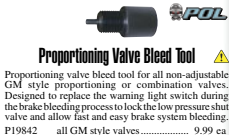
153652A zinc 11.99 ea
 153652B chrome 16.99 ea



Universal Brake Proportioning Valve LH Mount Bracket Set

Universal fit bracket to mount the proportioning valve on the LH side of the master cylinder towards the driver side fender. Will fit most aftermarket 7-11 boosters with a GM style master cylinder. Mounting hardware is provided.

153653A zinc-plated..... 11.99 set
 153653B chrome-plated..... 14.99 set



Proportioning Valve Bleed Tool

Proportioning valve bleed tool for all non-adjustable GM style proportioning or combination valves. Designed to replace the warning light switch during the brake bleeding process to lock the low pressure shut valve and allow fast and easy brake system bleeding.

P19842 all GM style valves..... 9.99 ea



Bleeder Screw Dust Caps

These dust caps are installed in seconds on your brake bleeder screws to keep road debris and the elements from plugging the orifice.

KW561 4.99 pr



1962-96 Brake Bleeder Valve

Bleeder valves should be replaced whenever rebuilding your brakes. After years of use the valve can become stripped, broken, or clogged.

12489575 1962-79 5/16"-24 4.99 ea
 K0103 1965 disc brakes..... 16.99 set
 K0104 1967 drum brakes..... 7.99 set
 D91161 1979-96 all..... 7.99 ea



1967-72 Brake Bleeder Screw Set

Reproduction brake bleeder screw set for 1967-72 full size models with front disc brakes. This high quality bleeder screw set features the correct size original style bleeders with the correct finish. Includes 2 for the master cylinder, 2 for the front calipers and 2 for the rear wheel cylinders.

G6579K 1967-72 6 piece..... 12.99 set



Speed Bleeder Screws

Now you can bleed your hydraulic braking system quickly and easily by yourself. Speed Bleeders simply replace your original bleeder screws at each wheel cylinder or caliper. The patented, spring loaded check valve in each speed bleeder lets you open the bleeder once, and leave it open until you've finished bleeding that wheel. Sold in pairs.

Front
 2208D disc 1/4"-28 18.99 pr
 2208E disc 3/8"-20 18.99 pr
 2208F disc 10mm-1.0 18.99 pr
 2208G disc 3/8"-3.4 18.99 pr
 2208H disc 10mm-1.0 18.99 pr

Rear
 2208D drum 1/4"-28 18.99 pr
 2208E drum 3/8"-20 18.99 pr
 2208F disc 10mm-1.0 18.99 pr
 2208H disc 10mm-1.0 18.99 pr

Brake Line Sets



Front Brake Line Set

This reproduction front brake lines are made from OEM material for a stock look or Stainless Steel which offers a longer life span and custom look. They include all the necessary components from the distribution block/proportioning valve forward. All lines have the correct color coded fittings, have been pre-fitted for easy installation, are machine double flared for a safe, no leak fit. Reproduced with the discriminating restorer in mind.

Important: Photo for illustration purposes only, set contents may vary.

Emissions Note: * Non-CARB compliant (not legal for emission controlled vehicles).

Original Material

Standard Brakes	Year	Quantity	Price
BKT5801	1958	4 piece	62.99 set
BKT5901	1959-61	4 piece	62.99 set
CKT5901	1960	4 piece - El Camino	62.99 set
BKT6201	1962-64	4 piece	62.99 set
BKT6501	1965	3 piece	62.99 set
BKT6601	1966	3 piece	62.99 set
BKT6701	1967-68	4 piece	70.99 set
BKT6901	1969	4 piece	70.99 set

Power Brakes

BKT5802	1958	4 piece	62.99 set
BKT5902	1959-61	4 piece	62.99 set
CKT5902	1960	4 piece - El Camino	62.99 set
BKT6202	1962-64	4 piece	62.99 set
BKT6502	1965	3 piece	62.99 set
BKT6602	1966	3 piece	62.99 set
BKT6702	1967-68	4 piece	70.99 set

Power Disk

BKT6703	1967-68	5 piece	70.99 set
BKT6903	1969	5 piece	70.99 set
BKT7003	1970	5 piece	70.99 set

Power Drum

BKT6902	1969	4 piece	70.99 set
---------	------	---------	-----------

Stainless Steel

Standard Brakes	Year	Quantity	Price
BKT5801S	1958	4 piece	83.99 set
BKT5901S	1959-61	4 piece	83.99 set
CKT5901S	1960	4 piece - El Camino	83.99 set
BKT6201S	1962-64	4 piece	83.99 set
BKT6501S	1965	3 piece	77.99 set
BKT6601S	1966	3 piece	77.99 set
BKT6701S	1967-68	4 piece	101.99 set
BKT6901S	1969	4 piece	101.99 set

Power Brakes

BKT5802S	1958	4 piece	83.99 set
BKT5902S	1959-61	4 piece	83.99 set
CKT5902S	1960	4 piece - El Camino	83.99 set
BKT6202S	1962-64	4 piece	83.99 set
BKT6502S	1965	3 piece	77.99 set
BKT6602S	1966	3 piece	77.99 set

Power Disk

BKT6703S	1967-68	5 piece	101.99 set
BKT6903S	1969	5 piece	101.99 set
BKT7003S	1970	5 piece	101.99 set

Power Drum

BKT6902S	1969	4 piece	101.99 set
BKT6702S	1967-68	4 piece	101.99 set



Front to Rear Brake Line

This reproduction front to rear brake lines are made from OEM material for a stock look or Stainless Steel which offers a longer life span and custom look. All lines have the correct color coded fittings, have been pre-fitted for easy installation and is machine double flared for a safe, no leak fit. Reproduced with the discriminating restorer in mind.

Note: Shipped double oversized.

Original Material

BIN5801	1958	all	42.99 ea
BIN5901	1959-64	all	42.99 ea
CIN606EC	1960	El Camino	63.99 ea
BIN6501	1965	all	51.99 ea
BIN6601	1966	all	51.99 ea
BIN6701	1967-68	all	51.99 ea
BIN6901	1969	all	51.99 ea
BIN7001	1970	all	51.99 ea
BIN7101	1971	all	51.99 ea
BIN7501	1975	all	51.99 ea
BIN9501	1995-96	Impala SS	63.99 ea

Stainless Steel

BIN5801S	1958	all	63.99 ea
BIN5901S	1959-64	all	63.99 ea
CIN606CS	1960	El Camino	89.99 ea
BIN6501S	1965	all	77.99 ea
BIN6601S	1966	all	77.99 ea
BIN6701S	1967-68	all	77.99 ea
BIN6901S	1969	all	77.99 ea
BIN7001S	1970	all	77.99 ea
BIN7101S	1971	all	77.99 ea
BIN7501S	1975	all	77.99 ea
BIN9501S	1995-96	Impala SS	89.99 ea



Rear Axle Brake Lines

This reproduction rear axle brake lines are made from OEM material for a stock look or Stainless Steel which offers a longer life span and custom look. All lines have the correct color coded fittings, have been pre-fitted for easy installation and is machine double flared for a safe, no leak fit. Reproduced with the discriminating restorer in mind.

Original Material

BRA5801	1958	all	31.99 pr
BRA5901	1959-64	all	31.99 pr
BRA6501	1965-69	w/std rear	31.99 pr
BRA6701	1967-70	w/std rear	31.99 pr
BRA7101	1971-73	w/std rear	31.99 pr
BRA7501	1975	w/std rear	31.99 pr
BRA8401	1984	Impala	31.99 pr
BRA8901	1989	Caprice	31.99 pr
BRA9501	1995-96	w/std rear	31.99 pr

Stainless Steel

BRA5801S	1958	all	44.99 pr
BRA5901S	1959-64	all	44.99 pr
BRA6501S	1965-69	w/std rear	44.99 pr
BRA6701S	1967-70	w/std rear	44.99 pr
BRA7101S	1971-73	w/std rear	44.99 pr
BRA7501S	1975	w/std rear	44.99 pr
BRA8401S	1984	Impala	44.99 pr
BRA8901S	1989	Caprice	44.99 pr
BRA9501S	1995-96	w/std rear	44.99 pr



Stainless Steel Braided Flexlines

Wilwood's stainless steel braided flexline sets are manufactured to high-quality standards and are available in various styles. These premium grade flexline sets have been designed for application specific sets. They are available as an optional item when ordering your disc brake sets and include all the required fittings. Wilwood highly recommends using these high-quality flexlines as replacement for the OE rubber hoses.

Application Specific Flexline Set

2207056	1964-72 - front	69.99 set
22010509	1979-90 - front	69.99 set

Universal Flexline Sets

16" Flexline Set	with 3/8"-24 chassis fitting	69.99 set
2207699	3/8"-24 chassis w/M10 Banjo	80.99 set

18" Flexline Set	with 3/8"-24 chassis fitting	69.99 set
2206471	with 7/16"-24 chassis fitting	80.99 set

Flexline Sets for D52 Calipers

14" Flexline Set	with 3/8"-24 chassis fitting	80.99 set
------------------	------------------------------	-----------

16" Flexline Set	with 3/8"-24 chassis fitting	69.99 set
22011372	3/8"-24 to 7/16" Banjo	80.99 set

18" Flexline Set	with 3/8"-24 chassis fitting	69.99 set
2206471	with 7/16"-24 chassis fitting	80.99 set
22011373	3/8"-24 to 7/16" Banjo	80.99 set

20" Flexline Set	with 3/8"-24 chassis fitting	69.99 set
22011718	3/8"-24 to 7/16" Banjo	86.99 set

22" Flexline Set	with 3/8"-24 to 7/16" Banjo	80.99 set
22011719	3/8"-24 to 7/16" Banjo	80.99 set



Brake Line Fitting

Wilwood's brake line fittings are manufactured to high-quality standards and are available in various sizes and configurations.

Caliper Fitting

-3 Male to 1/8"-27 NPT Male		
2206956	straight	10.99 ea
2206412	45 degree	10.99 ea
22013125	90 degree	9.99 ea


Frame Fitting

-24 Inverted Flare to -3 Male		
22013124	3/8"	9.99 ea
2206457	7/16"	10.99 ea
-1.0 Inverted Flare to -3 Male		
2206413	10mm	10.99 ea
2206890	10mm	15.99 ea

Adapter

-24 Female IF to 1/8"-27 NPT Male		
2200628	3/8" - 4 piece	10.99 set

Brake Hose Sets



1958-90 Hydraulic Brake Flex Hose

These high-quality replacement brake hoses are just what is needed to complete your brake system. These hoses are extra durable and produced using DOT approved brake fluid resistant ribbed hose.

Gold Cadmium Finish

These hoses are produced with the original style fittings and are plated in the correct gold cadmium finish. Also includes the correct flex hose clip attached directly to the hose.

Front			
FH45	1958-66	drum	14.99 ea
FH03	1967-70	disc - 15-1/2"	14.99 ea
FH14	1967-70	drum	14.99 ea
FH46	1967-70	disc	22.99 ea
G5694	1977-78	disc	14.99 ea
Rear			
FH47	1958-62	all	33.99 ea
FH33	1963	w/14-1/2" rear hose	14.99 ea
FH45	1963	w/15-5/8" rear hose	14.99 ea
FH33	1964	all	14.99 ea
FH49	1965	16-3/8" length	18.99 ea
FH36	1966	all	23.99 ea
FH50	1967-68	all	19.99 ea
FH51	1969-70	12-3/4" length	33.99 ea
G5693	1974-90	drum	14.99 ea

Stainless Steel Finish

All hoses are made to meet or exceed SAE J1401 and FMVSS 106 standards.


Front			
BH32070	1958-66	drum	9.99 ea
BH36555	1967-70	drum	9.99 ea
BH36617	1967-70	disc	36.99 ea
BH36646	1971-73	disc	13.99 ea
BH36773	1974-76	disc	10.99 ea
Rear			
BH26913	1958-63	w/15-5/8" rear hose	24.99 ea
BH35017	1963-64	w/14-1/4" rear hose	9.99 ea
BH36528	1965	all	31.99 ea
BH36565	1966	all	13.99 ea
BH36543	1967-68	all	9.99 ea
BH36588	1969-70	all	13.99 ea
BH36692	1971-72	drum	31.99 ea
BH36765	1971-76	all	12.99 ea
BH36767	1974-90	all	9.99 ea



1958-70 Hydraulic Brake Flex Hose

Get the best in appearance and extreme performance with braided stainless hoses. Our hoses feature a single crimp/swage fitting on each end with a black nylon jacket for a clean, professional look. Unlike many of the braided stainless hose kits out there, these braided stainless hoses are bolt-on replacements with no need for ugly screw-on adapters or fittings. A clear coating on the hose itself allows for easy cleaning. Full DOT approval is assurance that these hoses are safe for use on any public roadway. Banjo bolts and copper washers are included when needed.

FH45S	1958-66	front drum	54.99 ea
FH47S	1958-62	rear	43.99 ea
FH33S	1963	rr w/14-1/2" rr hose	38.99 ea
FH45S	1963	rr w/15-5/8" rr hose	54.99 ea
FH33S	1964	rear	38.99 ea
FH49S	1965	rear	52.99 ea
FH36S	1966	rear	41.99 ea
FH14S	1967-70	front drum	33.99 ea
FH03S	1967-70	front disc	35.99 ea
FH50S	1967-68	rear	52.99 ea
FH15S	1969-70	rear	41.99 ea



1991-96 Steel Brake Hose Set

Increased stopping power, better pedal feel, and improved safety are some of the qualities you can expect with stainless steel brake lines. Eliminate "mushy brake" feel caused by rubber lines that swell under pedal pressure. These quality brake lines are subjected to a 9 step quality assurance testing process including pressure testing each line up to 3000 psi. All lines are DOT certified and T.U.N. (Germany) approved. The Caprice set includes 3 hoses, and the Impala SS set includes 5 hoses.

B12221	1991-96	Caprice w/rear drum	124.99 set
B12222	1994-96	Impala SS	186.99 set



1958-64 Disc Flex Brake Hoses

These high-quality replacement rubber brake flex hoses are just what you need to complete your brake system rebuild. Includes C-clips. Sold in pairs, fits LH or RH side. Hoses have a 10mm banjo bolt hole and a female 3/8"-24 threaded end.

FH309	1959-64	front	51.99 pr
-------	---------	-------	----------



1958-68 Rear Brake Hose Tee Fitting

Replacement brake hose fitting. This brass tee fitting can be used on all 1958-68 rear brake hoses with a 7/16"-20 thread size. The tee fitting is often thrown away with the rear brake hose. This fitting is designed to solve several hours of headache and problems trying to remove the old fitting from the hose without damaging it.

BF02	1958-68		12.99 ea
------	---------	--	----------



1969-86 Brake Line Hose Bolts

Specialty drilled bolt that secures the brake line to the caliper.

393706	1969-77	7/16"-20	14.99 set
393705	1978-86	10mm	13.99 set



1978-83 Brake Hose Banjo Bolt Set

Reproduction single piston caliper brake hose banjo bolt and copper washer set. Features the factory correct 5/8" bolt head. Includes 2 bolts and 4 crush washers.

1253565	1978-83	10mm-1.5	9.99 set
---------	---------	----------	----------



1969-77 Brake Hose Copper Washer Set

Reproduction brake hose copper washer seal. Sold individually, use as required.

B11283	1969-77	45° i.d. x .03 thick	.99 ea
--------	---------	----------------------	--------

Parking Brake Parts

New!



A9507801



A9507807



A9507808



1958-93 Push Button Parking Brake

The E-Stop is the perfect E-brake for stock or custom vehicles. It not only frees up room on the chassis and in the cab but doubles as an anti-theft device when the button is hidden. It works with any kind of brake system that can accept an E-brake cable. Includes the actuator, the control box with switch and wire connectors. It replaces hand, pedal, or lever brake and mounts conveniently under the vehicle's carriage. The E-Stop attaches directly to your current E-brake cable and has a micro-computer that regulates the proper amount of pressure to your braking system - it will only pull up to 600 lbs before its locked down. For safety, the brake is inoperable while the ignition is on. Made in USA.

Important: If your brake cables are old, we recommend purchasing Lokar's universal rear parking brake cables. You have a choice of a black housing BC80B or a stainless steel housing BC80. It will make the installation easier and cleaner.

A9507801	standard set	519.99	set
A9507807	replacement controller	159.99	ea
A9507808	replacement actuator	449.99	ea

New!



BAF202

BAF201

1977-96 Parking Brake Drum Lever

Reproduction parking brake lever for 1977-96 Chevrolet full size models with 9-1/2" rear drum brakes. This is the lever that gets pulled by the parking brake cable and holds the shoes to the drum.

BAF201	1977-96	LH	14.99	ea
BAF202	1977-96	RH	14.99	ea

New!



1977-80 Park Brake Lever Bar and Spring

Reproduction parking brake lever bar, and spring set for 1977-80 Impala and Caprice models with 9-1/2" brakes. Manufactured to factory specifications out of stamped steel, and heat treated for added strength. Includes park brake lever, horizontal guide, and spring.

153586	1977-80	LH	34.99	set
153587	1977-80	RH	34.99	set

New!



1958-64 Parking Brake Spreader Bar

Reproduction parking brake spreader bar for 1958-64 models. Mounts inside the brake drum. 2 required per vehicle.

BRS001	1958-64	9.99	ea
--------	---------------	------	----



1965-88 Park Brake Guide Bar Springs

Reproduction park brake guide bar springs for full size models. These are the green springs for the park brake guide bar.

A9500101	1965-88	11.99	pr
----------	---------------	-------	----



1958-64 Park Brake Adjusting Rod

Reproduction park brake adjusting rod for all 1958-64 full size models. Prevent your vehicle from rolling away when parked by ensuring the function of your parking brake. Designed to exact specifications, this reproduction rod attaches between the rear park brake idler lever and the equalizer for park brake adjustment. Includes: nuts, lock washer, and cotter pin.

92062	1958-64	29.99	set
-------	---------------	-------	-----



1982-96 Parking Brake Switch

Located in the parking brake release handle of 1982-96 full size models, this reproduction parking brake switch is needed to alert the driver whenever the parking brake is applied on the vehicle.

SW2090	1982-96	4.99	ea
--------	---------------	------	----

New!



1958 Parking Brake Handle

Reproduction parking brake release handle for 1958 Chevrolet full size models. Features correct contours and lettering to restore and improve the appearance of your interior.

A5869	1958	handle	27.99	ea
-------	------	--------------	-------	----



C1006



3893178

1961-69 Parking Brake Release Handle

Reproduction parking brake release handles for 1961-69 full size models. The OER® reproduction is manufactured to OEM specifications and features the correct lettering for an exact replacement. Choose between the OER® reproduction, the GM service replacement part, or the chrome reproduction handle. All handles will install on your original shaft and feature the words "BRAKE RELEASE" as pictured.

C1006	1961-67	black repro	7.99	ea
3893178	1968-69	chrome repro	11.99	ea
3893179	1968-69	black OER®	8.99	ea



1970-76 Park Brake Release Rod Grommet

OER® reproduction park brake release rod grommet for 1970-76 full size models. Manufactured in injection molded ABS replicating the original in fit and functionality. A necessary component when repairing or replacing the park brake assembly. One required per vehicle.

3945592	1970-76	5.69	ea
---------	---------------	------	----

Impala Parking Brake Cables & Cable Sets

Parking brake cables and components for 1958-79 Impala models. These parking brake components are available individually or as a set

in your choice of original material or stainless steel. All our sets will include installation hardware for that specific set.



1958-64 Impala, Bel Air, Biscayne Models

Intermediate Cables

91984	1958-64	OE material	21.99 ea
1253467	1958-64	stainless steel	24.99 ea

Rear Cables

92060	1958-64	OE material	19.99 ea
1253468	1958-64	OE material	74.99 pr
		stainless steel	49.99 ea



1958-66 Impala, Bel Air, Biscayne, Caprice Models

Parking Brake Cable Sets

1253475	1965-66	OE material	119.99 set
1253476	1965-66	stainless steel	179.99 set

Front Cables

1253470	1965-66	OE material	44.99 ea
1253471	1965-66	stainless steel	54.99 ea

Intermediate Cables

92308	1965-66	OE material with Powerglide	21.99 ea
1253472	1965-66	stainless steel with Powerglide	19.99 ea

Rear Cables

92267	1965	OE material	23.99 ea
1253473	1965	stainless steel	49.99 ea
92267	1966	OE material	23.99 ea
1253474	1966	stainless steel	49.99 ea



1967-70 Impala, Bel Air, Biscayne, Caprice Models

Note: *For models with TH400 only.

Parking Brake Cable Sets

1253483	1967-70	OE material	119.99 set
1253485*	1967-70	OE material	119.99 set
1253484*	1967-70	stainless steel	179.99 set
1253486*	1967-70	stainless steel	179.99 set

Front Cables

92325	1967-70	OE material	26.99 ea
92444*	1967-70	OE material	26.99 ea
1253477	1967-70	stainless steel	54.99 ea
1253478*	1967-70	stainless steel	54.99 ea

Intermediate Cables

1253479	1967-70	OE material	14.99 ea
92410*	1967-70	OE material	16.99 ea
1253480	1967-70	stainless steel	19.99 ea
1253481*	1967-70	stainless steel	24.99 ea

Rear Cables

92267	1967-70	OE material	23.99 ea
1253482	1967-70	stainless steel	49.99 ea



1971-76 Impala, Bel Air, Biscayne, Caprice Models

Parking Brake Cable Sets

1253493	1971-76	OE material	139.99 set
1253494	1971-76	stainless steel	189.99 set

Front Cables

1253487	1971-76	OE material	49.99 ea
1253488	1971-76	stainless steel	59.99 ea

Intermediate Cables

1253489	1971-76	OE material	14.99 ea
1253490	1971-76	stainless steel	19.99 ea

Rear Cables

1253491	1971-76	OE material	44.99 ea
1253492	1971-76	stainless steel	54.99 ea



1977-79 Impala and Caprice Models

Rear Cables

1253495	1977-79	OE material	LH	54.99 ea
1253497	1977-79	OE material	RH	64.99 ea
1253496	1977-79	stainless steel	LH	64.99 ea
1253498	1977-79	stainless steel	RH	74.99 ea



Parking Brake Cable

Complete the installation of your Wilwood parking brake set! These cable sets are compatible with all Wilwood internal drum parking brake sets, including the Dynalite and Superlite sets. This cable connects Wilwood's parking brake mechanism to your vehicle's OE equalizer assembly. The cables are simple to install and adjust. The black cable housing finish disappears under the vehicle for a clean looking undercarriage.

3309371 parking brake cable set with clevises 159.99 set

Brake Components



1967-96 Replacement Disc Brake Rotor

Premium grade replacement brake rotors feature machined non-friction surfaces for better balancing, creating a cleaner, more finished looking rotor that dissipates heat effectively to provide better stopping power, especially in repeated stopping situations. Each rotor features a double disc ground finish to virtually eliminate run out thickness variations, producing a non-directional finish for better pad and rotor break-in. The 1967-70 rotors were originally a 2 piece design, now replaced with a one piece design.

Note: *Replaces factory 2 piece rotor design.

Front Rotors

For 4 Piston Calipers

E286*	1967-68	5 x 4-3/4"	214.99 ea
CB2082A	1971-76	5 x 5"	68.99 ea
CB2088A	1977	5 x 5"	88.99 ea
CB2089A	1978-90	5 x 5"	74.99 ea

11-1/64" Diameter

CB2099A	1977-78	5 x 4-3/4"	57.99 ea
CB2091A	1979-90	5 x 4-3/4"	57.99 ea


11-55/64" Diameter with ABS Ring

CB2101A	1991-96	5 x 5"	111.99 ea
---------	---------	--------	-----------

Rear Rotors

11-39/64" Diameter

CB2121A	1994-96	5 x 5"	35.99 ea
---------	---------	--------	----------



1971-96 Sport Rotor - Drilled/Slotted

Performance wheels and tires are best complemented with these direct replacement drilled and slotted rotors. These rotors resist cracking under stress, prevent glazing of the pads, add bite, and improve wet and dry braking performance. Every rotor is produced from a high-quality casting and finished in a durable corrosion resistant coating.

Front Rotors

11-7/8" Diameter

CB2082DL	1971-76 LH	5 x 5"	193.99 ea
CB2082DR	1971-76 RH	5 x 5"	193.99 ea

With 11" Rear Drums

CB2088DL	1977 LH	5 x 5"	188.99 ea
CB2088DR	1977 RH	5 x 5"	188.99 ea

With 9-1/2" Rear Drums

CB2099DL	1977-78 LH	5 x 4-3/4"	175.99 ea
CB2099DR	1977-78 RH	5 x 4-3/4"	175.99 ea

11-1/64" Diameter

CB2091DL	1979-90 LH	5 x 4-3/4"	176.99 ea
CB2091DR	1979-90 RH	5 x 4-3/4"	176.99 ea

11-55/64" Diameter with ABS Ring

CB2101DL	1991-96 LH	5 x 5"	261.99 ea
CB2101DR	1991-96 RH	5 x 5"	261.99 ea

Rear Rotors

11-39/64" Diameter

CB2121DL	1994-96 LH	5 x 5"	141.99 ea
CB2121DR	1994-96 RH	5 x 5"	141.99 ea



1971-96 Sport Rotor - Slotted

Direct replacement rotors are 1 piece, slotted discs for your factory brake system. They offer improved cooling as well as a signature "short slot" design which wipes away the debris of used friction material that otherwise accumulates between the rotor and pad, keeping fresh pad material exposed to the rotor and reducing pad glazing. The edges sweeping the pad slightly increase the effective coefficient of friction, or "bite", amplifying brake system response. By providing an escape path for water, slotted rotors can also improve initial brake response under wet conditions.

Front Rotors

11-7/8" Diameter

CB2082BL	1971-76 LH	5 x 5"	180.99 ea
CB2082BR	1971-76 RH	5 x 5"	180.99 ea

With 9-1/2" Rear Drums

CB2099BL	1977-78 LH	5 x 4-3/4"	162.99 ea
CB2099BR	1977-78 RH	5 x 4-3/4"	162.99 ea

11-1/64" Diameter

CB2091BL	1979-90 LH	5 x 4-3/4"	163.99 ea
CB2091BR	1979-90 RH	5 x 4-3/4"	163.99 ea

11-55/64" Diameter with ABS Ring

CB2101BL	1991-96 LH	5 x 5"	249.99 ea
CB2101BR	1991-96 RH	5 x 5"	249.99 ea

Rear Rotors

11-39/64" Diameter

CB2121BL	1994-96 LH	5 x 5"	129.99 ea
CB2121BR	1994-96 RH	5 x 5"	129.99 ea



1971-96 Sport Rotor - Slotted Cryo

These rotors are given a cryogenic treatment. Deep cryogenic treatment is a one time process that permanently improves the performance and service life of metal components. The rotors are cooled to -300 degrees F, then gradually heated to +300 degrees F, before being slowly returned to room temperature. Although not apparent to the naked eye, the improvements to the rotor are significant. The cryogenic treatment process redistributes residual stress in the rotor giving it extra protection against thermal distortion, extending the wear life of the brake disc.

Note: Special order. Must be prepaid, non-returnable.

Front Rotors

11-7/8" Diameter

CB2082CL	1971-76 LH	5 x 5"	204.99 ea
CB2082CR	1971-76 RH	5 x 5"	204.99 ea

With 9-1/2" Rear Drums

CB2099CL	1977-78 LH	5 x 4-3/4"	187.99 ea
CB2099CR	1977-78 RH	5 x 4-3/4"	187.99 ea

11-1/64" Diameter

CB2091CL	1979-90 LH	5 x 4-3/4"	188.99 ea
CB2091CR	1979-90 RH	5 x 4-3/4"	188.99 ea

11-55/64" Diameter with ABS Ring

CB2101CL	1991-96 LH	5 x 5"	269.99 ea
CB2101CR	1991-96 RH	5 x 5"	269.99 ea

Rear Rotors

11-39/64" Diameter

CB2121CL	1994-96 LH	5 x 5"	155.99 ea
CB2121CR	1994-96 RH	5 x 5"	155.99 ea

New! In-line tube



1965-72 Disc Brake Conversion Nut Set

This 18 piece hardware set includes the front rotor and spindle nuts, washers, pins necessary to hold the rotor or drum to the spindle, spindle to the upper/lower control arms and the spindle to the end link. For use with disc or drum brakes.

1253510 1965-72 18 piece..... 24.99 set

New! In-line tube



1964-72 Spindle Nut and Washer Set

This hardware set includes the front nuts, washers and pins needed to hold the rotor to the spindle for disc brakes and hub for drum brakes.

1253509 1964-72 6 piece..... 12.99 set



Brake Caliper/Brake Drum Paint System

Available in 11 colors, this system is the most complete brake caliper paint set available with brush-on application, high gloss finish, and the heat resistance of up to 950 degrees F! Includes: two component paint system, caliper cleaner, brush and mixing stick. Seals and protects from oils and corrosion. Choose from red, yellow, blue, silver, black, purple, green, white, gold, orange, or pink. Contains enough paint for 4 large calipers or 2 brake drums.

G221600 specify color..... 84.99 set

1968-96 Single Piston Caliper Repair Set

Fits 1968-96 GM OEM single piston front calipers. Each set repairs 1 caliper and includes a new caliper piston, piston boot, piston seal, brake pad retainer spring, 2 caliper bolts, 2 caliper bolts guides, 4 caliper bolt o-rings, and a bleeder screw.

PB10015 1968-96..... 37.99 set

STEERING, SUSPENSION, REAR END & BRAKES

Replacement Calipers

New!



1958-96 Big Bore Front Caliper Set

All new design to replace the popular small piston GM metric (510) caliper. The bore size has been increased (2-3/4" piston) to offer more than a 20% increase in stopping power. This new caliper is universal and can be used on the left and right sides. The casting has been cleaned up to make chrome, powder coat, or custom painting look even better. This caliper is lighter, stronger, has more stopping power, and fits any application that uses the small GM metric (510) caliper. Calipers have all new parts, loaded with standard D154 brake pads, clips, slide pins, banjo bolts, washers, and bleeder screws (banjo and bleeder are 10mm-1.50). These calipers can replace D154 type GM metric calipers (1978-88 mid-size and 1983-02S10) included on most Mustang II conversions. These are included in CPP Big Bore Caliper Disc Brake Conversions.

Note: Mounting pin to mounting pin is 5-1/2".

TF500308 1958-96 138.99 set



14011291R



grey black red



1968-96 D52 Front Caliper Upgrade Set

Wilwood's D52 front caliper set is a direct bolt-on 2 piston replacement for the factory original single calipers on many 1968-96 full size models. Forged billet aluminum bodies, stainless steel pistons, and competition style high-temperature seals put an end to the rust, bore pitting, and seal failures that plague the OE caliper design. D52 calipers mount in the stock location over stock rotors, use the original style OE D52 brake pads and an OE 7/16"-20 banjo bolt brake line mounting. Set contain Wilwood's hardened slide pins and BP-10 high friction pads. Vehicles 1978 and up with M10-1.5 banjo bolts will require new brake lines.

Note: *For use on vehicles with 1.28" thick x maximum 12.19" diameter rotors. **For use on vehicles with 1.04" wide (thick) x maximum 12.19" diameter rotors. Request flex hose set 22011371.

14011290*	1968-76	gray anodized	440.99 set
14011290BK*	1968-76	blk pder coat...	440.99 set
14011290R*	1968-76	red pder coat...	440.99 set
14011291**	1969-96	gray anodized	440.99 set
14011291BK**	1969-96	blk pder coat...	440.99 set
14011291R**	1969-96	red pder coat...	440.99 set



RC4213

1971-96 Front Disc Brake Caliper

These premium loaded calipers are built to be consistent with Federal Safety Standards for quality, performance and safety. We provide our loaded calipers with premium disc brake pads to provide the braking performance you need.

Note: *Excluding 9-1/2" rear drum brakes.

Front Calipers			
RC4213	1971-76	RH all.....	124.99 ea
RC10506*	1994-96	RH Impala/Caprice	99.99 ea

New!

OE AUTHORIZED



front view

Universal Front Caliper Set

Brand new reproduction (not rebuilt) brake caliper that was factory-installed for many years on a wide variety of GM mid-size vehicles. This caliper will fit any bracket/spindle designed for the large GM calipers with the 7" mount width. Features include a 7/16"-20 inlet so you can use the readily available brake hoses and hardware from Pre-1978 GM midsize models. Supplied with brake pads. Sold as a pair.

Note: Depending on the spindle and rotor size it will not fit most applications running 14" wheels, nor will it fit on most 15" drum brake wheel applications.

154897 front LH and RH..... 137.99 pr

New!

OE AUTHORIZED



Universal Front Caliper Set

Reproduction single piston metric calipers like those that were standard equipment on 1978-88 GM mid-size vehicles. Features a 2.375" single piston, shielded bottom inlet, and 5-1/2" mounting bolt spacing. The compact size will save 3-1/2 lbs. per side compared to mid-size 1969-77 calipers that are often used in performance brake conversions. IMCA approved. No core charge required since these are brand new units. Sold in pairs.

154902 front LH and RH..... 119.99 pr

1969-77 Brake Caliper Hose Bolt

Reproduction of the front disc caliper hose bolt for 1969-77 models with single piston calipers.

E225 1969-77 5.99 ea

New!

OE AUTHORIZED



1978-85 Rear Caliper Set

Reproduction calipers based on the 1978-+ factory GM style metric calipers that accept either original GM or Lokar type emergency brake cables. Fluid inlets are tapped to accept 7/16"-20 banjo fittings. Each caliper includes the bracket to attach the emergency brake cable, slider bolts, and brake pads. The bleeder hole is 10mm x 1.5. Mount bolt spacing is 5.45". Sold as a pair.

154896 1978-85 rear 169.99 pr

New!

OE AUTHORIZED



RC4343

RC4344

Universal Rear Disc Conversion Caliper

Replacement Brake Disc Conversion Caliper. A perfect fit and a sure stop for an OE replacement caliper. Installation is easy thanks to quality workmanship and OE Design. Includes hardware and organic pads. For use with non-staggered shock brake kits only. Hardware is included.

RC4343 LH black..... 210.99 ea

RC4344 RH black..... 210.99 ea



WK516

1967-96 Front Caliper Rebuild Set

Caliper rebuild sets are designed to match your vehicle's original equipment. You can be certain that when you rebuild your brake calipers, they perform as well as your originals. One set required per caliper.

4 Piston Caliper			
WK516	1967-68	front caliper.....	73.99 set
2-15/16" 1 Piston Caliper			
CB2567	1967-96	front caliper.....	4.99 set



1968-96 Disc Brake Caliper Bolt Sleeve

The caliper bolt sleeve allows the caliper assembly to slide on the bolts to allow proper pad to rotor clearance. Worn or damaged sleeves and bolts can be noisy and dangerous. Use on single piston calipers. 2 required per caliper.

Note: *Except Impala SS, police, and taxi.

D9405	1968-93	all.....	3.99 pr
D9406	1994-96	all.....	3.99 pr

STEERING, SUSPENSION, REAR END & BRAKES 1

Brake Pads

OE AUTHORIZED



1965-64 Disc Brake Caliper Brackets

These disc brake spindle brackets will work with the stock spindles on full size Chevrolet models from 1958-64. Use these to upgrade to front disc brakes using 11" GM rotors and small GM calipers from intermediate GM models and large GM calipers from 1970-78 Camaro models. Will work on 5" x 4-3/4" bolt patterns.

Note: *Works with most 14" wheels that are intended for disc brakes. Will increase track width 3/8" per side, 3/4" overall width. **Requires 15" or larger diameter wheels intended for disc brakes.

153646** 1958 w/large GM caliper 69.99 pr
153645* 1958-64 w/metric calipers... 55.99 pr



1965-68 Disc Brake Conversion Brackets

Disc brake conversion caliper mounting brackets include spindle nuts, spacers, and mounting hardware. Brackets are designed to work with existing stock spindles and with most 15" disc brake wheels.

Note: Moves wheels out 3/8" on each side.

6568BBK 1965-68 Impala..... 97.99 pr



Mustang II Caliper Bracket Set

Our Mustang II caliper brackets are built from cast iron for superior strength. Designed to install on Stock or 2" drop spindles from a 1974-1978 Mustang II coupled with 1978 and newer GM calipers, sold separately. For GM bolt pattern wheels use 1970-78 Camaro rotors. Sold as a pair. Available in a natural cast finish.

154898 natural cast..... 46.99 pr



1968-96 Disc Brake Caliper Mounting Bolt

Reproduction caliper mounting bolts for 1968-96 single piston calipers. Sold as a pair.

Note: *Except Impala SS, police, and taxi.

E226 1968-93 all..... 9.99 pr
E226* 1994-96 all..... 9.99 pr

ACDelco



1968-96 Disc Brake Caliper Sleeve Bushing

Along with the caliper bolt and sleeve there are 2 large (outer) bushings and 2 small (inner) bushings on each caliper which can be the cause of noise or uneven brake pad wear if worn or missing.

Note: *Except Impala SS, police, and taxi.

D9402 1968-93 all outer..... 2.99 ea
D91001 1968-93 all inner..... 6.99 ea
D9402* 1994-96 all outer..... 2.99 ea
D91001* 1994-96 all inner..... 6.99 ea



1968-96 Disc Brake Pad Retainer Clip

Recommended replacement whenever rebuilding discs. For 1968-96 single piston disc brakes. 2 required.

Note: *Except Impala SS, police, and taxi.

H5404 1968-93..... 3.99 pr
H5404* 1994-96..... 3.99 pr

New!



1967-96 HPS Ferro-Carbon Brake Pads

Hawk Performance High-Performance street brake pads for 1967-96 Chevrolet full size. HPS disc brake pads are world renowned for their smooth braking feel, consistent release characteristics, and increased stopping power. These pads are excellent for spirited street driving providing a 20-40% increase stopping power and higher resistance to brake fade than standard replacement pads. Hawk's unique Ferro-Carbon compound achieves a higher friction co-efficient than conventional materials but are gentle on rotors, low dust, and virtually noise free. Made in USA.

Front Pads
HB103590 1967-96 standard..... 142.99 set



1968-96 Replacement Brake Pads

Manufactured using the same positive molding process utilized by OE suppliers. Positive molding uses extreme pressure to compress the friction material and bond it to the backing plate. This process assures consistent friction material density throughout the pad, resulting in even wear and performance characteristics throughout the life of the brake pad. Available in three specialized formulas suited for varied applications and driving styles. Semi-metallic, Extended Wear, and Ceramic.

Note: *With rear drum. **With rear disc brakes.

Semi Metallic Pads

Front Pads
CB2299A 1968-85 1 piston caliper..... 30.99 set
CB2299A 1977-89 wagon, police, taxi 30.99 set
CB2299A 1990-92 w/9.5" rear drum... 30.99 set
CB2302A 1993 police, taxi..... 37.99 set
CB2299A 1993 except police, taxi 30.99 set
CB2299A* 1994-96 exc. wgn/police/taxi 30.99 set
CB2302A** 1994-96 Impala SS..... 37.99 set

Extended Wear Pads

Front Pads
CB2299E 1977-89 wagon, police, taxi 36.99 set
CB2299E 1990-92 w/9.5" rear drum... 36.99 set
CB2302E 1993 police, taxi..... 46.99 set
CB2299E 1993 except police, taxi 36.99 set
CB2301E* 1994-96 wagon, taxi..... 39.99 set
CB2301E** 1994-96 Caprice..... 39.99 set
CB2302E** 1994-96 Impala SS..... 46.99 set

Rear Pads

CB2304E 1994-96 Caprice/Impala SS 40.99 set

Ceramic Pads

Front Pads
CB2299C 1968-85 1 piston caliper..... 38.99 set
CB2299C 1977-89 wagon, police, taxi 38.99 set
CB2299C 1977-89 exc. wgn/police/taxi 38.99 set
CB2299C 1990-92 w/9.5" rear drum... 38.99 set
CB2299C 1993 except police, taxi 38.99 set
CB2299C* 1994-96 exc. wgn/police/taxi 38.99 set



1968-96 Fleet Performance Brake Pads

These fleet performance Para Aramid semi-metallic brake pads are specifically engineered to perform in pursuit, rescue, and emergency driving conditions. The fleet performance pad can safely stop vehicles from high speeds and will continue to work at very high temperatures.

Note: *With rear drum.

CB2299F 1968-85 1 piston caliper..... 51.99 set
CB2299F 1977-89 wagon, police, taxi 51.99 set
CB2299F 1990-92 w/9.5" rear drum... 51.99 set
CB2299F 1993 except police, taxi 51.99 set
CB2299F* 1994-96 exc. wgn/police/taxi 51.99 set

Replacement Brake Parts



CB2294A

1967-96 Semi-Metallic Brake Pads

These semi-metallic brake friction offers exceptional stopping power and is available for most vehicles on the road. They feature: low dust, shimmed to eliminate noise and vibration, formulated for reduced noise, semi-metallic compounds, and 100% Asbestos and copper free formula. Brake pads comply to current brake friction material legislation.

Note: *With rear drum. **With rear disc brakes.

Front Pads

CB2294A	1967-68	4 piston caliper	31.99 set
CB2301A*	1994-96	wagon, taxi	19.99 set
CB2301A**	1994-96	Caprice	19.99 set

Rear Pads

CB2304A	1994-96	ImpalaSS/Caprice	15.99 set
---------	---------	------------------	-----------



CB2016

CB2033

1958-96 Impala and Full Size Front and Rear Brake Drum

These brake drums provide all the features and benefits of original style components. These vehicle specific premium drums provide consistent quality, strength, performance and reduced noise. Sold individually.

Note: *Except HD and police.

Front Drums - 5 x 4-3/4"

CB2016*	1958	11" x 2"	all.....	73.99 ea
CB2315	1959-70	11" x 2-3/4"	all.....	77.99 ea

Rear Drums - 5 x 4-3/4"

CB2016*	1958-70	11" x 2"	all.....	73.99 ea
CB2033	1977-90	9-1/2" x 2"	prem.	61.99 ea
CB2033A	1977-90	9-1/2" x 2"	stand.	46.99 ea

Rear Drums - 5 x 5"

CB2026	1971-93	11" x 2"	3/4" wide	53.99 ea
CB2024	1971-96	11" x 2"	4" wide	79.99 ea
CB2497	1971-76	12" x 2"	wagon	120.99 ea
CB2042	1991-96	9-1/2" x 2"	Imp/Cap	47.99 ea



1958-70 Brake Drum Anti-Vibration Spring

Reduction anti-vibration springs for all 1958-70 models equipped with factory drum brakes. Spring fits in the groove around 11" brake drums.

Note: Fits original style drums with a spring groove.

H2316	1958-70	14.99 ea
-------	---------	-------	----------



H2532



H2533

1977-84 Drum Brake Adjuster Set

This set includes the brake shoe adjustment sprocket, brake shoe upper retainer and adjustment plate. Excellent for use when replacing 9-1/2" x 2" brake shoes.

H2532	1977-78	LH	12.99 set
H2533	1977-78	RH	11.99 set
H2590	1979-84	LH	14.99 ea
H2591	1979-84	RH	15.99 ea

New!

ACDelco



1977-84 Drum Brake Adjusting Screw

Genuine GM rear driver side drum brake adjusting screw assembly is the engineered replacement for your Chevrolet full size models.

D9367	1977-84	rear - LH	1.99 ea
-------	---------	-----------	-------	---------



BP4024

G1429

1971-90 Front Disc Brake Backing Plate

We offer the Genuine GM type front disc brake backing plates which are commonly known as "dust shields". These backing plates will help to keep road splash and debris from affecting the front brakes. The heavy-duty model offers more coverage of the rotor for additional protection.

R7081	1971-90	LH and RH	41.99 pr
BP4023	1971-90	LH	14.99 ea
BP4024	1971-90	RH	14.99 ea
G1429	1971-90	LH - heavy-duty..	59.99 ea

1971-96 Disc Brake Backing Plate Gasket

Correct gasket for 1971-96 Impala models. The gasket inserts between the steering knuckle and backing plate, helping to eliminate metal to metal contact noise.

G5181	1971-96	1.99 ea
-------	---------	-------	---------



CB2100

1958-96 Brake Shoes

These brake shoes are designed to provide the best overall premium performance for everyday driving conditions. 100% Asbestos-free formulas. Available in bonded styles.

Note: *Except wagon, police, taxi. **For wagon, police, taxi.

Front Shoes

CB2036B	1958	11" x 2"	24.99 set
CB2035	1959-70	11" x 2-3/4"	49.99 set

Rear Shoes

CB2100B	1958	11" x 1-3/4"	61.99 set
CB2036B	1959-70	11" x 2"	24.99 set
G17364	1971-76	12" x 2"-wagon	83.99 set
CB2079B**	1971-96	11" x 2"	22.99 set
CB2038B*	1977-96	9-1/2" x 2"	21.99 set

New!



1958-96 Brake Shoe Guide Plate

Replacement brake shoe guide plate for all 1958-64 Chevrolet full size models equipped with drum brakes.

BH400116	1958-64	full size	5.99 ea
----------	---------	-----------	-------	---------



1976-96 Brake Shoe Guide Plate

Correct replacement for full size models not equipped with disc brakes. 2 15/16" o.l. x 7/64" thick.

S460399	1976-96	1.99 ea
---------	---------	-------	---------



1963-76 Rear Brake Shoe Hold Down Set

Original style brake hold down set designed to replace the springs and other components as shown. Each adjuster set will fit both LH and RH sides.

F73183S	1963-70	all.....	5.99 set
F73183S	1971-76	except wagon.....	5.99 set

New!



LO6009P

Y06006P

1958-70 Front Brake Shoe Anchor Bolts

Replacement front brake shoe anchor bolt and butterfly guide plate for 1958-70 Chevrolet passenger car models. This high quality anchor bolt is manufactured to factory specifications. LH or RH.

LO6009P	1958-64	front.....	48.99 ea
Y06006P	1965-70	front.....	54.99 ea

Replacement Brake Parts



BH400101



H2318

1958-96 Brake Hardware Set

Rebuilding or replacing your brakes doesn't have to be a painful experience. Completely replace worn-out or missing springs and bring your brakes back to proper working condition. Rear sets for 9-1/2" x 2" drum brakes.

Complete Axle Sets

BH400101	1958	front and rear.....	59.99 set
BH400102	1958	rear only.....	33.99 set
BH400103	1958	rear only.....	33.99 set
H2317	1959-62	front OE axle.....	27.99 set
H2318	1959-62	rear OE style.....	33.99 set
H2319	1977-78	rear drum.....	23.99 set
H2320	1979-84	rear drum.....	21.99 set
H2322	1985-96	rear drum.....	21.99 set

Brake Shoe Retaining Pin Set

H40192	1967-81	per axle.....	5.99 set
--------	---------	---------------	----------



H2313

1958-70 Self-Adjusting Conversion Set

Save time adjusting brakes by installing this conversion set. This set converts manually adjusted brakes on full size Chevrolet models to self-adjusting brakes.

H2311	1958	front.....	49.99 set
H2312	1958	rear.....	49.99 set
H2310	1958	front and rear.....	76.99 set
H2314	1959-70	front.....	49.99 set
H2315	1959-70	rear.....	49.99 set
H2313	1959-70	front and rear.....	84.99 set



1960-62 Brake Hardware

Set contains hardware for a brake job in front or rear, for 1 axle only, 2 sets required for complete vehicle. Set includes: hold down springs, return springs and miscellaneous hardware. Does not include adjusters. For use on original style brakes only.

TF500114	1960-62	front or rear.....	11.99 set
----------	---------	--------------------	-----------



WC20933



WC34151



WC37080



WC37024

1958-96 Drum Brake Wheel Cylinder

These wheel cylinders match the design of your vehicle's original equipment. They are built for long service life and feature the highest quality components for superior resistance to heat, corrosion, and leakage. These wheel cylinders will deliver consistent, safe, and reliable performance.

Front Cylinders

WC1133	1958	1-1/8"	LH	all	53.99 ea
WC114	1958	1-1/8"	RH	all	53.99 ea
WC20932	1959	1-1/8"	LH	all	23.99 ea
WC20935	1959	1-1/8"	RH	all	21.99 ea
WC34151	1960-64	1-3/16"	LH	all	19.99 ea
WC34152	1960-64	1-3/16"	RH	all	19.99 ea
WC37078	1965-70	1-3/16"	LH	all	9.99 ea
WC37079	1965-70	1-3/16"	RH	all	9.99 ea

Rear Cylinders

WC13387	1958-64	1"	LH/RH	all	7.99 ea
WC13388	1958-64	1"	RH	all	7.99 ea
WC37080	1965-76	1"	LH	wagon, police, taxi	6.99 ea
WC37080	1965-76	1"	RH	wagon, police, taxi	6.99 ea
WC37048	1971-80	15/16"	LH	exc. wagon, police, taxi	6.99 ea
WC37048	1971-80	15/16"	RH	exc. wagon, police, taxi	6.99 ea
WC37024	1977-93	7/8"	LH	with 9-1/2" drums	14.99 ea
WC37024	1977-93	7/8"	RH	with 9-1/2" drums	14.99 ea
WC37080	1981-89	1"	LH	wagon, police, taxi	6.99 ea
WC37080	1981-89	1"	RH	wagon, police, taxi	6.99 ea
WC37048	1981-90	15/16"	LH	exc. wagon, police, taxi	6.99 ea
WC37048	1981-90	15/16"	RH	exc. wagon, police, taxi	6.99 ea
WC37048	1990	15/16"	LH	wagon with 11" x 2" brakes	6.99 ea
WC37048	1990	15/16"	RH	wagon with 11" x 2" brakes	6.99 ea
WC37116	1990-91	7/8"	LH	11" x 2" brakes exc. wagon	9.99 ea
WC37116	1990-91	7/8"	RH	11" x 2" brakes exc. wagon	9.99 ea
WC37080	1991-93	1"	LH	wagon	6.99 ea
WC37080	1991-93	1"	RH	wagon	6.99 ea
WC37080	1992-93	1"	LH	11" x 2" exc. wagon, w/3.08	6.99 ea
WC37080	1992-93	1"	RH	11" x 2" exc. wagon, w/3.08	6.99 ea
WC37048	1992-93	15/16"	LH	11" x 2" exc. wagon, exc. 3.08	6.99 ea
WC37048	1992-93	15/16"	RH	11" x 2" exc. wagon, exc. 3.08	6.99 ea
WC37024	1994-96	7/8"	LH	with 9-1/2" drums	14.99 ea
WC37024	1994-96	7/8"	RH	with 9-1/2" drums	14.99 ea
WC37080	1994-96	1"	LH	11" x 2" HD, exc. police, taxi	6.99 ea
WC37080	1994-96	1"	RH	11" x 2" HD, exc. police, taxi	6.99 ea
WC37116	1995-96	7/8"	LH	11" x 2" HD, police, taxi	9.99 ea
WC37116	1995-96	7/8"	RH	11" x 2" HD, police, taxi	9.99 ea

1958-93 Drum Brake Wheel Cylinder Rebuild Set


These wheel cylinder rebuild sets are an exact match to the design of your vehicle's original equipment. With these quality products, you can be certain that your replacement brakes perform as good as your original equipment. One set required per cylinder.

Front Cylinders

WK36	1958-59	1-1/8"	all	7.99 set
WK237	1960-70	1-3/16"	all	5.99 set

Rear Cylinders

WK21	1958-70	1"	all	6.99 set
WK21	1971-76	1"	wagon, police, taxi for replcmnt cylinder	6.99 set
WK423	1971-80	15/16"	exc. wagon, police, taxi	5.99 set
WK21	1981-89	1"	wagon, police, taxi for replcmnt cylinder	6.99 set
WK423	1981-90	15/16"	exc. wagon, police, taxi	5.99 set
WK21	1991-93	1"	wagon for replacement cylinder	6.99 set
WK21	1992-93	1"	exc. wagon, w/3.08 for replcmnt cylinder	6.99 set
WK423	1992-93	15/16"	11" x 2" exc. wagon, exc. 3.08	5.99 set



WK21

1960-62 Brake Hardware

Set contains hardware for a brake job in front or rear, for 1 axle only, 2 sets required for complete vehicle. Set includes: hold down springs, return springs and miscellaneous hardware. Does not include adjusters. For use on original style brakes only.

TF500114	1960-62	front or rear.....	11.99 set
----------	---------	--------------------	-----------

Universal Brake Adjuster Hole Cover

Reproduction brake adjuster hole cover/plus for a wide range of GM models with drum brakes. 1 required for each drum brake assembly. Sold as a set of 4.

J1141	1-1/4" x 9/16" x 7/16" thick.....	3.99 set
-------	-----------------------------------	----------

New!



1958-70 Wheel Cylinder French Lock Washer

Wheel cylinder anchor bolt french lock washer. Front only. Service replacement for some models.

TF500181	1958-70.....	1.99 ea
----------	--------------	---------

Replacement Brake Parts



1958-70 2" Drop Disc Brake Spindles

This 2" drop spindle is for use when you want to lower your disc brake converted vehicle a full 2", can be used on 1958-64 models that have already been upgraded with a stock spindle disc kit. Requires caliper bracket part BS7003 (sold separately). 1965-70 models require an 11" disc conversion kit. These spindles are precision cast from high-quality Ductile Iron, with 4140 chromoly CNC-machined pins. Accepts the factory ball joints and stock steering arms. These are the best engineered, and best fitting drop spindles available for your vintage Chevy!

Note: Will not work with drum brakes. Works with most 15" or larger disc brake wheels.

BS7001 1958-70 spindles only..... 248.99 pr

OE AUTHORIZED



1958-64 2" Drop Spindles

2" drop spindles for 1958-64 Chevrolet full size models. Spindles have an integrated GM G-Body caliper mount for GM G-Body brakes both factory and aftermarket that attach to OEM style mount locations. This feature broadens the choices of brake caliper combinations. The 2" drop spindle features a relocated axle to lower your vehicle's stance without sacrificing suspension travel. Pressed spindle pin construction with integral steering arm.

Note: Use with 1958-64 Chevy full size and Impala minimum rim size 15" to 18" diameter depending on width.

153638 1958-64..... 159.99 pr



1959-64 Brake Spindles — Stock Height

Reproduction stock height spindles for 1959-64 Chevrolet full size models. Will work with disc or drum brakes. Has spacer for use with drum. The spindle pin is 1/4" longer than original to help in forming disc brakes.

TF500391 1959-64 stock..... 218.99 pr



1965-70 Brake Spindles — Stock Height

Reproduction brake stock height spindles for 1965-68 Impala and full size models. Perfect for that stock height replacement.

Note: Will work for 1969-70 when using CPP Brake kits.

CP30114 1965-70 stock..... 218.99 pr

OE AUTHORIZED



1980-90 Front Disc Brake Spindles

Replacement spindles features a new outer bearing/race (#S34) which allows the spindle to be used with the 1973-77 GM 11" diameter rotor that came on mid-size GM vehicles with the 5 x 4-3/4" bolt pattern. Spindle height is approximately 7-5/8". Designed for stock upper and lower ball joints.

153639 1980-90..... 219.99 pr

OE AUTHORIZED

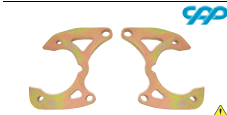


Mustang II Forged Steel Spindle Set

Our Mustang II stock height front spindles are built from forged steel and heat treated for superior strength. Extremely popular for use on street rod applications due to the wide array of rotor sizes, and compatibility with a wide range of brake calipers.

154891 stock height..... 159.99 pr

154892 2" drop..... 166.99 pr



1959-70 Drop Spindle Disc Brake Brackets

These disc brake spindle brackets will work with the 2" drop disc brake spindles #BS7001 for 1958-70 full size Chevrolet models already converted to factory 11" rotors with cast iron, single piston calipers or models with large calipers and 12" rotors.

BS7003 1958-70 with 11" rotors..... 88.99 pr

BS7004 1958-70 with 12" rotors..... 88.99 pr



1961-96 GM Spindle Nut, Dust Cap, Washer Set

These convenient sets include dust caps, spindle nuts, keyed washers, and cotter pins that does both sides of the vehicle. Each set includes: two 3/4" x 20 with 1-1/16" Hex head spindle nuts, two plated 1/8" x 1-1/2" cotter pins, two 1-25/32" or 2-1/16" o.d. wheel bearing dust caps, and two keyed spindle washers. Fits a variety of GM vehicles from 1961-96.

153642 1961-75 1-25/32" caps..... 16.99 set

153643 1976-96 2-1/16" caps..... 16.99 set

OE AUTHORIZED



1958-96 Spindle Nut and Cotter Pin Kit

Hex head spindle nut and plated 1/8" x 1-1/2" cotter pin for securing drum or rotor to spindle. Kit contains one nut and one cotter pin. 3/4"-20 with 1-1/16" Hex.

K9142 1958-96 2 required..... 2.99 kit


OE AUTHORIZED



1958-96 Spindle Nut

Front spindle nut for 1958-96 Chevrolet full size models. 3/4"-20 with 1-1/16" Hex head spindle nut for securing drum or rotor to spindle. Sold individually. 2 required per vehicle.

1365236 1958-96..... 1.99 ea



1964-72 Steering Nut Set

This hardware set contains the steering nuts necessary to mount the spindle to the control arms, the tie rod ends to the center link and secure the steering arms.

1253513 1964-72 20 piece..... 13.99 set



1964-96 Steering Knuckle Spindle Washer

Replacement steering knuckle washer used between the outer bearing and the spindle nut. For 1964-96 models.

BW2 1964-96..... 8.99 ea

Wheel Bearings



1958-64 Forged Hub Roller Bearing Set

This new roller bearing forged aluminum hubs are stronger and safer than any other hub currently on the market. Features new studs, installed bearing races, and weighs 2 pounds less than the factory hubs. Ideal for disc conversions that require original hubs. Includes: 2 hubs with studs, bearings, seals, and spindle nut hardware.

TF500086 1958-64 224.99 set



1961-96 Complete Wheel Bearing Kit

Quit searching for all the individual components you need when replacing your worn out wheel bearings and seals. Buy the kit and save time and money! Our wheel bearing and seal kit includes 1 inner and 1 outer Delco, or premium replacement wheel bearing with races, 1 premium replacement wheel seal, 1 premium replacement spindle washer, 1 premium replacement spindle nut, one cotter pin, and a replacement grease cap.

Notes: Kit K9144, K9146, K9147, K9148 features Delco bearings. 2 required per vehicle.

With Aftermarket Bearings

K9130	1961-68	drum	34.99 kit
K9131	1967	disc	24.99 kit
K9137	1967	all	29.99 kit
K9132	1968	disc	34.99 kit

With Delco Bearings

K9147	1971-75	all	89.99 kit
K9148	1976	all	89.99 kit
K9144	1977	all	57.99 kit
K9139	1977	all	44.99 kit
K9146	1978	with 12" rotors	65.99 kit
K9140	1978	with 12" rotors	43.99 kit
K9144	1978	with 11" rotors	57.99 kit
K9139	1978	with 11" rotors	44.99 kit
K9140	1978-89	all	43.99 kit
K9146	1979-96	all	65.99 kit



1958-96 Front Inner Wheel Bearing

Delco or premium quality replacement inner wheel bearing for 1958-96 models. Replace your worn out original wheel bearings to maintain proper alignment and smooth rolling. Always check the bearings whenever removing the brake drum or rotor.

Notes: 2 required per vehicle.

WB70	1958-60	all	54.99 ea
WB60	1961-68	all	10.99 ea
WB50	1969-76	all	9.99 ea
WB60	1977-96	all	10.99 ea
GR228	1961-68	Delco	25.99 ea
GR228	1977-96	Delco	25.99 ea



1958-96 Front Outer Wheel Bearing

Delco or premium quality replacement outer wheel bearing for 1958-96 models. Replace your worn out original wheel bearings to maintain proper alignment and smooth rolling. Always check the bearings whenever removing the brake drum or rotor.

Notes: 2 required per vehicle.

WB67	1958-60	all	14.99 ea
WB20	1961-68	all	8.99 ea
WB30	1969-76	all	10.99 ea
WB20	1977	all	8.99 ea
WB20	1978	all with 11" rotors	8.99 ea
WB30	1978	all with 12" rotors	10.99 ea
WB30	1979-90	all	10.99 ea
GR874	1961-68	Delco	11.99 ea
GR852	1969-76	Delco	25.99 ea
GR874	1977	Delco	11.99 ea
GR872	1978	Delco w/12" rotors	25.99 ea
GR874	1978	Delco w/11" rotors	11.99 ea
GR872	1979-96	Delco	25.99 ea



1958-96 Front Wheel Bearing Seal

Prevent premature bearing or brake failure! Replace aging, cracked or deteriorated wheel seals to keep your wheel bearing grease where it belongs... lubricating your wheel bearings! Genuine Delco or replacement seals available for all models.

Notes: 2 required per vehicle.

W7107	1958-60	all	11.99 ea
W7934	1961-68	all drum	9.99 ea
8705	1967	all disc	3.99 ea
W9406	1968	all disc	9.99 ea
W9406	1969-70	all	9.99 ea
8871	1971-96	all	3.99 ea



1961-96 Front Wheel Bearing Grease Cap

Replace your dented or missing grease caps with current production GM or replacement grease caps. Your wheel bearings will last much longer when covered and protected from moisture and road debris, while retaining the grease within the bearing hub.

Notes: 2 required per vehicle.


WC54	1961-75	1-25/32" o.d.	2.99 ea
WC53	1976-96	2-3/32" o.d.	9.99 ea
GR237	1976-96	2-3/32" o.d. - GM	13.99 ea



1961-69 Front Wheel Bearing Cap

Reproduction wheel bearing cap for 1961-68 Impala and full size models. Stamped steel cap includes the "button" like the factory original. Sold in pairs.

3775190 1961-69 18.99 pr



Hi-Temp Wheel Bearing Grease

When replacing or just repacking your wheel bearings, don't use ordinary grease. Protect those bearings with a high-quality, high temperature bearing grease. This is a very stable aluminum complex thickened grease used for the lubrication of wheel bearings, chassis ball joints and other bearing applications operating under severe conditions. This product assures high temperature protection from excessive heat generated by disc brakes. Also pickup the perfect tool for the mechanic who is tired of packing bearings by hand. This universal bearing packer works on most cone type bearings.

GR224 14.9 oz. can 11.99 ea

Y65250 universal bearing packer 12.99 ea



Bearing Race and Seal Driver

When it comes time to install bearing races, you'll find this tool to be an excellent way of saving time. Includes all you need to install or remove bearing races.

Y12600 49.99 set



Seal Puller

This tool is great for pulling oil or grease seals. Convenient tool that comes in handy when needed.

Y56750 20.99 ea

Brake Tools



Brake System Power Bleeder

This is a simple, one person operation with no external power source needed. Includes a precision pressure gauge for safe operation and you can flush the entire hydraulic system without frequently refilling the reservoir. This unit features a large reservoir that holds up to 2 quarts of brake fluid. Complete system includes reservoir with gauge, hoses, fittings, instructions as well as two adapters that will fit most GM master cylinders.

- Bleeder**
 14227 bleeder with universal adapters 99.99 ea
1958-96 Adapter
 1102 for threaded master cylinder..... 44.99 ea
1958-96 Adapter
 1108 for plastic twist-lock cap..... 29.99 ea



Mityvac Brake Bleeder

The Mityvac Brake Bleeding set can be used on virtually all hydraulic systems including most ABS systems. It's a rugged, low cost professional tool which enables one person to efficiently bleed brakes, clutches, or other hydraulic systems. Choose from our sturdy polymer plastic bleeder, designed for occasional use, or step up to the heavy-duty model designed for the professional mechanic.

- 04000 "professional" model..... 139.99 set
 06820 "do-it-yourselfer" model..... 61.99 set



One Man Brake Bleeder

Loosen the bleeder screw and fill with brake fluid. Pump the brakes until the hose is free of bubbles. Everything is included to quickly bleed brakes with no mess. Plastic bottle collects discharged fluids. Complete instructions included.

- Y19200 10.99 set



Brake Bleeder Wrench

These will ensure that you don't strip the bleeder nuts on your calipers or cylinders. Check size before ordering.

Y10950 1/4" x 3/8"..... 10.99 ea
 Y10900 5/16" x 3/8"..... 8.99 ea



Brake Adjustment Tool

Speed up star wheel adjusting on drum brakes by simply inserting the tool through the slot in drum backing plate. A different angle at each end adapts to many various models.

- Y50700 4.99 ea



Y46750



Y44800

Brake Spring Removal Tool

The standard tool will remove springs that are set over a post. The heavy-duty brake spring tool will remove springs installed through a hole.

- Y46750 standard tool..... 14.99 ea
 Y44800 heavy-duty (lg. brake springs)..... 13.99 ea



Brake Spring Pliers

Removes and installs shoe return springs on most drum brakes. Socket end removes spring from anchor stud. Notched end installs spring on anchor. Pliers remove and install the return spring to outside of brake shoe.

- X298 24.99 ea



Y10400

Brake Cylinder Hone

Special abrasive pads polish the cylinder without cutting. Controlled pressure, three abrasives, and flexible driver give good stability and speed. Stones are 1" long. Range 1-1/2" to 3-1/8".

- Y10400 hone..... 25.99 ea
 Y10490 set of replacement abrasives..... 6.99 set



This unique tool makes changing disc brake pads easy. The tool compresses the disc brake piston for easy installation of pads.

- Y24400 10.99 ea



Y25750

Speedy Brake Pad Spreader

The pistol grip ratcheting action and the fast acting plunger compress disc brake pistons in seconds. This makes brake pad replacement a snap.

- Y24300 single piston pad spreader..... 49.99 ea
 Y25750 dual piston pad spreader..... 64.99 ea



Double Flaring Tool Set

If your brake or fuel lines need to be flared, this is the right tool for you. This set allows the user to make single or double SAE flares to exact dimensions. Great item to keep in your tool box.

- Y13110 41.99 set



Tubing Bender

This tool make bends easy without the tube collapsing. Tube benders can be used for bending copper or steel tubing such as brake, fuel, transmission cooler, or power steering lines.

- V025700 5/16" and 3/8" lines..... 59.99 ea

Brake Fluid

Willwood offers two grades of high-performance brake fluid. Hi-Temp[®] 570 for severe heat. EXP 600 Plus for extreme performance under the high heat of professional motor sports. Always add new fluid to a clean system. Sold by the case.



2908478

- EXP 600 Plus - 62^o Boiling Point
 2908478 six 16.9 oz bottles..... 136.99 ea
 Hi-Temp 570 - 570^o Boiling Point
 2902210 six 12 oz bottles..... 75.99 ea

High-Performance Brake Fluid

StopTech High Performance Brake Fluid meets and exceeds current DOT 4 Federal Motor Vehicle Safety Standards. High-Performance DOT 4 Brake Fluid is compatible with modern ABS and stability systems. It mixes with all DOT 3 and 4 products. Choose from street or racing formulations. Sold in durable 500ML metal containers.



CB2560

- CB2560 street formula..... 23.99 ea
 CB2566 racing formula..... 39.99 ea



Brake And Parts Cleaner

This powerful Brake And Parts cleaner quickly cuts through grease and grime, but it does not leave an oily film. This fast drying formula gets the job done while using less spray compared to watered down cleaners. Non-chlorinated.



JG1210

- JG1210 14 oz. can..... 5.99 ea
 JG1211 12 - 14 oz. cans..... 71.99 ea

STEERING, SUSPENSION, REAR END & BRAKES

Rally Wheels & Accessories



Standard Style Rally Wheel Cap

Disc Brake Style Rally Wheel Cap

Standard Style Rally Wheel Kit

These 5 x 5" lug pattern standard Rally wheel kits include center cap ornaments of the type originally used on vehicles without disc brakes. The ornaments feature the wording "Chevrolet Motor Division" encircling a Bow Tie.

Note: Shipped overweight.

15" x 7" Rally Wheel Kit

- 4 15" x 7" Trim Rings - 2-1/2" Deep
- 4 15" x 7" Rally Wheels
- 4 Center Cap Bases
- 4 Standard Ornaments
- 16 Ornament Screws

RWK37 with silver wheels..... 768.99 kit

15" x 8" Rally Wheel Kit

- 4 15" x 8" Trim Rings - 3" Deep
- 4 15" x 8" Rally Wheels
- 4 Center Cap Bases
- 4 Standard Ornaments
- 16 Ornament Screws

RWK38 with silver wheels..... 729.99 kit

15" x 10" Rally Wheel Kit

- 4 15" x 10" Trim Rings - 3" Deep
- 4 15" x 10" Rally Wheels
- 4 Center Cap Bases
- 4 Standard Ornaments
- 16 Ornament Screws

RWK39 with silver wheels..... 931.99 kit

15" x 8" and 15" x 10" Mixed Size Rally Wheel Kit

- 2 15 x 8" Trim Rings - 3" Deep
- 2 15 x 10" Trim Rings - 3" Deep
- 2 15" x 8" Rally Wheels (front)
- 2 15" x 10" Rally Wheels (rear)
- 4 Center Cap Bases
- 4 Standard Ornaments
- 16 Ornament Screws

RWK40 with silver wheels..... 829.99 kit

Disc Brake Style Rally Wheel Kit

These 5 x 5" lug pattern Rally wheel kits include center cap ornaments of the type originally used on vehicles with disc brakes. The ornaments feature the wording "Chevrolet Motor Division" and "Disc Brakes" encircling the Bow Tie.

Note: Shipped overweight.

15" x 7" Rally Wheel Kit

- 4 15" x 7" Trim Rings - 2-1/2" Deep
- 4 15" x 7" Rally Wheels
- 4 Center Cap Bases
- 4 Standard Ornaments
- 16 Ornament Screws

RWK45 with silver wheels..... 724.99 kit

15" x 8" Rally Wheel Kit

- 4 15" x 8" Trim Rings - 3" Deep
- 4 15" x 8" Rally Wheels
- 4 Center Cap Bases
- 4 Standard Ornaments
- 16 Ornament Screws

RWK46 with silver wheels..... 687.99 kit

15" x 10" Rally Wheel Kit

- 4 15" x 10" Trim Rings - 3" Deep
- 4 15" x 10" Rally Wheels
- 4 Center Cap Bases
- 4 Standard Ornaments
- 16 Ornament Screws

RWK47 with silver wheels..... 935.99 kit

15" x 8" and 15" x 10" Mixed Size Rally Wheel Kit

- 2 15 x 8" Trim Rings - 3" Deep
- 2 15 x 10" Trim Rings - 3" Deep
- 2 15" x 8" Rally Wheels (front)
- 2 15" x 10" Rally Wheels (rear)
- 4 Center Cap Bases
- 4 Standard Ornaments
- 16 Ornament Screws

RWK48 with silver wheels..... 829.99 kit



plain center cap



Chevrolet Motor Division with Bow Tie Cap



Chevrolet Motor Division Center Cap



General Motors Corp Center Cap

Derby Cap Rally Wheel Kits

These 5 x 5" lug pattern Rally wheel kits are available painted silver with your choice of plain derby cap, derby cap with "Chevrolet Motor Division" encircling a Bow Tie on the center cap ornament or derby cap with "Chevrolet Motor Division" without a Bow Tie on the center cap ornament.

Important: Must specify logo suffix A - plain, B - Chevrolet Motor Division with Bow Tie or C - Chevrolet Motor Division without Bow Tie.

Note: Shipped overweight.

15" x 7" Rally Wheel Kit

- 4 15" x 7" Trim Rings - 2-1/2" Deep
- 4 15" x 7" Rally Wheels
- 4 Center Caps - A, B, C or D

RWK53A	silver wheels.....	775.99 kit
RWK53B	silver wheels.....	827.99 kit
RWK53C	silver wheels.....	827.99 kit
RWK53D	silver wheels.....	843.99 kit

15" x 8" Rally Wheel Kit

- 4 15" x 8" Trim Rings - 3" Deep
- 4 15" x 8" Rally Wheels
- 4 Center Caps - A, B, C or D

RWK55A	silver wheels.....	735.99 kit
RWK55B	silver wheels.....	787.99 kit
RWK55C	silver wheels.....	787.99 kit
RWK55D	silver wheels.....	803.99 kit

15" x 10" Rally Wheel Kit

- 4 15" x 10" Trim Rings - 3" Deep
- 4 15" x 10" Rally Wheels
- 4 Center Caps - A, B, C or D

RWK57A	silver wheels.....	947.99 kit
RWK57B	silver wheels.....	999.99 kit
RWK57C	silver wheels.....	999.99 kit
RWK57D	silver wheels.....	1015.99 kit

15" x 8"/15" x 10" Mixed Size Rally Wheel Kit

- 2 15 x 8" Trim Rings - 3" Deep
- 2 15 x 10" Trim Rings - 3" Deep
- 2 15" x 8" Rally Wheels - Front
- 2 15" x 10" Rally Wheels - Rear
- 4 Center Caps - A, B, C or D

RWK59A	silver wheels.....	841.99 kit
RWK59B	silver wheels.....	893.99 kit
RWK59C	silver wheels.....	893.99 kit
RWK59D	silver wheels.....	909.99 kit

Rally Wheels & Accessories



Rally Wheel Kit with Early Style Caps

Save big when replacing your wheels with a Rally wheel kit from Classic Industries®. We offer a wide selection of kits including same size or mixed sizes. Each kit includes a complete set of four Rally wheels, wheel caps, trim rings, and lug nuts. 5 lug, 4-3/4" bolt pattern.

Note: Special shipping rate applies. Shipped overweight.

Chevrolet Motor Division Caps

RWK01	14" x 6"	861.99 kit
RWK02	14" x 7"	667.99 kit
RWK03	15" x 7"	829.99 kit
RWK04	15" x 8"	814.99 kit
RWK17	15" x 7/15" x 8"	827.99 kit

Disc Brake Caps

RWK19	14" x 6"	817.99 kit
RWK20	14" x 7"	624.99 kit
RWK16	14" x 6/14" x 7"	721.99 kit
RWK21	15" x 7"	787.99 kit
RWK22	15" x 8"	772.99 kit
RWK18	15" x 7/15" x 8"	785.99 kit



Rally Wheel Kit with Late Style Caps

Save big when replacing your wheels with a Rally wheel kit from Classic Industries®. We offer a wide selection of kits including same size or mixed sizes. Each kit includes a complete set of four Rally wheels, wheel caps, trim rings, and lug nuts. 5 lug, 4-3/4" bolt pattern.

Note: Special shipping rate applies. Shipped overweight.

Plain Caps

RWK25	14" x 6"	829.99 kit
RWK27	14" x 7"	658.99 kit
RWK29	15" x 7"	798.99 kit
RWK31	15" x 8"	783.99 kit
RWK35	15" x 7/15" x 8"	797.99 kit

Chevrolet Motor Division Caps

RWK05	14" x 6"	878.99 kit
RWK06	14" x 7"	685.99 kit
RWK07	15" x 7"	848.99 kit
RWK08	15" x 8"	838.99 kit
RWK14	15" x 7/15" x 8"	846.99 kit

DEF AUTHORIZED



3901715



3908762

Early Rally Cap Ornament

Correct hubcap ornament installed on models with Rally wheels without disc brakes. Includes mounting screws.

Disc Brakes

3901715	individual	27.99 ea
PR125	4 ornaments	82.99 set

Chevrolet Motor Division

3908762	individual	24.99 ea
PR126	4 ornaments	71.99 set



Rally Wheel Ornament Screw

Special factory screws designed for early and late style Rally wheel ornaments. Holds the ornament or center cap to the hubcap retainer.

3824195	individual	1.79 ea
R306	16 piece	14.99 set

DEF AUTHORIZED



WC3

WK1014C

Early Rally Wheel Center Cap

Original style for models with factory disc brakes. This center cap is sold without the ornament allowing you to use the ornament of your choice. Available in chrome or stainless steel. Sold individually or in a set of 4.

Chrome

WK1014C	individual	27.99 ea
WR1014C	set of four	106.99 set

Stainless Steel

WK1014S	individual	36.99 ea
WR1014S	set of four	140.99 set

Stainless Steel without Ornament

WC3	individual	15.99 ea
WC5	set of four	59.99 set

DEF AUTHORIZED



WK10120



CMD

Bow Tie

Late Rally Wheel Center Cap

Each Rally wheel center cap is available with the words "Chevrolet Motor Division" in the center. Chevrolet Motor Division caps are available with or without Bow Tie.

Individual Caps

WK10120	CMD	52.99 ea
WK1012	CMD Bow Tie	52.99 ea

Set of Four

WR10120	CMD	190.99 set
WR1012	CMD Bow Tie	179.99 set

DEF AUTHORIZED



WK1013

WK1012A

WK1012NL

Plain Rally Wheel Center Cap

Custom Application

Plain Economy Cap - Plastic		
WK1013	set of 4	68.99 set
WK1013	individual	22.99 ea

Plain Short Derby Cap - Metal		
WK1012A	set of 4	144.99 set
WK1012A	individual	37.99 ea

Plain Tall Derby Cap - Metal		
WK1012NL	set of 4	151.99 set
WK1012NL	individual	39.99 ea

Rally Wheels & Accessories



Painted Rally Wheel Set

Save when purchasing a complete set of 4 Rally wheels! Each set is beautifully finished in Argent silver powder coating. Wheel trim rings and caps sold separately.

Item #	Size	Offset	Backspace	Price
R14X6S	14" x 6"	6mm	3-3/4"	547.99 set
R14X7S	14" x 7"	-3mm	4-1/8"	403.99 set
R14X8S	14" x 8"	-19mm	3-3/4"	550.99 set
R15X6S	15" x 6"	7mm	3-3/4"	415.99 set
R15X7S	15" x 7"	6mm	4-1/4"	559.99 set
R15X8AS	15" x 8"	-6mm	4-1/4"	579.99 set
R15X8B	15" x 8"	-19mm	3-3/4"	619.99 set



Chrome Rally Wheel Set

Save when purchasing a complete set of 4 Rally wheels! Each set is beautifully finished in polished chrome. Each wheel includes an aftermarket plain police style center cap. For a more authentic Chevrolet Rally wheel appearance, use our Chevrolet Rally wheel caps and trim rings sold separately.

Item #	Size	Offset	Backspace	Price
R14X6C	14" x 6"	+6mm	3-3/4"	759.99 set
R14X7C	14" x 7"	0mm	4".....	771.99 set
R15X7C	15" x 7"	6mm	4-1/4"	849.99 set
R15X8C	15" x 8"	-6mm	4-1/4"	895.99 set



Cast Aluminum Rally Style Wheel Set

The Rally is a clean, traditional hot rod wheel design. This 1 piece cast aluminum design offers better durability and weight savings over traditional steel alternatives. Features a silver powder coated face with a machined lip, 5 x 4-3/4" and 5 x 5" dual lug patterns. Fits most modern brake upgrades while accommodating to original equipment backspacing. Includes economy plastic derby center caps. Wheels also accepts alternative design caps. Sold in sets of 4. Lug nuts are sold separately.

Important: Some aftermarket lug nuts will not clear the center cap.

Note: Shipped overweight.

Wheel Sets of 4	Price
A950785 15" x 7".....	899.99 set
A950785 17" x 8" / 17" x 9".....	1205.99 set
A950785 17" x 8".....	1187.99 set
A950795 17" x 9".....	1223.99 set

Lug Nuts

WL700101 7/16" x 20 standard.....	99 ea
WL700105 7/16" x 20 set of 20.....	3.99 set
WL700120 7/16" x 20 set of 20.....	17.99 set

Center Caps - Rally Plastic Cap - Set of 4
disc brake dish..... 199.99 set



Painted Rally Wheel

Replace a rusty, pitted or missing wheel with a new reproduction Rally wheel. Each wheel is beautifully finished in Argent silver powder coating. These wheels available in 5 x 4-3/4" bolt pattern and are available in a variety of sizes to fit your specific needs. Center caps and trim rings are sold separately.

Note: Shipped overweight.

Item #	Size	Offset	Backspace	Price
DK14X6	14" x 6"	6mm	3-3/4"	143.99 ea
DK14X7	14" x 7"	-3mm	4-1/8"	92.99 ea
DK14X8B	14" x 8"	-19mm	3-3/4"	145.99 ea
DK15X6	15" x 6"	7mm	3-3/4"	95.99 ea
DK15X7	15" x 7"	6mm	4-1/4"	128.99 ea
DK15X8B	15" x 8"	19mm	4".....	162.99 ea
DK15X8A	15" x 8"	-6mm	4-1/4"	133.99 ea
DK15X10	15" x 10"	-32mm	4-1/4"	179.99 ea



Rally Wheels in Brilliant Chrome!

These chrome Rally wheels feature the 5 x 4-3/4" bolt pattern and are available in a variety of sizes to fit your specific needs. Each wheel includes an aftermarket plain police style center cap.

Note: Include plain police style hubcap except DK16X7C.

Item #	Size	Offset	Backspace	Price
DK14X6C	14" x 6"	+6mm	3-3/4"	203.99 ea
DK14X7C	14" x 7"	+0mm	4".....	207.99 ea
DK15X7C	15" x 7"	+6mm	4-1/4"	233.99 ea
DK15X8C	15" x 8"	-6mm	4-1/4"	233.99 ea
DK16X7C	16" x 7"	+0mm	4".....	218.99 ea



Cast Aluminum Rally Style Wheel

The Rally is a clean, traditional hot rod wheel design. This 1 piece cast aluminum design offers better durability and weight savings over traditional steel alternatives. Features a silver powder coated face with a machined lip, 5 x 4-3/4" and 5 x 5" dual lug patterns. Fits most modern brake upgrades while accommodating to original equipment backspacing. Includes economy plastic derby center caps. Sold individually. Lug nuts are sold separately.

Important: Some aftermarket lug nuts will not clear the center cap.

Note: Shipped overweight.

A950784 15" x 7".....	249.99 ea
A950786 17" x 8".....	329.99 ea
A950796 17" x 9".....	339.99 ea
A950797 18" x 8".....	349.99 ea



1968-85 Reproduction Rally Wheels

Reproduction steel Rally wheels for 1968-85 Chevrolet models. Manufactured in steel replicating the original in design and appearance. Each wheel comes beautifully powder coated in correct Argent silver finish. Lug pattern: 5 x 4-3/4". Sold individually.

Note: Center caps, trim rings, and lug nuts sold separately.

WT5655C	15" x 7"	4-1/4" BS.....	124.99 ea
WT5656C	15" x 8"	4-1/2" BS.....	134.99 ea


Factory Style Stamped Steel Wheel

Factory style replacement stamped steel wheel features gloss black powder coating with OE style dimples for "dog dish" hubcap, and dimples by the valve stem. Perfect for a classic sleeper look!

Important: Rally hubcaps will not fit these wheels.

Note: For trim rings use TK3000 for 14" x 6" and 14" x 7" and TK3125 for 15" x 7" wheels.

4-1/2" Backspacing	Price
AR805004 1958-70 14" x 6".....	139.99 ea
4-3/4" Backspacing	Price
AR805015 1958-70 14" x 7".....	139.99 ea
AR805016 1958-70 15" x 7".....	139.99 ea



Rally Wheel Center Cap

Center caps for Rally wheels. Available in chrome or stainless steel. Sold individually or in a set of 4.

Police Style with Bow Tie

WK1000C	chrome.....	26.99 ea
WR1000C	chrome.....	89.99 set
WK1000S	stainless.....	31.99 ea
WR1000S	stainless.....	107.99 set

Police Style Plain

WK1002C	chrome.....	24.99 ea
WR1002C	chrome.....	71.99 set
WK1002S	stainless.....	26.99 ea
WR1002S	stainless.....	89.99 set

Baby Moon

WK1008	chrome.....	15.99 ea
WR1008	chrome.....	53.99 set

Spinner Style

WK1018CL	chrome - LH.....	41.99 ea
WK1018CR	chrome - RH.....	41.99 ea
WR1018CL	chrome.....	144.99 set
WK1018SL	stainless - LH.....	36.99 ea
WK1018SR	stainless - RH.....	36.99 ea
WR1018S	stainless.....	125.99 set

1 STEERING, SUSPENSION, REAR END & BRAKES

Rally Wheel Trim Rings

OER AUTHORIZED



Rounded Edge Style

Stainless Steel Wheel Trim Ring

OER® Authorized Rally wheel trim rings for various GM models. These high-quality wheel trim rings are manufactured in polished stainless steel and feature a rounded over edge design similar in appearance to the original 1968-82 15" x 8" style GM trim rings. Multiple sizes available making it easy to match front and rear design when using different size wheels from front to back. Sold individually or in 4 piece sets.

14" x 6", 1-1/2" Deep (Also Fits 14" x 7")	
TR3000 set of 4.....	91.99 set
TK3000 individual.....	23.99 ea
15" x 6", 1-1/2" Deep (Also Fits 15" x 5" & 15" x 7")	
TR3015 set of 4.....	121.99 set
TK3015 individual.....	31.99 ea
15" x 8", 2-7/8" Deep (Also Fits 15" x 10")	
TK3009 individual.....	23.99 ea
15" x 7" Wheels, 2-1/4" Deep	
TR3125 set of 4.....	117.99 set
TK3125 individual.....	30.99 ea
15" x 8", 3" Deep (Also Fits 15" x 10")	
9796696 set of 4.....	87.99 set
97966961 individual.....	24.99 ea
16" x 7", 16" x 8", 1-1/2" Deep	
TR3016 set of 4.....	89.99 set
TK3016 individual.....	26.99 ea



1958-97 Rally Wheel Lock Set

Protect your valuable Rally wheels and tires with these excellent quality wheel locks. Each lock is able to withstand hammers, chisels, and wrenches. Narrow groove key patterns and specially coded keys provide maximum security. No moving parts to damage or corrode. Set of four.

K24010	1968-90	1/2" - 20 stud.....	29.99 set
K24011	1988-90	7/16" - 20 thread.....	21.99 set
K24012	1991-97	1/2mm x 1.5" stud.....	21.99 set
70006	1967-81	lock caps - chrome	6.99 set
70005	1967-81	lock caps - black...	3.99 set



Bow Tie Trim Ring Set

Stainless steel Bow Tie trim rings for Rally wheels. Each trim ring features 4 Bow Ties stamped on each ring. Sold in sets of 4.

TF500068	15" x 7".....	121.99 set
TF500069	15" x 8".....	114.99 set



Round Lip Chrome Trim Ring

Excellent quality round lip chrome trim rings for 14" and 15" wheels. Get a stylish look with these custom trim rings. Available in various sizes. Sold individually or in a 4 piece set.

Individual Trim Rings

1-1/2" Deep	
TK3005	14" x 6", 14" x 7"..... 23.99 ea
TK3007	15" x 5", 15" x 6", 15" x 7"..... 23.99 ea
3" Deep	
TK3009	15" x 8", 15" x 10"..... 23.99 ea

Trim Ring Sets

1-1/2" Deep	
TR3005	14" x 6", 14" x 7"..... 89.99 set
TR3007	15" x 5", 15" x 6", 15" x 7"..... 69.99 set
3" Deep	
TR3009	15" x 8", 15" x 10"..... 86.99 set

OER AUTHORIZED



Squared Edge Style Stainless Steel Wheel Trim Rings

OER® Authorized Rally wheel trim rings for various GM models. OER® high-quality Rally wheel trim rings are manufactured in polished stainless steel and feature a squared step edge design similar in appearance to the original 1967-77 style GM trim rings. These deep style trim rings give the wheel a wider look with the ring filling more area near the wheel center section. 14" x 7" also available in chrome. Sold individually or in 4 piece sets.

Stainless Steel 14" x 7", 2-7/8" Deep	
545910 set of 4.....	119.99 set
5459101 individual.....	24.99 ea
Stainless Steel 15" x 7", 2-3/4" Deep	
K9796696R set of 4.....	86.99 set
Stainless Steel 15" x 7", 2-3/8" Deep	
3901708 set of 4.....	87.99 set
39017081 individual.....	24.99 ea
Chrome 14 x 7", 2-1/4" Deep	
A9591010 set of 4.....	89.99 set
A9590010 individual.....	24.99 ea



Rally Wheel Lug Nut Set

Classic Industries® offers a lug nut set for your Rally wheels. A perfect set to purchase if your lug nuts are stripped, worn out or rusted. All sets include: 20 lug nuts, 4 valve stems, 4 wheel locks and a key.

WK1	7/16" - 20 thread.....	41.99 set
WK2	1/2" - 20 thread.....	41.99 set

Wheel Accessories



1961-62 Dog Dish Hubcaps

Reproduction hubcaps for 1961-62 full size Chevrolet models. This "Dog Dish" style hubcap features a bright chrome finish with black accents. Very popular on 348-409 vehicles.

14778 1961-62 4 piece..... 429.99 set

New



F230



F220

Dog Dish Bow Tie Hubcaps

Reproduction dog dish style hubcaps originally for 1967-69 Chevrolet models. These caps are the correct configuration for various Chevrolet models, but can be used on most 1958-80 Chevy applications when a dog dish style cap is desired. Will fit our AS500504, AS500505, or AS500506 5 x 4-3/4" lug pattern factory steel wheels for the ultimate "sleeper look". 4 piece set.

F230 1968-69 style 4 piece..... 379.99 set
F220 1967 style 4 piece..... 379.99 set



1963 Impala Hubcap

Reproduction hubcap for 1963 standard Impala models. This 14" hubcap is made of stainless steel and has the correct argon color. The center emblem is sold separately.

C6312 1963..... 64.99 ea



1964 Impala Hubcap

Reproduction hubcap for 1964 standard Impala models. This 14" hubcap is made of stainless steel. The center emblem is sold separately. Center emblem features the correct silver accents and a black center with a silver Bow Tie.

B9276 1964 hubcap..... 64.99 ea



G5691



WV1042A



881176

1992-96 Wheel Cap

Replace your missing or damaged wheel caps. For 1992-96 models. Available with Chevrolet Motor Division or Bow Tie center caps.

Note: *For Rally cap center emblem, black with yellow Bow Tie use 469663.

Sport Wheel Hubcap

G5691 1992-96 - GM..... 90.99 ea

Chrome 5 Lug Wheel Caps

Individual Wheel Cap

WV1042A* 1994-96 - repro..... 16.99 ea

Set of 4 Wheel Caps

K7003* 1994-96 - repro w/o inserts... 53.99 set

881176 1994-96 - repro w/inserts... 93.99 set



153471



K151710BK K151710SV

1994-96 Center Hubcaps

Reproduction center hubcaps for 1994-96 Chevrolet Impala models. Each set of 4 plastic caps has a brushed aluminum looking finish with a black center emblem (no logo). Bow Tie center emblems sold separately.

Hubcaps

153471 1994-96 set of 4..... 99.99 set

Bow Tie Center Emblems

K151710BK 1994-96 black/silver... 15.99 ea

K151710SV 1994-96 silver/black... 14.99 ea



1M5871R

CM1405

CM1405B

1958 Wheel Spinners and Emblem

This is a high-quality reproduction accessory wheel spinner for 1958 full size models with full wheel covers. The spinner and emblems have the correct Bow Tie crest emblem center.

Wheel Spinners - Set of 4
1M5871R 1958 chrome..... 209.99 set

Spinner Emblem - Individual

CM1405 1958 red - 4 req..... 19.99 ea

CM1405B 1958 black - 4 req..... 20.99 ea



CM2052



CM2053



CM2050



CM2051

1959-60 Wheel Spinners & Emblem

Reproduction wheel cover spinners for 1959-60 models. Available in silver or black cross flag emblem design. Features correctly detailed and painted crossed flags emblems.

Wheel Spinners - Set of 4
CM2052 1959-60 silver..... 385.99 set

CM2053 1959-60 black..... 385.99 set

Spinner Emblem - Individual

CM2050 1959-60 silver - 4 req... 44.99 ea

CM2051 1959-60 black - 4 req... 44.99 ea



CM2195



1961-62 SS Wheel Cover Spinners

Reproduction wheel cover spinners for 1961-62 models. Each spinner is an exact duplicate of the original featuring Bow Tie logo. Includes mounting discs.

CM2145 1961 set of 4..... 359.99 set

CM2195 1962 set of 4..... 359.99 set

Wheel Accessories



1962-63 Wire Wheel Cover Spinners

Reproduction wire wheel cover spinners originally installed on 1962-63 full size Chevrolet models with wire wheels. Sold in a set of 4.

CM2195A 1962-63..... 209.99 set



1965-66 Caprice Wheel Spinners and Emblem

Reproduction wheel cover spinners and replacement emblem for 1965-66 Caprice models. Features Bow Tie design.

Wheel Spinners
CM2479 1965-66 set of 4..... 398.99 set
Spinner Emblem
CM2478 1965-66 4 required..... 46.99 ea



1965-66 Impala SS Wheel Spinners

Reproduction wheel cover spinners and replacement emblem for 1965-66 SS models. Features "SS" logo.

Wheel Spinners
CM2481 1965-66 set of 4..... 398.99 set
Spinner Emblem
CM2480 1965-66 4 required..... 46.99 ea



1961 Standard Wheel Cover Emblem

Reproduction wheel cover emblem for 1961 models.
CM2146 1961..... 48.99 ea



1962 Standard Wheel Cover Emblem

This is a reproduction wheel cover emblem for 1962 standard models.

CM2196 1962..... 35.99 ea



1963-64 SS Wheel Cover Emblem

Reproduction wheel cover emblem for 1963-64 Impala SS models.

CM2200 1963 emblem only..... 56.99 ea
CM2390 1964 emblem only..... 50.99 ea



1963-64 Hubcap Center Emblem

Reproduction hubcap center emblem for 1963-64 standard Impala models. Manufactured as original with the correct silver accents and a black center with a silver Bow Tie.

C6313 1963..... 29.99 ea
B9271 1964..... 20.99 ea



1967 SS Wheel Cover Emblem

Reproduction wheel cover emblem for 1967 SS models.
CM2695 1967..... 58.99 ea



1969-73 Wheel Cover Emblem

This is a reproduction wheel cover emblem for 1969-73 standard models.


CM5953 1969-73..... 32.99 ea



1969 Center Wheel Cap Assembly

Reproduction center wheel cap assembly for 1969 full size models with finned wheel covers. 4-1/4" diameter emblem mounts to your finned wheel cover.

CM5953A 1969..... 76.99 ea



1990 Wheel Hubcap and Insert

OER® reproduction GM center cap set for 1958-96 full size models. Manufactured from injection molded plastic, this center cap set features the correct original configuration and "Chevrolet" font in silver caps and a black background. Set includes 4 center caps and 4 emblems with peel and stick adhesive backing for easy installation.

N90 Chrome Set
881203 1958-96 8 piece set..... 59.99 set
Individual Components
14012631 1958-96 hubcap..... 9.99 ea
14066944 1958-96 insert..... 8.99 ea



1994-96 Wheel Cap Insert

Replacement wheel cap insert for 1994-96 full size models. Black cap features yellow Bow Tie in the center. Sold individually. 4 required per vehicle.
469665 1994-96..... 16.99 ea

Wheel Accessories



Chrome Polara Style Wheel Covers

These chrome Polara style hubcaps provide classic 1950's styling with their chrome die-cast centers with white inserts. Sold in sets of 4. Available only in 15".
CP500341 15" wheel covers 259.99 set



Chrome Lancer Wheel Covers

These chrome Lancer hubcaps provide classic 1950's styling with their chrome die-cast centers and black powder coated inserts. Sold in sets of 4.
CP50032A 14" wheel covers 245.99 set
CP50032B 15" wheel covers 216.99 set



Rally Wheel Cap with Bullet Center

Looking for something a little different for your Rally wheels? Try these polished stainless steel Rally caps with bullet centers! Fits original Rally wheels and aftermarket Rally wheels. Sold in a set of 4.
CP500170 Rally wheel caps 151.99 set



Chrome Vintage Curb Feelers

Forget running your beautiful wheels into the curb with these vintage coil style curb feelers! Universal fit. Sold as a pair. Get the valve stem cap adapters to use valve stem caps on your curb feelers!
CP500173 vintage style curb feelers ... 17.99 pr
CP500174 universal curb feelers 13.99 pr



Spider Wheel Covers

These Spider wheel covers provide classic 1950's styling to dress-up your classic vehicle. Sold in sets of 4. Choose from a black/white or all white checkered design around the edges. Available in 14" or 15".

14" Covers
CP50014A white checkered 337.99 set
15" Covers
CP50015A white checkered 330.99 set



Chrome Starburst Wheel Covers

These show quality chrome-plated starburst wheel covers will make your classic ride stand out from the crowd. Sold in sets of 4.

CP50028A 14" wheel covers 98.99 set
CP50028B 15" wheel covers 92.99 set



Chrome Fiesta Wheel Covers

These chrome fiesta hubcaps provide classic 1950's styling with their chrome die-cast centers and white checkerboard pattern. Sold in sets of 4. Available in 14" or 15".

CP50016A 14" wheel covers 124.99 set
CP50016B 15" wheel covers 91.99 set



Chrome Single Bar Wheel Covers

These chrome single bar wheel covers provide classic 1950's styling with their chrome die-cast centers. Sold in sets of 4. Available in 14" or 15".

CP50059A 14" smooth 64.99 set
CP50059B 15" smooth 74.99 set
CP50033A 14" bar only 95.99 set
CP50033B 15" bar only 109.99 set
CP50035A 14" bar/bullet 104.99 set
CP50035B 15" bar/bullet 106.99 set



Chrome Cross Bar Wheel Covers

These chrome cross bar hubcaps provide classic 1950's styling with their chrome die-cast centers and white inserts. Sold in sets of 4. Available in 14" or 15".

CP50030A 14" wheel covers 275.99 set
CP50030B 15" wheel covers 235.99 set

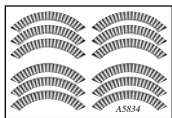


5 Lug Spider Caps

These spider caps centers are just the thing to make your 5 lug steel wheels stand out. Die-cast and chrome-plated for a show quality appearance. Includes mounting hardware. Fits most steel wheels. Sold in sets of 4.

KC60194 5 x 4-3/4" 208.99 set
CP500171 5 x 5" 161.99 set

Wheel Accessories



shown for illustration purposes only

1958 Wheel Cover Decals

Why waste time trying to paint those original wheel covers? This wheel cover decal set for 1958 Chevrolet full size models installs quickly and looks great. Set includes 12 decals for four wheel covers.

A5834 1958..... 77.99 set

AUTHORIZED NEW!

Universal 1/4" Wheel Spacer

OER® Authorized 1/4" billet CNC-machined aluminum wheel spacer for 5 x 4-3/4" bolt pattern. These 1/4" wheel spacers provide additional clearance for the installation of wide aftermarket wheels. Sold individually.

Note: Longer wheel studs recommended when using wheel spacers.

K151791 universal 1/4"..... 15.99 ea

1969-70 SS Wheel Paint Masking Set

This unique set offers owners the opportunity to do the restoration on their SS style wheels without the expense of going to a professional.

This easy to use set includes 25 paint masks (enough to do 5-spokes per wheel).

WMK2 1969-70 14" wheels..... 14.99 set
 WMK3 1969-70 15" wheels..... 19.99 set



Wheel Bolt Center Measuring Template

Accurately measure your wheel lug pattern. Determine the exact bolt center dimension for 4 and 5 lug wheels and hubs. The 4 lug identify 4 x 4-1/2", 4 x 110 mm, 4 x 108mm, 4 x 100mm and 4 x 98mm bolt patterns. The 5 lug identify 4 x 5-1/2", 5 x 5", 5 x 4-3/4", 5 x 4-1/2", and 5 x 4-1/4".

BCT400 4 lug..... 8.99 ea
 BCT500 5 lug..... 8.99 ea



"Hex Style" Wheel Center Cap

Designed exactly like the original as a two piece screw-on style cap that includes the ABS center cap, steel retainer and Phillips head screw. Originally installed on American Racing wheels of the 1960's and 70's including the 2005 Daisy wheel, T70, and T70R 5-spoke alloy wheels, but they may fit other aluminum wheels of the era that have a 2-1/2" center bore. Center caps are sold individually. 4 required per vehicle. Cap will accept a 1-3/4" embler.

K676 Hex style cap..... 14.99 ea




Wheel Center Cap Retainer Set

These custom retainers are used to attach the center ornament to the cast aluminum SS Style wheels #251784: 17"x 8" or #251785: 17"x 9. Sold as a set of 4. Set of 10 screws to fit these retainers sold separately.

251710 set of 4 retainers..... 19.99 set

251715 set of 10 screws - 1/2" long..... 3.99 set



1958-72 Wheel Studs

These Grade 8 press-in Moser wheel studs are designed for rear axles with drum brakes. These are a great addition when installing Moser axles on your full size models or just replacing your old wheel studs. Sold as a set of 10. Measures: 7/16" - 20 x 1-3/4", thread 0.480".

M28060 1958-72 zinc..... 21.99 set

M28259 1958-72 black..... 21.99 set



1958-75 OE Style Wheel Stud Set

Reproduction wheel stud set for 1958-75 full size models which require 7/16"-20 x 1-1/4" wheel studs. Fits .47" hole. This high-quality lug stud set features 10 original style lug studs with a plain black hardened finish.

G6583K 1958-75 10 piece..... 20.99 set



1976-89 Wheel Stud

Original wheel studs for 1976-89 wheels. Used to hold the wheel onto the axle.

1/2"-20 x 1-3/4"..... 3.99 ea

G3155 1976-90 rear..... 3.99 ea

7/16"-20 x 1-1/4"..... 3.49 ea

A14228 1977-89 front w/11" rotors..... 3.49 ea



E5030724



Logo Valve Stem Caps

Valve stem logo caps are a perfect way to add that finishing touch to your wheels. The highly detailed, full color logos are fadeproof and waterproof for years of trouble-free use.

E5030724 blue Bow Tie logo..... 15.99 set

E5030725 red Bow Tie logo..... 15.99 set

E5030727 gold Bow Tie logo..... 15.99 set

E5030720 SS logo..... 15.99 set



Custom Valve Stem Caps

Looking for something to set your wheels apart from the rest? Looking to add a personal touch to your curb feelers? Look no further than custom valve stem caps. Choose the design that suits your style. Sold as a set of 4.

Dice Style Caps red..... 5.99 set

CP50018A white..... 5.99 set

CP50018C black..... 5.99 set

CP50018D blue..... 5.99 set

8 Ball Style CP50020A black..... 5.99 set

CP50020B chrome..... 10.99 set

Bullet Head Style CP500242..... 9.99 set

Bullet Shell Style CP50057..... 7.99 set

Spike Style CP50056 chrome..... 11.99 set



Tire Valve Stem

Original style replacement valve stem for all wheels with .453 inch. Each valve stem measures 1-1/4" long.

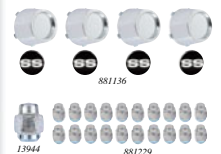
G6578 Genuine GM..... 5.99 ea

A10184 OER® Authorized..... 3.99 ea



WARNING: Cancer and Reproductive Harm - www.P63Warnings.ca.gov

Wheels & Accessories



1969 SS Style Wheel and Accessories

Reproduction SS wheel for 1969 Impala models Available in OE style finish. Center caps and trim rings sold separately. 5 x 4-3/4" bolt circle.

SS Style Wheels - Silver

WV418A	1969	14" x 7" - 4-3/8" bs	159.99 ea
WV419A	1969	15" x 7" - 4-3/8" bs	169.99 ea
WV420A	1969	15" x 8" - 4-1/2" bs	174.99 ea

SS Style Wheels - Chrome

WV418C	1969	14" x 7" - 4-3/8" bs	189.99 ea
WV419C	1969	15" x 7" - 4-3/8" bs	199.99 ea
WV420C	1969	15" x 8" - 4-1/2" bs	229.99 ea

Trim Rings - Set of 4

A26100	1969	14" x 7"	119.99 set
K9796696R	1969	15" x 7"	86.99 set

Wheel Ornaments

<i>Chrome Wheel Ornaments without SS Inserts</i>			
A26097	1969	each	17.99 ea

<i>Wheel Ornament Inserts - SS Emblems</i>			
3956772	1969	each	5.99 ea
13946	1969	set of 4	21.99 set

<i>Wheel Ornament Retainers without Hardware</i>			
A26098	1969	each	6.99 ea
R2567	1969	set of 4	27.99 set

<i>Ornaments, Retainers, and Hardware</i>			
153570	1969	without SS inserts	65.99 set
881136	1969	with SS inserts	82.99 set

Lug Nuts

13944	1969	each	2.99 ea
881229	1969	set of 20	39.99 set

OE

Aluminum SS Wheels and Accessories

Get the classic look of the steel SS road wheel from various GM models as a lightweight polished alloy! This wheel features a highly polished 5-spoke face and rim with contrasting black painted center. Includes a center cap without insert. 5 x 4-3/4" bolt pattern.



251784

Important: 15" wheels use #13944 lug nuts. 17" wheels use #71620 lug nuts. BS = backspace.

Note: 15" wheel caps accept 1-3/4" diameter inserts.

Set of 4 Wheels			
R4439	17" x 8"	set of 4	935.99 set
R4440	17" x 9"	set of 4	935.99 set

Individual Wheels			
251784	17" x 8"	4-1/2" bs	256.99 ea
251785	17" x 9"	5" bs	256.99 ea

Wheel Ornament Inserts - SS Emblems			
3956772	1-3/4" dia.	each	5.99 ea
13946	1-3/4" dia.	set of 4	21.99 set

Lug Nuts			
13944	for 15"	each	2.99 ea
881229	for 15"	set of 20	39.99 set
716201	for 17"	set of 5	13.99 set

17" Cast Aluminum 5-Spoke Wheel

17" cast aluminum version of the 5-spoke wheels originally available on 1970-81 Z28 models. Gunmetal powder coating with 5 x 4-3/4" bolt pattern. Accepts original style center caps (sold separately).



251780

Important: Not compatible with factory lug nuts. Use #716201 lug nuts on these wheels.

Note: Wheel sets include four wheels. Polished wheel can be painted. Shipped overweight.

Item #	Size	Offset	Backspace	Price
251780	17" x 8"	0 mm	4-1/4"	256.99 ea
R4441*	17" x 8"	0 mm	4-1/4"	935.99 set
251782	17" x 9"	0 mm	5"	256.99 ea
R4443*	17" x 9"	0 mm	5"	935.99 set

Acorn Style Lug Nuts

716201	7/16"-20	5 piece	13.99 set
--------	----------	---------------	-----------

17" Cast Aluminum N90 Wheel

17" cast aluminum version of the N90 wheels originally installed on 1980-81 Z28 and 1986-88 Monte Carlo models with 5 x 4-3/4" bolt pattern. Wheels feature silver powder coating with machined edges and accept original style center caps (sold separately).



251780

Important: Not compatible with factory lug nuts. Use #716201 lug nuts on these wheels.

Note: Wheel kit includes four wheels. Shipped overweight.

Item #	Size	Offset	Backspace	Price
N901784	17" x 8"	0 mm	4-1/4"	256.99 ea
R4445*	17" x 8"	0 mm	4-1/4"	935.99 kit

Acorn Style Lug Nuts

716201	7/16"-20	5 piece	13.99 set
--------	----------	---------------	-----------

OE AUTHORIZED



PR148781

1958-96 IROC Replica Wheel

Bring the classic design of the 1985-87 IROC wheel to your classic car. This 1 piece alloy wheel is available with a machined finished face and gloss black accents or chrome-plated. Includes center cap.

Important: All wheels have OE offset.

Note: *Add color code suffix when ordering emblems, available in black (BK) or silver (SV).

Machined/Gloss Black - 5 x 4-3/4", 4-1/2" Backspacing			
PR148681	16" x 8"	186.99 ea
PR148781	17" x 8"	214.99 ea
PR148881	18" x 8"	240.99 ea
PR148281	20" x 8"	312.99 ea

Chrome-Plated - 5 x 4-3/4", 4-1/2" Backspacing			
PR148682	16" x 8"	303.99 ea
PR148882	18" x 8"	360.99 ea
PR148282	20" x 8"	448.99 ea



RV28730A

RV57730P

389730C

Classic 100 Wheel

These Classic 100 wheels by Rev Wheels give you that authentic "in the day" look with today's modern manufacturing, machining, and materials. Choose from anthracite, polished, or chrome finish. Available in 15", 17", 18", and 20" diameters. Includes the center cap. 5 x 5" bolt pattern. Lug nuts sold separately.

Note: Shipped overweight.

Item #	Size	Offset	Backspace	Price
RV28730A	20" x 8"	0 mm	4-1/2"	265.99 ea
RV2957315A	20" x 9.5"	+15mm	5-1/4"	287.99 ea

Polished				
RV57730P	15" x 7"	0 mm	4"	133.99 ea

Chrome				
RV57730C	15" x 7"	0 mm	4"	221.99 ea
RV58730C	15" x 8"	0 mm	4-1/2"	223.99 ea
RV89730C	18" x 9"	0 mm	5"	324.99 ea
RV28730C	20" x 8"	0 mm	4-1/2"	376.99 ea
RV2957315C	20" x 9.5"	+15mm	5-1/4"	317.99 ea

Aftermarket Wheels



RV88610A



RV88610P



RV88610C

Classic 100 Wheel

These Classic 100 wheels by Rev Wheels give you that authentic "in the day" look with today's modern manufacturing, machining, and materials. Choose from anthracite, polished, or chrome finish. Available in 15", 16", 17", 18", and 20" diameters. Includes the center cap. 5 x 4-3/4" bolt pattern. Lug nuts sold separately.

Item #	Size	Offset	Backspace	Price
Anthracite Center				
RV56610A	15" x 6"	0mm	3-1/2"	117.99 ea
RV57610A	15" x 7"	0mm	4.0"	150.99 ea
RV58610A	15" x 8"	0mm	4-1/2"	157.99 ea
RV77610A	17" x 7"	0mm	4.0"	170.99 ea
RV78610A	17" x 8"	0mm	4-1/2"	172.99 ea
RV79610A	17" x 9"	0mm	5.0"	183.99 ea
RV88610A	18" x 8"	0mm	4-1/2"	177.99 ea
RV89610A	18" x 9"	0mm	4-1/2"	178.99 ea
RV88610A	20" x 8"	0mm	4-1/2"	214.99 ea

Item #	Size	Offset	Backspace	Price
Polished				
RV56610P	15" x 6"	0mm	3-1/2"	140.99 ea
RV57610P	15" x 7"	0mm	4.0"	159.99 ea
RV58610P	15" x 8"	0mm	4-1/2"	168.99 ea
RV77610P	17" x 7"	0mm	4.0"	198.99 ea
RV78610P	17" x 8"	0mm	4-1/2"	207.99 ea
RV79610P	17" x 9"	0mm	5.0"	175.99 ea
RV88610P	18" x 8"	0mm	4-1/2"	233.99 ea
RV88610P	18" x 9"	0mm	4-1/2"	236.99 ea

Item #	Size	Offset	Backspace	Price
Chrome				
RV56610C	15" x 6"	0mm	3-1/2"	231.99 ea
RV57610C	15" x 7"	0mm	4.0"	236.99 ea
RV58610C	15" x 8"	0mm	4-1/2"	193.99 ea
RV77610C	17" x 7"	0mm	4.0"	277.99 ea
RV78610C	17" x 8"	0mm	4-1/2"	280.99 ea
RV79610C	17" x 9"	0mm	5.0"	290.99 ea
RV88610C	18" x 8"	0mm	4-1/2"	320.99 ea
RV89610C	18" x 9"	0mm	5.0"	262.99 ea
RV28610C	20" x 8"	0mm	4-1/2"	376.99 ea
RV295610C	20" x 9.5"	0mm	5-1/4"	317.99 ea

Most popular wheels are listed. Visit us online for additional sizes.



American Racing

TT4661

Torq-Thrust D

This classic design from American Racing Wheels burst on the scene way back in 1965 and became the most famous custom wheel of all time. The 1 piece alloy, 5-spoke design is a timeless classic. Get a true nostalgic look when adding a set of these precision machined beauties. Center cap included.

Note: Shipped overweight.

Item #	Size	Offset	Backspace	Price
5 x 4-3/4" Bolt Pattern				
Gray Center/Machined Lip				
TT4661	14" x 6"	-2 mm	3-3/8"	140.99 ea
TT5461	15" x 4-1/2"	-15 mm	2-1/8"	150.99 ea
TT5661	15" x 6"	+4 mm	3-5/8"	152.99 ea
TT5761	15" x 7"	-6 mm	3-3/4"	184.99 ea
TT5861	15" x 8-1/2"	-24 mm	3-3/4"	175.99 ea
TT5161	15" x 10"	-44 mm	3-3/4"	182.99 ea



American Racing

TT24761

Torque Thrust II Polished Wheel

A classic 5-spoke design with a modern flair. This handsome 2 piece alloy wheel comes fully polished and features a spoke design that is more tapered, creating a wider viewing area to unveil the disc brake stopping power behind your Impala. Many sizes to choose from. Includes center cap. Lug nuts sold separately.

Note: Shipped overweight.

Item #	Size	Offset	Backspace	Price
5 x 4-3/4" Bolt Pattern				
TT24761	14" x 7"	0 mm	4"	160.99 ea
TT25761	15" x 7"	-5 mm	3-3/4"	175.99 ea
TT25861	15" x 8"	-18 mm	3-3/4"	177.99 ea
TT25161	15" x 10"	-44 mm	3-3/4"	201.99 ea

Item #	Size	Offset	Backspace	Price
5 x 5" Bolt Pattern				
TT25873	15" x 8"	-18 mm	3-3/4"	177.99 ea

T.T.O Alloy Wheel

This original straight spoke version of the Torq-Thrust is an icon of vintage and muscle cars throughout America. The T.T.O was originally offered in 1956 and quickly became the most sought after design of its time. Includes center cap.

Item #	Size	Offset	Backspace	Price
5 x 4-3/4" Bolt Pattern				
TT05765	15" x 7"	-6 mm	3-3/4"	161.99 ea
TT05861	15" x 8-1/2"	-24 mm	3-3/4"	175.99 ea



American Racing

CCS11

CCS13

CCS02

CCS14

Authorized American Racing Center Cap

The most popular custom wheels for classic muscle cars are now available with logo center caps or spinners.

Note: *Includes screws.

Center Caps	Price
CCS11 polished dome.....	23.99 ea
CCS12* polished plain.....	21.99 ea
CCS14* chrome plastic cap.....	19.99 ea
CCS15 chrome embossed logo.....	27.99 ea
CCS16 chrome bullet.....	48.99 ea
CCS02 tri-bar spinner.....	139.99 ea

Installation Screws with Allen Wrench	Price
CCS17 mounts one cap.....	3.99 set



Don't Forget the Hardware!

Classic Industries® now offers a lug nut set for your American racing wheels. All sets include: 20 lug nuts, 4 valve stems, 4 wheel locks, and a key.

WK4	7/16"-20 thread.....	41.99 set
WK5	1/2"-20 thread.....	41.99 set
WK6	12mm x 1.5 thread.....	41.99 set

Superlite Wheel

The Superlite race wheel puts you back in the heart of the Trans Am Era. Pony car racing! These are a gravity cast, high-quality aluminum which is then heat and aged treated to T6 specification. Includes cap. Lug nuts sold separately.



Item #	Size	Offset	Backspace	Price
5 x 4-3/4" Bolt Pattern				
TA9158240	15" x 8"	0 mm	4"	303.99 ea
TA9158245	15" x 8"	0 mm	4-1/2"	303.99 ea
TA91795250	17" x 9-1/2"	0 mm	5-1/2"	410.99 ea

Item #	Price
Lug Nuts	
WK55 includes sixteen 7/16"-20 x 1.88" bulged with 3/4" head lug nuts, wheel lock set, and valve stems.	
WK56 includes sixteen 1/2"-20 x 1.88" bulged with 3/4" head lug nuts, wheel lock set, and valve stems.	
7/16"-20 x 1.88" Bulged with 3/4" Head	
WK555 set of 5.....	8.99 set
WK55 set of 20.....	41.99 set
1/2"-20 x 1.88" Bulged with 3/4" Head	
WK56 set of 20.....	41.99 set

Era Correct Custom Wheels



Magnum 500 Alloy Wheel

The Legendary Magnum 500 alloy wheel is the ultimate expression of the nostalgic muscle car attitude. This iconic design is enhanced with precision aluminum alloy construction and CNC-machined details for a show winning look. These wheels feature a gloss black and machined finish that is clear coated for a long-lasting durable shine. 5 x 4-3/4" bolt pattern. Center caps, valve stems, and lug nuts sold separately.

*Note: *For rear wheel only. Will not clear most front suspensions.*

Item #	Size	Offset	Backspace	Price
A95500750	15" x 7"	7.0mm	4-1/2"	203.99 ea
A95508570*	15" x 8"	7.4mm	4-3/4"	214.99 ea
A95608570	16" x 8" 0mm	4-1/2"	214.99 ea	

Center Caps

Legendary Wheel Company center caps are die-cast with precision for a perfect fit and a show quality finish. Each emblem is its own work of art with unparalleled detail and correct accent colors. This Super Sport center cap is modeled after the original caps equipped on 1969-70 GM A-Body models. They utilize an easy-to-install mounting system designed to work exclusively on Legendary wheels that eliminates the risk of caps getting loose or being stolen. Sold individually.

A95500110 chrome SS cap 31.00 ea

Lug Nuts

Lug nut for these wheels are chrome E/T Conical, 7/16" - 20, 3/4" Hex head.

A95500111 7/16" - 20 individual 3.99 ea

Valve Stems

Set of 4 chrome valve stems.

A95500116 chrome 4 piece 8.99 set

New! **Old**



Magnum 500 Alloy Wheels

OER® Magnum 500 alloy wheel for Chevrolet full size models. Features an iconic design rich in automotive history but is enhanced with more modern precision aluminum alloy construction and CNC-machined details for a show winning look and retro vintage style. Lug Pattern: 5 x 4-3/4".

Note: Center caps and lug nuts sold separately.

WT12735Z 15" x 7" 4-1/4" BS 189.99 ea



Smoothie Wheel

The ultimate nostalgic wheel, the chrome smoothie provides a look like no other. It is often used with whitewalls and baby moons. A chrome moon center cap is included with each wheel, but with a little ingenuity, this wheel can provide many different looks for your vehicle. Available in a variety of different sizes. Lug nuts sold separately.

5 x 4-1/2", 5 x 4-3/4"

Item #	Size	Offset	Backspace	Price
3134605P	14" x 6"	7mm	3-3/4"	156.99 ea
3134705	14" x 7"	6mm	4"	172.66 ea
3135605P	15" x 6"	7mm	3-3/4"	167.99 ea
3135705P	15" x 7"	3mm	4-1/8"	184.99 ea
3135805	15" x 8"	-15mm	4-1/4"	179.99 ea
3135853	15" x 8"	-15mm	4-1/4"	179.99 ea
3135105	15" x 10"	-38mm	4-1/4"	196.99 ea

5 x 5", 5 x 5-1/2"

Item #	Size	Offset	Backspace	Price
3135653P	15" x 6"	7 mm	3-3/4"	167.99 ea
3135753P	15" x 7"	3 mm	4-1/8"	184.99 ea
3135853	15" x 8"	-15 mm	4-1/4"	179.99 ea
3135153	15" x 10"	-38 mm	4-1/4"	206.99 ea



Center Cap for Smoothie Wheels

This cap is made exclusively for smoothie wheels, will not fit Rally wheels. Available in chrome or stainless steel. Sold individually or in a set of 4.


*Note: *With Bow Tie Logo.*

Police Style Caps

WK1003C	chrome	individual	20.99 ea
WK1003B*	chrome	individual	26.99 ea
WR1003C	chrome	set of 4	71.99 set
WK1003S	stainless	individual	27.99 ea

Baby Moon Caps

WK1009	chrome	individual	15.99 ea
WR1009	chrome	set of 4	53.99 set



Lug Nut Set for Smoothie Wheels

Classic Industries™ now offers a lug set for your smoothie wheels. A perfect set to purchase if your lug nuts are stripped, worn out, or rusted. All sets include: 16 lug nuts, 4 valve stems, 4 wheel locks, and a key.

WK1	7/16" - 20 thread	41.99 set
WK2	1/2" - 20 thread	41.99 set
WK3	12mm x 1.5 thread	41.99 set

S/S Super Sport Wheel

The Cragar S/S wheel was first introduced in 1964. By 1974 the Cragar S/S had become one of the most popular wheels of the muscle car era. Because it was chrome-plated rather than polished aluminum, it held its shine and was easier to keep clean.

Instead of requiring time consuming polishing, the Cragar S/S was ready to show with a simple hose off and wiping down. Available in a variety of sizes and configurations, these wheels are now back in vogue with muscle car enthusiasts who prefer a custom look, but wish to keep their vehicle "period correct". Chrome aluminum center cap is included with each wheel. Lug nuts sold separately.



14" Wheels - 5x4-1/2", 4-3/4", 5" Multi-Bolt Pattern


Item #	Size	Offset	Backspace	Price
61164	14" x 6"	-3mm	3-3/8"	276.99 ea
61714	14" x 7"	3mm	4-1/8"	256.99 ea

15" Wheels - 5x4-1/2", 4-3/4", 5" Multi-Bolt Pattern

Item #	Size	Offset	Backspace	Price
61615	15" x 6"	-3mm	3-3/8"	283.99 ea
61715	15" x 7"	3mm	4-1/8"	283.99 ea
61815	15" x 8"	-6mm	4-1/4"	291.99 ea
61015	15" x 10"	-32mm	4-1/4"	330.99 ea

17" Wheels - 5x4-3/4" Bolt Pattern

Item #	Size	Offset	Backspace	Price
61734	17" x 7"	-6mm	3-3/4"	455.99 ea
617834	17" x 8"	-25mm	3-1/2"	455.99 ea
617834P	17" x 8"	0mm	4-1/2"	455.99 ea
617934	17" x 9"	-12mm	4-1/2"	468.99 ea
617934P	17" x 9"	12mm	5-1/2"	447.99 ea



Mag Lug Nut Set for 14" and 15" Cragar S/S 81 Series Wheels

Lug nut sets include: 20 SS mag lug nuts, 20 center drilled, 20 offset drilled Cragar mag washers, 1 lock set, and 2 valve stems. For all 14" and 15" Cragar S/S wheels.

WK25	7/16" SS mag lugs	41.99 set
WK26	1/2" SS mag lugs	41.99 set
WK95	12mm x 1.5 SS mag lugs	43.99 set
WK28	14mm x 1.5 SS mag lugs w/o locks	41.99 set



Acorn Lug Nut Sets for 17" Cragar S/S 81 Series Wheels

Lug nut set include: 20 bulged acorn lug nuts, 1 lock set and 4 valve stems. Designed to mount all 17" Cragar S/S wheels.

WK55	7/16" bulged acorn lugs	41.99 set
WK56	1/2" bulged acorn lugs	41.99 set
WK57	12mm x 1.5 bulged acorn lugs	41.99 set

Era Correct Custom Wheels



Cragar S/S Center Caps or Spinners

Replace your missing or damaged center cap with an original Cragar cap or dress-up your Cragar wheels with a new set of Cragar spinner caps.

090952 spinner set for S/S wheel..... 89.99 set
9090 center cap for S/S wheel..... 27.99 ea



Cragar 32 Series Keystone Classics

If your vehicle is a 1960-70's model, chances are it came with narrow wheels and tiny bias ply tires. By the mid-1960's, aftermarket wheel swaps were commonplace among car enthusiasts. One of the most widely chosen aftermarket wheels available during the muscle car era was the Cragar Keystone Classic. Popular for their composite design, the chrome-plating on the Keystone Classics made them much easier to clean than aluminum or mag wheels because they required no polishing. Cleaning them was a breeze by just hosing them down and wiping them off. These wheels are now back in vogue with muscle car enthusiasts who prefer a custom look, but wish to keep their car "period correct". Chrome center cap is included with each wheel. Lug nuts sold separately.

Item #	Size	Offset	Backspace	Price
325799	15" x 7"	-6mm	3-3/4"	321.99 ea
325899	15" x 8"	-16mm	3-7/8"	321.99 ea



Mag Lug Nut Set for

32 Series Keystone Classic Wheels

Lug nut sets include: 20 SS mag lug nuts, 20 center drilled, 20 offset drilled Keystone mag washers, 1 lock set, and 4 valve stems.

WK38	7/16" SS mag lugs	41.99 set
WK39	1/2" SS mag lugs	41.99 set
WK40	12mm x 1.5 SS mag lugs	43.99 set



Keystone Classic Replacement Center Cap

Replace your missing or damaged center cap with an original Cragar cap or dress-up your Cragar wheels with a new set of Cragar spinner caps.

KC0271 for Keystone Classic wheel..... 27.99 ea



Cragar 390 Street Pro

The style of the Cragar Street Pro is reminiscent of the Halibrand Sprint which was made famous on the circle track cars of the 60's. The similarities stop there, however. Unlike the Halibrand which was made of magnesium and required constant polishing to retain its shine, the Cragar street pro is manufactured of a chrome-plated steel rim with a chrome-plated aluminum center. The price of original 60's era Halibrands has been pushed up by collectors and the new Halibrand wheels are also very pricey. So, if you'd like the look of a legend at about 1/4 of the price, the Cragar Street Pro is definitely the way to go. Chrome center cap is included with each wheel. Lug nuts sold separately.

Item #	Size	Offset	Backspace	Price
15" Wheels - 5 x 4-1/2", 4-3/4" Dual Bolt Pattern				
3905605	15" x 6"	-28mm	2-5/8"	372.99 ea
3905705	15" x 7"	-12mm	3-1/2"	372.99 ea
3905805	15" x 8"	-6mm	4-1/4"	379.99 ea
3905105	15" x 10"	-32mm	4-1/4"	386.99 ea
17" Wheels - 5 x 4-1/2", 4-3/4" Dual Bolt Pattern				
3907805P	17" x 8"	-6mm	4-1/4"	437.99 ea
3907905	17" x 9"	-12mm	4-1/2"	440.99 ea
3907905P	17" x 9"	6mm	5-1/4"	440.99 ea
17" Wheels - 5 x 5" Dual Bolt Pattern				
3907857P	17" x 8"	-6 mm	4-1/4"	229.99 ea



Lug Nut Set for 390 Street Pro Wheels

All lug nut sets listed below include: 20 OE flanged lug nuts, 1 lock set, and 4 valve stems.

WK12	7/16" OE flanged lugs	41.99 set
WK13	1/2" OE flanged lugs	41.99 set
WK14	12mm x 1.5 OE flanged lugs	41.99 set
WK15	14mm x 1.5 OE flanged lugs	41.99 set



Cragar 390 Street Pro Replacement Center Cap

Replace your missing or damaged center cap with an original Cragar cap or dress-up your Cragar wheels with a new set of Cragar spinner caps.

390SK spinner cap for Street Pro..... 141.99 ea



center cap detail

American Racing Outlaw

In the 1980's the modular wheel became the hot ticket on any late 70's or 80's muscle car. The wheels were called modular because they consisted of 3 elements: an aluminum wheel center (in various styles), an inner rim, and an outer rim. The combination of these "modules" allowed for an unlimited range of possibilities when it came to wheel specifications. The true modulars, however, where a bit pricey for the average Joe. This soon led to an influx of modular copies and 1 piece wheels built with a modular look. This modular style wheel is manufactured by American Racing. It comes clear coated and includes center cap. It's a good choice if you're looking for a period correct wheel design at a great price.

5 x 4-3/4"				
Item #	Size	Offset	Backspace	Price
OL4761	14" x 7"	0mm	4"	144.99 ea
OL5761	15" x 7"	-6mm	3-3/4"	165.99 ea
OL5161	15" x 10"	-38mm	4"	183.99 ea

5 x 5"				
Item #	Size	Offset	Backspace	Price
OL5773	15" x 7"	-6 mm	3-3/4"	165.99 ea
OL5873	15" x 8"	-19 mm	3-3/4"	169.99 ea
OL5173	15" x 10"	-38 mm	4"	183.99 ea

Wheel Accessories

New! **OEM AUTHORIZED**



N980172

N980171

1958-71 Conical Seat Lug Nut

Reproduction lug nuts for 1958-71 Chevrolet full size models. Use when mounting later style aluminum wheels on models that require American thread lug nuts. Each lug nut features the external thread to provide for the cosmetic screw-on plastic caps.

7/16"-20 Thread	gold individual.....	2.99 ea
N980171	gold set of 20.....	38.99
N980172	gold set of 20.....	38.99



1958-81 OE Diamond Logo Lug Nut Set

Reproduction wheel lug nut set for 1958-81 full size models which require 7/16"-20 lug nuts. This high-quality lug nut set includes 20 original style lug nuts (with the 3 diamond logos) and correct electrolytic zinc and wax finish.

G5060K	1958-81	20 piece	36.99 set
--------	---------	----------	-----------

OEM AUTHORIZED **New!**

1958-81 7/16"-20 High Crown Chrome Acorn Style Lug Nut Set

Reproduction early design high crown acorn lug nuts used with all 1967-81 Pontiac Rally I wheels, Rally II or Honeycomb wheels. Also used with 1969-70 Chevrolet SS Style and 1970-81 Z28 5-spoke wheel as well as Magnum 500 wheels and other popular wheels of the era. The design of the nut has been improved for longevity. Rather than having a chrome or stainless steel cap as originally designed, this nut is solid in design to prevent splitting or damaging the nut when using an impact wrench to tighten lugs. Sold as a set of 20.

DK79	58-81	set of 20.....	54.99 set
------	-------	----------------	-----------



24132

New! **OEM AUTHORIZED**

1958-96 Wheel Lock Lug Nut Set

This specially designed McGard nut wheel lock set is made to last a lifetime. Each lug nut lock is chrome-plated and case hardened completely through. The thread strength meets or exceeds OEM specifications Sets include 4 locks and key. Made in USA.

Chrome	24132	1958-89	7/16"-20.....	22.99 set
Black	24026	1991-96	12mm x 1.5.....	24.99 set
Black	24026	1991-96	12mm x 1.5.....	33.99 set



64001

64015

New! **OEM AUTHORIZED**

1958-96 Wheel Lug Nut

This specially designed McGard nut and lock set is made to last a lifetime. Each nut is identified by size directly on the head, chrome-plated and case hardened completely through. The thread strength meets or exceeds OEM specifications. Sets include 4 nuts.

1 1/2"-20 - Chrome	64000	1968-20	13/16" Hex	12.99 set
7/16"-20 - Chrome	64001	1958-90	13/16" Hex	7.99 set
	64011	1958-90	3/4" Hex	17.99 set
12mm x 1.5 - Chrome	64002	1991-96	13/16" Hex	15.99 set
	64012	1991-96	3/4" Hex	14.99 set
12mm x 1.5 - Black	64015	1991-96	3/4" Hex	17.99 set

New! **OEM AUTHORIZED**



WL700101 A1014 12675 A9550110

1971-96 GM Standard Lug Nuts

Reproduction lug nuts for 1971-96 Chevrolet full size models. These standard style 3/4" Hex head lug nuts are uncapped nuts that fit a wide variety of steel wheel applications where a hubcap covers the nut or where cosmetic appearance of the nut is not an issue and a capped nut or acorn nut is not needed.

Individual Lug Nuts				
WL700101	universal	7/16"-20.....	.99 ea	
A1014	1971-75	1 1/2"-20.....	.99 ea	
12675	universal	12mm x 1.50mm	.99 ea	
A9550110	1991-96	12mm x 1.50mm	2.99 ea	
5 Piece Lug Nut Set				
WL700105	universal	7/16"-20.....	3.99 set	
20 Piece Lug Nut Set				
WL700120	universal	7/16"-20.....	17.99 set	
R5143	universal	12mm x 1.50mm	17.99 set	
K81199	1991-96	12mm x 1.50mm	53.99 set	



K64000

Lug Nuts and Locks

Each nut is identified by size directly on the head, chrome-plated and case hardened completely through. The thread strength meets or exceeds OEM specifications. Sets include 4 locks and 16 nuts.

13/16" Hex Head Lug Nuts	chrome.....	73.99 set	
K64000	1 1/2"-20 thread	chrome.....	64.99 set
K64001	7/16"-20 thread	chrome.....	78.99 set
K64002	12mm-1.5 thread	chrome.....	78.99 set
3/4" Hex Head Lug Nuts	chrome.....	80.99 set	
K64010	1 1/2"-20 thread	chrome.....	85.99 set
K64011	7/16"-20 thread	chrome.....	85.99 set
K64012	12mm-1.5 thread	chrome.....	79.99 set
K64015	12mm-1.5 thread	black.....	99.99 set

7/16"-20 Stainless Steel Capped **OEM**

Acorn Style Lug Nut Set

OER® correct reproduction late design low crown acorn lug nuts used with all 1967-81 Pontiac Rally I wheels, Rally II or Honeycomb wheels. Also used with 1969-70 Chevrolet SS Style and 1970-81 Z28 5-spoke wheel as well as Magnum 500 wheels and other popular wheels of the era. The design of the nut is the same as the original with a stainless steel cap over steel nut construction. Will install on original or reproduction wheels.



Individual Lug Nuts			
13944	universal	7/16"-20.....	2.99 ea
20 Piece Lug Nut Set			
881229	universal	7/16"-20.....	39.99 set

New! **OEM**



K151800

K151790

Acorn OEM Bulge Style Wheel Lug Nut

OER® 1 piece acorn lug nuts are for the R15 style aluminum wheel or any aluminum wheel designed to use a factory style acorn nut. Available in standard and extended length, which gives the additional thread depth coverage that is necessary when running the wheels on the front of the vehicle with 25° spacers for wheel clearance. Sold individually or in a 10 piece set.

For Use without Spacers				
K151800	1991-92	7/16"-20.....	1.99 ea	
K8717	1991-92	7/16"-20 - 10 pc	9.99 set	
K151801	1991-92	12mm-1.5.....	1.99 ea	
K8126	1991-92	12mm-1.5 - 10 pc	9.99 set	

For Use with 1/4" Spacers				
K151789	1991-92	7/16"-20.....	1.99 ea	
K8716	1991-92	7/16"-20 - 10 pc	11.99 set	
K151790	1991-92	12mm-1.5.....	1.99 ea	
K8125	1991-92	12mm-1.5 - 10 pc	11.99 set	



WK43

New! **OEM AUTHORIZED**

Steel Wheels Lug Nut Set

Lug nut sets include: 20 chrome acorn lug nuts, wheel lock set, and 4 valve stems.

WK41	7/16" lugs.....	41.99 set
WK43	12mm x 1.50 lugs.....	41.99 set

New! **OEM AUTHORIZED**

RH Chrome Lug Nut

Keep your wheels secure and looking great with a brand new set of lug nuts. These chrome finished acorn style lug nuts feature 7/16"-20 thread and 13/16" overall Hex heads are available in RH thread. Sold individually.



WK81R	1960-76	RH.....	2.99 ea
-------	---------	---------	---------

Reproduction Tires



Radial Oval Tire

Firestone Wide Oval Radial tire a product that will bridge the gap between authentic bias ply tires and modern radials. The raised white letter version, seen here, features correct sidewall markings, even down to the correct size of the letters.

C54880	FR70-14	raised white letter	376.99	ea
C55280	GR70-14	raised white letter	402.99	ea
C62490	FR70-15	raised white letter	439.99	ea
C62510	FR60-15	raised white letter	508.99	ea
C62680	GR70-15	raised white letter	448.99	ea
C54890	FR70-14	red line	376.99	ea
C55290	FR70-14	red line	402.99	ea
C62500	FR70-15	red line	423.99	ea
C62690	GR70-15	red line	448.99	ea

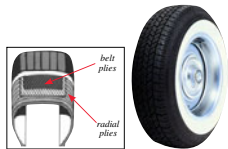


Classic Red Line Radial Tire

Classic Industries[®] is pleased to offer these reproduction style red line radial tires designed to give the appearance of an original tire. Each tire is new and offers a great way to retain originality. Poly/steel construction offers strength.

Note: Wheel not included. Tires must be prepped. Shipped overseas.

P20575R14R	radial	205/75-14	365.99	ea
------------	--------	-----------	--------	----



Classic Whitewall Radial Tire

Classic Industries[®] now offers reproduction whitewall radial tires designed to give the appearance of an original tire. Each tire is new and offers a great way to retain originality.

Note: Wheel not included. Tires are special order and must be prepped. Shipped overseas.

P20575R14W	radial	205/75-14	248.99	ea
P22575R14W	radial	225/75-14	277.99	ea
P22575R15W	radial	225/75-15	262.99	ea



Firestone Wide Oval Tires are Back!

These tires are manufactured from the original molds to bring you the highest quality muscle car tire available. Each tire features a 2 + 2 construction (2-ply polyester and 2-ply fiberglass). Available in raised white lettering, featuring the words Firestone and Wide "O" Oval, red lines, or pinstripe whitewall.

Note: Tires must be prepped. Shipped overseas.

Part #	Tire Size	Tread	Cross Sect.	Price
RAISED WHITE LETTER				
T54850	F70 x 14"	6.67"	8.30"	363.99 ea
T55250	G70 x 14"	6.92"	8.75"	394.99 ea
T62480	F60 x 15"	8.75"	9.20"	454.99 ea

Pinstripe	Tire Size	Tread	Cross Sect.	Price
T54860	F70 x 14"	6.67"	8.30"	334.99 ea

Red Line (Wide Track)	Tire Size	Tread	Cross Sect.	Price
T54690	E70 x 14"	6.38"	8.05"	348.99 ea
T54660	D70 x 14"	6.21"	7.85"	327.99 ea
T62470	F70 x 15"	6.71"	8.35"	410.99 ea
T62500	G70 x 15"	6.50"	8.50"	373.99 ea



Goodyear Quality with a Nostalgic Appearance

These Goodyear tires are produced with exact specifications offering the highest quality while maintaining complete originality! Now you can own the original Polyglas Goodyear tires, and because they are made from the same mold as the originals, you can count on the quality. Perfect for classic wheel types such as Rally wheels!

Important: QW-1 Speedway Wide Tread.

Note: Tires must be prepped. Shipped overseas.

Part #	Tire Size	Description	Price
RAISED WHITE LETTER			
GYE7014	E70 x 14"	2/2 Polyglas	355.99 ea
GYF7014	F70 x 14"	2/2 Polyglas	375.99 ea
GYE7015W	E70 x 15"	QW-1 4 ply	512.99 ea
GYF7015	F70 x 15"	2/2 Polyglas	453.99 ea
GYF6015	F60 x 15"	2/2 Polyglas GT	440.99 ea
GYG6015	G60 x 15"	2/2 Polyglas GT	504.99 ea
GYG7015	G70 x 15"	2/2 Polyglas GT	419.99 ea

350 Red Line	Tire Size	Description	Price
GYE7014R	E70 x 14"	custom wide...	381.99 ea
GYF7014R	F70 x 14"	custom wide...	405.99 ea
GYE7014WR	F70 x 14"	QW-1 4 ply	389.99 ea
GYE7014R	G70 x 14"	custom wide...	449.99 ea
GYF7015R	F70 x 15"	custom wide...	429.99 ea
GYE7015WR	F70 x 15"	QW-1 4 ply	442.99 ea
GYG7015R	G60 x 15"	2/2 Polyglas GT	503.99 ea

- 14 and 15" rim diameters
- 70 series available
- S-Speed rated (112 MPH)
- All season tread
- High tech tread design
- Backed by our life of the tread warranty
- U.S. DOT - approved for all U.S. highways
- ECE approved - meets or exceeds all requirements for the European community



BF Goodrich Silvertown Radial Tire

Classic Industries[®] offers these reproduction BF Goodrich Radial T/A Poly/Steel tires for various classic American cars. Each tire is manufactured to original specifications, is S-Speed rated and U.S. DOT approved for use on all U.S. highways. With its grippy all-season tread design and original style raised white letters, these tires will give both authenticity and safety to your classic car.

Note: Wheel not included. Tires must be prepped. Shipped overseas.

Tire Size	Tread	Section	Diam.	Price
-----------	-------	---------	-------	-------

3/8" - Red Line	Tread	Section	Diam.	Price
P20570R14RL	5.80"	8.00"	26.10"	350.99 ea
P21570R14RL	6.40"	8.70"	25.90"	367.99 ea
P22570R14RL	6.70"	8.90"	26.30"	367.99 ea
P21570R15RL	6.40"	8.70"	26.90"	360.99 ea
P22570R15RL	6.70"	9.00"	27.40"	367.99 ea
P23570R15RL	7.080"	9.50"	28.00"	388.99 ea

3/8" - White Line	Tread	Section	Diam.	Price
P21570R14WL	6.40"	8.70"	25.90"	360.99 ea
P21570R15WL	6.40"	8.70"	26.90"	388.99 ea
P22570R15WL	6.70"	9.00"	27.40"	427.99 ea

- 14 and 15" rim diameters
- S-Speed rated (112 MPH)
- U.S. DOT approved for all U.S. highways
- ECE approved - meets or exceeds all requirements within the European community
- All season tread design



BF Goodrich Radial T/A Tire

Classic Industries[®] offers these reproduction BF Goodrich Radial T/A tires for various classic American cars. Each tire is manufactured to original specifications, is S-Speed rated and U.S. DOT approved for use on all U.S. highways. With its grippy all-season tread design and original style raised white letters, these tires will give both authenticity and safety to your classic car.

Note: Wheel not included. Tires must be prepped. Shipped overseas.

Tire Size	Description	Section	Tread	Price
-----------	-------------	---------	-------	-------

P20570R14T	5.0"-7.0"	8.2"	25.4"	161.99 ea
P21570R14T	5.5"-7.0"	8.7"	25.9"	163.99 ea
P22570R14T	6.0"-7.5"	9.0"	26.5"	165.99 ea
P23560R14T	6.5"-8.5"	9.5"	25.1"	181.99 ea
P21560R15T	6.0"-7.5"	8.7"	25.2"	190.99 ea
P21560R15T	6.0"-7.5"	8.7"	26.0"	165.99 ea
P22560R15T	6.0"-8.0"	9.0"	25.6"	185.99 ea
P23560R15T	6.5"-8.5"	9.5"	26.1"	194.99 ea
P23570R15T	6.0"-8.0"	9.5"	28.0"	185.99 ea

STEERING, SUSPENSION, REAR END & BRAKES 1