

Automotive Manuals



L2100



L2110



L2114



L2119



L2120



L2124



L1110



L1116



L1119



L1125



L1129



L1133



L1134



L1136



L1139



L1151



L1154



L1160



L1162



L1171



L1179



L1185



L1191



L1195



L1199



L1204

1960-76 Shop Manual

Dodge shop manuals which cover body, chassis and mechanical service on 1960-76 models. Includes sections on the engine, transmission, suspension, brakes, driveline, electrical, doors, windows, etc. They also include wiring diagrams. Text, accompanied by diagrams or illustrations, explains how to disassemble, repair and reassemble the various components and frequently include troubleshooting information.

| Dodge | | |
|-------|-----------------------------------|----------|
| L2100 | 1960-61 Dodge (exc. Lancer) ... | 69.99 ea |
| L2101 | 1962 Lancer, Dart Polara ... | 60.99 ea |
| L2102 | 1963 Dodge ... | 60.99 ea |
| L2103 | 1964 440, 330, Dart ... | 64.99 ea |
| L2104 | 1965 880, Monaco, Polara ... | 59.99 ea |
| L2105 | 1965 Coronet, Dart ... | 39.99 ea |
| L2106 | 1966 Charger (supp. to L2108) ... | 23.99 ea |
| L2107 | 1966 Charger, Coronet, Dart ... | 49.99 ea |
| L2108 | 1966 Monaco, Polara ... | 44.99 ea |
| L2109 | 1967 Charger, Coronet, Dart ... | 49.99 ea |
| L2110 | 1968 Charger, Coronet, Dart ... | 69.99 ea |
| L2111 | 1969 Charger, Coronet, Dart ... | 69.99 ea |
| L2112 | 1969 Monaco, Polara ... | 69.99 ea |
| L2113 | 1970 Challenger, Dart ... | 69.99 ea |
| L2114 | 1970 Charger, Coronet ... | 69.99 ea |
| L2115 | 1970 Monaco, Polara ... | 69.99 ea |
| L2116 | 1971 all ... | 91.99 ea |
| L2117 | 1972 all ... | 84.99 ea |
| L2118 | 1973 all ... | 87.99 ea |
| L2119 | 1974 all ... | 99.99 ea |

| Plymouth | | |
|----------|--------------------------------|-----------|
| L2120 | 1963 all ... | 55.99 ea |
| L2121 | 1964 all ... | 62.99 ea |
| L2122 | 1965 all ... | 66.99 ea |
| L2123 | 1966 all ... | 69.99 ea |
| L2124 | 1967 all ... | 49.99 ea |
| L2125 | 1968 all ... | 95.99 ea |
| L2126 | 1969 all ... | 59.99 ea |
| L2127 | 1970 all exc. RR/Superbird ... | 64.99 ea |
| L2127A | 1970 RR/Superbird ... | 29.99 ea |
| L2128 | 1971 all ... | 100.99 ea |
| L2129 | 1972 all ... | 92.99 ea |
| L2130 | 1973 all ... | 95.99 ea |
| L2131 | 1974 all ... | 104.99 ea |
| L2132 | 1975 all ... | 103.00 ea |
| L2133 | 1976 all ... | 128.99 ea |

1960-76 Dodge and Plymouth owners manuals. Sometimes called an "operating manual", these are the manuals that are typically found in the vehicle's glove box. They are used to acquaint the owner with the operating controls of the vehicle and recommends certain maintenance and minor service procedures. Provides brief specifications, capacities, and other service information.

| Dodge | | |
|-------|--------------------------------|----------|
| L1110 | 1960 Dodge | 19.99 ea |
| L1111 | 1961 Dart and Polara | 19.99 ea |
| L1112 | 1961 Lancer | 14.99 ea |
| L1113 | 1961 Dodge | 31.99 ea |
| L1114 | 1962 Dart | 19.99 ea |
| L1115 | 1962 Lancer | 19.99 ea |
| L1116 | 1963 Dodge | 19.99 ea |
| L1117 | 1964 Dart | 19.99 ea |
| L1118 | 1965 880, Monaco, Polara | 19.99 ea |
| L1119 | 1965 Coronet | 19.99 ea |
| L1120 | 1965 Dart | 19.99 ea |
| L1121 | 1966 Charger | 19.99 ea |
| L1122 | 1966 Coronet | 19.99 ea |
| L1123 | 1966 Dart | 19.99 ea |
| L1124 | 1966 Polara, Monaco | 19.99 ea |
| L1125 | 1967 Charger | 19.99 ea |
| L1126 | 1967 Dart | 19.99 ea |
| L1127 | 1968 Charger | 21.99 ea |
| L1128 | 1968 Coronet | 19.99 ea |
| L1129 | 1968 Dart | 19.99 ea |
| L1130 | 1968 Polara, Monaco | 19.99 ea |
| L1131 | 1969 Charger | 14.99 ea |
| L1132 | 1969 Coronet | 19.99 ea |
| L1133 | 1969 Dart | 19.99 ea |
| L1134 | 1969 Polara, Monaco | 19.99 ea |
| L1135 | 1970 Challenger | 19.99 ea |
| L1136 | 1970 Charger | 19.99 ea |
| L1137 | 1970 Coronet | 19.99 ea |
| L1138 | 1970 Dart | 19.99 ea |
| L1139 | 1971 Challenger | 15.99 ea |
| L1140 | 1971 Coronet and Charger | 19.99 ea |
| L1141 | 1971 Dart and Demon | 19.99 ea |
| L1142 | 1972 Challenger | 19.99 ea |
| L1143 | 1972 Coronet and Charger | 19.99 ea |
| L1144 | 1972 Dart and Demon | 19.99 ea |
| L1145 | 1972 Monaco, Polara | 19.99 ea |
| L1146 | 1973 Challenger | 19.99 ea |
| L1147 | 1973 Charger, Coronet | 19.99 ea |
| L1148 | 1973 Dart | 19.99 ea |
| L1149 | 1973 Polara and Monaco | 14.99 ea |
| L1150 | 1974 Challenger | 19.99 ea |
| L1151 | 1974 Charger and Coronet | 19.99 ea |
| L1152 | 1974 Dart | 19.99 ea |

| Plymouth | | |
|----------|------------------------------------|----------|
| L1153 | 1960 Plymouth | 19.99 ea |
| L1154 | 1960 Valiant | 19.99 ea |
| L1155 | 1961 Plymouth | 19.99 ea |
| L1156 | 1961 Valiant | 19.99 ea |
| L1157 | 1962 Valiant | 19.99 ea |
| L1158 | 1962 Plymouth | 19.99 ea |
| L1159 | 1963 Valiant | 19.99 ea |
| L1160 | 1963 Plymouth | 19.99 ea |
| L1161 | 1963 Plymouth 426 Supp. | 21.99 ea |
| L1162 | 1964 Plymouth | 19.99 ea |
| L1163 | 1964 Valiant | 19.99 ea |
| L1164 | 1964 Plymouth 426 Supp. | 32.99 ea |
| L1165 | 1965 Valiant and Barracuda | 19.99 ea |
| L1166 | 1965 Belvedere | 19.99 ea |
| L1167 | 1965 Super Commando 426 3199 ea | |
| L1168 | 1966 Barracuda | 19.99 ea |
| L1169 | 1966 Belvedere and Satellite | 19.99 ea |
| L1171 | 1966 Valiant | 19.99 ea |
| L1173 | 1967 Barracuda | 19.99 ea |
| L1174 | 1967 Belvedere | 19.99 ea |
| L1177 | 1967 Valiant | 19.99 ea |
| L1178 | 1968 Belvedere | 19.99 ea |
| L1179 | 1968 Barracuda | 19.99 ea |
| L1180 | 1968 Valiant | 19.99 ea |
| L1181 | 1969 Barracuda | 19.99 ea |
| L1182 | 1969 Satellite | 19.99 ea |
| L1183 | 1969 Valiant | 19.99 ea |
| L1185 | 1970 Barracuda | 19.99 ea |
| L1186 | 1970 Belvedere | 19.99 ea |
| L1187 | 1970 Duster and Valiant | 19.99 ea |
| L1189 | 1971 Barracuda | 14.99 ea |
| L1190 | 1971 Satellite | 19.99 ea |
| L1191 | 1971 Duster and Valiant | 19.99 ea |
| L1193 | 1972 Satellite | 19.99 ea |
| L1192 | 1972 Satellite | 19.99 ea |
| L1195 | 1972 Valiant | 19.99 ea |
| L1197 | 1973 Barracuda | 19.99 ea |
| L1198 | 1973 Duster and Valiant | 19.99 ea |
| L1199 | 1973 Satellite | 19.99 ea |
| L1200 | 1974 Duster and Valiant | 19.99 ea |
| L1201 | 1974 Satellite | 19.99 ea |
| L1202 | 1974 Barracuda | 19.99 ea |
| L1204 | 1975 Valiant | 14.99 ea |
| L1205 | 1976 Duster and Valiant | 28.99 ea |

Automotive Manuals



1960-76 Factory Shop Manual on CD-ROM

The information provided on each CD-ROM includes virtually all the information you'll find in a factory shop manual. This unique concept gives you the ability to view on your personal computer, complete factory technical information on the make and model of your vehicle. You can print out just that portion of the manual that's needed, or go to the index and type in the part that you're trying to locate. If several manuals are required for a particular make and model, all are supplied on a single CD for your convenience.

Note: CD's are non-returnable once opened.

| Dodge Models | | | |
|--------------|---------|----------------------------------|----------|
| CDM6701 | 1960-61 | all | 49.99 ea |
| CDM6702 | 1962 | all | 34.99 ea |
| CDM6703 | 1963 | all | 34.99 ea |
| CDM6704 | 1964 | all | 34.99 ea |
| CDM6705 | 1965 | all | 34.99 ea |
| CDM6706 | 1966 | all | 34.99 ea |
| CDM6707 | 1967 | all | 34.99 ea |
| CDM6708 | 1968 | all | 34.99 ea |
| CDM6709 | 1969 | all | 34.99 ea |
| CDM6710 | 1970 | Challenger, Dart, Polara, Monaco | 34.99 ea |
| CDM6711 | 1970 | Charger, Coronet | 34.99 ea |
| CDM6712 | 1971 | all | 34.99 ea |
| CDM6713 | 1972 | all | 34.99 ea |
| CDM6714 | 1973 | all | 34.99 ea |
| CDM6715 | 1974 | all | 34.99 ea |
| CDM6815 | 1975 | all - Plymouth/Chrysler/Dodge | 34.99 ea |
| CDM6816 | 1976 | all - Plymouth/Chrysler/Dodge | 34.99 ea |

| Plymouth Models | | | |
|-----------------|---------|-------------------------------|----------|
| CDM6801 | 1960-61 | all | 34.99 ea |
| CDM6802 | 1962 | all | 34.99 ea |
| CDM6803 | 1963 | all | 34.99 ea |
| CDM6804 | 1964 | all | 34.99 ea |
| CDM6805 | 1965 | all | 34.99 ea |
| CDM6806 | 1966 | all | 34.99 ea |
| CDM6807 | 1967 | all | 34.99 ea |
| CDM6808 | 1968 | all | 34.99 ea |
| CDM6809 | 1969 | all | 34.99 ea |
| CDM6810 | 1970 | all | 34.99 ea |
| CDM6811 | 1971 | all | 34.99 ea |
| CDM6812 | 1972 | all | 34.99 ea |
| CDM6813 | 1973 | all | 34.99 ea |
| CDM6814 | 1974 | all | 34.99 ea |
| CDM6815 | 1975 | all - Plymouth/Chrysler/Dodge | 34.99 ea |
| CDM6816 | 1976 | all - Plymouth/Chrysler/Dodge | 34.99 ea |

Plymouth Performance Package Booklet

This pamphlet details the performance options available on 1969 Road Runner, GTX and Barracuda models. Includes information on high-performance engine, suspension, and exhaust packages.

L3056 1969..... 9.99 ea

1966 Plymouth Hemi Sales Folder

This 9 page sales folder shows what made the "Hemi" engine so hot! From engine specifications to valve design, this folder explains why the "Hemi" engine was ahead of its class.

L3059 14.99 ea




L3007



L3008



L3009



L3010



L3011




L3012



L3013



L3014



L3015

1965-74 Reprinted Vintage New Car Sales Brochure


Does your finished restoration look showroom new? There's no better complement to your restoration than a new car sales brochure! These are reprints of the original showroom brochures that were issued to prospective buyers when the vehicles were new. Each brochure is printed on correct original stock paper including correct colors and type fonts. See for yourself exactly what the factory was offering when your Dodge, Chrysler, or Plymouth was new! Page count varies by year.

| | | | |
|-------|------|------------------------------------------|----------|
| L3001 | 1965 | Coronet | 10.99 ea |
| L3059 | 1966 | Hemi | 14.99 ea |
| L3003 | 1966 | Charger | 10.99 ea |
| L3004 | 1966 | Coronet | 10.99 ea |
| L3005 | 1967 | Coronet | 10.99 ea |
| L3006 | 1967 | Charger | 11.99 ea |
| L3007 | 1967 | Dart | 10.99 ea |
| L3008 | 1968 | Belvedere/Road Runner/GTX/Satellite | 11.99 ea |
| L3009 | 1968 | Charger/RT | 11.99 ea |
| L3010 | 1968 | Coronet/RT | 11.99 ea |
| L3011 | 1968 | Coronet/GT/GTS | 11.99 ea |
| L3012 | 1969 | Belvedere/GTX/Road Runner/Satellite | 11.99 ea |
| L3013 | 1969 | Charger/RT/500 | 11.99 ea |
| L3014 | 1969 | Coronet/RT/Super Bee | 11.99 ea |
| L3015 | 1969 | Dart/Swinger/GT | 10.99 ea |
| L3016 | 1970 | Charger | 11.99 ea |
| L3017 | 1970 | Coronet/Super Bee | 10.99 ea |
| L3018 | 1970 | Challenger | 10.99 ea |
| L3019 | 1970 | Dart | 11.99 ea |
| L3020 | 1970 | Challenger TA sales specification folder | 14.99 ea |
| L3021 | 1970 | Super Bird (sales folder) | 13.99 ea |
| L3022 | 1970 | Belvedere/GTX/Satellite/Road Runner | 11.99 ea |
| L3023 | 1970 | Barracuda | 11.99 ea |
| L3024 | 1970 | Valiant/Duster | 10.99 ea |
| L3025 | 1971 | Charger/Super Bee/RT | 10.99 ea |
| L3026 | 1971 | Challenger/RT | 10.99 ea |
| L3027 | 1972 | Challenger | 10.99 ea |
| L3028 | 1972 | Charger | 11.99 ea |
| L3029 | 1972 | Dart/Demon/Swinger | 11.99 ea |
| L3030 | 1974 | Challenger | 10.99 ea |
| L3031 | 1974 | Dart/Spot/Swinger | 10.99 ea |
| L3032 | 1974 | Charger | 10.99 ea |

Automotive Manuals

1964-65 Hemi Owner's Manual

Excellent reprints of the original 1964-65 Hemi owner's manuals using exact colors, correct paper and original printing techniques.



| | | | |
|-------|------|----------|----------|
| L3033 | 1964 | 426 Hemi | 14.99 ea |
| L3034 | 1965 | 426 Hemi | 14.99 ea |

1960-74 Mopar Dealer Parts Catalog

Complete illustrated dealer parts catalog that includes body and chassis, text and illustration for every major part on the car. The text section gives you the part number, common name and application. The illustration section gives you labeled "exploded views" of the parts, showing what they look like and how they fit together with adjacent parts.



Note: *Does not include Dodge dealer parts. These manuals are unbound.

Chrysler, Dodge, Imperial, and Plymouth Dealer Parts

| | | |
|--------|---------|-----------|
| L1206 | 1960 | 57.99 ea |
| L1207* | 1961 | 50.99 ea |
| L1208 | 1962 | 71.99 ea |
| L1209 | 1963 | 76.99 ea |
| L1210 | 1964 | 93.99 ea |
| L1211 | 1965 | 95.99 ea |
| L1212 | 1966 | 100.99 ea |
| L1213 | 1967 | 95.99 ea |
| L1214 | 1968 | 103.99 ea |
| L1215 | 1969 | 89.99 ea |
| L1216 | 1970-71 | 122.99 ea |
| L1217 | 1972 | 83.99 ea |
| L1218 | 1973 | 82.99 ea |
| L1219 | 1974 | 75.99 ea |




Hemi Service Bulletin

These Service Bulletin manuals are excellent reprints of the originals using exact colors, correct paper, and original printing techniques.

| | | | |
|-------|---------|----------------------|----------|
| L3048 | 1964-66 | 426 Hemi | 16.99 ea |
| L3058 | 1965 | Hemi Coronet Manual | 12.99 ea |
| L3049 | 1966 | Belvedere Hemi HP2 | 17.99 ea |
| L3050 | 1967 | Coronet 426 B | 15.99 ea |
| L3057 | | Street Hemi bulletin | 10.99 ea |

Barracuda Muscle Portfolio 1964-1974

Covers Plymouth Barracuda: 1964 to 1974, including Formula S, *Cuda 340, 383, 440, AAR, Hemi, and Six Pack. Includes driving impressions, first drives, road tests, comparison tests, long-term tests, handling and more. Thirty-five articles from the pages of Car and Driver, Motor Trend, Road & Track, Sports Car Graphic, Car Life, and many others. Softbound, 8-1/2" x 11", 140 pages.




L1059 29.99 ea

1971 Drag Racing Parts Catalog

This reprint of the 1971 Drag Racing Parts catalog details a complete list of parts available from Chrysler Motors for the modification of Mopar vehicles in sanctioned off the highway drag racing events. 8-1/2" x 11", 56 pages, black and white illustrated.



L3053 1971 19.99 ea



Performance Tuning And Modification Tips

These reprinted booklets contain Dodge Engineering's tuning and modification tips for extracting more performance from Hemi and "B" series wedge engines. 8-1/2" x 11".

| | | |
|-------|--------------------------|----------|
| L3054 | Dodge "B" Series Engines | 12.99 ea |
| L3055 | Hemi | 12.99 ea |

Mopar B-Body Restoration 1966-1970

This book offers an in-depth resource for restoring a Mopar B-Body. Step-by-step processes walk you through the tasks of metal repair, suspension rebuild, driveline verification, interior restoration, and more. All components are addressed, creating the most complete resource in the marketplace. With multiple step-by-step procedures and more than 400 color photographs, it is the most complete hands-on book ever written covering these coveted Chryslers. This will be your primary resource when it's time to tackle a full restoration or complete a simple repair on your prized Pentastar. You won't find a cheaper "run" that helps you more than Mopar B-Body Restoration 1966-70. Paperback, 176 pages, 8-1/2" x 11".




L1554 27.99 ea



Hustle Stuff High-Performance Parts/Modifications Catalogs

These reprinted 1970-71 Hustle Stuff catalogs from Chrysler are guides to modifying your engine for extra performance without losing drivability. Details modifications that require only basic tools, such as bolt-on induction components. 8-1/2" x 11", black and white illustrated.

| | | |
|-------|------|----------|
| L3051 | 1970 | 16.99 ea |
| L3052 | 1971 | 16.99 ea |



1966-74 Mopar Wiring Diagram

Need to rewire your classic Mopar vehicle? Classic Industries® has the answer. These manuals contain wiring diagrams that cover body and engine wiring configurations and show the various electrical circuits, fuses, distributor, etc.

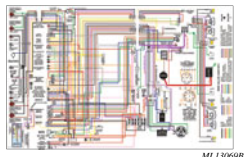
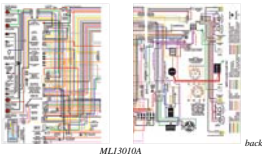
| | | | |
|-------|------|---------------------|----------|
| L1220 | 1966 | Charger | 21.99 ea |
| L1221 | 1966 | Coronet | 21.99 ea |
| L1222 | 1967 | Charger | 21.99 ea |
| L1223 | 1967 | Coronet | 21.99 ea |
| L3035 | 1967 | Valiant | 10.99 ea |
| L1224 | 1967 | Dart | 21.99 ea |
| L3044 | 1968 | Plymouth B-Body | 21.99 ea |
| L1226 | 1968 | Charger | 21.99 ea |
| L1227 | 1968 | Coronet | 21.99 ea |
| L3036 | 1968 | Valiant | 10.99 ea |
| L1228 | 1968 | Dart | 21.99 ea |
| L3045 | 1969 | Plymouth B-Body | 21.99 ea |
| L1229 | 1969 | Charger | 21.99 ea |
| L1230 | 1969 | Coronet & Super Bee | 21.99 ea |
| L3037 | 1969 | Valiant | 10.99 ea |
| L1231 | 1969 | Dart | 21.99 ea |
| L3041 | 1969 | Barracuda | 10.99 ea |
| L3046 | 1970 | Plymouth B-Body | 10.99 ea |
| L1232 | 1970 | Charger | 21.99 ea |
| L1233 | 1970 | Coronet | 21.99 ea |
| L1234 | 1970 | Charger & Super Bee | 21.99 ea |
| L3042 | 1970 | Cuda | 11.99 ea |
| L3038 | 1970 | Valiant/Duster | 11.99 ea |
| L1235 | 1970 | Dart | 21.99 ea |
| L3047 | 1971 | Plymouth B-Body | 10.99 ea |
| L1236 | 1971 | Charger | 21.99 ea |
| L1237 | 1971 | Charger & Coronet | 21.99 ea |
| L3043 | 1971 | Cuda | 10.99 ea |
| L3039 | 1971 | Valiant/Duster | 10.99 ea |
| L1238 | 1971 | Dart | 21.99 ea |
| L1239 | 1972 | all A-Body | 21.99 ea |
| L3040 | 1973 | all A-Body | 21.99 ea |
| L1240 | 1974 | all A-Body | 21.99 ea |

Laminated Wiring Diagrams

If you are tired of trying to decipher black and white wiring diagrams from old shop manuals, here is the solution! These full color diagrams feature all chassis wiring from the front lights to the dash to rear lights. Laminated in heavy plastic for durability and to prevent grease smudges. Redo your wiring the easy way in color!

Available as a small diagram measuring 8-1/2" x 11" (one page double sided) or a large diagram measuring 11" x 17".

Note: Specify A - 8-1/2" x 11" or B - 11" x 17".



1962-76 Dodge A-Body Diagrams

Note: Specify A - 8-1/2" x 11" or B - 11" x 17".

| Part# | Year | Model | 8.5" x 11" | 11" x 17" |
|---------|------|-----------------------|------------|-----------|
| ML13011 | 1962 | Lancer | 16.99 | 21.99 |
| ML13012 | 1963 | Dart | 16.99 | 21.99 |
| ML13013 | 1964 | Dart | 16.99 | 21.99 |
| ML13016 | 1965 | Dart | 16.99 | 21.99 |
| ML13019 | 1966 | Dart | 16.99 | 21.99 |
| ML13023 | 1967 | Dart | 16.99 | 21.99 |
| ML13027 | 1968 | Dart | 16.99 | 21.99 |
| ML13032 | 1969 | Dart | 16.99 | 21.99 |
| ML13040 | 1970 | Dart | 16.99 | 21.99 |
| ML13041 | 1970 | Dart with Rallye dash | 16.99 | 21.99 |
| ML13047 | 1971 | Dart | 16.99 | 21.99 |
| ML13048 | 1971 | Dart with Rallye dash | 16.99 | 21.99 |
| ML13053 | 1972 | Dart | 16.99 | 21.99 |
| ML13058 | 1973 | Dart | 16.99 | 21.99 |
| ML13063 | 1974 | Dart | 16.99 | 21.99 |
| ML13065 | 1975 | Dart | 16.99 | 21.99 |
| ML13066 | 1976 | Dart | 16.99 | 21.99 |

1962-75 Dodge B-Body Diagrams

Note: Specify A - 8-1/2" x 11" or B - 11" x 17".

| Part# | Year | Model | 8.5" x 11" | 11" x 17" |
|---------|------|---------------------------------|------------|-----------|
| ML13010 | 1962 | Dart | 16.99 | 21.99 |
| ML13014 | 1964 | Polara | 16.99 | 21.99 |
| ML13015 | 1965 | Coronet | 16.99 | 21.99 |
| ML13017 | 1966 | Charger | 16.99 | 21.99 |
| ML13018 | 1966 | Coronet | 16.99 | 21.99 |
| ML13021 | 1967 | Charger | 16.99 | 21.99 |
| ML13022 | 1967 | Coronet | 16.99 | 21.99 |
| ML13026 | 1968 | Charger | 16.99 | 21.99 |
| ML13025 | 1968 | Coronet/Super Bee | 16.99 | 21.99 |
| ML13031 | 1969 | Charger | 16.99 | 21.99 |
| ML13029 | 1969 | Coronet/Super Bee | 16.99 | 21.99 |
| ML13030 | 1969 | Coronet/Super Bee w/Rallye dash | 16.99 | 21.99 |
| ML13034 | 1970 | Coronet | 16.99 | 21.99 |
| ML13036 | 1970 | Charger | 16.99 | 21.99 |
| ML13035 | 1970 | Coronet/Super Bee w/Rallye dash | 16.99 | 21.99 |
| ML13045 | 1971 | Charger/Super Bee | 16.99 | 21.99 |
| ML13046 | 1971 | Charger/Super Bee w/Rallye dash | 16.99 | 21.99 |
| ML13049 | 1972 | Charger | 16.99 | 21.99 |
| ML13050 | 1972 | Charger with Rallye dash | 16.99 | 21.99 |
| ML13054 | 1973 | Charger | 16.99 | 21.99 |
| ML13055 | 1973 | Charger with Rallye dash | 16.99 | 21.99 |
| ML13059 | 1974 | Charger | 16.99 | 21.99 |
| ML13060 | 1974 | Charger with Rallye dash | 16.99 | 21.99 |
| ML13064 | 1975 | Charger | 16.99 | 21.99 |

1970-74 Dodge E-Body Diagrams

Note: Specify A - 8-1/2" x 11" or B - 11" x 17".

| Part# | Year | Model | 8.5" x 11" | 11" x 17" |
|---------|------|-----------------------------|------------|-----------|
| ML13037 | 1970 | Challenger | 16.99 | 21.99 |
| ML13038 | 1970 | Challenger with Rallye dash | 16.99 | 21.99 |
| ML13039 | 1970 | Challenger with Hemi | 16.99 | 21.99 |
| ML13042 | 1971 | Challenger | 16.99 | 21.99 |
| ML13043 | 1971 | Challenger with Rallye dash | 16.99 | 21.99 |
| ML13044 | 1971 | Challenger with Hemi | 16.99 | 21.99 |
| ML13051 | 1972 | Challenger | 16.99 | 21.99 |
| ML13052 | 1972 | Challenger with Rallye dash | 16.99 | 21.99 |
| ML13056 | 1973 | Challenger | 16.99 | 21.99 |
| ML13057 | 1973 | Challenger with Rallye dash | 16.99 | 21.99 |
| ML13061 | 1974 | Challenger | 16.99 | 21.99 |
| ML13062 | 1974 | Challenger with Rallye dash | 16.99 | 21.99 |

1962-76 Plymouth A-Body Diagrams

Note: Specify A - 8-1/2" x 11" or B - 11" x 17".

| Part# | Year | Model | 8.5" x 11" | 11" x 17" |
|---------|------|-------------------------|------------|-----------|
| ML13068 | 1962 | Valiant | 16.99 | 21.99 |
| ML13070 | 1964 | Barracuda, Valiant | 16.99 | 21.99 |
| ML13072 | 1965 | Barracuda, Valiant | 16.99 | 21.99 |
| ML13075 | 1966 | Barracuda | 16.99 | 21.99 |
| ML13078 | 1966 | Valiant | 16.99 | 21.99 |
| ML13079 | 1967 | Barracuda | 16.99 | 21.99 |
| ML13082 | 1968 | Barracuda | 16.99 | 21.99 |
| ML13085 | 1969 | Barracuda | 16.99 | 21.99 |
| ML13088 | 1969 | Valiant | 16.99 | 21.99 |
| ML13093 | 1970 | Duster | 16.99 | 21.99 |
| ML13094 | 1970 | Duster with Rallye dash | 16.99 | 21.99 |
| ML13102 | 1971 | Duster | 16.99 | 21.99 |
| ML13103 | 1971 | Duster with Rallye dash | 16.99 | 21.99 |
| ML13053 | 1972 | Duster | 16.99 | 21.99 |
| ML13058 | 1973 | Duster | 16.99 | 21.99 |
| ML13063 | 1974 | Duster | 16.99 | 21.99 |
| ML13065 | 1975 | Duster | 16.99 | 21.99 |
| ML13066 | 1976 | Duster | 16.99 | 21.99 |

1962-74 Plymouth B-Body Diagrams

Note: Specify A - 8-1/2" x 11" or B - 11" x 17".

| Part# | Year | Model | 8.5" x 11" | 11" x 17" |
|---------|------|-------------------------|------------|-----------|
| ML13067 | 1962 | B-Body | 16.99 | 21.99 |
| ML13069 | 1963 | B-Body | 16.99 | 21.99 |
| ML13071 | 1964 | B-Body | 16.99 | 21.99 |
| ML13073 | 1965 | B-Body | 16.99 | 21.99 |
| ML13076 | 1966 | B-Body | 16.99 | 21.99 |
| ML13080 | 1967 | B-Body | 16.99 | 21.99 |
| ML13083 | 1968 | B-Body | 16.99 | 21.99 |
| ML13086 | 1969 | B-Body | 16.99 | 21.99 |
| ML13091 | 1970 | B-Body | 16.99 | 21.99 |
| ML13092 | 1970 | B-Body with Rallye dash | 16.99 | 21.99 |
| ML13097 | 1970 | B-Body with Hemi | 16.99 | 21.99 |
| ML13100 | 1971 | B-Body | 16.99 | 21.99 |
| ML13101 | 1971 | B-Body with Rallye dash | 16.99 | 21.99 |
| ML13108 | 1972 | B-Body | 16.99 | 21.99 |
| ML13109 | 1972 | B-Body with Rallye dash | 16.99 | 21.99 |
| ML13113 | 1973 | B-Body | 16.99 | 21.99 |
| ML13114 | 1973 | B-Body with Rallye dash | 16.99 | 21.99 |
| ML13118 | 1974 | B-Body | 16.99 | 21.99 |
| ML13119 | 1974 | B-Body with Rallye dash | 16.99 | 21.99 |

1970-74 Plymouth E-Body Diagrams

Note: Specify A - 8-1/2" x 11" or B - 11" x 17".


| Part# | Year | Model | 8.5" x 11" | 11" x 17" |
|---------|------|----------------------------|------------|-----------|
| ML13089 | 1970 | Barracuda | 16.99 | 21.99 |
| ML13090 | 1970 | Barracuda with Rallye dash | 16.99 | 21.99 |
| ML13096 | 1970 | Hemi Cuda | 16.99 | 21.99 |
| ML13098 | 1971 | Barracuda | 16.99 | 21.99 |
| ML13099 | 1971 | Barracuda with Rallye dash | 16.99 | 21.99 |
| ML13107 | 1971 | Hemi Cuda | 16.99 | 21.99 |
| ML13105 | 1972 | Barracuda | 16.99 | 21.99 |
| ML13106 | 1972 | Barracuda with Rallye dash | 16.99 | 21.99 |
| ML13111 | 1973 | Barracuda | 16.99 | 21.99 |
| ML13112 | 1973 | Barracuda with Rallye dash | 16.99 | 21.99 |
| ML13116 | 1974 | Barracuda | 16.99 | 21.99 |
| ML13117 | 1974 | Barracuda with Rallye dash | 16.99 | 21.99 |

Automotive Literature

1970 Road Runner

For 1970, the Road Runner had its strongest year yet as it housed the best street V8s Chrysler had to offer. Author Scott Ross retraces the history of the Road Runner and brings the 1970 model year into full focus. The stripped down Road Runner exemplified the essence of a purpose built muscle car: brute power and stunning acceleration. A new aggressive grill and Air Grabber hood provided an audacious yet tasteful performance statement. The back-to-basics 'Bird had a unique character with its iconic cartoon Road Runner graphics and beep-beep honk. Underneath the skin, the Road Runner lived up to its persona. The 335HP 383 was one of fastest 383s Chrysler built because it was fitted with the 440 camshaft, heads, and manifolds for even more performance. The 440 Six Pack car generated 390 HP and gained a reputation as a stout street performer. And at the top, the conservatively rated 425HP 426 Hemi set the standard for performance. This book features detailed explanation of the design and concepts involved in creating the car, a look at marketing and promotion, an in-depth study of all hardware and available options, as well as an examination of where the car is on the market today. Also included are paint and option codes, VIN and build tag decoders, as well as production numbers. Paperback, 8-1/4" x 9", 96 pages with 113 color photos.

L1296 1970 22.99 ea



The Definitive Barracuda & Challenger Guide: 1970-1974

The 1970-1974 Plymouth Barracudas and Dodge Challengers, known as the E-Body for this generation, was Chrysler's response to the competition from the Ford Mustang and Chevy Camaro. Today, they are some of the most valuable and popular muscle cars ever built. In The Definitive Barracuda & Challenger Guide: 1970-1974, seasoned journalist Scott Ross has unearthed new information from the key personnel involved in designing, engineering, and building these brass muscle cars. If you have been searching for the comprehensive story and vital option information for these classic Mopar muscle cars, you don't need to look any further. Paperback, 192 pages, 8-1/2" x 11".

L1547 42.99 ea



Charger Muscle Portfolio 1966-74

Complete with road tests, comparison tests and hundreds of articles on Dodge Chargers from 1966 to 1974! S A little later than the Mustang Dodge announced the Charger in the middle of the 1966 season with the top model having a 425HP 426 Street Hemi motor. Chargers showed well at the NASCAR super speedways and had a good performance on the street. The first generation, which featured the 440 Magnum engine, was replaced in 1968. Minor cosmetic changes kept the car fresh until reorganization in 1971 brought in a 115" wheelbase to minimize weight gain as emissions controls took their toll on power output. By 1974 the Hemi ceased to be an option when all engines were tuned for low-lead gasoline but the Charger remained until 1974 when the name was transferred to a personal luxury line. Models covered include: 426 Hemi, 440, 500, 440 Six-Pack, 440 R/T, Charger SE. Softbound, 8" x 10-3/4", 140 pages.

L1007 29.99 ea



Plymouth Fury 1956-1976 Limited Edition Extra

Road and comparison tests, specs, model introductions, performance data and owners reports for the Fury I, II, III, Sport, VIP, Grand Coupe, and sedan with convertible, and wagon variations. Softbound, 8" x 10-3/4", 136 pages.


L1008 29.99 ea



New Hemi Performance On The Dyno

Although the New Hemi produces excellent performance in stock form, it's just the starting point. Veteran author and dyno-testing expert Richard Holdener does the research, gathered the data, and provided a detailed analysis of the results. Within the pages of this book, heads and camshafts, headers and exhaust, intakes, throttle bodies, manifolds, electronic engine controls, forced air induction, and nitrous oxide are all tested. Using this comprehensive information and the dyno results, you can select the best performance parts for your engine and application. Paperback, 8-1/2" x 11", 144 pages with 287 color photos and charts.

L1305 29.99 ea



Chrysler

361-383-400-413-416-440

From the pages of Hot Rod magazine come bolt-ons, tuning tips and power secrets for the fabulous muscle engines of the 60's and 70's. Over 20 reprinted articles, each filled with great tips to hype your horsepower for street or strip. See what the muscle craze was all about, as only Hot Rod magazine can tell it. Softbound, 8" x 10-3/4", 100 pages.

L1051 19.99 ea



Mopar Six-Pack Engine Handbook

How to rebuild and modify the 340 and 440 six barrel or convert your LA small block (318-360ci). Mopar big block (383-440ci) or Magnum (5.2L-5.9L) to 6 barrel induction. A step-by-step guide to rebuilding, restoring and modifying the famous Mopar "Six-Pack" engines that appeared in all of Chrysler's muscle cars from 1969 through 1971, as well as the late model small blocks and crate performance motors currently offered by Chrysler. Sftbd, 8-1/4" x 5-1/4", 256 pgs.


L1033 29.99 ea



Chrysler Hemi

From the pages of Hot Rod magazine come bolt-ons, tuning tips and power secrets for the fabulous muscle engines of the 60's and 70's. Over 20 reprinted articles, each filled with great tips to hype your horsepower for street or strip. See what the muscle craze was all about, as only Hot Rod magazine can tell it. Softbound, 8" x 10-3/4", 100 pages.

L1049 23.99 ea



How to Rebuild Big-Block Mopar Engines

This fully illustrated handbook provides detailed instructions for rebuilding and reconditioning big block engines to factory stock specifications. Includes inspection, disassembly, reconditioning, and reassembly, as well as a complete parts i.d. and interchange section. Softbound, 8-1/2" x 11", 176 pages.

L1027 29.99 ea



Big-Block Mopar Performance

Your guide to extracting maximum horsepower and torque from the low deck "B" and high deck "RB" series Mopar engines for street and drag racing use. Includes coverage of crankshafts, rods and pistons, cylinder heads, camshafts, induction, and exhaust systems, oil systems, engine assembly, race car setups and more. Get on the fast track to victory lane! Softbound, 8-1/2" x 11", 160 pages.

L1028 29.99 ea

Automotive literature



How to Build

Big Inch Mopar Small Blocks

This book shows you how to get that big cube power, and then it shows you how to optimize the small block's other systems - induction, heads, valvetrain, ignition, exhaust, and more - to make the most of the extra cubic inches. Author Jim Szilagyi is a Performance Specialist for Dodge Motorsports and Mopar Performance Parts. In this book he covers building big inchers from Mopar 318/340/360ci LA or Magnum 5.2/5.9 liter engines, using both factory and aftermarket parts. Black and white photos. Softbound, 8-1/2" x 11", 144 pages.

L1060 35.99 ea



How to Hot Rod

Small-Block Mopar Engines

How to Hot Rod Small-Block Mopar Engines is a completely revised edition of Larry Shepard's best-selling classic. It includes updated parts information and techniques for blocks, cranks, pistons and rods, camshaft, and valvetrain, plus step-by-step engine assembly, engine installation and break-in tips. Mopar A engines 1964-92. Softbound, 8-1/2" x 11", 240 pages.

L1030 29.99 ea

Mopar Small-Block Engines

The Chrysler LA series and Magnum small blocks are powerful, efficient, and quick revving engines that have dutifully powered millions of Chrysler/Dodge/Plymouth cars including the Charger, Barracuda, Challenger, Dart, and others. Author Larry Shepard identifies the best parts and clearly guides you through the specific techniques to extract maximum performance for LA and Magnum engines. Paperback, 144 pages, 8-1/2" x 11".

L1553 34.99 ea

High-Perform Ignition Systems

This book leads you through the various components, systems and sub-systems, explaining the theory behind the operation and how the parts work with each other to achieve the ultimate goal of efficient combustion. Coils, wires, spark plugs, distributors, magnets, inductive systems, CD ignitions, multiple spark systems, computer ignition controls, and rev limiters are all covered. 8-1/2" x 11", 128 pages, 250 b/w photos.

L851 34.99 ea



Holley Carburetor Handbook

This handbook covers the fuel inlet system, idle system, main metering system, power system, accelerator pump system, secondary system, choke system, metering blocks, repair and adjustment, and more! Softbound, 6" x 9", 80 pages.


L559 19.99 ea



David Vizard's How to Super Tune and Modify Holley Carburetors

Author Vizard explains the science, the function, and the tuning expertise required to get your Holley carburetor to perform its best for your performance application. This book guides you through the traditional 4150 Double Pump, Dominator, and 4160 vacuum secondary models, as well as all the recent releases from Holley, including the Ultra Street Avenger and Ultra HP Series Carbs. Paperback, 144 pages, 8-1/2" x 11".

L9658 29.99 ea



Carter/Edelbrock Carburetors

Contains photos, illustrations, and diagrams, covering rebuilding, tuning and modification. Carter and Edelbrock carburetors. Also features history on the Carter company as well as the development of the AFB and the AVS since the purchase by Edelbrock. Softbound, 136 pgs, 8-1/2" x 11".


L433 34.99 ea



Holley Carburetors, Manifolds & Fuel Injection

This manual covers high performance and stock replacement 1, 2, and 4 barrel Holley carburetors and Holly manifolds for the street or strip. Also includes sections on the operation and installation of Holley's Pro-Jection fuel injection systems and a special section on Z-28's. Softbound, 8-1/2" x 11", 192 pages.

L40 29.99 ea



How to Build and Modify Quadrajet Carburetors

The book is a complete guide to selecting, rebuilding, and modifying the Q-Jet, aimed at both muscle car restorers and racers. It includes a guide to selecting and finding the right carb, instructions on how to rebuild the carb and extensive descriptions of high-performance modifications.

128 pages.


L202 29.99 ea



Rochester Carburetor Manual

This manual includes detailed information on carburetor identification, basic trouble shooting, diagnostic checks for computer controlled carburetors, on-vehicle tuning and adjustments, step-by-step repair and overhaul, performance and economy modifications, professional tips and tricks along with over 340 photos, 200 pages.

L561 29.99 ea



Rebuild & PowerTune Carter/Edelbrock Carburetors

A step-by-step guide to rebuilding, modifying and tuning the Carter/Edelbrock carburetors. Carter history and model overview, an overview of carb parts and how they work, carb selection, rebuilding carbs, installation and hardware, performance and adjustments, general tuning and troubleshooting, emission, fuel economy and fuel supply, racing and special applications. Sribound, 8-1/4" x 5-1/4", 176 pages.

L1034 29.99 ea



How to Tune and Win with Demon Carburetors

How to Tune and Win with Demon Carburetion provides a detailed look at carburetor and engine theory in an easy to understand manner, and is a guide for choosing the correct carburetor for the application. Tuning tips for racing, and street/strip use are included and each of the four Demon models are analyzed in detail along with the basics of combustion, air flow, emissions, fuel systems, and gasoline. In addition to the learning experience, each chapter includes side bars and review questions. Softbound, 8-1/2" x 11", 128 pages.

L164 33.99 ea



How to Build Horsepower Carburetors & Intake Manifolds

Small modifications and upgrades can result in large performance gains! Acclaimed technical writer David Vizard provides you with the latest technical updates in regards to Carter, Holly, Predator, Weber, Dellorto and Mikuni carburetors plus carburetor methods, analysis of recent designs, mixture ratios and intake combinations. Paperback, 8-1/2" x 11", 128 pages.

L353 33.99 ea


Designing And Tuning High-Perf Fuel Injection Systems

This book goes in-depth on the combustion basics of fuel injection as well as benefits and limitations of standalone. Includes glossary and a special resources guide with standalone manufacturers and test equipment manufacturers. Softbound, 128 pgs, 8-1/2" x 11".

L1062 29.99 ea




Automotive Literature



Torqueflite A-72 Transmission Handbook

Provides step-by-step instructions for how to modify Chrysler's 904 Torqueflite automatic transmission for drag racing, road racing and circle racing. Topics include theory of operation, trans brakes/valve bodies, adapters, disassembly, modifications, assembly adjustments, installation, high horsepower application and torque converters. This book details the development, operation, repair and modification of the A-72 Aluminum Torqueflite. From a stock rebuild to an all-out racing unit, this book covers it all. Softbound, 8-1/2" x 11", 240 pages. L1029 29.99 ea



Muncie 4-Speed Transmissions How to Rebuild and Modify

This is an indispensable reference to Muncie 4-speeds that guides you through each crucial stage of the rebuild process. Comprehensive i.d. information is provided, so you can positively identify the cases, shafts, and related parts. It discusses available models, parts options, and gearbox cases. Most important, it shows how to completely disassemble the gearbox, identify wear and damage, select the best parts, and complete the rebuild. Various high-performance and racing setups are also shown, including essential modifications, gun drilling the shafts, cutting down the gears to remove weight, and achieving race-specific clearances. Paperback, 8-1/2" x 11", 144 pages. L1291 29.99 ea



How to Rebuild/Modify High-Perf Manual Transmissions

This revised edition of How to Rebuild and Modify High-Performance Manual Transmissions breaks down the disassembly, inspection, modification, upgrade and rebuilding process into detailed yet easy-to-follow steps consistent with SA Design's other Workbench series books. The latest techniques and insider tips are revealed, so an enthusiast can quickly perform a tear-down, identify worn parts, select the best components and successfully assemble a high-performance transmission. Softbound, 8-1/2" x 11", 144 pages. L964 29.99 ea

New!



How to Paint Muscle/Show Cars

Veteran author Tony Thacker teams up with L.A.-based award-winning painter extraordinaire Mick Jenkins to bring you this complete guide to show quality painting. Included is all the information on how to create a show quality finish, including chapters on making a plan, the tools needed for the job, complete disassembly information, repair versus replacement decisions, metal prep, the latest and best paint products, application, custom finishes, and more. Paperback, 144 pages, 8-1/2" x 11". L1334 32.99 ea

Paint Your Car On A Budget

This book unveils dozens of secrets that will help anyone paint their own car. This book covers everything you need to know to get a great looking coat of paint on your car and save lots of money in the process. 128 pages, 8-1/2" x 11", 400 color photos. L917 29.99 ea

Pro Paint & Body

Revised and updated edition of one of the bestselling paint handbooks in the industry. It includes current information on HVLP paint guns and equipment and waterborne paint technology. Has sections on hammer and dolly, paintless dent removal, patching panels, spray guns and compressors, paint prep, shooting paint, plastic bumper repair, and custom paint tips and tricks. Paperback, 160 pages, 8-1/2" x 10-7/8". L1573 29.99 ea

How to Paint Your Car

This book reveals the techniques and technology behind automotive painting through 250 color photos, detailed captions and text. You'll get the most up-to-date information about paint chemistry, the tools of the trade and safety gear that every automotive painter must know. 160 pages, softbound. L3159 29.99 ea

Weld Like a Pro

Welding is an art and skill that's essential for automotive fabrication, repair, and vehicle upgrades. It is also an important skill for countless household projects and industries. Not only will you learn these basic skills, but you'll also learn advanced welding techniques as well as with the use of aluminum, titanium, magnesium, stainless steel, and other specialty materials. Paperback, 144 pages, 8-1/2" x 11". L1570 29.99 ea

Automotive Bodywork and Rust Repair

Whether you want to tackle a full restoration project, or just want to save money by doing minor repairs yourself, Automotive Bodywork and Rust Repair is the book to get you through it. Softbound, 8-1/2" x 11", 160 pages. L1086 29.99 ea



Media Blasting & Metal Preparation: A Complete Guide

When it comes to bodywork and painting, one aspect that's overlooked is proper metal preparation. However, there's more to a great paint job than sanding and shooting. Without proper metal preparation, the paint finish can end up full of imperfections; bubbles from underneath, or simply won't last, no matter how expensive the materials were. In Media Blasting & Metal Preparation: A Complete Guide, restoration expert and veteran author Matt Joseph gives you all the tools you need to expertly prepare your vehicle for the next stages of restoration. Short cutting the process will only cost you precious time. This book provides all you need to know for a successful and long-lasting restoration. Paperback, 144 pages, 8-1/2" x 11". L1575 29.99 ea



Professional Sheet Metal Fabrication

Professional Sheet Metal Fabrication is the number one resource for sheet metal workers old and new. Dent repair and automotive patch panel fabrication are covered in detail. This is truly the most detailed enthusiast focused sheet metal how-to book on the market. Paperback, 304 pages, 8-1/4" x 10-5/8". L44927 39.99 ea

Sheet Metal Handbook

Detailed information on how to form and shape metal for competition, custom or restoration use. Chapters include hammer forming tools, terms and equipment, riveting techniques, layout, design and pattern making. Softbound, 192 pages, 8-1/2" x 11". L243 29.99 ea

Automotive literature



Muscle Car Interior Restoration Guide

Muscle Car Interior Restoration provides expert insight into the tools, materials, techniques, and procedures for professionally completing a muscle car restoration. It covers instrument panel and dashboard restoration, electrical system restoration, firewall pad, steering wheel, steering column, and pedal restoration. Softbound, 8-1/2" x 11", 160 pages.

L1087 38.99 ea

Auto Upholstery & Interiors

A guide to performing basic upholstery and interior repairs on all kinds of automobiles written expressly for the home enthusiast.

Includes helpful guides on how-to-replace headliners, lay carpet, repair dashboards, reupholster seat frames and carpets. Materials are described with specific recommendations for vinyl, cloth, leather, Nubus, panel board, etc. 230 pages, 8-1/2" x 11", 550 b/w photos.

L1265 29.99 ea

Automotive Upholstery

Author teaches you how to sew like an expert, and avoid costly mistakes. Learn to recover and build seats, make headliners and carpets. Materials are described with specific recommendations

for vinyl, cloth, leather, Nubus, panel board, etc. 230 pages, 8-1/2" x 11", 550 b/w photos.

L378 22.99 ea

Automotive Upholstery & Interior Restoration

After disassembling and gutting your car, it's easy to feel that you're in way over your head when it comes to the upholstery. Every photo in this book provides a hands-on approach that shows you how to repair and restore a car's interior to concours, show quality specifications. Paperback, 8-1/2" x 11", 192 pages.


L1288 23.99 ea



Automotive Wiring & Electrical

Countless collector car owners are skilled at performing mechanical work, but for many of them, electrical work seems like a mystery, too complicated and too confusing. However, electrical upgrades are absolutely essential for a high-performance classic car or a modified car to perform at its best. In this revised edition brilliant color photos and explanatory step-by-step captions detail the installation of the most popular, functional, and beneficial upgrades for enthusiasts of varying skill levels. Just a few of the projects included are: maximizing performance of electric fans; installing electronic gauges; upgrading charging systems; and installing a complete aftermarket wiring harness, which is no small task. Each facet is covered in amazing detail. Paperback, 8-1/2" x 11", 144 pages with 94 color photos.

L1323 29.99 ea



Automotive Electrical Manual

The manual features comprehensive information which covers basic electrical fundamentals, trouble shooting and repair for both foreign and domestic vehicles. Includes engine starting and charging systems, lights, gauges and more! Softbound, 242 pages.

L575 29.99 ea



Automotive Wiring & Electrical

The basics of electrical principles, including voltage, amperage, resistance and Ohm's law, are revealed in clear and understandable detail, so the enthusiast understands what these mean in the construction and repair of automotive electrical circuits. 8-1/2" x 11", 144 pages, 350 photos.

L1019 29.99 ea

Auto Electrical Handbook

Learn about basic electrical theory, how various electrical works and drawing circuit diagrams. Includes tips on electrical test equipment and troubleshooting electrical circuits. 350 photos, drawings and diagrams. Softbound, 157 pages.

L187 29.99 ea



How To Diagnose and Repair

Automotive Electrical Systems

Details the various tools, such as multi-meters and test lights, that can be used to evaluate and troubleshoot any vehicle's electrical system. Several hands-on projects take readers on a guided tour of their vehicle's electrical system and demonstrate how to fix specific problems. Paperback, 160 pages, 8-5/16" x 10-5/8".

L2090 27.99 ea



Custom Auto Wiring & Electrical

This indispensable guide to high performance and OEM automotive electrical systems covers electrical theory, wiring techniques and equipment, custom wiring harnesses for racing, hot rods and restorations, premade wiring harnesses, special electrical systems (navigational, audio, video), troubleshooting common electrical problems, dashboards and instrument and trailer wiring. Softbound, 8-1/4" x 5-1/4", 192 pages.


L1056 29.99 ea



How To Make Your Muscle Car Handle

This book defines, explores, and reviews the complete suspension system, and teaches you how to best choose your upgrades for maximum effect. Softbound, 8-1/2" x 11", 144 pages, 328 color photos.

L2724 35.99 ea



Dana & Chrysler Differentials

In this Workbench series title, the focus is on the disassembly, inspection and step-by-step rebuild of the most popular high-performance differentials. Features extensive gear and application charts, so the reader is sure to select the correct gear ratio for a particular vehicle and application. Special coverage is therefore dedicated to ring and pinion gears. In addition, selecting the best aftermarket and production axle shafts is covered as well as modifying and upgrading the differential housings. Paperback, 8-1/2" x 11", 176 pages with 464 color/illustration photos.

L1319 41.99 ea

High-Perf Differentials, Axles & Drivelines

Everything you need to know about selecting the most desirable gear ratio, rebuilding differentials and other driveline components to engine power output. Learn how to setup a limited-slip differential, install high-performance axle shafts, swap out differential gears and select the best available products for the driveline. Explains rear differential basics, rear differential housings, rebuilding open rear differentials, limited slip differentials and factory differentials. Softbound, 8-1/2" x 11", 144 pages.

L1063 29.99 ea



Muscle Cars

Muscle Cars explores this era and the current models with a broad survey of classic muscle and today's new machines. Each chapter is organized around a theme (milestones, factory racers, etc.), each model getting a multi-page spread of full color photography, performance stats, trivia, and more. Photos and stories from the people who built and raced these amazing machines make the book a must read for any fan of American muscle. Paperback, 240 pages, 6-1/2" x 8-1/4".

L38377 24.99 ea

