

Automotive Manuals



L65207



L66208



L67109



L68110

1964-68 Reprinted Ford Shop Manual



Used by Ford mechanics and professional technicians, each detailed shop manual gives you complete information for the proper servicing of most Ford, Lincoln, and Mercury passenger cars for a particular model year. You can't find a more complete, helpful and accurate shop manual for your vintage Ford!

L65207	1965	Mustang, Falcon, Fairlane, Comet.....	44.99 ea
L66208	1966	Mustang, Falcon, Fairlane, Comet.....	39.99 ea
L67109	1967	Mustang, Cougar, Falcon, Fairlane.....	49.99 ea
L68110	1968	Mustang, Cougar, Falcon, Fairlane, Montego....	44.99 ea



1969 Ford, Lincoln, Mercury Shop Manual Set



An authentically reprinted Ford factory shop manual set including all five volumes. Used by Ford mechanics and professional technicians, this detailed shop manual gives you complete information for the proper servicing of most 1969 Ford, Lincoln and Mercury passenger cars. You can't find a more complete, helpful, and accurate shop manual for your vintage Ford, Lincoln, or Mercury! Besides detailed step-by-step instructions for removal, rebuilding, and re-installation, this manual offers an in-depth description of how each mechanism or system operates. A must-have for anyone repairing, restoring or maintaining their classic car! Chapters for every area of a car include: brakes, suspension, transmission, electrical, soft trim, exhaust, engine, exterior trim, fuel system, steering, and more. Maintenance schedules, operations, and lubrication charts help you keep your vehicle in ideal running condition. Officially licensed by Ford. This particular manual is a 5 volume set that includes Volume One: Chassis, Volume Two: Engine, Volume Three: Electrical, Volume Four: Body, and Volume Five: Pre-Delivery, Maintenance, and Lubrication. The 5 volume set covers these 1969 models: Ford Full Size Passenger Car, Falcon, Fairlane, Mustang, Thunderbird, Mercury Full Size Passenger Car, Montego, Cougar, Meteor, and Lincoln Continental.

L69111	1969	5 book set.....	64.99 set
--------	------	-----------------	-----------



FD6098



FD6106



FD6111



FD6117

1964-73 Owner's Manual



Excellent reproduction owners manual with a full color cover and internal pages. Features the correct font, color, and text with a thick card stock cover.

FD6098	1964	12.99 ea
FD6099	1965	12.99 ea
FD6101	1966	High-perf. engine.....	12.99 ea
FD6103	1966	12.99 ea
FD6104	1967	12.99 ea
FD6106	1968	12.99 ea
FD6108	1969	12.99 ea
FD6110	1969	Boss 429.....	12.99 ea
FD6111	1970	12.99 ea
FD6113	1970	Boss 429.....	12.99 ea
FD6114	1971	12.99 ea
FD6115	1971	Boss 351.....	9.99 ea
FD6116	1972	12.99 ea
FD6117	1973	12.99 ea

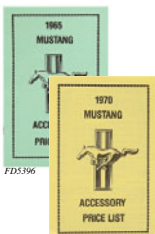


1984-86 SV0

Shock Adjustment Manual



Excellent reproduction owners manual with a full color cover and internal pages. Features the correct font, color, and text with a thick card stock cover. FD6118 1984-86 SV0... 9.99 ea



FD5396

FD5404

1965-73 New Car Accessory Price List



Reproduction new car accessory price list for 1965-73 Mustang models. Features the correct font, text, and color with specific model year information.

FD5396	1965	6.99 ea
FD5397	1966	6.99 ea
FD5398	1967	6.99 ea
FD5399	1967	Shelby ..	6.99 ea
FD5400	1968	6.99 ea
FD5401	1968	Shelby ..	6.99 ea
FD5402	1969	6.99 ea
FD5403	1969-70	Shelby ..	6.99 ea
FD5404	1970	6.99 ea
FD5405	1971	6.99 ea
FD5406	1972	6.99 ea
FD5407	1973	6.99 ea

1964-66 Mustang Owner's Manual Envelope



Reproduction new car owner's manual envelope for 1964-66 Mustang models. Features the correct font, text, and color with a list of items not covered by warranty.

FD5558	1964-66	6.99 ea
--------	---------	-------	---------

Automotive Manuals



1966 Ford High-Performance Owner's Manual

Specifications and performance adjustments for the high-performance 289, 427, and 428 engines.
FD6103 1966..... 12.99 ea



L26-6

FD6044



FD6107

FD6109

1965-70 Shelby Owner's Manual

An authentic reproduction of the Shelby specific owner's manuals provided by Ford for every Shelby Mustang. Covers basic operation and maintenance topics, just like the regular Mustang owner's manuals. Features correct paper, colors, and artwork.

L26-5	1965	6.99 ea
L26-6	1966	6.99 ea
FD6105	1967	12.99 ea
FD6044	1967	7.99 ea
FD6107	1968	12.99 ea
FD6109	1969	12.99 ea
FD6112	1970	12.99 ea



Mustang Owners Manual Wallet

Mustang Owner's Manual Wallet for all 1965-73 Mustangs. The durable black vinyl features the classic tri-bar running horse logo in red, white, and blue colors. Next to the logo is the word "MUSTANG" in white. Below that is America's Favorite Fun Car, in white lettering. Inside you will find 3 clear vinyl pockets that provide organization and space for all your Mustang's important documents and paperwork.
LMW1 1965-73..... 5.99 ea



USB10002



USB10004



USB10007



USB10010

New!

1965-73 Shop Manuals on USB

These shop manuals provide the service technician with complete information for proper servicing. A must for any restoration. For Mustang, Falcon, Comet, and Fairlane models. Features every section of the vehicle, including brakes, transmission, electrical, soft trim, exhaust, to name a few. Maintenance schedules, operations, and lubrication charts help you keep your vehicle in ideal running condition. PC compatible requires: Windows 7, Vista or XP; 128 MB of RAM, USB drive, and Adobe Reader 9 or newer.

USB10002	1965	1965 Mustang, Comet, Falcon, 1964 Fairlane.....	21.99 ea
USB10003	1966	Mustang, Fairlane, Falcon, Comet.....	21.99 ea
USB10004	1967	Mustang, Fairlane, Falcon, Comet, Cougar.....	21.99 ea
USB10005	1968	Mustang, Fairlane, Falcon, Monteig, Cougar.....	21.99 ea
USB10006	1969	various Ford, Lincoln, Mercury models.....	21.99 ea
USB10007	1970	various Ford, Lincoln, Mercury models.....	21.99 ea
USB10008	1971	various Ford, Lincoln, Mercury models.....	21.99 ea
USB10009	1972	various Ford, Lincoln, Mercury models.....	21.99 ea
USB10010	1973	various Ford, Lincoln, Mercury models.....	21.99 ea



L252-CM



L254-CM



L260-CM

1964-70 Mustang Sales Brochure

You'll love examining these striking reprints of Ford Sales brochures for 1964 thru 1970 Mustang models, including 1966-69 Shelbys. Describes standard features, optional equipment, specifications, and other interesting information. Each brochure features full color illustrations and photographs, many of which haven't been commonly seen since first being published. A truly interesting look back into the Mustang's early years.

L250-CM	1964-65	Mustang	10-1/4" x 11-1/4", 14 pages.....	11.99 ea
L252-CM	1965	Mustang	9" x 11", 16 page.....	11.99 ea
L253-CM	1966	Mustang	9" x 11", 12 page.....	11.99 ea
L259-CM	1966	Shelby	6" x 8", 6 page tri-fold.....	11.99 ea
L254-CM	1967	Mustang	9" x 11", 16 page.....	11.99 ea
L260-CM	1967	Shelby	6" x 8", 6 page tri-fold.....	11.99 ea
L255-CM	1968	Mustang	9" x 11", 16 page.....	11.99 ea
L258-CM	1968	GT/CS Mustang	8-1/2" x 11", folds out to 17" x 22" double sided sheet.....	11.99 ea
L261-CM	1968	Shelby	6" x 8", 6 page tri-fold.....	11.99 ea
L256-CM	1969	Mustang	8-1/2" x 11", 16 page.....	11.99 ea
L262	1969	Shelby	8-1/2" x 11", 6 page tri-fold.....	11.99 ea
L257-CM	1970	Mustang	8-1/2" x 11", 16 page.....	11.99 ea

Automotive Manuals



FD6058



FD6083



FD6089

1968-69 Shelby Advertisement



Reproduction advertisements for 1968-69 Shelby models. Features unique reprints of original factory illustrations, images, suggestions, part numbers, specific detail information, and more. Each with factory correct text, fonts, and colors. Available with several different slugs.

Note: *Indicates the advertisement is printed in a smaller scale.

FD6051*	1968	GT350/500 "Cobra GT".....	7.99 ea
FD6052*	1968	GT350/500 "Zing Into Spring".....	7.99 ea
FD6053*	1968	GT350/500 "Price Right, Road Performer".....	7.99 ea
FD6054*	1968	GT350/500 "Here Now And How".....	7.99 ea
FD6055*	1968	GT350/500 "Deal On A Real GT".....	7.99 ea
FD6056*	1968	GT350/500 "New GT Convertible".....	7.99 ea
FD6057	1968	GT350/500 Yellow Pages.....	8.99 ea
FD6058	1968	GT350/500 "Carroll Shelby Says".....	7.99 ea
FD6059	1968	GT350/500 "Make Up Your Own Ad".....	8.99 ea
FD6060*	1968	GT500KR fastback/convertible.....	7.99 ea
FD6061*	1968	GT500KR convertible/fastback.....	7.99 ea
FD6062	1968	GT500KR convertible/fastback.....	8.99 ea
FD6063	1968	GT500KR fastback.....	8.99 ea
FD6064	1968	GT500KR fastback/convertible.....	8.99 ea
FD6072	1968	Shelby Pilsner glass.....	7.99 ea
FD6079	1969	Shelby fastback rear view 1 color.....	7.99 ea
FD6080	1969	GT350/500 convertible side view 2 color.....	7.99 ea
FD6081	1969	GT350/500 convertible side view 1 color.....	7.99 ea
FD6082*	1969	GT350 convertible side view 1 color.....	7.99 ea
FD6083	1969	fastback "Its Here Today" 1 color.....	7.99 ea
FD6084	1969	convertible "Make Up Your Own Ad".....	7.99 ea
FD6085*	1969	fast/convert "Make Up Your Own Ad".....	7.99 ea
FD6086*	1969	"Its Here Today" 2 color.....	8.99 ea
FD6087*	1969	GT500 fastback "More Luxury".....	7.99 ea
FD6088	1969	fastback "Its Here Today" 1 color.....	7.99 ea
FD6089*	1969	GT500 fastback "More Luxury" 2 color.....	8.99 ea
FD6090	1969	fastback rear view "Make Your Own".....	7.99 ea



FD6012



FD5992



FD6035

1964-73 Dealer, Shop, and Modification Manuals



Reproduction assembly manuals for 1964-73 Mustang models. Manuals feature reprints of original factory illustrations, diagrams, part numbers, and specific detail information. Available for various applications.

FD6016	1964-67	Cobra Roadster Parts Catalog.....	12.99 ea
FD6012	1964-67	Shop Manual Supplement.....	8.99 ea
FD6015	1964-66	Shelby Supercharger Installation Manual.....	9.99 ea
FD6019	1965-66	Shelby Accessory Installation Manual.....	8.99 ea
FD6033	1965-73	Off-Highway Parts And Modification Manual.....	15.99 ea
FD6034	1965-73	Off-Highway Newsletter Subscription Manual.....	12.99 ea
FD6036	1969-70	Boss 302 Engine Modification Manual.....	10.99 ea
FD6037	1969-70	Boss 302 Chassis Modification Manual.....	10.99 ea
FD5987	1969	Shelby Dealer Introduction Program Manual.....	13.99 ea
FD5992	1969-71	Bosses 302/351/429 Sales Manual.....	12.99 ea
FD5990	1970	Ford High Performance Data Manual.....	12.99 ea
FD6035	Automotive	390/406/428 High-Performance Parts Manual.....	16.99 ea



FD6042



FD6045



FD6076

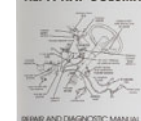
1964-70 Sales Folders, Letters, Envelopes & Sheets Literature



Reproduction literature for 1964-70 Mustang models. Features unique reprints of original factory illustrations, images, suggestions, part numbers, specific detail information, and more. Each with factory correct text, fonts, and colors. Available in folders, letters, envelopes, and sheets.

FD6039	1964	Dealer Mail Out Invitation Envelope.....	6.99 ea
FD6038	1964	Dealer Mail Out Invitation Folder.....	7.99 ea
FD6040	1965	Shelby 1 Side Specification Sheet.....	14.99 ea
FD6041	1966	Shelby 1 Side Specification Sheet.....	13.99 ea
FD6042	1966	Shelby 2 Side Specification Sheet.....	14.99 ea
FD6092	1966	Cobra 2 Side Specification Sheet.....	13.99 ea
FD6045	1967	"Facts About The Shelly American" Folder.....	7.99 ea
FD6046	1967	GT350/500 Salesman Feature Folder.....	7.99 ea
FD6050	1968	Shelby American Dealer Promo Handbook.....	17.99 ea
FD6065	1968	GT500KR Sales Contest/Profit Planner Guide.....	6.99 ea
FD6067	1968	GT350/500 Dealer Mail Out Invitation.....	10.99 ea
FD6070	1968	Shelby Authorized Dealer List.....	7.99 ea
FD6071	1968	Shelby Marketing Office Letter.....	7.99 ea
FD6049	1968	Shelby Sales Folder Mailer Envelope.....	7.99 ea
FD6068	1968	GT350/500/KR Dealer Mail Out Invitation.....	10.99 ea
FD6069	1968	Shelby Dealer Mail Out Invitation Envelope.....	6.99 ea
FD6047	1968	GT350/500 Sales Specification Sheet.....	8.99 ea
FD6048	1968	GT500KR Sales Specification Sheet.....	8.99 ea
FD6066	1968	How To Be A Cobra Sales Professional Folder.....	9.99 ea
FD5986	1968	GT350/500 Salesman Data Folder.....	9.99 ea
FD6073	1969	Boss 302 Color Sales Folder.....	15.99 ea
FD6074	1969	Boss 429 Sales Folder.....	13.99 ea
FD6075	1969	April Issue "Performance Corner" Folder.....	8.99 ea
FD6076	1969	Shelby "Ghotam Ford" Sales Specific Sheet.....	9.99 ea
FD6077	1969	"Carroll Shelby" Marketing Office Letter.....	7.99 ea
FD6078	1969	Shelby American Franchised Dealer List.....	7.99 ea
FD6091	1970	Boss 429 Sales Folder.....	13.99 ea
FD6097	1969-70	Boss In-Line Carburetor Repair/Parts Folder.....	8.99 ea
FD6093	1963-65	Cobra Buy It, Or Watch It Go By Sales Folder.....	10.99 ea
FD6094	1966	Cobra Delivery Rate Schedule Sheet.....	7.99 ea
FD6095	1963-66	Cobra Competition Equipment Sales Sheet.....	7.99 ea
FD6096	1964-69	Ford GT-40 Sales Facts Folder.....	13.99 ea
FD5368	all	Cars & Concepts Inc - ok for shipping label.....	7.99 ea

'67-'69 MUSTANG TILT-A-WAY COLUMN



1967-69 Ford Tilt-A-Way Column Manual

Reproduction steering column repair manual for 1967-69 Ford models with tilt away option. Features illustrations and detailed descriptions of parts. Great manual to have when repairing or replacing the tilt away steering column.

FD6022	1967-69.....	9.99 ea
--------	--------------	---------

1964-'73 MUSTANG & SHELBY



1964-73 Vehicle I.D. Decoder

This pocket size manual will help you decode Vehicle Identification Number (VIN), including body serial and styles, exterior paint, interior trim, engine, transmission, date of production, assembly plant, model year, and district codes (DSO).

FD6011	1964-73.....	8.99 ea
--------	--------------	---------

Automotive Manuals

1967-73 Vacuum Schematic Manual

Reproduction of the vacuum schematic manuals for your 1967-73 Mustang models. This well written manual features detail information about the whole vacuum operated system. This very helpful book is a great source of knowledge to learn how the vacuum system works on your 1967-73 Mustang model.




FD6015

FD6020	1967	includes Shelby	8.99 ea
FD6023	1968	includes Shelby	8.99 ea
FD6025	1969		8.99 ea
FD6025	1969-70	Shelby	8.99 ea
FD6028	1970		8.99 ea
FD6029	1971		8.99 ea
FD6030	1972		8.99 ea
FD6031	1973		8.99 ea

1966-70 Shelby Unique Parts Manual

Reproduction unique parts catalogs for 1966-70 Shelby models. This catalog will help you find the correct parts that are unique to Shelby models.



FD6018

FD6018	1966	includes Hertz	9.99 ea
FD6024	1968		9.99 ea
FD6027	1969-70		8.99 ea

1964-66 Convertible Top Repair Manual

Reproduction convertible top repair manual for 1964-66 Ford models. Features full size pages filled with tons of information to help you adjust, repair, or replace your convertible top.



FD6014

FD6014	1964-66		9.99 ea
--------	---------	--	---------

1965-67 Standard/Utility Parts Catalog

Reproduction standard and utility parts catalogs for 1965-67 Ford models. Features pages of illustrations and information to help you locate the correct parts.



FD6160

FD6159	1965		16.99 ea
FD6160	1966		16.99 ea
FD6161	1967		16.99 ea

1964-63 Exploded View Illustration Manual

Reproduction softbound of the exploded view illustration manuals for all 1964-93 Mustang models. This very helpful book covers the whole car from front to back and with pages full of detailed illustrations to help you take your Mustang apart or reassemble your Mustang.



FD6013

FD6013	1964-65		12.99 ea
FD6017	1966		12.99 ea
FD6021	1967-68		12.99 ea
FD6026	1969-70		12.99 ea
FD6032	1979-93		34.99 ea

1962-76 Ford Component Build Date Manual

Reproduction component build date identification manual for 1962-76 Ford products. Features pages of illustrations to help you locate and identify the build dates of your parts.



FD6010	1964-76		8.99 ea
--------	---------	--	---------

1964-73 Body Assembly Manual

Reproduction body assembly manuals for 1964-73 Mustang models. Features reprints of original factory illustrations and diagrams of front end, hood, glass moldings, door mechanisms, weatherstripping, bumpers, locks, handles, exterior trim, and much more.



FD6124

FD6119	1964	body	16.99 ea
FD6124	1965	body	16.99 ea
FD6127	1966	body	16.99 ea
FD6130	1967	body	16.99 ea
FD6135	1968	body	16.99 ea
FD6140	1969	body	16.99 ea
FD6143	1970	body	16.99 ea
FD6148	1971-72	body	16.99 ea
FD6152	1973	body	16.99 ea

1964-69 Ford Production Engine Assembly

Reproduction engine equipment assembly manuals for 1964-69 Ford products. Features reprints of original factory illustrations and diagrams for fuel accessories, emission system, air cleaner, radiator, AC compressor, belt pulleys, generator/alternator, exhaust system, and more.



FD6158

FD6154	1964	engine	16.99 ea
FD6155	1965	engine	16.99 ea
FD6156	1966	engine	16.99 ea
FD6157	1967	engine	16.99 ea
FD6158	1969	engine	16.99 ea

1964-70 Interior Assembly Manual

Reproduction interior assembly manuals for 1964-70 Mustang models. Features reprints of original factory illustrations and diagrams of the seats, console, door panels, interior/trunk trim, sound deadening, seals, and much more.



FD6131

FD6120	1964	interior	16.99 ea
FD6125	1965	interior	16.99 ea
FD6128	1966	interior	16.99 ea
FD6131	1967	interior	16.99 ea
FD6136	1968	interior	16.99 ea
FD6144	1970	interior	16.99 ea

1964-72 Electrical Assembly Manual

Reproduction electrical assembly manuals for 1964-72 Mustang models. Features reprints of original factory illustrations and diagrams of the complete electrical system with factory part numbers. Including dash, heater/AC, radio, and more.



FD6121

FD6121	1964	electrical	16.99 ea
FD6126	1965	electrical	16.99 ea
FD6129	1966	electrical	16.99 ea
FD6132	1967	electrical	16.99 ea
FD6137	1968	electrical	16.99 ea
FD6141	1969	electrical	16.99 ea
FD6145	1970	electrical	16.99 ea
FD6150	1971-72	electrical	16.99 ea

1964-73 Chassis Assembly Manual

Reproduction chassis assembly manuals for 1964-73 Mustang models. Features reprints of original factory illustrations and diagrams of chassis components. Including front/rear suspension, brakes, wheels, exhaust/wheel system, steering column, instructions for wheel alignment, tie rod height procedure, gear combinations, chassis lubrication, and more.



FD6134

FD6122	1964-65		16.99 ea
FD6134	1967		16.99 ea
FD6139	1968		16.99 ea
FD6142	1969		16.99 ea
FD6147	1970		16.99 ea
FD6153	1973		16.99 ea

1964-72 Weld/Sealant Assembly Manual

Reproduction weld and sealant assembly manuals for 1964-72 Mustang models. Features reprints of original factory illustrations and diagrams of spot welds, weld primer, and a section on sealing.



FD6123

FD6123	1964-65	weld & sealant	24.99 ea
FD6133	1967	weld & sealant	24.99 ea
FD6138	1968	weld & sealant	24.99 ea
FD6146	1970	weld & sealant	24.99 ea
FD6151	1971-72	weld & sealant	24.99 ea

Automotive Manuals



1965 MUSTANG

ILLUSTRATED FACTS AND
SPECIFICATIONS MANUAL

FD5982



1967 MUSTANG

ILLUSTRATED FACTS AND
SPECIFICATIONS MANUAL

FD5984



1969 MUSTANG

ILLUSTRATED FACTS AND
SPECIFICATIONS MANUAL

FD5988

1964-79 Illustrated Facts and Features Manual



Reproduction illustrated facts and features manuals for 1964-79 Mustang models. Features information from Ford data manuals that covers paint, trim, interiors, power train availability and options, accessories, and safety features available for your vehicle.

FD5981	1964	8.99 ea
FD5982	1965	8.99 ea
FD5983	1966	8.99 ea
FD5984	1967	8.99 ea
FD5985	1968	8.99 ea
FD5988	1969	8.99 ea
FD5989	1970	8.99 ea
FD5991	1971	8.99 ea
FD5993	1972	8.99 ea
FD5994	1973	8.99 ea
FD5995	1976	9.99 ea
FD5996	1977	9.99 ea
FD5997	1978	9.99 ea
FD5998	1979	9.99 ea
FD5999	1979	Indy Pace car 9.99 ea

New!



USB10015

1965-73 Colored Mustang Wiring Diagrams on USB



This USB thumb drive contains a comprehensive collection of wiring diagrams, schematics, and electrical illustrations. All are from original Ford Motor Company publications that Ford technicians use to troubleshoot electrical problems. New colorized diagrams are easier to trace and follow the wires. Enlarge and zoom in to over 1000% to see details that you cannot easily see with printed manuals. Requires Adobe Reader to view. All pages and enlargements are printable for future reference. Includes 30-Minute Ford How-To video on How to Read Wiring.

USB10015	1965	16.99 ea
USB10016	1966	16.99 ea
USB10017	1967	16.99 ea
USB10018	1968	16.99 ea
USB10019	1969	16.99 ea
USB10020	1970	16.99 ea
USB10021	1971	16.99 ea
USB10022	1972	16.99 ea
USB10023	1973	16.99 ea




FD6002

1964-73 Mustang Wiring Diagram



Make it easy to replace your wiring with complete wiring diagrams for your Mustang. All general information and specifications are listed to help assist you when replacing your wiring. Diagrams cover the basic schematic information on your under dash harness, engine harness, front light harness, tail lamp harness, and other various wiring depending on your year and model.

FD6000	1964-65	8.99 ea
FD6002	1966	8.99 ea
FD6003	1967	8.99 ea
FD6004	1968	8.99 ea
FD6005	1969 includes Shelby	8.99 ea
FD6006	1970	8.99 ea
FD6007	1971	8.99 ea
FD6008	1972	8.99 ea
FD6009	1973	8.99 ea



Ford High-Performance Parts Identifier

Authenticate a Ford high-performance engine, including how to identify parts to build or restore a correct hi-po. The booklet describes casting numbers and other information for parts identification, and includes extensive tables of engine and parts specifications. All major engine components, transmissions and differentials are included. Definitely a reference book every Mustang enthusiast should have. Handy pocket size format, 88 pages.

L68-CM 7.99 ea



1980-95 Master Decoder Guide



This book is needed when researching late model Mustang models. It features 39 detailed pages with certification labels and codes from assembly plant, year, body type, engine, paint, interior trim, radio, and transmission.

99L128 1980-95 14.99 ea



1973-79 Ford Car Master Parts & Accessories Catalog



This is a digital copy of an original 1973-79 Ford Car Master Parts and Accessory Catalog on one convenient and easy to use USB thumb drive. Includes large, easy-to-read illustrations, with extensive alphabetical and numeric index. Each page can be printed and is capable of zooming up to 1200%, giving you exact details of the item you're looking at. Produced in an Adobe Reader PDF format to give the appearance of a printed manual.

USB10001	1965-72	24.99 ea
USB10011	1973-79	21.99 ea

Mustang How-To-Books



1964 to 2007 Ford Mustang Buyers & Restoration Guide

This guide covers from early 1964 Mustang all the way to the 2007 Mustang models. This book provides a buyer's guide for each and every year. There are also chapters on restoration covering engine, bodywork, drivetrain, interior, and detailing. 192 pages • CD-ROM, L216-CM 1964-07..... 21.99 ea



Mustang 1964 1/2 to 1973 Restoration Guide, 2nd Edition

By Tom Corcoran and Earl Davis. An excellent technical reference for restoration, authenticating parts and options, deciphering serial numbers, etc. Over 1100 photos, charts, and illustrations. Extensive use is made of original Ford part number charts and exploded parts diagrams. 8-1/4" x 10-5/8", 416 pages. L80-CM 1964-73..... 44.99 ea


Mustang On A Budget

When Ford introduced the new 1979 Mustang on what is known as the Fox platform, it sparked a new revolution in automotive modification and performance. Hailed as the sports car for the masses, the Mustang GT soon became one of the most modified cars Ford has ever produced. This book is for anyone who wants to modify this affordable and popular sports car, covering everything from planning your project, engine modification and performance, transmission and driveline upgrades, to suspension performance modification and body modification. Paperback, 8-1/2" x 11", 224 pages with 350 b/w photos. L1316 27.99 ea




Restore Your Mustang

This unique guide will cover the restoration process for every major component group and also provide step-by-step restoration information for the most important procedures. This book will focus on factory accurate restorations, and discusses how to source parts. All crucial aspects of restoration, including engines, drivelines, body, interior, trim, electrical systems, brakes, steering, and suspension will be profiled. Paperback, 8-1/2" x 11", 192 pages with 525 b/w photos. L1315 39.99 ea




Restomod Street Machines

The styling of Ford's muscle and Pony cars of the 1960s and 1970s is amazing, but their performance in some areas just isn't up to date. This book shows you how to modify your vintage Ford to accelerate, stop, corner, and ride as good as if not better than Detroit's best new high-performance cars. Includes over 300 photos to show you how to upgrade your engine, drivetrain, chassis, suspension, body, and interior to make your ride a stand-out performer using factory and aftermarket parts. Paperback, 8-1/2" x 11", 144 pages with 300 b/w photos. L153-CM 27.99 ea




Mustang Builder's Guide

Before the introduction of the 2005+ models, never before has such a range of highly modifiable performance cars been available. You can build your Mustang for drag racing, road racing, or improved street performance and this book will show you how! Paperback, 8-1/2" x 11", 144 pages with 300 b/w photos. L1317 27.99 ea



Detroit Speed's How to Build a Pro Touring Car

You will discover the history of Detroit Speed and how they design performance parts. Learn to install sections cover front subframe and rear suspension assemblies as well as upgrades to wheel tubs, brakes, fuel system, driveline, cooling system, and more; also included is an LS swap. The featured cars are customer builds as well as Detroit Speed test cars including a number of different Chevrolet products, a 1966 Mustang, and a 1969 Charger. Detroit Speed's How to Build a Pro Touring Car is an important edition to every performance enthusiast's library. Paperback, 144 pages, 8-1/2" x 11". L51379 30.99 ea



How-To Library Set

Buy the set and save! A set of four books which includes Mustang How-To Volume 1 and Volume 2, 1965-68 How to Restore Your Mustang, and the How To Paint Your Mustang book. L51 49.99 set

Mustang How-To, Volume 1

The original Mustang How-To book contains articles on 25 relevant projects. Interior topics include accessories, gauges, major interior trim components, and convertible top replacement; mechanical projects include engine compartment, air conditioning, suspension, transmission, tires, and cooling system. Other topics covered are buying a Mustang, show preparation, styled steel wheels, and photographing your Mustang. 98 pages. L72-CM 12.99 ea

Mustang How-To, Volume 2

Nineteen How-To articles in 87 informative pages. Covers interior projects such as seat and console restoration, upholstery, and carpeting. Mechanical fixes include engine, front end, and disc brakes. Additional general topics cover minor body work, show preparation, vinyl tops, and Rally-Pacs. A do-it-yourselfer's dream. L74-CM 12.99 ea

1965-68 How To Restore Your Mustang

Covers each phase of restoration in detail. Everything from selection of the car, to removal and installation of major and minor components. Easy-to-follow illustrations. 160 pages. L61 1965-68..... 16.99 ea

How-To Paint Your Mustang

A simple and complete manual with over 200 descriptive photos and illustrations. Also features color codes for exterior and stripe kits. L70-CM 12.99 ea

Engine Manuals



Ford FE Engines

Ford FE engines, which were manufactured from the late 1950's all the way through the mid-1970's, were designated as the large displacement engines in the Ford lineup. Covered are engine identification and selection, disassembly, cleaning, parts analysis and assessment, machine shop processes, replacement parts selection, reassembly and start-up/break-in techniques. Paperback, 8-1/2" x 11", 144 pages with 388 color photos and charts.

SA352 38.99 ea



Big Block Parts Interchange

Ford expert and historian George Reid covers these engines completely. Interchange and availability for all engine components are covered. This book cuts out the small block information and devotes every page to the MEL, FE and 385 series big blocks from Ford, which allows for more complete and extensive coverage. Paperback, 8-1/2" x 11", 144 pages with 409 color photos and charts.

SA397 30.99 ea



4.6/5.4L Ford Horsepower

This book takes the guesswork out of modification and parts selection by showing you the types of horsepower and torque gains expected by each modification. Includes before-and-after dyno graphs. Also, covers upgrades for 2, 3, and 4 valve modular engines, intake manifolds, cylinder heads, camshafts, turbo charging, heads, exhaust systems, and complete engine builds. Paperback, 8-1/2" x 11", 208 pages with 340 b/w photos.

L1314 35.99 ea



Big-Inch Ford Small Block

This book explains the concept of building a stroker (331-408ci) without the hassle of switching to a big block, paying special attention to the effect that increasing the bore and stroke have on the engine as a whole. Also includes a complete guide to factory head and block castings, as well as aftermarket block and head guides, so you can choose exactly the right parts. Paperback, 8-1/2" x 11", 128 pages with 300 b/w photos.

L158-CM 25.99 ea



Ford 351 Cleveland Engines

Ford's Cleveland was designed to be a "mid-sized" V8 engine, and was developed for higher performance use. This book reviews the history and variations of the 351 Cleveland and Ford's related engines, the 351M and 400M. Also, will walk you through everything you need to know to build a great street or competition engine based in the 351 Cleveland platform. Paperback, 8-1/2" x 11", 144 pages with 405 color photos.


SA252 30.99 ea



Ford Flathead Engines

Although not the first V8 engine ever produced, Henry Ford's side valve V-8, launched in 1932, certainly qualified as the first mass produced V-8 sold to the public. This book provides a step-by-step through rebuilding a vintage flathead. Including tear down, parts inspection, machine shop processes, replacement part selection, reassembly, start-up, and break-in. Paperback, 8-1/2" x 11", 144 pages with 577 color photos.

SA379 30.99 ea



Ford Swap Modular Engines

The Ford modular engine is a popular swap for 1964-73 Mustangs, Fox body Mustangs, trucks, hot rods, and other muscle cars. This book covers motor mount selection and fabrication, suspension and chassis modifications, aftermarket suspension options, firewall and transmission tunnel modifications, engine management and wiring procedures, fuel systems, exhaust systems, electrical mods and upgrades, and much more. Paperback, 8-1/2" x 11", 144 pages with 385 color photos.


SA381 30.99 ea



Performance Ford FE Engines

This book shows you how to select the ideal pistons, connecting rods, and crankshafts to achieve horsepower requirements for all applications. Also examines head, valvetrain, and cam options that are best suited for individual performance goals. In addition, this volume covers port sizing, cam lift, and the best rocker arm geometry. Paperback, 8-1/2" x 11", 144 pages with 377 color photos.


SA183 30.99 ea



Ford Y-Block Engines

The successor of the Flathead engine, the Ford Y-block V-8 engine. This book features a comprehensive rebuild and high-performance buildup guide, a step-by-step rebuild of two stock engines is provided, complete with explanatory text and captions as well as photos. If you're a Y-block enthusiast, you will have to have this book. Paperback, 8-1/2" x 11", 136 pages with 417 b/w photos.

SA257 27.99 ea



Ford V-8s On A Budget

This book addresses high-performance V-8 engines such as the 289, 302, 351ci small-blocks found in Mustangs, as well as the FE series of big blocks. Emphasis throughout is a budget approach to building high-performance power plants through the use of over-the-counter factory components and selected aftermarket pieces. Includes realistic, low-cost formulas for building serious horsepower in Ford V-8 engines. Paperback, 8-1/2" x 11", 128 pages with 270 b/w photos.

L248-CM 27.99 ea



Ford 4.6-Liter Engines

This updated edition gives you a comprehensive guide to building and modifying Ford's 2, 3 and 4 valve 4.6 and 5.4 liter engines. Includes block selection and crankshaft prep, to cylinder head and intake manifold modifications. Also outlines eight recommended power packages and provides you with a step-by-step buildup of a naturally aspirated 405-horsepower Cobra engine. Paperback, 8-1/2" x 11", 144 pages with 320 b/w photos.

L1313 27.99 ea


Carburetor Manuals



Supercharged & Turbocharged

This book features legendary supercharger and turbocharger manufacturers like Paxton, Vortech, Pro-Charger, Garrett-AirResearch and PowerDyne, as well as traditional Roots style systems, and covers everything you need to know about supercharging and turbocharging your small-block Ford. Paperback, 8-1/2" x 11", 128 pages with 425 b/w photos.


L155-CM 25.99 ea



Ford Mustang 1964-73 How to Build and Modify

This book will give you the information to build a high-performance street car as well as a track car. Covers every component group of the car including engine, transmission, rear differential, front suspension, rear suspension, steering, chassis, electric, interior, and more. Paperback, 8-1/2" x 11", 160 pages with 313 b/w photos.

L228-CM 34.99 ea



How to Choose Camshafts & Time Them for Maximum Power

If you're interested in learning how camshafts work, then this is the book for you. There's a science to their design, and a method to installing them for the greatest benefit. This book provides advice on how to find optimum timing for maximum power, and will help readers to choose the right camshaft. Paperback, 96 pages, 8" x 10".


L2810 29.99 ea



High-Perf Ignition Systems

This book leads you through the various components, systems and sub-systems, explaining the theory behind the operation and how the parts work with each other to achieve the ultimate goal of efficient combustion. Coils, wires, spark plugs, distributors, magnetos, inductive systems, CD ignitions, multiple spark systems, computer ignition controls and rev limiters are all covered. 8-1/2" x 11", 128 pages, 250 b/w photos.


L851 34.99 ea



Holley Carburetor Handbook

This handbook covers the fuel inlet system, idle system, main metering system, power system, accelerator pump system, secondary system, choke system, metering blocks, repair and adjustment and more! Softbound, 6" x 9", 80 pages.


L559 19.99 ea



Holley Carburetor Manual

Information includes carburetor identification, basic trouble shooting, diagnostic checks for computer controlled carburetors, on-vehicle tuning and adjustments, step-by-step repair and overhaul, performance and economy modifications, professional tips and tricks along with over 340 step-by-step photos. Sftbd, 220 pgs.


L564 29.99 ea



Holley Carbs How To Rebuild

You often need to replace gaskets, worn parts, and jets for the prevailing weather/altitude conditions of a different engine setup. This book details how to select parts then disassemble, assemble, and calibrate all of the major Holley carburetors. Softcover, 8-1/2" x 11", 144 pages.

L1280 30.99 ea



How to Super-Tune and Modify Holley Carburetors

Author Vizard explains the science, the function, and the tuning expertise required to get your Holley carburetor to perform its best for your performance application. This book guides you through the traditional 4150 Double Pumper, Dominator, and 4160 vacuum secondary models, as well as all the recent releases from Holley, including the Ultra Street Avenger and Ultra HP Series Carbs. Paperback, 144 pages, 8-1/2" x 11".


L9658 30.99 ea



Carter/Edelbrock Carburetors

Contains photos, illustrations and diagrams, covering rebuilding, tuning and modifying Carter and Edelbrock carburetors. Also features history on the Carter company as well as the development of the AFB and the AVS since the purchase by Edelbrock. Softbound, 136 pgs, 8-1/2" x 11".

L433 27.99 ea



Rochester Carburetors

Here's the definitive book on selecting, installing, tuning and modifying conventional and electronic Rochesters. Also details design, operation and performance modifications of current microcomputer controlled models. Includes comprehensive coverage of Quadrajets design and service from early to electronic models. Softbound, 176 pages.


L191 29.99 ea



How to Build and Modify Quadrajets Carburetors

The book is a complete guide to selecting, rebuilding, and modifying the Q-Jet, aimed at both muscle car restorers and racers. It includes a guide to selecting and finding the right carb, instructions on how to rebuild the carb and extensive descriptions of high-performance modifications. 128 pages.

L202 30.99 ea




Rochester Carburetor Manual

This manual includes detailed information on carburetor identification, basic trouble shooting, diagnostic checks for computer controlled carburetors, on-vehicle tuning and adjustments, step-by-step repair and overhaul, performance and economy modifications, professional tips and tricks along with over 340 photos. 200 pages.

L561 29.99 ea

Fuel Injection Manuals



Performance Fuel Injection Systems

This practical guide walks you through the process of modifying and tuning modern electronic fuel injection systems. Presenting plenty of foundational information, you're taken on a journey that includes wiring, fuel systems, sensors, and different types of ignition systems—all geared towards building a basic understanding of fuel injection systems. The book also covers configuring a stand-alone engine management system and tuning for maximum power and drivability, and much more. Paperback, 160 pages, 8-1/2" x 10-7/8".

L1569 29.99 ea

Designing And Tuning High-Perf Fuel Injection Systems

This book goes in-depth on the combustion basics of fuel injection as well as benefits and limitations of standalone. Includes glossary and a special resources guide with standalone manufacturers and test equipment manufacturers. Softbound, 128 pgs, 8-1/2" x 11".

L1062 30.99 ea

Street Supercharging

This book will give information regarding all facts of supercharging, including how to install blowers, buying a kit, rebuilding manifolds, blower drives, carburetion and accessories. Softbound, 8-1/2" x 11", 128 pages.


L211 29.99 ea



Turbocharging

A detailed, comprehensive handbook on the theory and application of turbocharging for street and high-performance use. Covers all types of domestic, import cars, trucks and RVs. Includes detailed sections on theory, types of turbocharging components, engine considerations and aftermarket applications. Softbound, 8-1/2" x 10-7/8", 192 pages.

L317 29.99 ea



Turbo: Real World High-Performance Turbocharger Systems

Author Jay Miller uses more than 300 photos and the perfect blend of technical and common sense information to help you build boost fast and make more horsepower and torque. He discusses the various components of a turbocharger and explains how to decode complicated turbocharger model numbers, compressor maps, and other specs. If you run into problems with your turbo system, there's also a detailed chapter on failure analysis to help you figure out what went wrong and how to fix it. Softbound, 8-1/2" x 11", 160 pages.

L978 30.99 ea


Wiring Manuals

Automotive Electrical Manual

The manual features comprehensive information which covers basic electrical fundamentals, trouble shooting and repair for both foreign and domestic vehicles.

Includes engine starting and charging systems, lights, gauges and more!

Softbound, 242 pages. L575 29.99 ea



Auto Electrical Handbook

Learn about basic electrical theory, how various electrical works and drawing circuit diagrams. Includes tips on electrical test equipment and troubleshooting electrical circuits. 350 photos, drawings and diagrams. Softbound, 157 pages.


L187 29.99 ea



How To Diagnose and Repair Automotive Electrical Systems

Details the various tools, such as multi-meters and test lights, that can be used to evaluate and troubleshoot any vehicle's electrical system. Several hands-on projects take readers on a guided tour of their vehicle's electrical system and demonstrate how to fix specific problems. Paperback, 160 pages, 8-5/16" x 10-5/8".

L2090 27.99 ea



Automotive Wiring & Electrical

Countless collector car owners are skilled at performing mechanical work, but for many of them, electrical work seems like a mystery, too complicated and too confusing. However, electrical upgrades are absolutely essential for a high-performance classic car or a modified car to perform at its best. In this revised edition brilliant color photos and explanatory step-by-step captions detail the installation of the most popular, functional, and beneficial upgrades for enthusiasts of varying skill levels. Just a few of the projects included are: maximizing performance of electric fans; installing electronic gauges; upgrading charging systems; and installing a complete aftermarket wiring harness, which is no small task. Each fact is covered in amazing detail. Paperback, 8-1/2" x 11", 144 pages with 394 color photos.

L1323 30.99 ea

Automotive Wiring & Electrical

The basics of electrical principles, including voltage, amperage, resistance and Ohm's law, are shoehorned in clear and concise detail, so the enthusiast understands what these mean in the construction and repair of automotive electrical circuits.

8-1/2" x 11", 144 pgs, 350 photos. L1019 30.99 ea



Automotive Wiring A Practical Guide to Wiring Your Hot Rod or Custom Car

The book includes numerous charts showing typical configurations and suggested installations. A troubleshooting section lends a hand in tracking down the inevitable problems that can arise. Paperback, 144 pages, 8-1/4" x 10-5/8".

L39923 29.99 ea



Custom Auto Wiring & Electrical

This indispensable guide to high performance and OEM automotive electrical systems covers electrical theory, wiring techniques and equipment. Includes custom wiring harnesses for racing, hot rods and restorations, premade wiring harnesses, special electrical systems (navigational, audio, video), troubleshooting common electrical problems, dashboards and instrument and trailer wiring. Softbound, 8-1/4" x 5-1/4", 192 pages.

L1056 29.99 ea



Transmission Manuals

New!



USB10174



USB10173

Ford Transmission Service & Diagnostics Manual

This is a digital copy of an original Ford Transmission Service, Diagnosis, and Training Manual on a convenient and easy to use USB thumb drive. Includes large, easy-to-read illustrations, with extensive alphabetical and numeric index. Each page can be printed and is capable of zooming up to 1200%, giving you exact details of the item you're looking at. Produced in an Adobe Reader PDF format to give the appearance of a printed manual.

USB10174	FMX	14.99 ea
USB10175	C4	14.99 ea
USB10173	C6	14.99 ea
USB10176	T5	14.99 ea

Ford C4 & C6 Transmissions

The Ford C4 and C6 automatic transmissions have been equipped in millions of production rear wheel drive cars and trucks since they were introduced in the 1960s.



This book takes you through the process step-by-step, from removing the transmission from the vehicle, to complete disassembly and cleaning, to careful reassembly, to proper reinstallation and road testing. In addition, if the transmission will be used in a high-performance or competition situation, the author includes the various steps required to bolster the unit's strength, using commonly available aftermarket components. Paperback, 8-1/2" x 11", 144 pgs with 434 color photos.

L1320 30.99 ea

Ford AOD Transmissions

In the 1980s Ford replaced the old C4/C6 designs with the AOD transmission for a new generation of cars. This book takes you through the process step-by-step, from removing the transmission from the vehicle, to complete disassembly and cleaning, to careful reassembly, to proper reinstallation, and road testing. Performance modifications are also covered, as well as an i.d. guide for various model numbers, evolutionary design changes, shift kit installation, and torque converter selection. Paperback, 8-1/2" x 11", 144 pages with 566 color photos and illustrations.



L1321 30.99 ea

How to Build and Modify High-Performance Manual Transmissions

How to Rebuild and Modify High-Performance Manual Transmissions




This is an indispensable reference to Muncie 4-speeds that guides you through each crucial stage of the rebuild process. Comprehensive ID information is provided, so you can positively identify the cases, shafts, and related parts. It discusses available models, parts options, and gearbox cases. Most important, it shows how to completely disassemble the gearbox, identify wear and damage, select the best parts, and complete the rebuild. Various high-performance and racing setups are also shown, including essential modifications, gun drilling the shafts, cutting down the gears to remove weight, and achieving race-specific clearances. Paperback, 8-1/2" x 11", 144 pages.

L964 30.99 ea

Muncie 4-Speed Transmissions

How to Rebuild



This is an indispensable reference to Muncie 4-speeds that guides you through each crucial stage of the rebuild process. Comprehensive ID information is provided, so you can positively identify the cases, shafts, and related parts. It discusses available models, parts options, and gearbox cases. Most important, it shows how to completely disassemble the gearbox, identify wear and damage, select the best parts, and complete the rebuild. Various high-performance and racing setups are also shown, including essential modifications, gun drilling the shafts, cutting down the gears to remove weight, and achieving race-specific clearances. Paperback, 8-1/2" x 11", 144 pages.

L1291 30.99 ea

Drivetrain Manuals

High-Perf Differentials, Axles & Drivelines


Everything you need to know about selecting the most desirable gear ratio, rebuilding differentials and other driveline components and most importantly, matching the correct driveline components to engine power output. Learn how to setup a limited-slip differential, install high-performance axle shafts, swap out differential gears and select the best available products for the driveline. Explains rear differential basics, rear differential housings, rebuilding open rear differentials, limited slip differentials and factory differentials. SFFB, 8-1/2" x 11", 144 pages.



L1063 30.99 ea

Ford Differentials

This book provides detailed step-by-step photos and information for rebuilding the differentials with the best equipment, installing the gear sets, and converting to Posi-Traction for a variety of applications. It describes how to disassemble the rear end, identify worn ring and pinion gears, other damage or wear. It also explains how to select the right differential hardware, bearings, seals, and other parts, as well as how to set ring and pinion backlash. Paperback, 8-1/2" x 11", 144 pages with 400 color/illustrations photos.



L1318 30.99 ea


Brake Guides



Muscle Car Brake Upgrades: How to Design, Select and Install

Arguably the only book dedicated exclusively to muscle car brake performance, veteran author Todd Ryden shows readers how to select brake systems for various applications and different budgets. The book covers system design, operation, and component function so you have a clear understanding of all principles. You'll learn how to assess brake system requirements and select brake system kits for many popular muscle car applications from aftermarket brake leaders including Baer, Wilwood, and CPP. Paperback, 144 pages, 8-1/2" x 11".

L1574 30.99 ea



High-Perf Brake Systems: Design, Selection, & Installation

A great deal of time, effort, and money can be invested in raising the horsepower level, thus increasing the speed potential, and very little invested in bringing all of that power under control in the form of an upgraded braking system. Granted, brakes can be intimidating, however, *High-Performance Brake Systems: Design, Selection, and Installation* gives you the knowledge to upgrade your brakes the right way the first time. You'll learn how to choose and install the most effective rotors, calipers, pads, and tires for your muscle car or classic vehicle. Paperback, 144 pages, 8-1/2" x 11".

L1580 27.99 ea

Exhaust Guides

Performance Exhaust Systems

To extract maximum performance, an engine needs an efficient, well-designed, and properly tuned exhaust system. This book explains exhaust system principles, function, and components. Includes how to design, fabricate, and fit exhaust systems to classic street cars as well as for special and racing applications. Air/exhaust gas flow dynamics, cam duration and overlap are analyzed to determine how an engine breathes in/air/fuel, as the exhaust must efficiently manage this burned mixture. Paperback, 8-1/2" x 11", 144 pages with 577 color photos.



SA277

32.99 ea

Fabrication

Weld Like a Pro

Welding is an art and skill that's essential for automotive fabrication, repair, and vehicle upgrades. It is also an important skill for countless household projects and industries. Not only will you learn these basic skills, but you'll also learn advanced welding techniques as well as with the use of aluminum, titanium, magnesium, stainless steel, and other specialty materials. Paperback, 144 pages, 8-1/2" x 11".



L1570 39.99 ea

Automotive Machining

Machining is an essential part of high-performance engine building and stock rebuilding, as well as certain servicing procedures. Whether you're an enthusiast engine builder or prospective machining student who wants to pursue a career as an automotive machinist, this book will provide insight and in-depth instruction for performing the most common and important machining procedures. Paperback, 8-1/2" x 11", 176 pages.



L1284 33.99 ea

The Welder's Handbook

Excellent handbook detailing all common and not so common techniques of welding. Oxyacetylene welding and cutting, brazing and soldering. Also includes how to weld stainless steel, aluminum, magnesium and titanium. Softbound, 8-1/2" x 11".



L144 29.99 ea

Welding Manual

This Haynes Techbook covers gas (oxyacetylene), arc, MIG and TIG welding. Soldering and flame cutting are also covered. Techniques are discussed as they relate to automotive and workshop repairs. Information on selecting equipment is also included. Softbound, 176 pages, 8-1/2" x 11".



L388 29.99 ea



Media Blasting & Metal Preparation: A Complete Guide

When it comes to bodywork and painting, one aspect that's overlooked is proper metal preparation. However, there's more to a great paint job than sanding and shooting. Without proper metal preparation, the paint finish can end up full of imperfections; bubbles from underneath, or simply won't last, no matter how expensive the materials were. In Media Blasting & Metal Preparation: A Complete Guide, restoration expert and veteran author Matt Joseph gives you all the tools you need to expertly prepare your vehicle for the next stages of restoration. Short cutting the process will only cost you precious time. This book provides all you need to know for a successful and long-lasting restoration. Paperback, 144 pages, 8-1/2" x 11".

L1575 30.99 ea



Metal Fabricator's Handbook

This excellent how-to guide concentrates on race and custom cars. Covers everything from adding a hood scoop or fender flares, to building complete cars. Includes a tremendous amount of useful information. 8-1/2" x 11", 176 pages, paperback, 560 illustrations.

L42 29.99 ea

Sheet Metal Handbook

Detailed information on how to form and shape metal for competition, custom or restoration use. Chapters include hammer forming tools, terms and equipment, riveting techniques, layout, design and pattern making. Softbound, 192 pages, 8-1/2" x 11".



L243 29.99 ea

Professional Sheet Metal Fabrication

Professional Sheet Metal Fabrication is the number one resource for sheet metal workers old and new. Dent repair and automotive patch panel fabrication are covered in detail. This is truly the most detailed enthusiast focused sheet metal how-to book on the market. Paperback, 304 pages, 8-1/4" x 10-5/8".



Automotive Bodywork And Rust Repair

Whether you want to tackle a full restoration project, or just want to save money by doing minor repairs yourself, Automotive Bodywork and Rust Repair is the book to get you through it. Softbound, 8-1/2" x 11", 160 pages.



L1086 30.99 ea

Fiberglass & Composite Materials

This informative guide covers FRP materials, fibers and fiber forms, resins, gel coats, advanced techniques, building molds and plugs, structures and materials, health and safety, tools and shop equipment. Softbound, 154 pages, b/w illustrations.



L652 29.99 ea

High Performance Fasteners & Plumbing

High Performance Fasteners & Plumbing is a comprehensive guide that offers useful, practical information to help you choose the best fastener or plumbing solution for your project. Included are sections on types of fasteners, hose sizes, fittings, thread types and sizes, heat shielding, brake, oil, coolant and fuel lines, routing techniques, clamping loads, stress, bolt stretch, and many other tips. Softbound, 8-1/4" x 5-1/4", 176 pages.



L1053 24.99 ea

Race Car Chassis: Design, Structures, Materials

In this comprehensive revised and updated book, award-winning writer Forbes Aird deconstructs the race car chassis, examining the fundamentals of the design of stiff, lightweight mobile structures and the materials used to build them. Covers open wheel and closed wheel chassis. A valuable resource for engineers, racers and students. Softbound, 8-1/2" x 10-7/8", 128 pages.



L1055 19.99 ea

Drag Race Chassis & Suspension

Detailed information and photos on basic chassis design, how to set ride height, tubing construction, standard axle housings, choosing gear ratios, transmission choices, bolt-on traction bars, 4-L link setups, ladder bars, anti-roll bars, steering, shocks, springs, brakes, wheels, tires, safety equipment and so much more! Softbound, 5-1/4" x 8 1/4", 160 pages.



L1052 29.99 ea

Chassis & Suspension Handbook

First in a series of custom techniques and tips on all areas of building a street rod. Features designing and how-to procedures on building the chassis and suspension for all types of street rods. Paperback, 8-1/2" x 11", 192 pages.



L248 29.99 ea

How To Make Your Muscle Car Handle

This book defines, explores, and reviews the complete suspension system, and teaches you how to best choose your upgrades for maximum effectiveness. Softbound, 8-1/2" x 11", 144 pages, 328 color photos.



L7274 27.99 ea

Paint & Body



How to Paint Your Car

This book reveals the techniques and technology behind automotive painting through 250 color photos, detailed captions and text. You'll get the most up-to-date information about paint chemistry, the tools of the trade and safety gear that every automotive painter must know. The book covers, in step-by-step detail, how to properly prepare your car for paint, including bodywork, surface preparation and masking. 160 pages, softbound.

L.3159 29.99 ea



Pro Paint & Body

This is a revised and updated edition of one of the bestselling paint handbooks in the industry. It also has sections on hammer and dolly, painless dent removal, patching panels, spray guns and compressors, paint prep, shooting paint, color sanding, plastic bumper repair, and custom paint tips and tricks. Paperback, 160 pages, 8-1/2" x 10-7/8".

L.1573 29.99 ea




Paint Your Car On A Budget

This book unveils dozens of secrets that will help anyone paint their own car. This book covers everything you need to know to get a great looking coat of paint on your car and save lots of money in the process. 128 pages, 8-1/2" x 11", 400 color photos.

L.917 30.99 ea


Interior



Automotive Upholstery & Interior Restoration

After disassembling and gutting your car, it is easy to feel that you're in way over your head when it comes to the upholstery. Every photo in this book provides a hands-on approach that shows you how to repair and restore a car's interior to concours, show quality specifications. Paperback, 8-1/2" x 11", 192 pages.


L.1288 33.99 ea



Auto Upholstery & Interiors

A guide to performing basic upholstery and interior repairs on all kinds of automobiles written expressly for the home enthusiast. Includes helpful guides on how to replace headliners, lay carpet, repair dashboards, reupholster seat frames and more. Sfbnd, 8" x 10", 160 pages.

L.1265 29.99 ea



Automotive Upholstery

Author teaches you how to sew like an expert, and avoid costly mistakes. Learn to recover and build seats, make headliners and carpets. Materials are described with specific recommendations for vinyl, cloth, leather, Nimbus, panel board, etc. 230 pages, 8-1/2" x 11", 550 b/w photos.

L.378 22.99 ea


Auto Literature



1965-73 Ford Mustang Recognition Guide

This popular book features a chapter devoted to each and every model year from 1965 thru 1973. Detailed descriptions, illustrations, factory photos, charts and diagrams guide you through all the unique characteristics for each Mustang model. A great help when determining the originality of a particular Mustang. Features over 300 photos of more than 50 models, many in full color. Perfect bound, 228 pages.

L.69-CM 1965-73 19.99 ea



Carroll Shelby

A Collection of my Favorite Racing Photos. Carroll Shelby collectible book has 256 pages and 295 images selected by Carroll himself. It features Shelby's personal commentary throughout. This was Shelby's final work; he passed away as the book was nearing completion. In his later years, Shelby loved the books about his cars and similar topics, but his eyesight was failing to the point where he had difficulty reading, and really preferred the books that were heavy with photos. 9" x 9", paperback, 43 color illustrations, 252 b&w photos.

BOOKS 37.99 ea




Motion Performance - Muscle Car Builder

It was a driver's dream: Along with the full factory warranty, your car came with a guarantee of 11.5 second quarter mile times. It was also Joel Rosen's dream, and in 1964, he set out to make it a reality. First he built fast cars. Then, taking a page from Ford's "win on Sunday, sell on Monday" strategy, he built a reputation by beating all comers on drag strips and in street races. Marty Schorr gives a first hand account of seven years of high-performance life and of how it all came to a screeching halt at the hands of the U.S. Department of Transportation and the Environmental Protection Agency. Paperback, 176 pages, 11" x 9".

L.2725 24.99 ea

Automotive Literature




1968 Shelby Mustang: Muscle Cars In Detail



Covers the 1968 Shelby GT350, GT500, and GT500 KR. In 1968, Ford sought to take over much of the process of producing Shelby Mustangs and increased that production dramatically to meet anticipated sales demand, so it was a bit of a transition year. Provides an introduction and historical overview, an explanation of the design and concepts involved in creating the car, a look at marketing and promotion, and an in-depth study of all hardware and available options, as well as an examination of where the car is on the market today. Also included is are paint and option codes, VIN and build tag decoders, as well as production numbers. Paperback, 8-1/4" x 9", 96 pages.

L1295 23.99 ea




1969 Mustang Mach 1



The 1969 Mach 1 was Ford's attempt to create a package and a style to match the performance of its recently released and very potent 428ci Cobra Jet engine package. This book provides an introduction and historical overview, an explanation of the design and concepts involved in creating the car, a look at marketing and promotion, and an in-depth study of all hardware and available options, and an examination of where the car is on the market today. Also included are paint and option codes, VIN and build tag decoders, as well as production numbers. Paperback, 8-1/4" x 9", 96 pages with 136 color, and b/w photos.

L1303 23.99 ea



1969-70 Ford Mustang Boss 429: Muscle Cars In Detail



The semi-Hemi Boss 429 was so large, it couldn't fit in the small Mustang, so Kar-Kraft, a specialty car builder, had to shoehorn the engine into the compact Mustang fastback. This book gives you the story on the car, its special equipment, 429 engine, 4-speed Toploader transmission, interior appointments, paint codes, and options. Features an exciting story of developing this monumental engine, engineering the components and parts to fit the engine and chassis, and assembling the cars. Also included are paint and option codes, VIN and build tag decoders, as well as production numbers. Paperback, 8-1/4" x 9", 96 pages.

L1297 23.99 ea




Detroit Muscle



Detroit Muscle: Factory Lightweights and Purpose Built Muscle Cars follows the evolution of the fastest, most powerful, and exciting vehicles of the era, in both drag racing and NASCAR. From early Hudson Hornets, to the birth of the Hemi, to aluminum and fiberglass panel sedans, to lightweight special order muscle cars ready to race from the factory. Hardcover, 10" x 10", 192 pages.

L1283 45.99 ea



Selling The American Muscle Car



This book will take you back to an era when options were plentiful and performance was cheap. You will relive or be introduced to some of the cleverest marketing campaigns created during a time when America was changing every day. Automotive writer Diego Rosenberg examines the tactics and components used by manufacturers in waging war against one another in the muscle car era. Hardcover, 10" x 10", 192 pages, 290 color, 145 b/w photos.

L1306 45.99 ea




How To Draw Cars Like a Pro



Car designer Thom Taylor begins with advice on selecting the proper wheels and equipment, then moves on to perspective and proportion, light, shadow, reflection, color and even interiors. 8-1/4" x 10-5/8", 144 pages, 140 color, 100 b/w photos.

L4434 26.99 ea




Muscle Cars



Muscle Cars explores this era and the current models with a broad survey of classic muscle and today's new machines. Each chapter is organized around a theme (milestones, factory racers, etc), each model getting a multi-page spread of full color photography, performance stats, trivia, and more. Photos and stories from the people who built and raced these amazing machines make the book a must read for any fan of American muscle. Paperback, 240 pages, 6-1/2" x 8-1/4".

L38377 24.99 ea




1001 Mustang Facts



Author Steve Magnante is well known for his encyclopedia like knowledge of automotive facts. Steve turns his attention to the most popular car in history, the Ford Mustang. In more than 50 years, the Mustang has taken many turns, from the original Pony car, to the modern Coyote and Voodoo powered super cars. This book covers them all, generation by generation, an informative and entertaining collection of facts from one of the industry's most beloved and respected sources. Paperback, 6" x 9", 336 pages, 120 b/w photos.

L231-CM 27.99 ea

Automotive DVD & USB



Historical Ford DVD: 
The New 1964-67 Mustangs

Vintage Mustang TV commercials from the beginning! The memorable footage includes Fastback and GT introductions. DVD is approximately 60 minutes in length and includes audio and full color video.

DVD7 28.99 ea



New! 
1965-73 Mustang
Part & Body Illustrations USB

Mustang Part & Body Illustration manual uses illustrations from the original FORD MASTER PARTS & ACCESSORY CATALOG. Large easy-to-read illustrations and an extensive alphabetical and numeric index. Each page can be printed and is capable of zooming up to 1200%, giving you exact details of the item you're looking at. Produced in an Adobe Reader (pdf) format to give the appearance of a printed manual.


USB10043 1965..... 17.99 ea
USB10044 1966..... 17.99 ea
USB10045 1967..... 17.99 ea
USB10046 1968..... 17.99 ea
USB10047 1969..... 17.99 ea
USB10048 1970..... 17.99 ea
USB10049 1971..... 17.99 ea
USB10050 1972..... 17.99 ea
USB10051 1973..... 17.99 ea



New! 
1963-73 Ford
Shop Tips on USB-Rom

This USB thumb drive contains vintage issues of Ford's Shop Tips magazine. This publication was originally produced to assist service stations and independent mechanics in servicing Ford vehicles. Includes shortcuts, tips and tricks to help make fast, easy repairs. This USB is compatible with PCs running Windows OS, will not work with MAC computers. Requires a PC with USB-ROM drive running Adobe Reader.

USB10062 15.99 ea



DVD — How a Car Is Built:
Featuring The Ford Mustang

Follow along behind-the-scenes as a new Ford Mustang makes its journey through the historic Assembly and stamping plants in Dearborn, Michigan. Starting as a 30 ton roll of steel, you'll see body panels stamped on a 50 ton press, automated robots performing welding and fitting tasks, and countless other procedures along the 9 mile long assembly line. Archival footage and computer graphics are blended in to help describe the evolution of the assembly line and the manufacturing process. An educational video the entire family will enjoy! 30 minutes.

VT6-DVD 21.99 ea



CCR04

CCR05

CCR06

Chop Cut Rebuild Season DVDs 

Join host Dan Woods on a journey to some of Southern California's most renowned restoration and build facilities.

Season 4: A 1964 Impala and a Bricklin SV-1.
Season 5: 1953 Chevy Pickup and 1970 Plymouth Cuda.
Season 6: A 1960 Jenko tribute and a 1940 Mercury coupe.

CCR04 season 4..... 12.99 ea
CCR05 season 5..... 12.99 ea
CCR06 season 6..... 12.99 ea

Give the Gift of Knowledge, KNOWLEDGE IS HORSEPOWER!

A few words from professional engine and car builder, Aron Johnson: "My 'Power Building Video Series' will teach you how to get a combination of carefully matched, properly tuned, horsepower pumping parts that all work together to turn your ride into a mean machine! I explain everything in simple to understand, plain English so just about everyone can understand what I'm talking about. Topics such as engine blocks, machining, cranks, rods, pistons, compression ratios, camshafts, lifters, rocker arms, heads, porting, intake manifolds, headers, carburetion, superchargers, nitrous systems, ignition systems, tuning, gearing, transmissions, torque converters and even down to which oil works the best are covered."



430100

Six DVD "Power Pack"
430100 Power Building Power Pack – 6 episodes included in set 159.99 set

Individual "Power Pack" Episodes
These are included in part #430100

43006 Engine Building – 3 DVDs, 5 hours..... 34.99 set
DCARB Performance Carburetor – 2 DVDs, 3.5 hours..... 29.99 set
DSUPR Superchargers – 2 DVDs, 3 hours..... 29.99 set
DNIT Nitrous Oxide – 2 DVDs, 3.5 hours..... 29.99 set
DRTAS Rotating Assemblies – 2 DVDs, 4 hours..... 29.99 set
DHPV Heads, Porting and Valve Trains – 3 DVDs, 5 hours..... 34.99 set

Additional episode not included in the "Power Pack"
43007 Performance Engines & Strokers – 5 DVDs, 10 hours..... 44.99 set



14413



14415

My Classic Car DVD Collection 

American automobiles have been around since the early 1900's, but in the 50's, 60's, and 70's they became part of American culture, and they gave America an identity. With the help of Dennis Gage you can take a look at the cool cars of the fifties and the muscle cars of the 60's and 70's. Take a pedal to the metal ride with such muscle machine manufacturers as Ford and the Mopars.

14413 Ford Muscle Cars 12.99 ea
14415 Mopar Muscle Cars 12.99 ea