

# Automotive Manuals

**An absolute must  
for the serious restorer!**

**One of the hottest selling Chevrolet  
books of all time!**

## Chevrolet Service and Shop Manual

Factory manuals that give all the information you'll need for servicing your Chevy II or Nova. Each shop manual includes procedures for maintenance and adjustments, minor service operations, removal and installation of components (excluding the body) and a wealth of General Motors service operation techniques. If there is one book devoted to the care of your Nova, this is the one! Includes information on other models in the Chevrolet line (excluding Corvette). Whether you own a Nova or another Chevrolet model, these manuals have the important and pertinent information for correct maintenance procedures. Written by General Motors. A must for any Chevy II or Nova owner.

**Note:** Books listed as sets include additional titles covering overhaul, electrical and Fisher body information. See listing for availability.

L2262	1962	<i>Chevy II/Nova</i> .....	29.99 ea	⚠
L2369	1963	<i>1963 Chevy II/Nova Supplement - use with L2262</i> ..	31.99 ea	
L2264	1964	<i>1964 Chevy II/Nova Supplement - use with L2262</i> ..	14.99 ea	
L2265	1965	.....	24.99 ea	
L2266	1966	.....	29.99 ea	
L2267	1967	.....	31.99 ea	
L2268	1968	.....	31.99 ea	
L2269	1969	.....	31.99 ea	
L2270	1970	.....	31.99 ea	
L2271	1971	.....	31.99 ea	
L2272	1972	.....	31.99 ea	
L2273	1973	.....	49.99 ea	
L2275	1975	<i>Includes '75 Shop Supp., '74 Shop/Overhaul Manual</i>	29.99 ea	
L2276	1976	<i>Includes Shop Manual, Overhaul manual &amp; Wiring..</i>	131.99 set	
L2277	1977	<i>Includes Shop/Body/Overhaul, Wiring Diagram</i> .....	179.99 set	
L2278	1978	<i>Includes Shop/Body/Overhaul, Wiring &amp; Electrical..</i>	419.99 set	
L2279	1979	<i>Includes Shop/Body/Overhaul, Wiring &amp; Electrical..</i>	131.99 set	

**The Ultimate Body Manual  
for Nova Models!**

**Covers every essential  
body component and  
much more!**


## Fisher Body Manuals

All Fisher body manuals have complete information on the essential removal, installation and adjustment procedures for servicing each year Nova. Information includes interior trim cleaning, headlining, stationary glass, door panels, rear seat shelf, convertible top, electrical and more. This manual covers the most essential information pertaining to the body. Unlike the shop manual, you'll find unique information, illustrations, and other information

found nowhere else. We recommend this manual for any Chevrolet owner who intends to keep and maintain their vehicle.

**Note:** This book covers the body aspect of the vehicle. For mechanical operations, see the Chevrolet ServiceShop Manual.

L2365	1965	.....	31.99 ea	⚠
L2366	1966	.....	31.99 ea	
L2367	1967	.....	31.99 ea	
L2368	1968	.....	31.99 ea	
L2369	1969	.....	31.99 ea	
L2370	1970	.....	31.99 ea	
L2371	1971	.....	31.99 ea	
L2372	1972	.....	31.99 ea	
L2373	1973	.....	53.99 ea	
L2374	1974	.....	76.99 ea	
L2376	1976	.....	63.99 ea	
L2377	1977	.....	58.99 ea	
L2378	1978	.....	61.99 ea	
L2379	1979	.....	69.99 ea	



## Automotive Manuals



LN1069

L2269

L2369




## Service/Fisher Body/Assembly Manual Kits

Due to popular demand, Classic Industries® has put together this easy to use restoration/reference kit. This three volume kit includes the most desirable manuals required to completely rebuild, assemble or restore your 1966-72 Chevy X-Body. Both enthusiasts and professionals will find answers to just about any technical question in one or all of these manuals. The service manual contains information regarding maintenance and adjustment, minor service operations and the removal and installation of the mechanical parts of the car. The Fisher Body Manual includes information on body panels, electrical, stationary glass, convertible tops, headlining and much more! The assembly manual is a duplicate of the original technical assistance reference guide which was used by the original GM assembly line personnel when the cars were being built. The information is extremely detailed and includes exploded views of many different areas of the vehicle including original part numbers (which may have changed due to replacement numerical assignments). This kit is an absolute must for all 1966-72 Nova owners! Each manual also available separately.

RN966	1966.....	67.99 kit
RN967	1967.....	67.99 kit
RN968	1968.....	67.99 kit
RN969	1969.....	67.99 kit
RN970	1970.....	67.99 kit
RN971	1971.....	67.99 kit
RN972	1972.....	67.99 kit

## Chevy II/Nova Assembly Manuals

The most informative and comprehensive book available on early Chevy II and Nova assembly! Each manual contains detailed information on complete assembly of each component, exploded views of each part and where it fits, corresponding part numbers for each part and factory notations on assembly. No restorer should be without this manual! Manuals vary in page numbers according to year.



LN1063

LN1062	1963.....	21.99 ea
LN1063	1963.....	21.99 ea
LN1064	1964.....	21.99 ea
LN1065	1965.....	21.99 ea
LN1066	1966.....	21.99 ea
LN1067	1967.....	21.99 ea
LN1068	1968.....	21.99 ea
LN1069	1969.....	21.99 ea
LN1070	1970.....	21.99 ea
LN1071	1971.....	21.99 ea
LN1072	1972.....	21.99 ea
LN1073	1973.....	21.99 ea
LN1074	1974.....	21.99 ea
LN1075	1975.....	21.99 ea
LN1076	1976.....	21.99 ea
LN1078	1978.....	21.99 ea
LN1079	1979.....	21.99 ea

## Factory Shop Manuals On CD-ROM

The information provided on each CD-ROM includes virtually all the information you'll find in a factory shop manual. Each CD-ROM gives you the ability to view complete factory technical



information on the make and model of your vehicle. You can print out just that portion of the manual that's needed, or go to the index and type in the part that you're trying to locate. If several manuals are required for a particular make and model, all are supplied on a single CD for your convenience.

## 1962-64 Chevy II/Nova Shop Manual

Includes the 1962 Chevy II Shop Manual and the 1963-64 supplements.

CDF6200	1962-64.....	49.99 ea
---------	--------------	----------

## 1965 Chevy II/Nova Shop Manual

Includes the 1965 Chevrolet Chassis Service Manual, the 1965 GM Body manual, and the 1964-72 Parts and Accessories manual.

CDF6500	1965.....	49.99 ea
---------	-----------	----------

## 1966 Chevy II/Nova Shop Manual

Includes the 1966 Chevrolet Chassis Service Manual, the 1966 GM Body manual, and the 1964-72 Parts and Accessories manual.

CDF6600	1966.....	49.99 ea
---------	-----------	----------

## 1967 Chevy II/Nova Complete Factory Manuals

Includes 1967 Chassis Service manual, 1967 Chassis Overhaul manual, 1967 Fisher Body manual and 1964-72 Parts and Accessories information.

CDC6700	1967.....	49.99 ea
---------	-----------	----------

## 1968 Chevy II/Nova Complete Factory Manuals

Includes 1968 Chassis Service manual, 1968 Chassis Overhaul manual, 1968 Fisher Body manual and 1964-72 Parts and Accessories information.

CDC6800	1968.....	49.99 ea
---------	-----------	----------

## 1969 Chevy II/Nova Complete Factory Manuals

Includes 1969 Chassis Service manual, 1969 Chassis Overhaul manual, 1969 Fisher Body manual and 1964-72 Parts and Accessories information.

CDC6900	1969.....	49.99 ea
---------	-----------	----------

## 1970 Chevy II/Nova Complete Factory Manuals

Includes 1970 Chassis Service manual, 1970 Chassis Overhaul manual, 1970 Fisher Body manual and 1964-72 Parts and Accessories information.

CDC7000	1970.....	49.99 ea
---------	-----------	----------

## 1971 Chevy II/Nova Complete Factory Manuals

Includes 1971 Chassis Service manual, 1971 Chassis Overhaul manual, 1971 Fisher Body manual and 1964-72 Parts and Accessories information.

CDC7100	1971.....	49.99 ea
---------	-----------	----------

## 1972 Chevy II/Nova Complete Factory Manuals

Includes 1972 Chassis Service manual, 1972 Chassis Overhaul manual, 1972 Fisher Body manual and 1964-72 Parts and Accessories information.

CDC7200	1972.....	49.99 ea
---------	-----------	----------

Get the information that came in your Nova's glove box.



N1966

## 1962-79 Owners Manuals

Excellent reprints using exact colors, paper, and printing techniques. You'll find all the original information included in each manual for all years available.

N1962	1962.....	12.99 ea
N1964	1964.....	12.99 ea
N1965	1965.....	12.99 ea
N1966	1966.....	12.99 ea
N1967	1967.....	12.99 ea
L1968	1968.....	12.99 ea
L1969	1969.....	12.99 ea
N1970	1970.....	12.99 ea
N1971	1971.....	12.99 ea
N1972	1972.....	12.99 ea
N1973	1973.....	12.99 ea
N1974	1974.....	12.99 ea
N1975	1975.....	12.99 ea
N1976	1976.....	12.99 ea
N1977	1977.....	12.99 ea
N1978	1978.....	12.99 ea
N1979	1979.....	12.99 ea



## 1967-72 Owners Manual Storage Bag

Quality reproduction plastic bag used to store the owners manual in glove box. Original style yellow and blue print is used. Helps keep the owners manual in pristine condition.

L19A	1967-68.....	4.99 ea
L19B	1969-72.....	4.99 ea



## 1962-63 Convertible Top Manual


Covers the care and operation of all GM convertibles for all 1962-63. Includes information on raising and lowering the top, cleaning the top, top boot installation, and care of rear windows. Excellent manual for all convertible tops.

SF301	1962.....	9.99 ea
SF302	1963.....	9.99 ea

# Automotive Manuals



14370



14377

## 1962-74 Wiring Diagrams

If you are tired of trying to read and decipher black and white wiring diagrams of your old shop manual, we have a solution! These include two, 8-1/2" x 11" full color drawings with the dash to rear lights on one side and the dash to headlamps on the other. They are laminated back to back in heavy plastic for durability (no more grease smudges) and ease of use. Redo the wiring on your classic Chevy the easy way... in color!

**Note:** A second wire diagram is required for vehicles equipped with the optional console gauge package.

14362	1962	.....	19.99 ea
14363	1963	.....	19.99 ea
14364	1964	.....	19.99 ea
14365	1965	.....	19.99 ea
14366	1966	.....	19.99 ea
14367	1967	.....	19.99 ea
14368	1968	.....	19.99 ea
14369	1969	.....	19.99 ea
14395	1969	w/console gauges	19.99 ea
14370	1970-71	.....	19.99 ea
14371	1970-71	w/console gauges	19.99 ea
14372	1972	.....	19.99 ea
14373	1972	w/console gauges	19.99 ea
14374	1973	.....	19.99 ea
14375	1973	w/console gauges	19.99 ea
14376	1974	.....	19.99 ea
14377	1974	w/console gauges	19.99 ea



## 1962-74 Sales Brochure

Reproduction dealer salesroom brochures featuring full color pictures, option guides, interior and exterior color guides, and more. This factory approved reproduction is a must for all Nova enthusiasts. Each brochure is an exact replica of the original sales brochure, printed on the same stock paper utilizing correct colors, fonts and size. Bring back that old GM feeling with any of these new sales brochures.

L84	1962	.....	11.99 ea
L80	1963	.....	11.99 ea
L85	1964	.....	11.99 ea
L82	1965	.....	11.99 ea
L86	1966	.....	11.99 ea
L87	1967	.....	11.99 ea
L89	1968	.....	11.99 ea
L91	1969	.....	11.99 ea
L92	1970	.....	11.99 ea
L93	1971	.....	11.99 ea
L96	1972	.....	11.99 ea
L90	1973	.....	11.99 ea
L97	1974	.....	11.99 ea



## Chevrolet Super Sport Sales Brochure


The Chevrolet Sports Department is where you'll find our really special equipment. The cars that carry personal tastes in performance to the ultimate. Like Corvette and Chevrolet SS 427. Like Camaro SS and Z28, Chevy Nova SS, Chevy SS 396 and Corvair Monza. Go ahead and fill out your exact specifications. Some extra cost options and custom features are shown and described in this catalog.

L6917	1967	.....	11.99 ea
L6919	1969	.....	11.99 ea

**New!**



L2162



MP107

## 1962-76 Wiring Diagrams

Reprints of the wiring diagrams covering classic, lights, and general wiring information. A must when replacing or working on your Chevy II/Novas wiring.

MP101	1962	.....	9.99 ea
MP102	1963	.....	9.99 ea
MP103	1964	.....	9.99 ea
MP104	1965	.....	9.99 ea
MP105	1966	.....	9.99 ea
MP106	1967	.....	9.99 ea
MP107	1968	.....	9.99 ea
MP108	1969	.....	9.99 ea
MP109	1970	.....	9.99 ea
MP162	1971	.....	9.99 ea
MP172	1972	.....	9.99 ea
MP173	1973	.....	9.99 ea
L3475	1975	.....	7.99 ea
L3476	1976	.....	7.99 ea



## 1969-71 New Car Accessory Price List

What makes interesting reading and gives you valuable information on what the options and accessories were back when these cars were new? The accessory price list does! Each reprinted version contains great and interesting information on just what the factory charged for each option or accessory. You may be surprised how inexpensive the original optional items were, and what there going for now in the used marketplace. We offer these price lists for the following years and models:

<b>Chevy II</b>			
DC514	1963	accessory list	7.99 ea
DC513	1964	accessory list	7.99 ea
DC948	1964	new car retail price book	7.99 ea
DC515	1965	new car access price list	7.99 ea
DC947	1965	new car retail price book	7.99 ea
DC512	1966	new car access price list	7.99 ea
DC946	1966	new car retail price book	7.99 ea
DC511	1967	accessory price list	7.99 ea
DC508	1968	accessory price list	7.99 ea
<b>Nova</b>			
DC509	1969	accessory price list	7.99 ea
DC496	1969	base/accessory price list	7.99 ea
DC510	1970	base/accessory price list	7.99 ea
DC951	1971	retail price list	7.99 ea




L2173

## 1962-79 MSRP Guide

This folder includes the body styles available in all lines of General Motors passenger cars, with suggested retail prices. It also includes principal dimensions and specifications and information on the availability and suggested retail delivered prices of some of the factory installed optional equipment and accessories. These passenger car prices are the manufacturer's suggested retail prices, including reimbursement for federal excise tax and suggested dealer delivery and handling charge. These prices do not include destination charges, optional equipment and accessories, or state and local taxes.

L2162	1962	.....	4.99 ea
L2168	1968	.....	4.99 ea
L2169	1969	.....	4.99 ea
L2170	1970	.....	4.99 ea
L2173	1973	.....	4.99 ea
L2174	1974	.....	4.99 ea
L2175	1975	.....	4.99 ea
L2176	1976	.....	4.99 ea
L2177	1977	.....	4.99 ea
L2178	1978	.....	4.99 ea
L2179	1979	.....	4.99 ea


## Automotive Literature



L322



L323



L324

## 1964-69 Illustrated Facts Manual



Includes great information on stripping, emblems, security features, interior styles, and more! Get information on engine specifications and facts pertaining to each specific year. Great reading!

L322	1964	9.99 ea
L323	1966	9.99 ea
L324	1967	9.99 ea
L325	1968	9.99 ea
L326IL	1969	9.99 ea



L1939A



L1948A



L1955A



L1973A

## Accessories Parts Price List




Ever wonder what the original prices were on those options that your Chevrolet car or truck was originally equipped with? These accessory price lists were printed when the vehicles were new. Information on each option and the prices associated with the option. Everything from the most common to the most rare of options are included in these car and truck price books. You'll be amazed at the prices! Makes for interesting reading.

L1936A	1936	4.99 ea
L1937A	1937	4.99 ea
L1938A	1938	4.99 ea
L1939A	1939	4.99 ea
L1940A	1940	4.99 ea
L1941A	1941	4.99 ea
L1942A	1942	4.99 ea
L1946A	1946	4.99 ea
L1947A	1947	6.99 ea
L1948A	1948	4.99 ea
L1949A	1949	6.99 ea
L1950A	1950	6.99 ea
L1951A	1951	6.99 ea
L1952A	1952	6.99 ea
L1953A	1953	4.99 ea
L1954A	1954	6.99 ea
L1955A	1955	4.99 ea
L1956A	1956	4.99 ea
L1957A	1957	4.99 ea
L1958A	1958	4.99 ea
L1959A	1959	6.99 ea
L1960A	1960	6.99 ea
L1961A	1961	6.99 ea
L1962A	1962	6.99 ea
L1963A	1963	4.99 ea
L1964A	1964	4.99 ea
L1965A	1965	4.99 ea
L1966A	1966	4.99 ea
L1967A	1967	4.99 ea
L1968A	1968	4.99 ea
L1969A	1969	4.99 ea
L1970A	1970	4.99 ea
L1971A	1971	4.99 ea
L1972A	1972	4.99 ea
L1973A	1973	4.99 ea

## 1968-79 Chevy Nova Interchange Manual

Want to keep your Nova running in mint condition but can't find original replacement parts? This Nova Interchange Manual: 1968-1979 solves the problem. Designed for collectors, repairers and restorers, this specialized manual lists



interchangeable part information on every Nova made between 1968-1979. It puts a stop to dead end part searches and high priced replacements. This book saves you time, hassle and money. Use this manual to make part identifications a snap with enhanced images of wheels, wheel covers and front ends. It includes a handy part type chart for quick reference. It even shows you how to use the Interchange Manual to identify the full range of original replacement parts. Softbound, 298 pages, 8-1/2" x 11".

The Interchange Manual gives you more choices. It will tell you that:

- The engine from a 1975 Buick Apollo interchanges with a 1973 Nova.
- The intake manifold from a 1985 GMC Van fits a 1976 Nova.
- The steering gear from a 1980 Skyhawk interchanges with a 1968 Nova.

Use the manual to:

- Save time and money on replacement parts by knowing all the interchangeable options available.
- Track down hard-to-find original wheels and wheel covers.
- Verify bumpers, grilles, hoods and lamps, using front end images.
- Check part specifications on any Nova made between 1968-1979.
- Identify exactly the right part to keep your car in original condition - by accessing detail-rich listings and Interchange numbers.

The Nova Interchange Manual: 1968-79 is standard equipment for every Nova owner. Use it to identify exactly the parts you need, at a price you can afford, in a fraction of the time. It's a small investment with a big payoff.


L912 ..... 49.99 ea

## Chevy II, Nova &amp; SS 1962-1974

Covers the 350 SS, 396 SS, 427 SS Sports Coupe, L88 and V8 Wagon. The Chevy II/

Nova was transformed from economical compacts to dragstrip terrors with the addition of a powerful V8. This book truly offers the Chevy II/Nova enthusiast some of the most exciting information around! Softbound, 8-1/2" x 11", 140 pages, 300 black and white illustrations.

L709 ..... 35.99 ea




# Engine Manuals

## Rebuilding the Small-Block Chevy Step-by-Step Videobook

Rebuilding the Small-Block Chevy: Step by Step Videobook is a quality, step-by-step Workbook Book and DVD combination that shows you how to build a street or racing small-block Chevy in your own garage. The DVD includes more than two hours of coverage showing in detail all the procedures that the book describes. The DVD is filmed in a bright, well-lit studio that really brings out the detail of the engine building process.

Detailed sections show how to disassemble a used engine, inspect for signs of damage, select replacement parts, buy machine work, check critical component fit, and much more! The DVD takes a trip to the machine shop and shows the viewer the entire process. Performance mods and upgrades are discussed along the way, so the book and DVD combo meets the needs of all enthusiasts, from restorers to hot rodders. This rare instructional combination package is a must-have for every small block Chevy fan. This is a step-by-step Workbook Book and DVD combination that shows you how to build a street or racing small block Chevy. Detailed sections show how to disassemble a used engine, inspect for signs of damage, select replacement parts, check critical component fit and much more! 160 pages, 8-1/2" x 11". Paperback, 650 color photos.


L6611 ..... 42.99 ea



## How to Build Chevy Small-Blocks On A Budget

Know the ins and outs of building serious horsepower small block Chevy engines on a budget. Included are details of factory part numbers, easy do-it-yourself cylinder head modifications, inexpensive but effective aftermarket parts, etc. 144 pages, 300 b/w illus.


L857 ..... 29.99 ea



## How to Rebuild the Small-Block

This book covers virtually every small block engine. Includes easy step-by-step approach, helps avoid costly and time consuming mistakes, select the right parts, master mechanical tips and the ins and outs of quality machine work. Softbound, 146 pages, 100 illustrations.

L278 ..... 29.99 ea



## How to Rebuild the Small-Block

This is an excellent book that will give you great information on rebuilding your small block engine. You'll get some of the greatest information on all procedures required to bring your Chevy engine back to its original condition. How to remove the engine, inspect for wear, strip, recondition, assemble, install and tune up. Softbound, 8-1/2" x 11" 168 pages, 416 illustrations.

L20 ..... 29.99 ea



## Small-Block Interchange

Cataloging all 1968 to 2000 small block Chevy engines, this manual includes more than 25,000 part numbers, specs, dates and technical details on engine blocks, heads, valves, crankshafts, camshafts, pistons, manifolds, ignition systems, emission systems and more. Softbound, 176 pages.

L1024 ..... 27.99 ea

**New!**

## Chevy Big-Blocks — How to Build Max Performance on a Budget

The How to Build Max-Performance Chevy Big-Blocks on a Budget, takes big block Chevy engine building to the next level and shows how to build these extreme high-performance engines without breaking the bank. It goes well beyond basic performance techniques and delves into exceptional detail on each component of the engine. It shows you how to build the ultimate big blocks for the street, engines that are up to 850 HP on 91 octane pump gas, which is a monumental achievement. Softcover, 8-1/2" x 11", 144 pages.

L1494 ..... 29.99 ea



## Chevy Big-Block Engine Parts Interchange

Chevy Big-Block Engine Parts Interchange covers every aspect of the Chevy big-block engine. By the time you're finished with this book, you'll be extremely acquainted with the inner workings of the engine and its components. This reference manual lets you create entirely unique Chevy big block engines with strokes, bores, and power outputs never seen in factory configurations. Also included is real world expert guidance on aftermarket performance parts and even turn-key crate motors. It is a comprehensive guide for your period correct restoration or performance build. Paperback, 144 pages, 8-1/2" x 11".

L1420 ..... 29.99 ea



## Chevy Monster Big Blocks

The golden age for American engines must be from the mid-1950's when the small block Chevy made its debut — to the early 1970's when emission controls brought an end to the muscle car era. The three major manufacturers — GM, Ford, and Chrysler each supported at least one big block and one small block engine during this period which subsequently went on to become legends. Softbound, 132 pages.

L990 ..... 19.99 ea



## How to Rebuild Your Big-Block

Comprehensive book giving excellent information on how to remove engine, tear down and inspect for wear, recondition, assemble and install. How to identify each part. Includes casting numbers and specifications. Covers all years of passenger cars and trucks. 396, 400, 402, 427, and 454. 160 pages, 400 photos.


L41 ..... 29.99 ea



## Big-Block Chevy Builds

This step-by-step guide to big block Chevy engine builds covers everything from low budget engine projects for mild street performance, to all-out race motors for drag strip action. Bolt-on modifications, engine block prep, cylinder heads, intake and exhaust systems, dyno-tested combinations and more. 8-1/2" x 10-7/8", 192 pages.

L1484 ..... 29.99 ea



## How to HOTROD

### Big-block

Full coverage is included to show and explain what it takes to blueprint an engine to the exact specifications which will provide the best performance. Lots of photos and illustrations will help make your task easier. Softbound, 162 pages, 8-1/2" x 11".

L75 ..... 29.99 ea



# Engine Manuals



## Chevrolet Engine Book

This book covers bolt-ons, tuning tips and power secrets for the engines of the 60's and 70's. Book includes 180 illustrations in 100 pages and will give you the information you always wanted to know about Chevrolet small block and big block engines.


L351 ..... 23.99 ea



## Souping the Stock Engine

Reprint of the 1950 classic, this true hotrodder's guidebook provides effective methods for tuning all types of stock engines from the conservative road car to full race capability. Includes: engine performance, stock engine characteristics, and basic planning for modifications.

L2051 ..... 19.99 ea



## Chevy Engine Overhaul Manual

This Haynes manual includes information on engine identification, tools and equipment, diagnosis, cylinder head servicing, engine removal and installation, step-by-step procedures, tips from professionals, performance and economy modifications and more! Softbound. Approximately 275 pages.

L565 ..... 29.99 ea

## How To Rebuild & Modify Chevy 348/409 Engines

Chevy's "W-series" 348 and 409 became legends on the street, and the track. While these engines enjoyed pop culture status in the early 1960's, the later Mark IV Chevy big blocks overshadowed these W-engines by the end of the decade. This book provides instruction for rebuilding a stock W-engine as well as directions for a sound performance build. Learn how to select a strong, clean block, the best heads and camshaft, and increase the compression ratio. All options are examined. From mild to wild, from stock to modified, the book covers everything you need to know about the legendary 348-409 engines. Softbound, 8-1/2" x 11", 144 pages, 400 color photos.

L1403 ..... 26.99 ea

## How To Rebuild Chevy LT1/LT4

Step-by-step procedures on how to rebuild your Gen II small block back to factory, smog legal specifications. Sections covered include disassembly, cleaning and inspection, reconditioning the block, crank, pistons and rods, cylinder head reconditioning, gaskets and seals, balancing, engine installation, casting numbers and much more. 8-1/2" x 10-7/8", 192 pages.

L1393 ..... 29.99 ea



## LS1 Engine Installation

This useful publication provides general information on components and procedures that can be extremely useful when installing or servicing LS1 engines. Topics include installation notes, support systems, electronic engine controls, recommended accessories, parts lists and engine specs. Softbound, 36 pages.

G11810 ..... 19.99 ea

## How to Use and Upgrade to GM Gen III LS-Series Powertrain Control Systems

The technology concerning engine swaps in the past used to be limited to whether to stick with the points style ignition, or go electronic. However, these days, you need to be a computer technician to address the level of technology involved in modern powertrain control systems. GM's Gen III powertrain control system is one such system that has, along with the introduction of the LS Series engine, has taken the aftermarket industry by storm. However, to take full advantage of your Gen III controlled engine, this is the book for you. In How to Use and Upgrade to GM Gen III LS Series Powertrain Control Systems, the benefits, advantages and nuances of this robust and efficient control system are thoroughly examined. Also, this book can be helpful in understanding and upgrading your Gen III controlled

LT1/LT4, Paperback, 144 pages, 8-1/2" x 11".

L1568 ..... 29.99 ea

## Building The Chevy LS Engine

This engine rebuilding and modification guide includes sections on history engine specs, disassembly, cylinder block and bottom end reconditioning, cylinder heads and valvetrain reconditioning, balancing step-by-step engine assembly, torque values, and OEM part numbers.

L1559 ..... 29.99 ea

## Chevy LS Engine

### Conversion Handbook

This guide walks you through the process of installing GM's popular LSx series small block engine into just about any vehicle. Includes: an overview of the GM LSx series engine, technical details on swapping transmissions, drivetrain, fuel system, wiring and ECU, exhaust & installation.

L1566 ..... 29.99 ea

## How To Swap GM LS Engines

Complete specs, and detailed information so you can select and fit an LS engine. A section on mounting kits, explaining how to install these engines into a variety of cars using readily available motor mount kits, universal engine mounts, or fabricated mounts. 144 pages, softbound.

L1021 ..... 29.99 ea

## Chevy LS1/LS6 Performance

A complete performance guide for Chevy's newest generation LS1 and LS6 small block Chevy engines. Includes: sections on bolt-ons, cylinder heads, intake manifolds, camshafts and valve train, fuel-injection, block-prep. final assembly, exhaust and forced induction. 192 pages, 8-1/2" x 11".

L1407 ..... 29.99 ea

## Chevy LS1/LS6 V-8s

Covered is everything you need to know about these engines, including the difficult engine removal and installation, simple engine bolt-ons, electronic controls for the Generation III engine and detailed engine builds at four different power levels. 160 pages, 600 b/w photos.

L862 ..... 29.99 ea

## How to Rebuild LS Engines

This book details and highlights special components, tools, and other accessories needed to get the job done right. Appendices are packed full of valuable reference information, and the book includes a Work Along Sheet to help you record vital statistics and measurements along the way. 8-1/2" x 11", 152 pages, 600 color photos, softbound.

L975 ..... 29.99 ea



## Carburetor Manuals

### Holley Carburetor How To Rebuild

You often need to replace gaskets, wear parts, and jets for the prevailing weather/altitude conditions or a different engine setup. This book details how to select parts then disassemble, assemble, and calibrate all of the major Holley carburetors. Softcover, 8-1/2" x 11", 144 pages.

L1280 ..... 29.99 ea

### Holley Carburetor Handbook

This handbook covers the fuel inlet system, idle system, main metering system, power system, accelerator pump system, secondary system, choke system, metering blocks, repair and adjustment and more! Softbound, 6" x 9", 80 pages.

L559 ..... 19.99 ea

### Holley Carburetor Manual

Information includes carburetor identification, basic trouble shooting, diagnostic checks for computer controlled carburetors, on-vehicle tuning and adjustments, step-by-step repair and overhaul, performance and economy modifications, professional tips and tricks along with over 340 step-by-step photos. Softbound, 220 pgs.

L564 ..... 29.99 ea

### David Vizard's How To Super Tune and Modify Holley Carburetors

Author Vizard explains the science, the function, and the tuning expertise required to get your Holley carburetor to perform its best for your performance application. This book guides you through the traditional 4150 Double Pump, Dominator, and 4160 vacuum secondary models, as well as all the recent releases from Holley, including the Ultra Street Avenge and Ultra HP Series Carbs. Paperback, 144 pages, 8-1/2" x 11".

L9658 ..... 29.99 ea

### Rochester Carburetors

Here's the definitive book on selecting, installing, tuning and modifying conventional and electronic Rochester's. Also details design, operation and performance modifications of current microcomputer controlled models. Includes comprehensive coverage of Quadrajt design and service from early to electronic models. Softbound, 176 pages.

L191 ..... 29.99 ea

### How to Build and Modify Quadrajt Carburetors

The book is a complete guide to selecting, rebuilding, and modifying the Q-Jet, aimed at both muscle car restorers and racers. It includes a guide to selecting and finding the right carb, instructions on how to rebuild the carb and extensive descriptions of high-performance modifications. 128 pages.

L202 ..... 29.99 ea

### Rochester Carburetor Manual

This manual includes detailed information on carburetor identification, basic trouble shooting, diagnostic checks for computer controlled carburetors, on-vehicle tuning and adjustments, step-by-step repair and overhaul, performance and economy modifications, professional tips and tricks along with over 340 photos. 200 pages.

L561 ..... 29.99 ea

### Carter/Edelbrock Carburetors

Contains photos, illustrations and diagrams, covering rebuilding, tuning and modifying Carter and Edelbrock carburetors. Also features history on the Carter company as well as the development of the AFB and the AVS since the purchase by Edelbrock. Softbound, 136 pgs, 8-1/2" x 11".

L433 ..... 26.99 ea

## Transmission Manuals

### GM Turbo 400 Transmissions

Automotive technical author Cliff Ruggles guides you through the complex rebuild procedure of GM's popular rear wheel drive automatic transmission. With his proven style, Ruggles goes through the step-by-step rebuild and performance upgrade procedures in a series of full color photos. He includes instruction on removal and installation, tear down procedures, parts inspection and replacement, as well as performance mods and shift kit installation. Time saving tips are part of every build-up as well. Paperback, 8-1/2" x 11", 144 pages with 563 color photos.

L1322 ..... 29.99 ea

### Muncie 4-Speed Transmissions

This is an indispensable reference to Muncie 4-speeds that guides you through each crucial stage of the rebuild process. Comprehensive ID information is provided, so you can positively identify the cases, shafts, and related parts. It discusses available models, parts options, and gearbox cases. Most important, it shows how to completely disassemble the gearbox, identify wear and damage, select the best parts, and complete the rebuild. Various high-performance and racing setups are also shown, including essential modifications, gun drilling the shafts, cutting down the gears to remove weight, and achieving race-specific clearances. Paperback, 8-1/2" x 11", 144 pages.

L1291 ..... 29.99 ea

### How to Rebuild & Modify GM TH400 Transmissions

Millions of GM cars and trucks have been built with Turbo 400 automatic transmissions. This book takes readers step-by-step through the complex transmission rebuild procedure as an performance upgrade procedures with a series of full color photos for each of these models. Softbound, 144 pages, 8-1/2" x 11".

L1413 ..... 29.99 ea

### Powerglide Transmission

This complete guide to the Powerglide covers it all from a stock rebuild to an all-out race unit. Subjects covered include general transmission service, basic operation, in-car service and repairs, final assembly and much more. Includes 500 photos. 8-1/2" x 11".

L242 ..... 29.99 ea

### GM Automatic Transmission Overhaul Manual

The TH200R4, 350, 400 and 700R4 automatic transmissions are covered with complete overhaul photo sequences. Also covered are theory of operation, in-vehicle repairs and performance modifications. Softbound, 8-1/4" x 10-3/4", 240 pages, 576 black and white illustrations.

L743 ..... 29.99 ea

### Turbo Hydra-Matic 350

Clear, concise text leads you through every step of the rebuild, from transmission removal, tear down and inspection to assembly and installation. Also covers transmission identification, principles of operation and maintenance, troubleshooting and in car repairs. 8-1/2" x 11", 256 pages.

L160 ..... 29.99 ea

### GM Automatic Overdrive Transmission Builders and Swapper's Guide

This book includes information about high-performance modifications, both from the factory and the aftermarket. It also covers common installation issues such as mounting, shifters and linkages, wiring harnesses and more. 128 pages, softbound.

L996 ..... 29.99 ea

## Drivetrain Manuals

## High-Perf Differentials, Axles &amp; Drivelines

Everything you need to know about selecting the most desirable gear ratio, rebuilding differentials and other driveline components and most importantly, matching the correct driveline components to engine power output. Learn how to setup a limited-slip differential, install high-performance axle shafts, swap out differential gears and select the best available products for the driveline. Explains rear differential basics, rear differential housings, rebuilding open rear differentials, limited slip differentials and factory differentials. 516bd, 8-1/2" x 11", 144 pages.

L1063 ..... 29.99 ea

## Chevy Differentials: How To Build The 10 and 12 Bolt

Maybe you have found a salvage yard unit and want to rebuild it to upgrade your existing vehicle or would like to install an aftermarket 12 bolt assembly for extreme performance or racing. This is the only book dedicated solely to rebuilding, setting up, and modifying these axle assemblies for long service life and maximum performance. If you're going to rebuild a Chevy 10- or 12 bolt axle, this book delivers the essential information to get the job done right. Softcover, 8-1/2" x 11", 144 pages.

L1287 ..... 29.99 ea

## Brake Guides



## Muscle Car Brake Upgrades: How To Design, Select and Install

Arguably the only book dedicated exclusively to muscle car brake performance, veteran author Todd Ryden shows readers how to select brake systems for various applications and different budgets. The book covers system design, operation, and component functioning so you have a clear understanding of all this principles. You'll learn how to assess brake system requirements and select brake system kits for many popular muscle car applications from aftermarket brake leaders including Baer, Wilwood, and CPP. Paperback, 144 pages, 8-1/2" x 11".

L1574 ..... 29.99 ea



## High-Perf Brake Systems: Design, Selection, &amp; Installation

A great deal of time, effort, and money can be invested in raising the horsepower level, thus increasing the speed potential, and very little invested in bringing all of that power under control in the form of an upgraded braking system. Granted, brakes can be intimidating, however, *High-Performance Brake Systems: Design, Selection, and Installation* gives you the knowledge to upgrade your brakes the right way the first time. You'll learn how to choose and install the most effective rotors, calipers, pads, and tires for your muscle car or classic vehicle. Paperback, 144 pages, 8-1/2" x 11".

L1580 ..... 26.99 ea

## Exhaust Guides

## Performance Exhaust Systems

To extract maximum performance, an engine needs an efficient, well-designed, and properly tuned exhaust system. This book explains exhaust system principles, function, and components. Includes how to design, fabricate, and fit exhaust systems to classic street cars as well as for special and racing applications. Air/exhaust gas flow dynamics, cam duration and overlap are analyzed to determine how an engine breathes in air/fuel, as the exhaust must efficiently manage this burned mixture. Paperback, 8-1/2" x 11", 144 pages with 577 color photos.

SA277 ..... 26.99 ea

## Automotive DVD

## Differential Rebuilding DVD

Watch nine of the most popular differential rebuilds all in one DVD! Covered in detail is disassembly, inspection and the setup procedures for achieving a good pattern. You'll learn the different setup techniques for each unit and see the results as each shim is changed. The rebuilding and ring and pinion installation basics covered in the DVD are universal to all differentials. Approx. 120 minutes.

16160

31.99 ea



CCR04



CCR05



CCR06

## Chop Cut Rebuild Season DVDs


Join host Dan Woods on a journey to some of Southern California's most renowned restoration and build facilities.

**Season 4:** A 1964 Impala and a Bricklin SV-1.

**Season 5:** The first is a 1953 Chevy Pickup. The second is a 1970 Plymouth 'Cuda.

**Season 6:** A 1969 Yenko tribute and a 1940 Mercury coupe.

CCR04 season 4 ..... 12.99 ea  
CCR05 season 5 ..... 12.99 ea  
CCR06 season 6 ..... 12.99 ea



43006



43007



430100

## Give the Gift of Knowledge, KNOWLEDGE IS HORSEPOWER!

A few words from professional engine and car builder, Arron Johnson: "My 'Power Building Video Series' will teach you how to get a combination of carefully matched, properly tuned, horsepower pumping parts that all work together to turn your ride into a mean machine! I explain everything in simple to understand, plain English so just about everyone can understand what I'm talking about. Topics such as engine blocks, machining, cranks, rods, pistons, compression ratios, camshafts, lifters, rocker arms, heads, porting, intake manifolds, headers, carburetion, superchargers, nitrous systems, ignition systems, tuning, gearing, transmissions, torque converters and even down to which oil works the best are covered!"

## Six DVD "Power Pack"

430100 Power Building Power Pack - 6 episodes included in set 159.99 set  
Individual "Power Pack" Episodes

## These are included in part #430100


43006 Engine Building - 3 DVDs, 5 hours ..... 34.99 set  
DCARB Performance Carburetor - 2 DVDs, 3.5 hours ..... 29.99 set  
DSUPR Superchargers - 2 DVDs, 3 hours ..... 29.99 set  
DNIT Nitrous Oxide - 2 DVDs, 3.5 hours ..... 29.99 set  
DRTAS Rotating Assemblies - 2 DVDs, 4 hours ..... 29.99 set  
DHVP Heads, Porting and Valvetrains - 3 DVDs, 5 hours ..... 34.99 set

## Additional episode not included in the "Power Pack"

43007 Performance Engines & Strokers - 5 DVDs, 10 hours ..... 44.99 set



## Fuel Injection Manuals



### Performance Fuel Injection Systems

This practical guide walks you through the process of modifying and tuning modern electronic fuel injection systems. Presenting plenty of foundational information, you're taken on a journey that includes wiring, fuel systems, sensors, and different types of ignition systems — all geared towards building a basic understanding of fuel injection systems. The book also covers configuring a stand-alone engine management system and tuning for maximum power and drivability, and much more. Paperback, 160 pages, 8-1/2" x 10-7/8".

L1569 ..... 29.99 ea

### Designing And Tuning High-Perf Fuel Injection Systems

This book goes in-depth on the combustion basics of fuel injection as well as benefits and limitations of stand-alone. Includes glossary and a special resources guide with stand-alone manufacturers and test equipment manufacturers. Softbound, 128 pages, 8-1/2" x 11".

L1062 ..... 29.99 ea

### Street Supercharging

This book will give information regarding all facts of supercharging, including how to install blowers, buying a kit, rebuilding manifolds, blower drives, carburetion and accessories. Softbound, 8-1/2" x 11", 128 pages.

L211 ..... 26.99 ea

### Turbocharging


A detailed, comprehensive handbook on the theory and application of turbocharging for street and high-performance use. Covers all types of domestic, import cars, trucks and RVs. Includes detailed sections on theory, types of turbocharging components, engine considerations and aftermarket applications. Softbound, 8-1/2" x 10-7/8", 192 pages.

L317 ..... 29.99 ea

### Turbochargers

How to select and install the correct turbo for big or small horsepower gains, turbo design, sizing and matching. Improve the performance of your engine by simply getting the right information. Covers all aspects of turbocharging and includes turbo suppliers list. Softbound, 8-1/2" x 11", 160 pages.

L185 ..... 29.99 ea



### TURBO Real World High-Performance Turbocharger Systems

Author Jay Miller uses more than 300 photos and the perfect blend of technical and common sense information to help you build boost fast and make more horsepower and torque. He discusses the various components of a turbocharger and explains how to decode complicated turbocharger model numbers, compressor maps, and other specs. If you run into problems with your turbo system, there's also a detailed chapter on failure analysis to help you figure out what went wrong and how to fix it. Softbound, 8-1/2" x 11", 160 pages.


L978 ..... 29.99 ea

## Wiring Manuals

### Automotive Electrical Manual

The manual features comprehensive information which covers basic electrical fundamentals, trouble shooting and repair for both foreign and domestic vehicles. Includes engine starting and charging systems, lights, gauges and more! Softbound, 242 pages.

L575 ..... 29.99 ea



### Auto Electrical Handbook

Learn about basic electrical theory, how various electrical works and drawing circuit diagrams. Includes tips on electrical test equipment and troubleshooting electrical circuits. 350 photos, drawings and diagrams. Softbound, 157 pages.

L187 ..... 29.99 ea



### How To Diagnose and Repair Automotive Electrical Systems

Details the various tools, such as multi-meters and test lights, that can be used to evaluate and troubleshoot any vehicle's electrical system. Several hands-on projects take readers on a guided tour of their vehicle's electrical system and demonstrate how to fix specific problems. Paperback, 160 pages, 8-5/16" x 10-5/8".

L2090 ..... 27.99 ea



### Automotive Wiring & Electrical

The basics of electrical principles, including voltage, amperage, resistance and Ohm's law, are revealed in clear and concise detail, so the enthusiast understands what these mean in the construction and repair of automotive electrical circuits. 8-1/2" x 11", 144 pages, 350 photos.

L1019 ..... 29.99 ea



### Automotive Wiring A Practical Guide to Wiring Your Hot Rod or Custom Car

The book includes numerous charts showing typical configurations and suggested installation. A troubleshooting section lends a hand in tracking down the inevitable problems that can arise. Paperback, 144 pages, 8-1/4" x 10-5/8".


L39923 ..... 26.99 ea



### Custom Auto Wiring & Electrical

This indispensable guide to high performance and OEM automotive electrical systems covers electrical theory, wiring techniques and equipment, custom wiring harnesses for racing, hot rods and restorations, premade wiring harnesses, special electrical systems (navigational, audio, video), troubleshooting common electrical problems, dashboards and instrument and trailer wiring. Softbound, 8-1/4" x 5-1/4", 192 pages.

L1056 ..... 29.99 ea



### Automotive Wiring & Electrical

Countless collector car owners are skilled at performing mechanical work, but for many of them, electrical work seems like a mystery, too complicated and too confusing. However, electrical upgrades are absolutely essential for a high-performance classic car or a modified car to perform at its best. In this revised edition brilliant color photos and explanatory step-by-step captions detail the installation of the most popular, functional, and beneficial upgrades for enthusiasts of varying skill levels. Just a few of the projects included are: maximizing performance of electric fans; installing electronic gauges; upgrading charging systems; and installing a complete aftermarket wiring harness, which is no small task. Each face is covered in amazing detail. Paperback, 8-1/2" x 11", 144 pages with 394 color photos.

L1323 ..... 29.99 ea

## Fabrication

## Weld Like a Pro

**New!**  
Welding is an art and skill that's essential for automotive fabrication, repair, and vehicle upgrades. It is also an important skill for countless household projects and industries. Not only will you learn these basic skills, but you'll also learn advanced welding techniques as well as with the use of aluminum, titanium, magnesium, stainless steel, and other specialty materials. Paperback, 144 pages, 8-1/2" x 11".

L1570 ..... 29.99 ea

## Automotive Machining

**New!**  
Machining is an essential part of high-performance engine building and stock rebuilding, as well as certain servicing procedures. Whether you're an enthusiast engine builder or prospective machining student who wants to pursue a career as an automotive machinist, this book will provide insight and in-depth instruction for performing the most common and important machining procedures. Paperback, 8-1/2" x 11", 176 pgs. L1284 ..... 32.99 ea

## The Welder's Handbook

Excellent handbook detailing all common and not so common techniques of welding. Oxyacetylene welding and cutting, brazing and soldering. Also includes how to weld stainless steel, aluminum, magnesium and titanium. Softbound, 8-1/2" x 11". L144 ..... 29.99 ea

## Welding Manual

This Haynes Techbook covers gas (oxyacetylene), arc, MIG and TIG welding. Soldering and flame cutting are also covered. Techniques are discussed as they relate to automotive and workshop repair. Information on selecting equipment is also included. Sfbnd, 176 pages, 8-1/2" x 11". L388 ..... 29.99 ea



## Media Blasting &amp; Metal Preparation: A Complete Guide

When it comes to bodywork and painting, one aspect that's overlooked is proper metal preparation. However, there's more to a great paint job than sanding and shooting. Without proper metal preparation, the paint finish can end up full of imperfections; bubbles from underneath, or simply won't last, no matter how expensive the materials were. In Media Blasting & Metal Preparation: A Complete Guide, restoration expert and veteran author Matt Joseph gives you all the tools you need to expertly prepare your vehicle for the next stages of restoration. Short cutting the process will only cost you precious time. This book provides all you need to know for a successful and long-lasting restoration. Paperback, 144 pages, 8-1/2" x 11". L1575 ..... 29.99 ea



## Metal Fabricator's Handbook

This excellent how-to guide concentrates on race and custom cars. Covers everything from adding a hood scoop or fender flares, to building complete cars. Includes a tremendous amount of useful information. 8-1/2" x 11", 176 pages, paperback, 560 illustrations. L142 ..... 29.99 ea

## Sheet Metal Handbook

Detailed information on how to form and shape metal for competition, custom or restoration use. Chapters include hammer forming tools, terms and equipment, riveting techniques, layout, design and pattern making. Softbound, 192 pages, 8-1/2" x 11". L243 ..... 29.99 ea

## Professional Sheet Metal Fabrication

**New!**  
Professional Sheet Metal Fabrication is the number one resource for sheet metal workers old and new. Dent repair and automotive patch panels fabrication are covered in detail. This is truly the most detailed enthusiast focused sheet metal how-to book on the market. Paperback, 304 pages, 8-1/4" x 10-5/8". L44927 ..... 39.99 ea

## Automotive Bodywork And Rust Repair

**New!**  
Whether you want to tackle a full restoration, or just want to save money by doing minor repairs yourself, Automotive Bodywork and Rust Repair is the book to get you through it. Softbound, 8-1/2" x 11", 160 pages. L1086 ..... 29.99 ea

## Fiberglass &amp; Composite Materials

This informative guide covers FRP materials, fibers and fiber forms, resins, gel coats, advanced techniques, building molds and pipes, structures and materials, health and safety, tools and shop equipment. Softbound, 154 pages, b/w illustrations. 8-1/2" x 11". L652 ..... 29.99 ea

## Fabricate Automotive Fiberglass &amp; Carbon Fiber Parts

**New!**  
Learn to fabricate and repair body and engine parts fabricated from fiberglass and composite materials (plastic molded or carbon fiber), in your own garage. Use glass mat, woven fiberglass cloth, carbon fiber cloth, and hybrid fabrics, correctly mix the typical resins (polyester, epoxy), hardeners, and gels. Use core materials such as wood, foam, and honeycomb Nomex, are to add strength to various parts. All the relevant tools, patterns, and materials are covered in detail. This book guides the reader through each critical stage. Softbound, 160 pages, 8-1/2" x 11". L1096 ..... 29.99 ea

## High Performance Fasteners &amp; Plumbing

**New!**  
High Performance Fasteners & Plumbing is a comprehensive guide that offers useful, practical information to help you choose the best fastener or plumbing solution for your project. Included are sections on types of fasteners, hose sizes, fittings, thread types and sizes, fuel shielding, brake, oil, coolant and fuel lines, routing techniques, clamping loads, stress, bolt stretch, and many other tips. Softbound, 8-1/4" x 5-1/4", 176 pages. L1053 ..... 24.99 ea

## Drag Race Chassis &amp; Suspension

Detailed information and photos on basic chassis design, how to set ride height, tubing construction, steering and axle housings, choosing gear ratios, transmission choices, bolt-on traction bars, 4-Link setups, ladder bars, anti-roll bars, steering, shocks, springs, brakes, wheels, tires, safety equipment and so much more! Softbound, 5-1/4" x 8-1/4", 160 pages. L1052 ..... 29.99 ea

## Chassis &amp; Suspension Handbook

First in a series of custom techniques and tips on all areas of building a street rod. Features designing and how-to procedures on building the chassis and suspension for all types of street rods. Paperback, 8-1/2" x 11", 192 pages. L248 ..... 29.99 ea

## How To Make Your Muscle Car Handle

This book defines, explores, and reviews the complete suspension system, and teaches you how to choose your upgrades for maximum effectiveness. Softbound, 8-1/2" x 11", 144 pages, 328 color photos. L2724 ..... 26.99 ea

## Paint & Body Manuals

### How To Paint Your Car

This book reveals the techniques and technology behind automotive painting through 250 color photos, detailed captions and text. You'll get the most up-to-date information about paint chemistry, the tools of the trade and safety gear for every automotive painter must know. The book covers, in step-by-step detail, how to properly prepare your car for paint, including bodywork, surface preparation and masking. 160 pages, softbound.

L3159 ..... 29.99 ea



### Paint Your Car On A Budget

This book unveils dozens of secrets that will help anyone paint their own car. This book covers everything you need to know to get a great looking coat of paint on your car and save lots of money in the process. 128 pages, 8-1/2" x 11", 800 color photos.

L917 ..... 29.99 ea



### How to Paint Your Car

This book reveals the techniques and technology behind automotive painting through 250 color photos, detailed captions and text. You'll get the most up-to-date information about paint chemistry, the tools of the trade and safety gear for every automotive painter must know. 160 pages, softbound.

L3159 ..... 29.99 ea



### Pro Paint & Body

This is a revised and updated edition of one of the bestselling paint handbooks in the industry. It also has sections on hammer and dolly, paintless dent removal, patching panels, spray guns and compressors, paint prep, shooting paint, color sanding, plastic bumper repair, and custom paint tips and tricks. Paperback, 160 pages, 8-1/2" x 10-7/8".

L1573 ..... 29.99 ea



## Interior Manuals

### Auto Upholstery & Interiors

A guide to performing basic upholstery and interior repairs on all kinds of automobiles written expressly for the home enthusiast. Includes helpful guides on how to replace headliners, lay carpet, repair dashboards, reupholster seat frames and more. Softbound, 8" x 10", 160 pages.

L1265 ..... 29.99 ea



### Custom Auto Interiors

More than 800 color photographs capture every detail you'll need to create your own exciting and award-winning custom interiors. Precise step-by-step instructions show you how to turn out completely professional custom interiors. This is an advanced level book. 192 pages, 8-1/2" x 11".

L740 ..... 26.99 ea



### Automotive Upholstery

After disassembling and gutting your car, it is easy to feel that you're in way over your head when it comes to the upholstery. Every photo in this book provides a hands-on approach that shows you how to repair and restore a car's interior to concours, show quality specifications. Paperback, 8-1/2" x 11", 192 pages.

L1288 ..... 32.99 ea



### Automotive Upholstery

Author teaches you how to sew like an expert and avoid costly mistakes. Learn to recover and build seats, make cushions and carpets. Materials are described with specific recommendations for vinyl, cloth, leather, Nimbus, panel board, etc. 230 pages, 8-1/2" x 11", 550 b/w photos.

L378 ..... 22.99 ea




## Automotive Literature

### Tales Of A Motion Performance Muscle Car Builder

It was a driver's dream: Along with the full factory warranty, your car came with a guarantee of 11.5 second quarter mile times. It was Joel Rosen's dream, and in 1964, he set out to make it a reality. First he built fast cars. Then, taking a page from Ford's "win on Sunday, sell on Monday" strategy, he built a reputation by beating all comers on drag strips and in street races. Brilliantly illustrated with period pictures and modern color photos, the book takes readers along as Cobras, Chevrolets, Oldsmobiles, even Volkswagen Beetles roll into the shop to get torn down and rebuilt into cars unbeatable on the streets and drag strips. Marty Schorr gives a first hand account of seven years of high-performance life and of how it all came to a screeching halt at the hands of the U.S. Department of Transportation and the Environmental Protection Agency. Paperback, 176 pages, 11" x 9".

L2725 ..... 24.99 ea



### 1001 Muscle Car Facts

There are 1001 well researched muscle car facts in this book that even some of the most esteemed experts would be surprised to learn. Covered are all the popular GM makes including Chevy, Buick, Oldsmobile and Pontiac, Ford and Mercury cars, Chrysler, Plymouth and Dodge cars, and even facts about AMC and Studebaker as well. Fans of these collectible cars will appreciate the technical and entertaining information shared on every page about all of the great American muscle cars. Paperback, 6" x 9", 416 pages, 110 b/w photos.


L1310 ..... 26.99 ea



### 1955-75 Chevrolet by the numbers

Chevrolet by the numbers is the only authoritative reference for identifying and verifying the correct Chevrolet parts by casting number, for your exact model. Author Alan Colvin documented every casting number for every V8 Chevrolet engine and drivetrain part from 1955 through 1975, using original source material from Chevrolet's archives, including engineering blueprints, technical service bulletins and build sheets. Every engine is covered from the ultra-rare, high-performance aluminum 427 for the ZL-1, to the common 283 found in Impala station wagons. All engine blocks, cylinder heads, pistons, connecting rods, crankshafts, camshafts, manifolds and more, are listed. If you want to know the original parts for your Chevrolet drivetrain, not what will interchange or fit, but the correct part that came with your car when it rolled off the assembly line, Chevrolet by the numbers has the answer. Softbound, 8-3/8" x 11".


L508 1955-59 230 pages, 700 b/w illustrations ..... 49.99 ea  
L509 1960-64 291 pages, over 200 b/w & illustrations ..... 49.99 ea  
L510 1965-69 335 pages, 398 illustrations ..... 49.99 ea  
L511 1970-75 295 pages, 250 illustrations ..... 49.99 ea



### Motorama GM's Legendary Show & Cars

Motorama expert and experienced author David Temple has comprehensively researched the show, the cars, and the personalities to create a fascinating new story with many new photos of these magnificent cars. Within the pages of this volume, you get to relive this glorious era of automotive history and revisit the advanced show cars that inspired so many new models. This book features fascinating period photography of Motorama cars at the show, in development, and at different locations. No other automotive show rivaled the Motorama for stunning productions and awe-inspiring cars, which makes this a must-have book. Hardback 8-1/2" x 11" with 208 pages.

L1307 ..... 39.99 ea



# Automotive Literature

## The Yenko Era


This book by Yenko family friend Mark Gillespie sheds new light on the life and times of legendary racer, car dealer and car builder, Don Yenko. The small buildings that stand today where the Yenko plant once built cars so proud that a small operation can have a huge impact with Yenko changing the business of cars and racing forever. Family photos, invoices and letters paint a picture of the man who created the Yenko sports cars and follow his exploits as a businessman and a racer until his tragic demise in 1987. A must have for any Yenko enthusiast.




L976 ..... 29.99 ea

## Selling The American Muscle Car

As the muscle car wars developed in the early 1960s, auto manufacturers scrambled to find catchy marketing campaigns to entice the buying public into their dealerships. General Motors, Ford, and Chrysler, with all their divisions, as well as AMC and Studebaker, inevitably sank billions of dollars into one-upmanship in an effort to vie for the consumer's last dollar. Manufacturers poured millions into racing programs, operating under the principle of "Win on Sunday, Sell on Monday." Cars were given catchy nicknames, such as the GTO Judge, Plymouth Roadrunner, Cobra, and Dodge Super Bee. Selling the American Muscle Car: Marketing Detroit Iron in the 60's and 70's takes you back to an era when options were plentiful and performance was cheap. You will relive or be introduced to some of the cleverest marketing campaigns created during a time when America was changing every day. Hardback, 10 1/2" x 10", 192 pages, 290 color, 145 b/w photos.



L1306 ..... 44.99 ea



## Chevy Nova 1968-74 — How to Build and Modify

In Chevy Nova 1968-1974: How to Build and Modify, it shows you all you need to know to build a killer street or strip Nova. Included is detailed information on drive line upgrades, rear suspension options for the ultimate hook, front end suspension and chassis components for good handling and weight transfer, excellent brake upgrades, engine swap options, cooling system upgrades, and more. Focusing on quarter mile performance it covers all of your options for a strong running street Nova, a street strip combo package, or all-out drag racing options. If you want to build your Nova into a quarter mile warrior, this book is an essential tool for success. Paperback, 8-1/2" x 11", 144 pages.

L1281 ..... 29.99 ea



## Detroit Muscle

The muscle car era, and the era that immediately preceded it, are a unique window in time; it is one that we will not likely see again. Post-war USA was a place where people wanted to move on from the horrors of conflict, to embrace an era of peace, and to pursue, well, all sorts of things. It started in the 1950's, when automakers realized that if they made their cars more powerful than brand X and won races on the weekends as well, sales would follow those victories into the dealership. Detroit Muscle: Factory Lightweight and Purpose-Built Muscle Cars follows the evolution of the fastest, most powerful, and exciting vehicles of the era, in both drag racing and NASCAR. From early Hudson Hornets, to the birth of the Hemi, to aluminum and fiberglass panel sedans, to lightweight special-order muscle cars ready to race from the factory. Hardcover, 10" x 10", 192 pages.

L1283 ..... 44.99 ea

## COPO Camaro, Chevelle & Nova

Few Chevrolet cars have captured the imagination of enthusiasts quite like the COPO Camaros, Chevelles, and Novas from the 1960's and 1970's. They were the ultimate muscle cars GM had to offer, being built through back door channels to avoid a stern government crackdown on performance, racing and speed. The key to unlock the magic of the Central Office process was discovered by racing enthusiast, Don Yenko, who uses his Canonsburg, PA dealership to open the doors to getting vehicles made that officially Chevrolet was never going to build. Author and automotive historian Matt Avery has captured this wild and high powered story. Along the way, he's spotlighted original owners, interviews with pro-drivers, sales staff and dealership technicians who were there to see it firsthand and witness it all. Features archived images, advertisements, sketches, and 10 x 10 full color hardcover with 204 pages.

L2203 ..... 47.99 ea



## Detroit Speed's How to Build a Pro Touring Car

Detroit Speed is at the forefront of the Pro Touring movement. The company is in a unique position to design and manufacture parts; they also build cars and test the parts for their effectiveness on the street and track. Kyle and Stacy Tucker have used their considerable engineering skill and marketing savvy to create a unique company that leads the Pro Touring movement. Learn-to-install sections cover front subframe and rear suspension assemblies as well as upgrades to wheel tubs, brakes, fuel system, driveline, cooling system, and more; also included is an LS swap. Paperback, 144 pages, 8-1/2" x 11".

L51379 ..... 29.99 ea

## HOW TO DRAW CARS LIKE A PRO



## How To Draw Cars 2nd Edition

Car designer Thom Taylor goes back to the drawing board with all-new illustrations on such topics as the use of computers in design today. Taylor begins with advice on selecting the proper tools and equipment, then moves on to perspective and proportion; light, shadow, reflection, color and even interiors. 8-1/4" x 10-5/8", 144 pages, 140 color, 100 b/w photos.


L4430 ..... 26.99 ea



## Race Car Chassis: Design, Structures, Materials

In this comprehensive revised and updated book, award-winning writer Forbes Aird deconstructs the race car chassis, examining the fundamentals of the design of stiff, lightweight mobile structures and the materials used to build them. Covers open wheel and closed wheel chassis. A valuable resource for engineers, racers and students. Softbound, 8-1/2" x 10-7/8", 128 pages.

L1055 ..... 19.99 ea



## How To Choose Camshafts & Time Them For Maximum Power

If you're interested in learning how camshafts work, then this is the book for you. There's a science to their design, and a method to installing them for the greatest benefit. This book provides advice on how to find optimum timing for maximum power, and will help readers to choose the right camshaft for their individual application. Paperback, 96 pages, 8" x 10".

L2810 ..... 29.99 ea