

Automotive Manuals

1955-57 Factory Service Manuals

These factory manuals provide all the information you'll need to service your Chevrolet. Each shop manual includes procedures for maintenance and adjustments, minor service operations, removal and installation of components (excluding the body) and a wealth of General Motors service operations techniques. If there is one book devoted to the care of your Chevrolet, this is it! Whether you own a Bel Air or another Chevrolet model, these manuals will supply important and pertinent information for correct maintenance procedures. Written by General Motors.

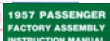
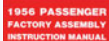
Note: This book covers the service aspect of the mechanical operations of the vehicle. For body and interior, see the Fisher Body Service Manual.



1955-57 Shop Manual

Covers procedure for maintenance and adjustments, minor service operations, removal, and installation for components, except body components.

TF250010	1955	19.99 ea
TF250011	1956	supplement to '55 12.99 ea
TF250012	1957	29.99 ea



1955-57 Factory Assembly Manual

Reprints of the materials used by assembly line workers, these manuals go into extreme detail in every area of the car, explaining how all the pieces fit together to ultimately assemble your vehicle. Each features over 300 pages of illustrations, part numbers, engine and drive line specs, codes, and much more. Includes a protective hard cardboard cover and is punched for use in a 3 ring binder (not included).

TF250018	1955	21.99 ea
TF250019	1956	21.99 ea
TF250020	1957	21.99 ea

1955-57 Accessories Installation Manual

Factory manual that gives all the information you'll need for servicing your Chevrolet. Each shop manual includes procedures for maintenance and adjustments, minor service operations, removal and installation of components (excluding the body) and a wealth of General Motors service operations techniques. Whether you own a Bel Air or another Chevrolet model, these manuals supply the important and pertinent information for correct maintenance procedures. Written by General Motors.

TF250016	1955	12.99 ea
TF250051	1956	12.99 ea
TF250017	1957	15.99 ea

1957 Fuel Injection Shop Manual

This manual was produced for the service technician to provide complete information on the construction, operation, maintenance, and repair of the Chevrolet fuel injection system.

TF250036	1957	21.99 ea
----------	------	----------



1955-57 Shop Manuals on CD-ROM

The information provided on each CD-ROM includes virtually all the information you'll find in a factory shop manual. This gives you the ability to view complete factory technical information on your vehicle with your personal computer. You can go to the index and type in the part that you're trying to locate and print out the portion of the manual that you need. When several manuals were produced for a particular model, all are supplied on the same CD for your convenience.

Note: CDs are non-returnable once opened.

CD#5500	1955-56	49.99 ea
CD#5700	1957	49.99 ea

1955-57 Body by Fisher Service News

These reprints of original editions of Fisher Body Service News include helpful diagrams and other useful information not found in the Shop or Assembly Manuals. They are especially useful when trying to disassemble/assemble doors, glass, convertible tops, and unique station wagon items. 8-1/2" x 11".



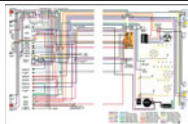
TF250040	1955	9.99 ea
TF250041	1955	convertible supplement 7.99 ea
TF250042	1955	wagons 9.99 ea
TF250043	1956	4 door sport sedan 9.99 ea
TF250044	1956	4 dr exc. sport sedan 7.99 ea



1958-57 General Motors Service News

These reprints of the original Service News articles from General Motors cover items not covered in detail in other factory manuals. These news bulletins contain a variety of topics from AC check procedures to electric windshield wipers. 8-1/2" x 11".

TF250045	1956	Rochester 4 barrel carburetor 7.99 ea
TF250046	1956	electric windshield wiper 8.99 ea
TF250047	1957	trim, power, service 8.99 ea
TF250048	1957	post traction rear axle 5.99 ea
TF250049	1957	pre-season AC check 7.99 ea
TF250050	1957	4-speed transmission 7.99 ea



1955-57 Wiring Diagram

Complete wiring diagrams for all 1955-57 models. Available in either black and white or full color. Includes basic schematic information for all wiring harnesses. Full color versions are laminated and available in two-sided 8-1/2" x 11" sheets or one 11" x 17" sheet with the entire diagram on one side.

Note: Diagram is one side only.

Black and White Diagrams

TF250024	1955	7.99 ea
TF250025	1956	7.99 ea
TF250026	1957	7.99 ea

Full Color Diagrams

TF24010A	1955	8-1/2" x 11" 19.99 ea
TF24010B	1955	11" x 17" 19.99 ea
TF24011A*	1956	8-1/2" x 11" 19.99 ea
TF24011B	1956	11" x 17" 19.99 ea
TF24012A	1957	8-1/2" x 11" 19.99 ea
TF24012B	1957	11" x 17" 19.99 ea

Automotive Manuals

1955-57 Air Conditioning Manual

Air Conditioning theory and operation, maintenance and factory servicing manuals for 1955-57 150/210/Bei Air models. Servicing an AC system can be confusing, even today. Unlock the mystery of AC function and service with the help of these informative shop manuals.




TF250027	1955-57	theory & operation	12.99 ea
TF250028	1955-57	maintenance	12.99 ea
TF250029	1955-57	AC shop manual	9.99 ea

1955-57 Owners Manuals

These manuals are usually found in the glove box of your vehicle. Sometimes called an operating manual, the Owner's Manual familiarizes the owner with the operating controls of the vehicle and recommends certain maintenance and minor service procedures. It also includes brief specifications, fluid capacities and other service information.



TF250007	1955	12.99 ea
TF250008	1956	12.99 ea
TF250009	1957	12.99 ea



1957 Competition Guide

This is the last of the "trick" high-performance parts and modification manuals available directly from Chevrolet for earlier Chevrolet high-performance engines. Part numbers and good general information make for great reading. 8-1/2" x 11" with 55 pages.

TF250031	1957	9.99 ea
----------	------	---------



1955-57 Convertible Top Manual

Included with the Owner's Manual in convertible models, these convertible top manuals feature top, glass installation, cleaning and care for the top, the glass or plastic rear window, and more. Over 20 pages.

TF250021	1955	8.99 ea
TF250022	1956	8.99 ea
TF250023	1957	8.99 ea

1957 Rochester Fuel Injection Manual

This manual is essential for troubleshooting and diagnostics. It provides detailed information on the operating principals, specifications, adjustments, and repair for the Rochester fuel injection system.



TF250038	1957	Rochester	10.99 ea
----------	------	-----------	----------



TF250013



TF250014



TF250015



TF250016



TF250022



TF250023



TF250004



TF250005



TF250006

1955-57 Sales Literature


Put the finishing touch on your restoration and add authenticity with these reprints of the color sales brochures that were available at the Chevrolet dealership between 1955 and 1957.

Color Accessories Sales Catalog

TF250013	1955	11.99 ea
TF250014	1956	11.99 ea
TF250015	1957	11.99 ea

Color Sales Catalog Folders

TF250001	1955	except wagon	7.99 ea
TF250002	1955	wagon	7.99 ea
TF250003	1956	except wagon	7.99 ea
TF250004	1956	wagon	7.99 ea
TF250005	1957	except wagon	7.99 ea
TF250006	1957	wagon	7.99 ea



1953-63 Mouldings And Attaching Parts Manual

This unique manual covers all of the exterior mouldings and the attachment parts necessary to install them on all 1953-63 Chevrolet models. Get the information you need to install the parts you want with this comprehensive manual.

L88	14.99 ea
-----	----------

GM Pattern Of Profit Manual

Published by GM Corporation in 1957, this manual is a complete review of a slide show presentation created for Chevrolet service departments, featuring such engaging topics as Pattern of Profit instructed service departments on the correct way to do a "quality conditioning job" quickly and efficiently. A true collector's item for the '57 Chevy buff.

TF250039	1957	12.99 ea
----------	------	----------



1938-72 Parts Guide CD


This CD guide list contains chassis, body and accessory parts for a variety of General Motors vehicles. 4 volume set.

L2729	1938-72	29.99 ea
-------	---------	----------

How To Restore Your Classic

1955-56 Chevrolet

A must have for anyone restoring a classic 1955-56 Chevy, the aptly titled How To Restore Your Classic 1955-56 Chevrolet is a step-by-step procedural guide for the amateur or novice restorer. Includes over 1800 pictures and text to guide you every step of the way.



TF250052	1955-56	26.99 ea
----------	---------	----------

Engine Manuals

Rebuilding the Small-Block Chevy Step-by-Step Videobook


Rebuilding the Small-Block Chevy: Step by Step Videobook is a quality, step-by-step Workbench Book and DVD combination that shows you how to build a street or racing small-block Chevy in your own garage. The DVD includes more than two hours of coverage showing in detail all the procedures that the book describes. The DVD is filmed in a bright, well-lit studio that really brings out the detail of the engine building process. Detailed sections show how to disassemble a used engine, inspect for signs of damage, select replacement parts, buy machine work, check critical component fit, and much more! The DVD takes a trip to the machine shop and shows the viewer the entire process. Performance mods and upgrades are discussed along the way, so the book and DVD combo meets the needs of all enthusiasts, from restorers to hot rodders. This rare instructional combination package is a must-have for every small block Chevy fan. This is a step-by-step Workbench Book and DVD combination that shows you how to build a street or racing small block Chevy. Detailed sections show how to disassemble a used engine, inspect for signs of damage, select replacement parts, check critical component fit and much more! 160 pages, 8-1/2" x 11". Paperback, 650 color photos.

L6611 43.99 ea




How to Build Chevy Small-Blocks On A Budget

Know the ins and outs of building serious horsepower small block Chevy engines on a budget. Included are details of factory part numbers, easy do-it-yourself cylinder head modifications, inexpensive but effective aftermarket parts, etc. 144 pages, 300 b/w illus. L857 30.99 ea



How to Rebuild The Small-Block

This is an excellent book that will give you great information on rebuilding your small block engine. You'll get some of the greatest information on all procedures required to bring your Chevy engine back to its original condition. How to remove the engine, inspect for wear, strip, recondition, assemble, install and tune up. Softbound, 8-1/2" x 11" 168 pages, 416 illustrations. L20 29.99 ea



Chevy Big-Blocks — How to Build Max Performance on a Budget

The How to Build Max-Performance Chevy Big-Blocks on a Budget, takes big block Chevy engine building to the next level and shows how to build these extreme high-performance engines without breaking the bank. It goes well beyond basic performance techniques and delves into exceptional detail on each component of the engine. It shows you how to build the ultimate big blocks for the street, engines that are up to 850 HP on 91 octane pump gas, which is a monumental achievement. Softcover, 8-1/2" x 11", 144 pages. L194 30.99 ea



Chevy Big-Block Engine Parts Interchange

Chevy Big-Block Engine Parts Interchange covers every aspect of the Chevy big-block engine. By the time you're finished with this book, you'll be extremely acquainted with the inner workings of the engine and its components. This reference manual lets you create entirely unique Chevy big block engines with strokes, bores, and power outputs never seen in factory configurations. Also included is real world expert guidance on aftermarket performance parts and even turn-key crate motors. It is a comprehensive guide for your period correct restoration or performance build. Paperback, 144 pages, 8-1/2" x 11". L1420 30.99 ea



How to Rebuild the Small-Block

This book covers virtually every small block engine. Includes easy step-by-step approach, helps avoid costly and time consuming mistakes, select the right parts, master mechanical tips and the ins and outs of quality machine work. Softbound, 146 pages, 100 illustrations. L278 30.99 ea



Small-Block Interchange

Cataloging all 1968 to 2000 small block Chevy engines, this manual includes more than 25,000 part numbers, specs, dates and technical details on engine blocks, heads, valves, crankshafts, camshafts, pistons, manifolds, ignition systems, emission systems, and more. Softbound, 176 pages. L11024 27.99 ea

Chevy Monster Big Blocks

The golden age for American engines must be from the mid-1950's when the small block Chevy made its debut — to the early 1970's when emission controls brought an end to the muscle car era. The three major manufacturers — GM, Ford, and Chrysler each supported at least one big block and one small block engine during this period which subsequently went on to become legends. Softbound, 132 pages. L990 19.99 ea



How to HOTROD Big-block

Full coverage is included to show and explain what it takes to blueprint an engine to the exact specifications which will provide the best performance. Lots of photos and illustrations will help make your task easier. Softbound, 162 pages, 8-1/2" x 11". L75 29.99 ea




How to Rebuild Your Big-Block

Comprehensive book giving excellent information on how to remove engine, tear down and inspect for wear, recondition, assemble and install. How to identify each part. Includes casting numbers and specifications. Covers all years of passenger cars and trucks. 396, 400, 402, 427, and 454. 160 pages, softbound. L41 29.99 ea



Big-Block Chevy Builds

This step-by-step guide to big block Chevy engine builds covers everything from low budget engine projects for mild street performance, to all-out race motors for drag strip action. Bolt-on modifications, engine block prep, cylinder heads, intake and exhaust systems, dyno-tested combinations and more. 8-1/2" x 10-7/8", 192 pages. L1484 29.99 ea



Engine Manuals



Chevrolet Engine Book

This book covers bolt-ons, tuning tips and power secrets for the engines of the 60's and 70's. Book includes 180 illustrations in 100 pages and will give you the information you always wanted to know about Chevrolet small block and big block engines.


L351 24.99 ea



Souping the Stock Engine

Reprint of the 1950 classic, this true hotrodder's guidebook provides effective methods for tuning all types of stock engines from the conservative road car to full race capability. Includes: general engine performance, stock engine characteristics, and basic planning for modifications.

L2051 19.99 ea



Chevy Engine Overhaul Manual

This Haynes manual includes information on engine identification, tools and equipment, diagnosis, cylinder head servicing, engine removal and installation, step-by-step procedures, tips from professionals, performance and economy modifications and more! Softbound. Approximately 275 pages.

L565 29.99 ea

How To Rebuild & Modify Chevy 348/409 Engines

Chevy's "W-series" 348 and 409 became legends on the street, and the track. While these engines enjoyed pop culture status in the early 1960's, the later Mark IV Chevy big blocks overshadowed these W-engines by the end of the decade. This book provides instruction for rebuilding a stock W-engine as well as directions for a sound performance build. Learn how to select a strong, clean block, the best heads and camshaft, and increase the compression ratio. All options are examined. From mild to wild, from stock to modified, the book covers everything you need to know about the legendary 348-409 engines. Softbound, 8-1/2" x 11", 144 pages, 400 color photos.

L1403 27.99 ea

How To Rebuild Chevy LT1/LT4

Step-by-step procedures on how to rebuild your Gen II small block back to factory, smog legal specifications. Sections covered include disassembly, cleaning and inspection, reconditioning the block, crank, pistons and rods, cylinder head reconditioning, gaskets and seals, balancing, engine installation, casting numbers and much more. 8-1/2" x 10-7/8", 192 pages.

L1393 29.99 ea



LS1 Engine Installation

This useful publication provides general information on components and procedures that can be extremely useful when installing or servicing LS1 engines. Topics include installation notes, support systems, electronic engine controls, recommended accessories, parts lists and engine specs. Softbound, 36 pages.

G11810 19.99 ea

How to Use and Upgrade to GM Gen III LS-Series Powertrain Control Systems

The technology concerning engine swaps in the past used to be limited to whether to stick with the points style ignition, or go electronic. However, these days, you need to be a computer technician to address the level of technology involved in modern powertrain control systems. GM's Gen III powertrain control system is one such system that has, along with the introduction of the LS Series engine, has taken the aftermarket industry by storm. However, to take full advantage of your Gen III controlled engine, this is the book for you. In How to Use and Upgrade to GM Gen III LS Series Powertrain Control Systems, the benefits, advantages and nuances of this robust and efficient control system are thoroughly examined. Also, this book can be helpful in understanding and upgrading your Gen III controlled LT1/LT4. Paperback, 144 pages, 8-1/2" x 11".

L1568 30.99 ea

Building The Chevy LS Engine

This engine rebuilding and modification guide includes sections on history engine specs, disassembly, cylinder block and bottom end reconditioning, cylinder heads and valvetrain reconditioning, balancing step-by-step engine assembly, torque values, and OEM part numbers.

L1559 29.99 ea

Chevy LS Engine Conversion Handbook

This guide walks you through the process of installing GM's popular LSx series small block engine into just about any vehicle. Includes an overview of the GM LSx series engine, technical details on swapping transmissions, drivetrain, fuel system, wiring and ECU, exhaust, & installation.

L1566 29.99 ea

How To Swap GM LS Engines

Complete specs, and detailed information so you can select and fit an LS engine. A section on mounting kits, explaining how to install these engines into a variety of cars using readily available motor mount kits, universal engine mounts, or fabricated mounts. 144 pages, softbound.

L1021 30.99 ea

Chevy LS1/LS6 Performance

A complete performance guide for Chevrolet's newest generation LS1 and LS6 small block Chevy engines. Includes sections on bolt-ons, cylinder heads, intake manifolds, camshafts and valve train, fuel-injection, block-prep, final assembly, exhaust and forced induction. 192 pages, 8-1/2" x 11".

L1407 29.99 ea

Chevy LS1/LS6 V-8s

Covered is everything you need to know about these engines, including the difficult engine removal and installation, simple engine bolt-ons, electronic controls for the Generation III engine and detailed engine builds at four different power levels. 160 pages, 600 b/w photos.

L862 30.99 ea

How to Rebuild LS Engines

This book details and highlights special components, tools, and other accessories needed to get the job done right. Appendices are packed full of valuable reference information, and the book includes a Work Along Sheet to help you record vital statistics and measurements along the way. 8-1/2" x 11", 152 pages, 604 color photos, softbound.

L975 30.99 ea

Carburetor Manuals

Holley Carburetor How

To Rebuild

You often need to replace gaskets, wear parts, and jets for the prevailing weather/altitude conditions or a different engine setup. This book details how to select parts then disassemble, assemble, and calibrate all of the major Holley carburetors. Softcover, 8-1/2" x 11", 144 pages.

L1280 30.99 ea

Holley Carburetor Handbook

This handbook covers the fuel inlet system, idle system, main metering system, power system, accelerator pump system, secondary system, choke system, metering blocks, repair and adjustment, and more! Softbound, 6" x 9", 80 pages.

L559 19.99 ea

Holley Carburetor Manual

Information includes carburetor identification, basic trouble shooting, diagnostic checks for computer controlled carburetors, on-vehicle tuning and adjustments, step-by-step repair and overhaul, performance and economy modifications, professional tips and tricks along with over 340 step-by-step photos. Sftbd, 220 pgs.

L564 29.99 ea

David Vizard's How to Super Tune and Modify Holley Carburetors

Author Vizard explains the science, the function, and the tuning expertise required to get your Holley carburetor to perform its best for your performance application. This book guides you through the traditional 4150 Double Pump, Dominator, and 4160 vacuum secondary models, as well as all the recent releases from Holley, including the Ultra Street Avenge and Ultra HP Series Carbs. Paperback, 144 pgs, 8-1/2" x 11".

L9658 30.99 ea

Rochester Carburetors

Here's the definitive book on selecting, installing, tuning and modifying conventional and electronic Rochester carburetors. Also details design operation, and performance modifications of current microcomputer controlled models. Includes comprehensive coverage of Quadrajt design and service from early to electronic models. Softbound, 176 pages.

L191 29.99 ea

How to Build and Modify Quadrajt Carburetors

The book is a complete guide to selecting, rebuilding, and modifying the Q-Jet, aimed at both muscle car restorers and racers. It includes a guide to selecting and finding the right carb, instructions on how to rebuild the carb and extensive descriptions of high-performance modifications. 128 pages.

L202 30.99 ea

Rochester Carburetor Manual

This manual includes detailed information on carburetor identification, basic trouble shooting, diagnostic checks for computer controlled carburetors, on-vehicle tuning and adjustments, step-by-step repair and overhaul, performance and economy modifications, professional tips and tricks along with over 340 photos. 200 pages.

L561 29.99 ea

Carter/Edelbrock Carburetors

Contains photos, illustrations and diagrams, covering rebuilding, tuning and modifying Carter and Edelbrock carburetors. Also features history on the Carter company as well as the development of the AFB and the AVS since the purchase by Edelbrock. Softbound, 136 pgs, 8-1/2" x 11".

L433 29.99 ea

Transmission Manuals

GM Turbo 400 Transmissions

Automotive technical author Cliff Ruggles guides you through the complex rebuild procedure of GM's popular rear wheel drive automatic transmission. With his proven style, Ruggles goes through the step-by-step rebuild and performance upgrade procedures in a series of full color photos. He includes instruction on removal and installation, tear down procedures, parts inspection and replacement, as well as performance mods and shift kit installation. Time saving tips are part of every build up as well. Paperback, 8-1/2" x 11", 144 pages with 563 color photos.

L1322 30.99 ea

Muncie 4-Speed Transmissions

This is an indispensable reference to Muncie 4-speeds that guides you through each crucial stage of the rebuild process. Comprehensive i.d. information is provided, so you can positively identify the cases, shafts, and related parts. It discusses available models, parts options, and gearbox cases. Most important, it shows how to completely disassemble the gearbox, identify wear and damage, select the best parts, and complete the rebuild. Various high-performance and racing setups are also shown, including essential modifications, gun drilling the shafts, cutting down the gears to remove weight, and achieving race-specific clearances. Paperback, 8-1/2" x 11", 144 pages.

L1291 30.99 ea

How to Rebuild & Modify GM TH400 Transmissions

Millions of GM cars and trucks have been built with Turbo 400 automatic transmissions. This book takes readers step-by-step through the complex transmission rebuild procedure as performance upgrade procedures with a series of full color photos for each of these models. Softbound, 144 pgs, 8-1/2" x 11".

L1413 30.99 ea

Powerglide Transmission

This complete guide to the Powerglide covers it all from a stock rebuild to an all-out race unit. Subjects covered include general transmission service, basic operation, in-car service and repairs, final assembly and much more. Includes 500 photos. 8-1/2" x 11".

L242 29.99 ea

GM Automatic Transmission Overhaul Manual

The TH200R4, 350, 400R4 and 700R4 automatic transmissions are covered with complete overhaul photo sequences. Also covered are theory of operation, in-vehicle repairs and performance modifications. Softbound, 8-1/4" x 10-3/4", 240 pages, 576 black and white illustrations.

L743 29.99 ea

Turbo Hydra-Matic 350

Clear, concise text leads you through every step of the rebuild, from transmission removal, tear down and inspection to assembly and installation. Also covers transmission identification, principles of operation and maintenance, troubleshooting and in car repairs. 8-1/2" x 11", 256 pages.

L160 29.99 ea

GM Automatic Overdrive Transmission Builders and Swapper's Guide

This book includes information about high-performance modifications, both from the factory and the aftermarket. It also covers common installation issues such as mounting, shifters and linkages, wiring harnesses, and more. 128 pages, softbound.

L1996 30.99 ea

Drivetrain Manuals

High-Perf Differentials, Axles & Drivelines

Everything you need to know about selecting the most desirable gear ratio, rebuilding differentials and other driveline components and most importantly, matching the correct driveline components to engine power output. Learn how to setup a limited-slip differential, install high-performance axle shafts, swap out differential gears and select the best available products for the driveline. Explains rear differential basics, rear differential housings, rebuilding open rear differentials, limited slip differentials and factory differentials. Sfbnd, 8-1/2" x 11", 144 pages.

L1063 30.99 ea

Chevy Differentials: How To Build The 10 and 12 Bolt New!

Maybe you have found a salvage yard unit and want to rebuild it to upgrade your existing vehicle or would like to install an aftermarket 12 bolt assembly for extreme performance or racing. This is the only book dedicated solely to rebuilding, setting up, and modifying these axle assemblies for long service life and maximum performance. If you're going to rebuild a Chevy 10- or 12 bolt axle, this book delivers the essential information to get the job done right. Softcover, 8-1/2" x 11", 144 pages.

L1287 30.99 ea



Automotive DVD

Differential Rebuilding DVD

Watch nine of the most popular differential rebuilds all in one DVD! Covered in detail is disassembly, inspection and the setup procedures for achieving a good pattern. You'll learn the different setup techniques for each unit and see the results as each shim is changed. The rebuilding and ring and pinion installation basics covered in the DVD are universal to all differentials. Approximately 120 minutes.

16160

31.99 ea



CCR04



CCR05



CCR06

Brake Guides



Muscle Car Brake Upgrades: How To Design, Select and Install

Arguably the only book dedicated exclusively to muscle car brake performance, veteran author Todd Ryden shows readers how to select brake systems for various applications and different budgets. The book covers system design, operation, and component functioning so you have a clear understanding of all principles. You'll learn how to assess brake system requirements and select brake system kits for many popular muscle car applications from aftermarket brake leaders including Baer, Wilwood, and CPP Paperback, 144 pages, 8-1/2" x 11".

L1574 30.99 ea



High-Perf Brake Systems: Design, Selection, & Installation

A great deal of time, effort, and money can be invested in raising the horsepower level, thus increasing the speed potential, and very little invested in bringing all of that power under control in the form of an upgraded braking system. Granted, brakes can be intimidating, however, *High-Performance Brake Systems: Design, Selection, and Installation* gives you the knowledge to upgrade your brakes the right way the first time. You'll learn how to choose and install the most effective rotors, calipers, pads, and tires for your muscle car or classic vehicle. Paperback, 144 pages, 8-1/2" x 11".

L1580 27.99 ea

Exhaust Guides

Performance Exhaust Systems

To extract maximum performance, an engine needs an efficient, well-designed, and properly tuned exhaust system. This book explains exhaust system principles, function, and components. Includes how to design, fabricate, and fit exhaust systems to classic street cars as well as for special and racing applications. Air/fuel/ax gas flow dynamics, cam duration, and overlap are analyzed to determine how an engine breathes in air/fuel, as the exhaust must efficiently manage this burned mixture. Paperback, 8-1/2" x 11", 144 pages with 577 color photos.

SA277

27.99 ea



Chop Cut Rebuild Season DVDs

Join host Dan Woods on a journey to some of Southern California's most renowned restoration and build facilities.

Season 4: A 1964 Impala and a Bricklin SV-1.

Season 5: The first is a 1953 Chevy Pickup. The second is a 1970 Plymouth 'Cuda.

Season 6: A 1969 Yenko tribute and a 1940 Mercury coupe.

CCR04 season 4 12.99 ea
CCR05 season 5 12.99 ea
CCR06 season 6 12.99 ea



43006



43007



430100

Give the Gift of Knowledge, KNOWLEDGE IS HORSEPOWER!

A few words from professional engine and car builder, Arron Johnson: "My 'Power Building Video Series' will teach you how to get a combination of carefully matched, properly tuned, horsepower pumping parts that all work together to turn your ride into a mean machine! I explain everything in simple to understand, plain English so just about everyone can understand what I'm talking about. Topics such as engine blocks, machining, cranks, rods, pistons, compression ratios, camshafts, lifters, rocker arms, heads, porting, intake manifolds, headers, carburetion, superchargers, nitrous systems, ignition systems, tuning, gearing, transmissions, torque converters, and even down to which oil works the best are covered!"

Six DVD "Power Pack"

430100 Power Building Power Pack - 6 episodes included in set 159.99 set

Individual "Power Pack" Episodes


These are included in part #430100

43006 Engine Building - 3 DVDs, 5 hours 34.99 set
DCARB Performance Carburetor - 2 DVDs, 3-1/2 hours 29.99 set
DSUPR Superchargers - 2 DVDs, 3 hours 29.99 set
DNIT Nitrous Oxide - 2 DVDs, 3-1/2 hours 29.99 set
DRTAS Rotating Assemblies - 2 DVDs, 4 hours 29.99 set
DHVP Heads, Porting and Valvetrains - 3 DVDs, 5 hours 34.99 set

Additional episode not included in the "Power Pack"

43007 Performance Engines & Strokers - 5 DVDs, 10 hours 44.99 set

Fuel Injection Manuals



New! Performance Fuel Injection Systems

This practical guide walks you through the process of modifying and tuning modern electronic fuel injection systems. Presenting plenty of foundational information, you're taken on a journey that includes wiring, fuel systems, sensors, and different types of ignition systems — all geared towards building a basic understanding of fuel injection systems. The book also covers configuring a stand-alone engine management system and tuning for maximum power and drivability, and much more. Paperback, 160 pages, 8-1/2" x 10-7/8".

L1569 29.99 ea

Designing And Tuning High-Perf Fuel Injection Systems

This book goes in-depth on the combustion basics of fuel injection as well as benefits and limitations of stand-alone. Includes glossary and a special resources guide with stand-alone manufacturers and test equipment manufacturers. Softbound, 128 pgs, 8-1/2" x 11".

L1062 30.99 ea

Street Supercharging

This book will give information regarding all facts of supercharging, including how to install blowers, buying a kit, rebuilding manifolds, blower drives, carburetion and accessories. Softbound, 8-1/2" x 11", 128 pages.

L211 27.99 ea

Turbocharging


A detailed, comprehensive handbook on the theory and application of turbocharging for street and high-performance use. Covers all types of domestic, import cars, trucks and RVs. Includes detailed sections on theory, types of turbocharging components, engine considerations and aftermarket applications. Softbound, 8-1/2" x 10-7/8", 192 pages.

L317 29.99 ea

Turbochargers

How to select and install the correct turbo for big or small horsepower gains, turbo design, sizing and matching. Improve the performance of your engine by simply getting the right information. Covers all aspects of turbocharging and includes turbo suppliers list. Softbound, 8-1/2" x 11", 160 pages.

L185 29.99 ea



New! Turbo: Real World High-Performance Turbocharger Systems

Author Jay Miller uses more than 300 photos and the perfect blend of technical and common sense information to help you build boost fast and make more horsepower and torque. He discusses the various components of a turbocharger and explains how to decode complicated turbocharger model numbers, compressor maps, and other specs. If you run into problems with your turbo system, there's also a detailed chapter on failure analysis to help you figure out what went wrong and how to fix it. Softbound, 8-1/2" x 11", 160 pages.

L978 30.99 ea

Wiring Manuals

Automotive Electrical Manual

The manual features comprehensive information which covers basic electrical fundamentals, trouble shooting and repair for both foreign and domestic vehicles. Includes engine starting and charging systems, lights, gauges and more! Softbound, 242 pages.

L575 29.99 ea



Auto Electrical Handbook

Learn about basic electrical theory, how various electrical works and drawing circuit diagrams. Includes tips on electrical test equipment and troubleshooting electrical circuits. 350 photos, drawings and diagrams. Softbound, 157 pages.

L187 29.99 ea



How To Diagnose and Repair Automotive Electrical Systems

Details the various tools, such as multi-meters and test lights, that can be used to evaluate and troubleshoot any vehicle's electrical system. Several hands-on projects take readers on a guided tour of their vehicle's electrical system and demonstrate how to fix specific problems. Paperback, 160 pages, 8-5/16" x 10-5/8".

L2090 27.99 ea



AUTOMOTIVE WIRING AND ELECTRICAL SYSTEMS



New! Automotive Wiring & Electrical

Countless collector car owners are skilled at performing mechanical work, but for many of them, electrical work seems like a mystery, too complicated and too confusing. However, electrical upgrades are absolutely essential for a high-performance classic car or a modified car to perform at its best. In this revised edition brilliant color photos and explanatory step-by-step captions detail the installation of the most popular, functional, and beneficial upgrades for enthusiasts of varying skill levels. Just a few of the projects included are: maximizing performance of electric fans; installing electronic gauges; upgrading charging systems; and installing a complete aftermarket wiring harness, which is no small task. Each fact is covered in amazing detail. Paperback, 8-1/2" x 11", 144 pages with 394 color photos.

L1323 30.99 ea

Automotive Wiring & Electrical

The basics of electrical principles, including voltage, amperage, resistance and Ohm's law, are revealed in clear and concise detail, so the enthusiast understands what these mean in the construction and repair of automotive electrical circuits. 8-1/2" x 11", 144 pgs, 350 photos.

L1019 30.99 ea



Automotive Wiring A Practical Guide to Wiring Your Hot Rod or Custom Car

The book includes numerous charts showing typical configurations and suggested installation. A troubleshooting section lends a hand in tracking down the inevitable problems that can arise. Paperback, 144 pages, 8-1/4" x 10-5/8".

L39923 26.99 ea



Custom Auto Wiring & Electrical

This indispensable guide shows high performance and OEM automotive electrical systems covers electrical theory, wiring techniques and equipment, custom wiring harnesses for racing, hot rods and restorations, premade wiring harnesses, special electrical systems (navigational, audio, video), troubleshooting common electrical problems, dashboards and instrument and trailer wiring. Softbound, 8-1/4" x 5-1/4", 192 pages.

L1056 29.99 ea



Fabrication

Weld Like a Pro

New!
Welding is an art and skill that's essential for automotive fabrication, repair, and vehicle upgrades. It is also an important skill for countless household projects and industries. Not only will you learn these basic skills, but you'll also learn advanced welding techniques as well as with the use of aluminum, titanium, magnesium, stainless steel, and other specialty materials. Paperback, 144 pages, 8-1/2" x 11".

L1570 30.99 ea

Automotive Machining

Machining is an essential part of high-performance engine building and stock rebuilding, as well as certain servicing procedures. Whether you're an enthusiast engine builder or prospective machining student who wants to pursue a career as an automotive machinist, this book will provide insight and in-depth instruction for performing the most common and important machining procedures. Paperback, 8-1/2" x 11", 176 pgs. L1284 33.99 ea

The Welder's Handbook

Excellent handbook detailing all common and not so common techniques of welding. Oxyacetylene welding and cutting, brazing and soldering. Also includes how to weld stainless steel, aluminum, magnesium and titanium. Softbound, 8-1/2" x 11". L144 29.99 ea

Welding Manual

This Haynes Techbook covers gas (oxyacetylene), arc, MIG and TIG welding. Soldering and flux cutting are also covered. Techniques are discussed as they relate to automotive and workshop repairs. Information on selecting equipment is also included. SBnd, 176 pages, 8-1/2" x 11". L388 29.99 ea

New!



Media Blasting & Metal Preparation: A Complete Guide

When it comes to bodywork and painting, one aspect that's overlooked is proper metal preparation. However, there's more to a great paint job than sanding and shooting. Without proper metal preparation, the paint finish can end up full of imperfections; bubbles from underneath, or simply won't last, no matter how expensive the materials were. In Media Blasting & Metal Preparation: A Complete Guide, restoration expert and veteran author Matt Joseph gives you all the tools you need to expertly prepare your vehicle for the next stages of restoration. Short cutting the process will only cost you precious time. This book provides all you need to know for a successful and long-lasting restoration. Paperback, 144 pages, 8-1/2" x 11".

L1575 30.99 ea

New!



Metal Fabricator's Handbook

This excellent how-to guide concentrates on race and custom cars. Covers everything from adding a hood scoop or fender flares, to building complete cars. Includes a tremendous amount of useful information. 8-1/2" x 11", 176 pages, paperback, 560 illustrations. L142 29.99 ea

Sheet Metal Handbook

Detailed information on how to form and shape metal for competition, custom or restoration use. Chapters include hammer forming tools, terms and equipment, riveting techniques, layout, design and pattern making. Softbound, 192 pages, 8-1/2" x 11". L243 29.99 ea

Professional Sheet Metal

Fabrication
Professional Sheet Metal Fabrication is the number one resource for sheet metal workers old and new. Dent repair and automotive patch panels fabrication are covered in detail. This is truly the most detailed enthusiast focused sheet metal how-to book on the market. Paperback, 304 pages, 8-1/4" x 10-5/8". L44927 39.99 ea

Automotive Bodywork & Rust Repair

Whether you want to tackle a full restoration, or just want to save money by doing minor repairs yourself, Automotive Bodywork and Rust Repair is the book to get you through it. Softbound, 8-1/2" x 11", 160 pages. L1086 30.99 ea

Fiberglass & Composite Materials

This informative guide covers FRP materials, fibers and fiber forms, resins, gel coats, advanced techniques, building molds and plugs, structures and materials, health and safety, tools and shop equipment. Softbound, 154 pages, b/w illustrations. 8-1/2" x 11". L652 29.99 ea

Fabricate Automotive Fiberglass & Carbon Fiber Parts

Learn to fabricate and repair body and engine parts fabricated from fiberglass and composite materials (plastic molded or carbon fiber), in your own garage. Use glass strand mat, woven fiberglass cloth, carbon fiber cloth, and hybrid fabrics, correctly mix the typical resins (polyester, epoxy), hardeners, and gels. Use core materials, such as wood, foam, and honeycomb Nomex, are to add strength to various parts. All the relevant tools, patterns, and materials are covered in detail. This book guides the reader through each critical stage. Softbound, 160 pages, 8-1/2" x 11". L1096 27.99 ea

High Performance Fasteners & Plumbing

High Performance Fasteners Plumbing is a comprehensive guide that offers useful, practical information to help you choose the best fastener or plumbing solution for your project. Included are sections on types of fasteners, hose sizes, fittings, thread types and sizes, fuel shielding, brake, oil, coolant and fuel lines, routing techniques, clamping loads, stress, bolt stretch, and many other things. Softbound, 8-1/4" x 5-1/4", 176 pages. L1053 24.99 ea

Drag Race Chassis & Suspension

Detailed information and photos on basic chassis design, how to set ride height, tubing construction, stand and axle housings, choosing gear ratios, transmission choices, bolt-on traction bars, 4-Link setups, ladder bars, anti-roll bars, steering, shocks, springs, brakes, wheels, tires, safety equipment and so much more! Softbound, 5-1/4" x 8-1/4", 160 pages. L1052 29.99 ea

Chassis & Suspension Handbook

First in a series of custom techniques and tips on all areas of building a street rod. Features designing and how-to procedures on building the chassis and suspension for all types of street rods. Paperback, 8-1/2" x 11", 192 pages. L248 29.99 ea

How To Make Your Muscle Car Handle

This book defines, explores, and reviews the complete suspension system, and teaches you how to choose your upgrades for maximum effectiveness. Softbound, 8-1/2" x 11", 144 pages, 328 color photos. L2724 27.99 ea

Paint & Body Manuals

How To Paint Your Car

This book reveals the techniques and technology behind automotive painting through 250 color photos, detailed captions and text. You'll get the most up-to-date information about paint chemistry, the tools of the trade and safety gear that every automotive painter must know. The book covers, in step-by-step detail, how to properly prepare your car for paint, including bodywork, surface preparation and masking. 160 pages, softbound.

L3159 29.99 ea



Paint Your Car On A Budget

This book unveils dozens of secrets that will help anyone paint their own car. This book covers everything you need to know to get a great looking job out of paint on your car and save lots of money in the process. 128 pages, 8-1/2" x 11", 400 color photos.

L917 30.99 ea



How to Paint Your Car **New!**

This book reveals the techniques and technology behind automotive painting through 250 color photos, detailed captions and text. You'll get the most up-to-date information about paint chemistry, the tools of the trade and safety gear that every automotive painter must know. 160 pages, softbound.

L3159 29.99 ea



Pro Paint & Body **New!**

This is a revised and updated edition of one of the bestselling paint handbooks in the industry. It also has sections on hammer and dolly, paintless dent removal, patching panels, spray guns and compressors, paint prep, shooting paint, color sanding, plastic bumper repair, and custom paint tips and tricks. Paperback, 160 pages, 8-1/2" x 10-7/8".

L1573 29.99 ea



Automotive Literature

Tales Of A Motion Performance Muscle Car Builder

It was a driver's dream: Along with the full factory warranty, your car came with a guarantee of 11.5 second quarter mile times. It was also Joel Rosen's dream, and in 1964, he set out to make it a reality. First he built fast cars. Then, taking a page from Ford's "win on Sunday, sell on Monday" strategy, he built a reputation by beating all comers on drag strips and in street races. Brilliantly illustrated with period pictures and modern color photos, the book takes readers along as Cobras, Chevrolets, Oldsmobiles, even Volkswagen Beetles roll into the shop to get torn down and rebuilt into cars unbeatable on the streets and drag strips. Marty Schorr gives a first hand account of seven years of high-performance life and of how it all came to a screeching halt at the hands of the U.S. Department of Transportation and the Environmental Protection Agency. Paperback, 176 pages, 11" x 9".

L2725 24.99 ea



1001 Muscle Car Facts

There are 1001 well researched muscle car facts in this book that even some of the most esteemed experts would be surprised to learn. Covered are all the popular GM makes including Chevy, Buick, Oldsmobile and Pontiac, Ford and Mercury cars, Chrysler, Plymouth and Dodge cars, and even facts about AMC and Studebaker as well. Fans of these collectible cars will appreciate the technical and entertaining information shared on every page about all of the great American muscle cars. Paperback, 6" x 9", 416 pages, 110 b/w photos.


L1310 27.99 ea



1955-75 Chevrolet by the numbers

Chevrolet by the numbers is the only authoritative reference for identifying and verifying the correct Chevrolet parts by casting number, for your exact model. Author Alan Colvin documented every casting number for every V8 Chevrolet engine and drivetrain part from 1955 through 1975, using original source material from Chevrolet's archives, including engineering blueprints, technical service bulletins and build sheets. Every engine is covered from the ultra-rare, high-performance aluminum 427 for the ZL-1, to the common 283 found in Impala station wagons. All engine blocks, cylinder heads, pistons, connecting rods, crankshafts, camshafts, manifolds and more, are listed. If you want to know the original parts for your Chevrolet drivetrain, not what will interchange or fit, but the correct part that came with your vehicle when it rolled off the assembly line, Chevrolet by the numbers has the answer. Softbound, 8-3/8" x 11".

L508 1955-59 230 pages, 700 b/w illustrations 49.99 ea
L509 1960-64 291 pages, over 200 b/w illustrations 49.99 ea
L510 1965-69 335 pages, 398 illustrations 49.99 ea
L511 1970-75 295 pages, 250 illustrations 49.99 ea



Interior Manuals

Auto Upholstery & Interiors

A guide to performing basic upholstery and interior repairs on all kinds of automobiles written expressly for the home enthusiast. Includes helpful guides on how to replace headliners, lay carpet, repair dashboards, reupholster seat frames and more. Softbound, 8" x 10", 160 pages.

L1265 29.99 ea



Custom Auto Interiors **New!**

More than 800 color photographs capture every detail you'll need to create your own exciting and award-winning custom interiors. Precise step-by-step instructions show you how to turn out completely professional custom interiors. This is an advanced level book. 192 pgs, 8-1/2" x 11".

L740 26.99 ea



Automotive Upholstery

Author teaches you how to sew like an expert, and avoid costly mistakes. Learn to recover and build seats, make headliners and carpets. Materials are described with specific recommendations for vinyl, cloth, leather, Nimbus, panel board, etc. 230 pages, 8-1/2" x 11", 550 b/w photos.

L378 22.99 ea



Automotive Upholstery

& Interior Restoration

After disassembling and gutting your car, it is easy to feel that you're in way over your head when it comes to the upholstery. Every photo in this book provides a hands-on approach that shows you how to repair and restore a car's interior to concours, show quality specifications. Paperback, 8-1/2" x 11", 192 pages.

L1288 33.99 ea



Motorama GM's Legendary Show & Cars

Motorama expert and experienced author David Temple has comprehensively researched the show, the cars, and the personalities to create a fascinating new story with many new photos of these magnificent cars. Within the pages of this volume, you get to relive this glorious era of automotive history and revisit the advanced show cars that inspired so many new models. This book features fascinating period photography of Motorama cars at the show, in development, and at different locales. No other automotive show rivaled the Motorama for stunning production and award winning cars, which makes this a must-have book. Hardback 8-1/2" x 11" with 208 pages.

L1307 39.99 ea



Automotive Literature

The Yenko Era

This book by Yenko family friend Mark Gillespie sheds new light on the life and times of legendary racer, car dealer and car builder, Don Yenko. The small buildings that stand today where the Yenko plant once built cars are proof that a small operation can have a huge impact with Yenko changing the business of cars and racing forever. Family photos, invoices and letters paint a picture of the man who created the Yenko sports cars and follow his exploits as a businessman and a racer until his tragic demise in 1987. A must have for any Yenko enthusiast.



L976

29.99 ea


DETROIT MUSCLE



New! Detroit Muscle

Detroit Muscle: Factory Lightweight and Purpose Built Muscle Cars follows the evolution of the fastest, most powerful, and exciting vehicles of the era, in both drag racing and NASCAR. From early Hudson Hornets, to the birth of the Hemi, to aluminum and fiberglass panel sedans, to lightweight special order muscle cars ready to race from the factory. Hardcover, 10" x 10", 192 pages.

L1283 45.99 ea



New! Selling The American Muscle Car

This book will take you back to an era when options were plentiful and performance was cheap. You will relive or be introduced to some of the cleverest marketing campaigns created during a time when America was changing every day. Automotive writer Diego Rosenberg examines the tactics and components used by manufacturers in waging war against one another in the muscle car era. Hardcover, 10" x 10", 192 pages, 290 color, 145 b/w photos.

L1306 45.99 ea

Muscle Cars

Muscle Cars explores this era and the current models with a broad survey of classic muscle and today's new machines. Each chapter is organized around a theme (milestones, factory racers, etc), each model getting a multi-page spread of full color photography, performance stats, and more. Photos and stories from the people who built and raced these amazing machines make the book a must read for any fan of American muscle. Paperback, 240 pages, 6-1/2" x 8-1/4"

L38377 19.99 ea

How To Choose Camshafts & Time Them For Maximum Power

Interested in learning how camshafts work, then this is the book for you. There's a science to their design, and a method to installing them for the greatest benefit. This book provides advice on how to find optimum timing for maximum power, and will help to choose the right camshaft. Paperback, 96 pgs, 8" x 10".

L2810 29.99 ea

Race Car Chassis: Design, Structures, Materials

Award-winning writer Forbes Aird deconstructs the race car chassis, examining the fundamentals of the design of stiff, lightweight mobile structures and the materials used to build them. Covers open wheel and closed wheel chassis. A valuable resource for engineers, racers and students. Softbound, 8-1/2" x 10-7/8", 128 pages.

L1055 19.99 ea



High-Performance Ignition Systems

This book leads you through the various components, systems and sub-systems, explaining the theory behind the operation and how the parts work with each other to achieve the ultimate goal of efficient combustion. Coils, wires, spark plugs, distributors, magnetos, inductive systems, CD ignitions, multiple spark systems, computer ignition controls, and rev limiters are all covered. 8-1/2" x 11", 128 pages, 250 b/w photos.

L8751 30.99 ea



New! Detroit Speed's How to Build a Pro Touring Car

Learn to install sections cover front subframe and rear suspension assemblies as well as upgrades to wheel tubes, brakes, fuel system, driveline, cooling system, and more. Also includes a LS swap. Paperback, 144 pages, 8-1/2" x 11".

L51379 30.99 ea

How To Draw Cars 2nd Edition

Car designer Thom Taylor goes back to the drawing board with all-new illustrations on such topics as the use of computers in design today. Taylor begins with advice on selecting the proper tools and equipment, then moves on to perspective and proportion, light, shadow, reflection, color and even interiors. 8-1/4" x 10-5/8", 144 pgs, 140 color, 100 b/w photos.

L4434 26.99 ea



L1939A

L1948A



L1955A

L1973A

Accessories Parts Price List

Ever wonder what the original prices were on those options that your Chevrolet car or truck was originally equipped with? These accessory price lists were printed when the vehicles were new. Information on each option and the prices associated with the option. Everything from the most common to the most rare of options are included in these car and truck price books. You'll be amazed at the prices! Makes for interesting reading.

L1936A	1936	4.99 ea
L1937A	1937	4.99 ea
L1938A	1938	4.99 ea
L1939A	1939	4.99 ea
L1940A	1940	4.99 ea
L1941A	1941	4.99 ea
L1942A	1942	4.99 ea
L1946A	1946	4.99 ea
L1947A	1947	6.99 ea
L1948A	1948	4.99 ea
L1949A	1949	6.99 ea
L1950A	1950	6.99 ea
L1951A	1951	6.99 ea
L1952A	1952	6.99 ea
L1953A	1953	4.99 ea
L1954A	1954	6.99 ea
L1955A	1955	4.99 ea
L1956A	1956	4.99 ea
L1957A	1957	4.99 ea
L1958A	1958	4.99 ea
L1959A	1959	6.99 ea
L1960A	1960	6.99 ea
L1961A	1961	6.99 ea
L1962A	1962	6.99 ea
L1963A	1963	4.99 ea
L1964A	1964	4.99 ea
L1965A	1965	4.99 ea
L1966A	1966	4.99 ea
L1967A	1967	4.99 ea
L1968A	1968	4.99 ea
L1969A	1969	4.99 ea
L1970A	1970	4.99 ea
L1971A	1971	4.99 ea
L1972A	1972	4.99 ea
L1973A	1973	4.99 ea