

# Automotive Manuals



DC91

L198

## Owners Manual Envelope

Keep your owner's manual in good condition by storing the owners manual in an original style envelope before placing it in the glove box. With this envelope, achieve total originality for your glove box! For use with all cars and trucks!

DC91	1934-52	8.99 ea
DC801	1963-66	7.99 ea
L19A	1967-68	4.99 ea
L19B	1969-72	4.99 ea



L1963T

L1970T

## Chevy Truck Owners Manual

One of the most important pieces of information you can have in your truck is the owner's manual. Choose from a wide variety of years. Each owners manual is reprinted as original using the same type styles, colors, paper and printing techniques for authenticity. Every new truck came with an owners manual. Be sure to replace your old worn out manual with these outstanding reprints.

L1947T	1947	14.99 ea
L1948T	1948	14.99 ea
L1949T	1949	14.99 ea
L1950T	1950	14.99 ea
L1951T	1951	14.99 ea
L1952T	1952	14.99 ea
L1953T	1953	14.99 ea
L1954T	1954	14.99 ea
L1955T	1955 <sup>sm</sup>	14.99 ea
L1955T2	1955 <sup>sm</sup>	14.99 ea
L1956T	1956	14.99 ea
L1957T	1957	14.99 ea
L1958T	1958	14.99 ea
L1959T	1959	14.99 ea
L1960T	1960	14.99 ea
L1961T	1961	14.99 ea
L1962T	1962	14.99 ea
L1963T	1963 1/2 ton	14.99 ea
L1964T	1964 1/2-3/4 ton	14.99 ea
L1965T	1965 1/2-3/4 ton	14.99 ea
L1966T	1966 1/2-3/4 ton	14.99 ea
L1967T	1967 1/2-3/4 ton	14.99 ea
L1968T	1968 1/2-3/4 ton	14.99 ea
L1969T	1969 1/2-3/4 ton	14.99 ea
L1970T	1970 1/2-3/4 ton	14.99 ea
L1971T	1971 1/2-3/4 ton	14.99 ea
L1972T	1972 1/2-3/4 ton	14.99 ea
L1973T	1973 1/2-3/4 ton	14.99 ea
L1974T	1974 1/2-3/4 ton	14.99 ea
L1975T	1975 1/2-3/4 ton	14.99 ea
L1976T	1976 1/2-3/4 ton	14.99 ea
L1977T	1977 1/2-3/4 ton	14.99 ea
L1978T	1978 1/2-3/4 ton	14.99 ea
L1979T	1979 1/2-3/4 ton	14.99 ea
L1980T	1980 1/2-3/4 ton	14.99 ea



TSB46

## 1942-73 Chevrolet Truck Sales Brochure

Reprints of the original Chevrolet showroom sales brochures that were issued to prospective buyers. Each brochure is printed on the original stock paper including correct colors and type fonts.

TSB42	1942	10.99 ea
TSB46	1946	12.99 ea
TSB47	1947	12.99 ea
TSB48	1948	12.99 ea
TSB49	1949	12.99 ea
TSB50	1950	12.99 ea
TSB51	1951	12.99 ea
TSB52	1952	12.99 ea
TSB53	1953	12.99 ea
TSB54	1954	12.99 ea
TSB55	1955 <sup>sm</sup>	12.99 ea
TSB55A	1955 <sup>sm</sup>	12.99 ea
TSB56	1956	12.99 ea
TSB57	1957	12.99 ea
TSB58	1958	12.99 ea
TSB59	1959	12.99 ea
TSB60	1960	12.99 ea
TSB61	1961	12.99 ea
TSB62	1962	12.99 ea
TSB63	1963	12.99 ea
TSB64	1964	12.99 ea
TSB65	1965	13.99 ea
TSB66	1966	13.99 ea
TSB67	1967	13.99 ea
TSB68	1968	13.99 ea
TSB69	1969	13.99 ea
TSB70	1970	13.99 ea
TSB71	1971	13.99 ea
TSB72	1972	13.99 ea
TSB73	1973	13.99 ea



CDT5400



CDT7200

## Factory Shop Manuals and Parts Books on CD ROM


The information provided on each CD-ROM includes virtually all the information you'll find in a factory shop manual. This unique concept gives you the ability to view on your personal computer, complete factory technical information on the make and model of your vehicle. If multiple manuals are required for a particular make and model, all are supplied on a single CD for your convenience.

### Shop Manuals/Chassis Part Books

CDT4700	1947	38.99 ea
CDT4853	1948-53	38.99 ea
CDT5400	1954-59	38.99 ea
CDT5600	1955 <sup>sm</sup> 56	38.99 ea
CDT5700	1957	38.99 ea
CDT5800	1958-59	38.99 ea
CDT6000	1960-62	38.99 ea
CDT6300	1963-66	38.99 ea

### Chassis Service/Overhaul Manuals

CDT6700	1967	38.99 ea
CDT6800	1968	38.99 ea
CDT6900	1969	38.99 ea
CDT7000	1970	38.99 ea
CDT7100	1971	38.99 ea
CDT7200	1972	38.99 ea



L781



L941

## 1942-72 Service and Shop Manual

These factory shop manuals give you all the information you'll need for servicing your GM truck. Each manual features plenty of important information, including a brief description of construction, and thorough data on operation, care, specifications, and overhaul of major components for Chevrolet and GMC truck models. These manuals were originally written by General Motors and will not only serve as a handy reference, but also provide step-by-step procedures for most service operations. This is an invaluable reference source for anyone who owns a Chevrolet or GMC truck. Reprints of the original GM shop manuals.

Note: \*1961 supplement - use with 1960 #L824. \*\*1964, '65, and '66 supplements - use with 1963 #L784. 1961-62 4 x 4, Tilt Cab and Powermatic Transmission Supplement - use with 1960 #L824.

L778	1942-46	24.99 ea
L779	1948-52	24.99 ea
L781	1954	24.99 ea
L849	1955 <sup>sm</sup> 59	29.99 ea
L792	1955 <sup>sm</sup>	19.99 ea
L793	1956	17.99 ea
L799	1957	37.99 ea
L801	1958	32.99 ea
L822	1959	17.99 ea
L824	1960	42.99 ea
L826*	1961	supplement to L824 14.99 ea
L825*	1961-62	4x4, supplement to L824 14.99 ea
L784	1963	44.99 ea
L934**	1964	supplement to L784 19.99 ea
L936**	1965	supplement to L784 24.99 ea
L937**	1966	supplement to L784 24.99 ea
L938	1967	32.99 ea
L939	1968	32.99 ea
L940	1969	32.99 ea
L941	1970	32.99 ea
L942	1971	29.99 ea
L943	1972	29.99 ea



L774



L775


## 1967-98 Haynes Shop Manual

Haynes manuals contain virtually all aspects of maintenance including engine, cooling system, fuel and exhaust, ignition, transmission, driveline, brakes, suspension, body, wiring and more! Step-by-step procedures. Easy to use for the "do-it-yourselfer" who wants to do the work and maintain their vehicle.

### C/K Pickup

L774	1967-87	29.99 ea
L775	1988-98	29.99 ea

# Automotive Manuals



TM1055




TM1067

## 1947-72 Assembly Manual



Each manual is an exact duplication of the original assembly manual actually used on the line when the truck was built. These manuals include detailed assembly information and exploded views on each and every major component. Also includes exploded views of different sections of the truck including interior and exterior parts. Each part is numbered with the original part number for reference. If you're putting together a truck, or simply want to know in detail, how the truck was assembled, this book is a must!

TM1047	1947-54	34.99 ea
TM1055	1955-59	34.99 ea
TM1060	1960-66	34.99 ea
TM1067	1967-72	44.99 ea



LTW47



LTW63

## 1942-74 Chevrolet Wiring Diagram



Make it easy to replace your wiring with these complete wiring diagrams for your Chevrolet truck. Diagrams cover the basic schematic information on your under dash harness, engine harness, front light harness, tail lamp harness, and other various wiring, depending on your year and model.

LTW42	1942-46	8.99 ea
LTW47	1947-53	8.99 ea
LTW54	1954	8.99 ea
LTW55	1955-59	8.99 ea
LTW56	1956	8.99 ea
LTW57	1957	8.99 ea
LTW58	1958	8.99 ea
LTW59	1959	8.99 ea
LTW60	1960	8.99 ea
LTW61	1961	8.99 ea
LTW62	1962	8.99 ea
LTW63	1963	8.99 ea
LTW64	1964	8.99 ea
LTW65	1965	8.99 ea
LTW66	1966	8.99 ea
LTW67	1967	8.99 ea
LTW68	1968	8.99 ea
LTW69	1969	8.99 ea
LTW70	1970	8.99 ea
LTW71	1971	8.99 ea
LTW72	1972	8.99 ea
LTW73	1973	8.99 ea
LTW74	1974	8.99 ea



L508



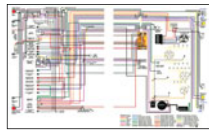
L511

## 1955-75 Chevrolet by the numbers



Chevrolet by the numbers is the only authoritative reference for identifying and verifying the correct Chevrolet parts by casting number, for your exact model. Every casting number for every V8 Chevrolet engine and drivetrain part from 1955 through 1975. If you want to know the original parts for your Chevrolet drivetrain, not what will interchange or fit, but the correct part that came with your vehicle when it rolled off the assembly line. Softbound, 8-3/8" x 11".

L508	1955-59	230 pages	54.99 ea
L509	1960-64	291 pages	49.99 ea
L510	1965-69	335 pages	49.99 ea
L511	1970-75	295 pages	49.99 ea



L4515

## 1942-81 Color Wiring Diagram




These include two 8-1/2" x 11" or 11" x 17" full colored drawings with the dash to rear lights on one side and the dash to the engine compartment on the other. They are laminated back-to-back in heavy plastic for durability (no more grease smudges) and ease of use. Redo the wiring on your classic truck the easy way... in color!

**Note:** \*Add C suffix for Chevrolet models and L suffix for large format or CL for Chevrolet large format.

<b>Two sided 8-1/2" x 11"</b>			
24408*	1942-47	GMC	18.99 ea
24499*	1948-49	GMC	18.99 ea
24500*	1950-51	GMC	18.99 ea
24501*	1952	GMC	18.99 ea
14502*	1953-55 <sup>1/2</sup>	GMC	18.99 ea
14504	1955 <sup>1/2</sup>	GMC	18.99 ea
14505*	1956	GMC	18.99 ea
14506*	1957	GMC	18.99 ea
14507*	1958	GMC	18.99 ea
14508*	1959	GMC	18.99 ea
14509*	1960	GMC	18.99 ea
14510*	1961	GMC	18.99 ea
14511*	1962	GMC	18.99 ea
14512*	1963	GMC	18.99 ea
14513*	1964	GMC	18.99 ea
14514*	1965	GMC	18.99 ea
14515*	1966	GMC	18.99 ea
14516*	1967	GMC	18.99 ea
14517*	1968	GMC	18.99 ea
14518*	1969	GMC	18.99 ea
14519*	1970-71	GMC	18.99 ea
14521*	1972	GMC	18.99 ea

<b>Single side 11" x 17"</b>			
24502	1973	Chevy and GMC	18.99 ea
24503	1974	Chevy and GMC	18.99 ea
24504	1975	Chevy and GMC	18.99 ea
24505	1976	Chevy and GMC	18.99 ea
24506	1977	Chevy and GMC	18.99 ea
24507	1978	Chevy and GMC	18.99 ea
24508	1979	Chevy and GMC	18.99 ea
24509	1980	Chevy and GMC	18.99 ea
24510	1981	Chevy and GMC	18.99 ea



## 1957 Accessories Installation Manual

Factory manual that gives all the information you will need for installing GM factory accessories. Each manual includes original instruction sheets and templates for installation of factory accessories.

TF250017	1957	14.99 ea
----------	------	----------



L1948A



L1955A

## Accessories Parts/Price List



Ever wonder what the original prices were on those options that your Chevrolet car or truck was originally equipped with? These accessory price lists were printed when the vehicles were new. Information on each option and the prices associated with the option. Everything from the most common to the most rare of options are included in these car and truck price books. You'll be amazed at the prices! Makes for interesting reading.

L1936A	1936	3.99 ea
L1937A	1937	4.99 ea
L1938A	1938	4.99 ea
L1939A	1939	4.99 ea
L1940A	1940	4.99 ea
L1941A	1941	4.99 ea
L1942A	1942	4.99 ea
L1946A	1946	4.99 ea
L1947A	1947	7.99 ea
L1948A	1948	4.99 ea
L1949A	1949	7.99 ea
L1950A	1950	7.99 ea
L1951A	1951	7.99 ea
L1952A	1952	7.99 ea
L1953A	1953	4.99 ea
L1954A	1954	7.99 ea
L1955A	1955	4.99 ea
L1956A	1956	4.99 ea
L1957A	1957	4.99 ea
L1958A	1958	4.99 ea
L1959A	1959	7.99 ea
L1960A	1960	8.99 ea
L1961A	1961	7.99 ea
L1962A	1962	8.99 ea
L1963A	1963	4.99 ea
L1964A	1964	4.99 ea
L1965A	1965	4.99 ea
L1966A	1966	4.99 ea
L1967A	1967	4.99 ea
L1968A	1968	4.99 ea
L1969A	1969	4.99 ea
L1970A	1970	4.99 ea
L1971A	1971	4.99 ea
L1972A	1972	4.99 ea
L1973A	1973	4.99 ea

# Automotive Literature



## How To Restore Your Chevrolet Pickup

Learn just how to properly restore your Chevrolet or GMC pickup in this new edition of one of our most popular how-to titles. Featuring an attractive new design, significantly updated text content and beautiful full-color photography, this is one book your library shouldn't be without. Paperback, 8-1/4" x 10-5/8", 224 pages, 320 color photos. L1372 ..... 32.99 ea



## Xtreme Customizing GM Full-size Pick-ups

Handy tips and tricks from the experts for all full-size GM trucks. Avoid costly mistakes—this book is a must read before you do any kind of customizing to your full-size GM pickup. Haynes manuals are written and photographed from "hands-on" experience gained by a complete tear down and rebuild of the specific vehicle. Hundreds of photographs depict repair procedures, wiring diagrams, owner maintenance, emissions systems and more. Paperback, 8-1/2" x 11", 200 pages. L9582 ..... 34.99 ea



## The Yenko Era

This book by Yenko family friend Mark Gillespie sheds new light on the life and times of legendary racer, car dealer and car builder, Don Yenko. Family photos, invoices, and letters paint a picture of the man who created the Yenko sports cars and follow his exploits as a businessman and a racer until his tragic demise in 1987. A must have for any Yenko enthusiast. L976 ..... 29.99 ea



## How to Build Horsepower

Proven methods for increasing horsepower in any engine. High-performance street and race engine builders are always looking for the latest techniques and combination of parts to build a better, stronger, more powerful engines. This all-new edition of Vizard's top-selling How to Build Horsepower explains the latest and most effective engine building techniques and strategies. The reader is treated to the secrets and methods for building virtually any automotive engine. Paperback, 8-1/2" x 11", 144 pages. L606 ..... 29.99 ea



## Diesel Builders Guide

High-Performance Diesel Builder's Guide is the first book to explain how modern diesel engines work and how to safely enhance power and performance. The book covers airflow components, including the turbocharger and intercooler, using electronic tuners, and choosing between nitrous oxide and propane injection. Paperback, 8-1/2" x 11", 144 pages. L953 ..... 35.99 ea



## How to Rebuild Your Big-Block

Comprehensive book giving excellent information on how to remove engine, tear down and inspect for wear, recondition, assemble and install. How to identify each part. Includes casting numbers and specifications. Covers all years of passenger cars and trucks, 396, 400, 402, 427, and 454. 8-1/2" x 11", 160 pages, softbound. L41 ..... 24.99 ea



## Chevrolet Inline Six-Cylinder Power Manual

This Power Manual is the bible for new and experienced six-cylinder engine builders. This updated version is a must-have for any serious inliner. From soup to nuts, when you want to build the Chevy six for more power and torque than the factory could ever imagine, there is only one book the experts turn to. And now the second edition is absolutely jam packed with the latest blueprints, interviews, airflow charts, build sheets, racer and "hot dog" profiles. Thought provoking ideas will help you build the Chevy six your way! Paperback, 8-1/2" x 11", 224 pages, 291 photos, L2722 ..... 29.99 ea



## How to Build Big-Inch Chevy Small Blocks

Have you been bitten by the big-cube bug? Does size really matter? Yes it does, and the quest for big cubes doesn't have to lead to a big block anymore. In this book, author Graham Hansen takes a step-by-step approach to constructing your big-inch short block and also discusses how to select the best heads, cam, intake and exhaust system, specifically for big-inch power, complete with dyno graphs. Paperback, 8-1/2" x 11", 144 pages. L916 ..... 35.99 ea



## How to Swap GM LT Engines

Discover the latest GM swap technology in this all-new, comprehensive LT swapper's guide. 144 pages. SA411 ..... 32.99 ea

## Rebuilding the Small-Block Chevy Step-By-Step Videobook

This is a step-by-step workbench book and DVD combination that shows you how to build a street or racing small-block Chevy. Detailed sections show how to disassemble a used engine, inspect for signs of damage, select replacement parts, check critical component fit, and much more! 160 pages, softbound. L6611 ..... 49.99 ea



## How to Rebuild the Small-Block

This book covers virtually every small block engine. Includes easy step-by-step approach, help avoid costly and time consuming mistakes, select the right parts, master mechanical tips and the ins and outs of quality machine work. Softbound, 146 pages, 100 illustrations. L278 ..... 27.99 ea



## Small-Block Interchange

Cataloging all 1968 to 2000 small block Chevy engines, this manual includes more than 25,000 part numbers, specs, dates and technical details on engine blocks, heads, valves, crankshafts, camshafts, pistons, manifolds, ignition systems, emission systems, and more. Softbound, 176 pgs. L1024 ..... 27.99 ea



## How to Rebuild & Modify Chevy 348/409 Engines

Chevy's "W" series' 348 and 409 became legends on the street, and the track. While these engines enjoyed pop culture status in the early 1960's, the later Mark IV Chevy big blocks overshadowed these W-engines by the end of the decade. This book provides instruction for rebuilding a stock W-engine as well as directions for a sound performance build. Learn how to select a strong, clean block, the best heads and camshaft, and increase the compression ratio. All options are examined. From mild to wild, from stock to modified, the book covers everything you need to know about the legendary 348-409 engines. Softbound, 8-1/2" x 11", 144 pages, 400 color photos. L1403 ..... 39.99 ea



## Automotive Literature

## Chevy LS Engine

## Conversion Handbook

This guide walks you through the process of installing GM's popular LSx series small block engine into just about any vehicle. Includes: an overview of the GM LSx series engine, technical details on swapping transmissions, drivetrain, fuel system, wiring and ECU, exhaust, and installation.

L1566 ..... 29.99 ea

## How To Swap GM LS Engines

Complete specs, and detailed information so you can select and fit an LS engine. A section on mounting kits, explaining how to install these engines into a variety of engines, using readily available motor mount kits, universal engine mounts, or fabricated mounts. 144 pages, softbound.

L1021 ..... 29.99 ea

## How to Build Chevy LT1/LT4

This book guides you through the factory and aftermarket components of the LT1/LT4 engines, offering sound performance advice and recommendations. Additionally, complete engine build-up recipes are provided, along with their respective horsepower and torque levels. You can follow the advice of experts and achieve targeted results for your own project. Softbound, 8-1/2" x 11", 136 pages.


L1098 ..... 34.99 ea

## LS1 Engine Installation

This useful publication provides general information on components and procedures that can be extremely useful when installing or servicing LS1 engines. Topics include installation notes, support systems, electronic engine controls, recommended accessories, parts lists and engine specs. Softbound, 36 pages.

G11810 ..... 21.99 ea

New!



## Chevrolet Inline-6 Engine

When rebuilding your Chevrolet inline-6 engine known as the Stovebolt, take advantage of Dave Krehbiel's knowledge that spans decades. Author Dave Krehbiel created the ultimate resource on rebuilding the Stovebolt Chevrolet powerplant. Using color photography with step-by-step sequencing, Dave takes you through the disassembly, rebuild, and reassembly of these engines, including rebuilding the carburetor, distributor, and intake/exhaust systems. Tech Tips highlight areas that can be overlooked, such as proper cleaning and determining if a part is reusable, and an appendix provides information on decoding casting numbers. Paperback, 8-1/2" x 11", 144 pages.

SA455 ..... 29.99 ea

## High-Perform Ignition Systems

This book leads you through the various components, systems and sub-systems, explaining the theory behind the operation and how the parts work with each other to achieve the ultimate goal of efficient combustion. Coils, wires, spark plugs, distributors, magnetics, inductive systems, CD ignitions, multiple spark systems, computer ignition controls, and rev limiters are all covered. 8-1/2" x 11", 128 pages, 250 b/w photos.

L851 ..... 34.99 ea

## David Vizard's How to Super Tune and Modify Holley Carburetors

Author Vizard explains the science, the function, and the tuning expertise required to get your Holley carburetor to perform its best for your performance application. This book guides you through the traditional 4150 Double Pumper, Dominator, and 4160 vacuum secondary models, as well as all the recent releases from Holley, including the Ultra Street Avenge and Ultra HP Series Carbs. Paperback, 144 pages, 8-1/2" x 11".

L9658 ..... 29.99 ea

HOLLEY



## Holley Carburetor Handbook

This handbook covers the fuel inlet system, idle system, main metering system, power system, accelerator pump system, secondary system, choke system, metering blocks, repair and adjustment, and more! Softbound, 6" x 9", 80 pages.

L1559 ..... 19.99 ea

## Carter/Edelbrock Carburetors

Contains photos, illustrations and diagrams, covering rebuilding, tuning and modifying Carter and Edelbrock carburetors. Also features a history on the Carter company as well as the development of the AFB and the AVS since the purchase by Edelbrock. Softbound, 136 pgs, 8-1/2" x 11".

L433 ..... 34.99 ea

## Holley Carburetors, Manifolds &amp; Fuel Injection

This manual covers high performance and stock replacement 1, 2, and 4 barrel Holley carburetors and Holley manifolds for the street or strip. Also includes sections on the operation and installation of Holley's Pro-Jection fuel injection systems and a special section on Z-28's, Softbound, 8-1/2" x 11", 192 pages.

L40 ..... 29.99 ea

## How to Build and Modify Quadrajet Carburetors

The book is a complete guide to selecting, rebuilding, and modifying the Q-Jet, aimed at both muscle car restorers and racers. It includes a guide to selecting and finding the right carb, instructions on how to rebuild the carb and extensive descriptions of high-performance modifications.

L202 ..... 29.99 ea

New!



## How to Tune and Win with Demon Carburetors

How to Tune and Win with Demon Carburetor provides a detailed look at carburetor and engine theory in an easy to understand manner, and is a guide for choosing the correct carburetor for the application. Tuning tips for racing, and street/strip use are included and each of the four Demon models are analyzed in detail along with the basics of combustion, air flow, emissions, fuel systems, and gasoline. To add to the learning experience, each chapter includes side bars and review questions. Softbound, 8-1/2" x 11", 128 pages.

L164 ..... 33.99 ea

New!



## How to Build Horsepower Carburetors &amp; Intake Manifolds

Small modifications and upgrades can result in large performance gains! Acclaimed technical writer David Vizard provides you with the latest technical updates in regards to Carter, Holly, Predator, Weber, Dellorto and Mikuni carburetors plus calibration methods, analysis of different designs, mixture ratios and intake combinations. Paperback, 8-1/2" x 11", 128 pages.

L353 ..... 33.99 ea

## Designing And Tuning High-Perf Fuel Injection Systems


This book goes in-depth on the combustion basics of fuel injection as well as benefits and limitations of standalone. Includes glossary and a special resources guide with standalone manufacturers and test equipment manufacturers. Softbound, 128 pgs, 8-1/2" x 11".

L1062 ..... 29.99 ea

# Automotive Literature

## GM Turbo 400 Transmissions

Automotive technical author Cliff Ruggles guides you through the complex rebuild procedure of GM's popular rear wheel drive automatic transmission.



With his proven style, Ruggles goes through the step-by-step rebuild and performance upgrade procedures in a series of full color photos. He includes instruction on removal and installation, tear down procedures, parts inspection and replacement, as well as performance mods and shift kit installation. Time saving tips are part of every build up as well. Paperback, 8-1/2" x 11", 144 pages with 563 color photos. **L1322** ..... 39.99 ea

## Muncie 4-Speed Transmissions

### How to Rebuild and Modify

This is an indispensable reference to Muncie 4-speeds that guides you through each crucial stage of the rebuild process.



Comprehensive i.d. information is provided, so you can positively identify the cases, shafts, and related parts. It discusses available models, parts options, and gearbox cases. Most important, it shows how to completely disassemble the gearbox, identify wear and damage, select the best parts, and complete the rebuild. Various high-performance and racing gears are also shown, including essential modifications, gun drilling the shafts, cutting down the gears to remove weight, and achieving race-specific clearances. Paperback, 8-1/2" x 11", 144 pages. **L1291** ..... 29.99 ea

## How to Rebuild & Modify GM TH400 Transmissions

Millions of GM cars and trucks have been built with Turbo 400 automatic transmissions.



This book takes readers step-by-step through the complex transmission rebuild procedure as performance upgrade procedures with a series of full color photos for each of these models. Softbound, 144 pages, 8-1/2" x 11". **L1413** ..... 27.99 ea


## Powerglide Transmission

This complete guide to the Powerglide covers it all from a stock rebuild to an all-out race unit. Subjects covered include general transmission service, basic operation, in-car service and repairs, final assembly and much more. Includes 300 photos. 8-1/2" x 11". **L242** ..... 29.99 ea



## GM Automatic Transmission Overhaul Manual

The TH2004R, 350, 400 and 700R4 automatic transmissions are covered with complete overhaul photo sequences.



Also covered are theory of operation, in-vehicle repairs and performance modifications. Softbound, 8-1/4" x 10-3/4", 240 pages, 576 black and white illustrations. **L743** ..... 29.99 ea


## Turbo Hydra-Matic 350

Clear, concise text leads you through every step of the rebuild, from transmission removal, tear down and inspection to various high-performance and racing gears and installation. Also covers transmission identification, principles of operation and maintenance, troubleshooting and in car repairs. 8-1/2" x 11", 256 pages. **L1160** ..... 29.99 ea



## GM Automatic Overdrive Transmission Builders and Swapper's Guide

This book includes information about high-performance modifications, both from the factory and the aftermarket. It also covers common installation issues such as mounting, shifters and linkages, wiring harnesses, and more. 128 pages, softbound. **L996** ..... 29.99 ea



New!



## How to Rebuild/Modify

### High-Perf Manual Transmissions

This revised edition of How to Rebuild and Modify High-Performance Manual Transmissions breaks down the disassembly, inspection, modification, upgrade and rebuilding process into detailed yet easy-to-follow steps consistent with SA Design's other Workbook series books. The latest techniques and insider tips are revealed, so an enthusiast can quickly perform a tear-down, identify worn parts, select the best components and successfully assemble a high-performance transmission. Softbound, 8-1/2" x 11", 144 pages. **L964** ..... 29.99 ea

New!



## Chassis Engineering

A step by step guide to enhancing road handling ability. Topics include: center of gravity, roll center, tire technology, front and rear suspensions, brakes, shocks and springs and chassis design. This is one of the most informative books on the subject to come along. Softbound, 8-1/2" x 10-7/8", 176 pages. **L522** ..... 24.99 ea



## Paint Your Car On A Budget

This book unveils dozens of secrets that will help anyone paint their own car. This book covers everything you need to know to get a great looking coat of paint on your car and save lots of money in the process. 128 pages, 8-1/2" x 11", 400 color photos. **L917** ..... 29.99 ea

## Pro Paint & Body

Revised and updated edition of one of the bestselling paint handbooks in the industry. It includes current information on HVLP paint guns and equipment and waterborne paint technology. Has sections on hammer and dolly, painless dent removal, patching panels, spray guns and compressors, paint prep, shooting paint, plastic bumper repair, and custom paint tips and tricks. Paperback, 160 pages, 8-1/2" x 10-7/8". **L1573** ..... 29.99 ea



## How to Paint Your Car

This book reveals the techniques and technology behind automotive painting through 250 color photos, detailed captions and text.



Not only will you learn these basic skills, you'll also learn up-to-date information about paint chemistry, the tools of the trade and safety gear that every automotive painter must know. 160 pages, softbound. **L3159** ..... 29.99 ea

## Weld Like a Pro

Welding is an art and an skill that's essential for automotive fabrication, repair, and vehicle upgrades. It is also an important skill for countless household projects and industries. Not only will you learn these basic skills, but you'll also learn advanced welding techniques as well as the use of aluminum, titanium, magnesium, stainless steel, and other specialty materials. Paperback, 144 pages, 8-1/2" x 11". **L1570** ..... 39.99 ea



## Automotive Bodywork and Rust Repair

Whether you want to tackle a full restoration project, or just want to save money by doing minor repairs yourself, Automotive Bodywork and Rust Repair is the book to get you through it. Softbound, 8-1/2" x 11", 160 pages. **L1086** ..... 29.99 ea



# Automotive Literature

New!



## Muscle Car

### Interior Restoration Guide

Muscle Car Interior Restoration provides expert insight into the tools, materials, techniques, and procedures for professionally completing a muscle car restoration. It covers instrument panel and dashboard restoration, electrical system restoration, firewall pad, steering wheel, steering column, and pedal restoration. Softbound, 8-1/2" x 11", 160 pages.

L1087 ..... 38.99 ea

## Auto Upholstery & Interiors

A guide to performing basic upholstery and interior repairs on all kinds of automobiles written expressly for the home enthusiast. Includes helpful guides on how-to-replace headliners, lay carpet, repair dashboards, reupholster seat frames and more. Softbound, 8" x 10", 160 pages.

L1265 ..... 29.99 ea

## Automotive Upholstery

Author teaches you how to sew like an expert, and avoid costly mistakes. Learn to recover and build seats, make headliners and carpets. Materials are described with specific recommendations for vinyl, cloth, leather, Nimbus, panel board, etc. 230 pages, 8-1/2" x 11", 550 b/w photos.

L378 ..... 22.99 ea

## Automotive Upholstery

### Interior Restoration


After disassembling and gutting your car it's easy to feel that you're in way over your head when it comes to the upholstery. Every photo in this book provides a hands-on approach that shows you how to repair and restore a car's interior to concours, show quality specifications. Paperback, 8-1/2" x 11", 192 pages.

L1288 ..... 23.99 ea

## Professional Sheet Metal Fabrication

Professional Sheet Metal Fabrication is the number one resource for sheet metal workers old and new. Dent repair and automotive patch panel fabrication are covered in detail. This is truly the most detailed enthusiast focused sheet metal how-to book on the market. Paperback, 304 pages, 8-1/4" x 10-5/8".

L14927 ..... 39.99 ea



## Automotive Wiring & Electrical

Countless collector car owners are skilled at performing mechanical work, but for many of them, electrical work seems like a mystery, too complicated and too confusing. However, electrical upgrades are absolutely essential for a high-performance classic car or a modified car to perform at its best. In this revised edition brilliant color photos and explanatory step-by-step captions detail the installation of the most popular, functional, and beneficial upgrades for enthusiasts of varying skill levels. Just a few of the projects included are: maximizing performance of electric fans; installing electronic gauges; upgrading charging systems; and installing a complete aftermarket wiring harness, which is no small task. Each facet is covered in amazing detail. Paperback, 8-1/2" x 11", 144 pages with 394 color photos.

L1323 ..... 29.99 ea



## Automotive Wiring & Electrical

The basics of electrical principles, including voltage, amperage, resistance and Ohm's law, are revealed in clear and concise detail, so the enthusiast understands what these mean in the construction and repair of automotive electrical circuits. 8-1/2" x 11", 144 pages, 350 photos.


L1019 ..... 29.99 ea



## Auto Electrical Handbook

Learn about basic electrical theory, how various electrical works and drawing circuit diagrams. Includes tips on electrical test equipment and troubleshooting electrical circuits. 350 photos, drawings and diagrams. Softbound, 157 pages.


L187 ..... 21.99 ea



## How To Diagnose and Repair Automotive Electrical Systems

Details the various tools, such as multi-meters and test lights, that can be used to evaluate and troubleshoot any vehicle's electrical system. Several hands-on projects take readers on a guided tour of their vehicle's electrical system and demonstrate how to fix specific problems. Paperback, 160 pages, 8-5/16" x 10-5/8".

L20990 ..... 27.99 ea



## Custom Auto Wiring & Electrical

This indispensable guide to high performance and OEM automotive electrical systems covers electrical theory, wiring techniques and equipment, custom wiring harnesses for racing, hot rods and restorations, pre-made wiring harnesses, special electrical systems (navigation, audio, video), troubleshooting common electrical problems, dashboards and instrument and trailer wiring. Softbound, 8-1/4" x 5-1/4", 192 pages.

L1056 ..... 29.99 ea

## High-Performance Chevy

### Small Block Cams & Valvetrains

Graham Hansen, takes the mystery out of camshaft and valvetrain function, selection, and design. This book covers rocker arms, lifters, valves, valvesprings, retainers, guideplates, pushrods, and cam drives, as well as detailed information on how to degree a cam and choose the proper cam for your application. Finally, matching cams to cylinder heads, analyzing port flow, and proving it all through dyno-tests round out this informative volume. Softbound, 8-1/2" x 11", 144 pages.

L193 ..... 39.99 ea

## High-Performance Differentials, Axles & Drivelines

This book covers everything you need to know about selecting the most desirable gear ratio, rebuilding differentials and other driveline components, and most importantly, matching the correct driveline components to engine power output. Learn how to setup a limited-slip differential, install high-performance axle shafts, swap out differential gears, and select the best available products for the driveline. Paperback, 8-1/2" x 11", 144 pages.

L1063 ..... 29.99 ea

## Chevy Differentials: How To Build The 10- and 12-Bolt

Author Jefferson Bryant walks you through the entire process of disassembling, evaluating, and rebuilding the perfect differential for your GM application. In this step-by-step guide, you learn how to completely disassemble the differential, evaluate components, and select replacement parts. You're also shown all of the up-to-date techniques for reassembling the differential and axle. Informative sections on axle identification and replacement parts are also provided. Paperback, 8-1/2" x 11", 144 pages, 395 color photos.

L1287 ..... 29.99 ea