

Power Steering Pumps

100% New Components!

OER AUTHORIZED



NP6083



NP6084



NP7009



NP6196

1961-79 New Power Steering Pump

Brand-new OER® Authorized power steering pumps have been manufactured to meet the highest standards of quality while maintaining an authentic original appearance. This brand new power steering pump features a reservoir in the correct original configuration, with the proper return fitting and clocking.

Note: Pulley, cap, and nut sold separately.

OE Style - All Models

NP6084	1961-72	6, 8 cylinder.....	171.99 ea
NP6083	1963-69	2WD - except BB	173.99 ea
NP6083	1968-69	4WD - except BB	173.99 ea
NP6196	1968-72	big block.....	159.99 ea
NP7009	1970-72	6 cylinder, SB.....	171.99 ea

OE Style with Hydroboost

NP7039	1975-76	big block.....	169.99 ea
NP7037	1975-79	6 cylinder.....	164.99 ea
NP7023	1975-79	small block.....	186.99 ea

100% New Components!

OER AUTHORIZED



NP6000



A9500150

1973-74 New Power Steering Pump

Brand-new OER® Authorized power steering pumps have been manufactured to meet the highest standards of quality while maintaining an authentic original appearance. This brand new power steering pump features a reservoir in the correct original configuration, with the proper return fitting and clocking.

Note: Includes cap and pulley nut.

6 Cylinder and Small Block

NP6000	1973-74	black.....	186.99 ea
A9500150	1973-74	chrome.....	171.99 ea

OER AUTHORIZED



A7020

A7018

A7045

1973-79 Power Steering Pump

Thoroughly remanufactured, these OER® Authorized Saginaw power steering pumps are carefully inspected and meticulously rebuilt and restored to OE appearance and function! Reservoirs are reconditioned in original configuration for complete authenticity! This is a good choice for restorations when an original appearance and superior quality is desired. Remanufactured in USA.

NO CORE CHARGE REQUIRED!

Note: Pulley, cap, and nut sold separately.

OE Style - All Models

A7020	1973-74	2/4WD	6 cyl.....	164.99 ea
A7018	1973-74	2WD	BB.....	164.99 ea

OE Style with Hydroboost

A7048	1975-79	2/4WD	SB.....	164.99 ea
A7045	1977-79	2WD	BB.....	164.99 ea

OE Style without Hydroboost

A7026	1975-79	2/4WD	6 cyl.....	164.99 ea
A7046	1975-79	2WD	SB.....	164.99 ea
A7025	1975-79	2WD	BB.....	164.99 ea

100% New Components!

OER AUTHORIZED



1963-72 Chrome Power Steering Pump

These 100% brand new pumps have a beautiful OEM appearance and function. 6 cylinder/small block pumps come with AN fitting for early applications. Features a black pump with chrome reservoir and cap.

6 Cylinder and Small Block

NP6083C	1963-72	chrome.....	194.99 ea
---------	---------	-------------	-----------

100% New Components!

OER AUTHORIZED

New!



1983-74 New Power Steering Pump

New Saginaw style power steering pump without the reservoir. Manufactured to meet the highest standards of quality while maintaining an authentic appearance.

New Replacement Pump without Reservoir

96140	1963-72	L6, SB.....	140.99 ea
96140	1968-72	BB.....	140.99 ea
96140	1973-74	all.....	140.99 ea

CARDONE



PS6084

PS6000

PS6815

1983-91 Remanufactured PS Pump

If you need to replace the worn out, damaged or missing power steering pump in your 1983-91 Chevrolet or GMC truck, choose from our comprehensive selection of thoroughly reconditioned pumps. Outlet port fitting may not be included on all pumps. Re-use old fitting if necessary. Reservoir may differ in appearance from the original, but will fit and function like new.

*Note: Pulley, cap, and nut sold separately. *Fits 1963-86 C/K, 1987-91 RV and 1973-91 Blazer, Jimmy and Suburban models.*

NO CORE CHARGE REQUIRED!

OE Style - All Models

PS6084*	1963-67	V8	84.99 ea
PS6084*	1968-72	6 cyl	84.99 ea
PS6084*	1968-72	SB	84.99 ea
PS6180*	1973-74	6 cyl	74.99 ea
PS6000*	1973-74	SB	2WD.....	89.99 ea
PS6182*	1973-74	SB/BB	4WD.....	89.99 ea

OE Style with Hydroboost

PS8615	1976	SB	2WD.....	71.99 ea
PS6999	1976-79	BB	2WD.....	65.99 ea
PS8615	1976-79	BB	4WD.....	71.99 ea
PS8615	1978-79	SB	2WD.....	71.99 ea
PS8715	1980-81	SB	79.99 ea
PS8715	1981-91	SB	1 ton.....	79.99 ea
PS8715	1985	BB	1 ton.....	79.99 ea

OE Style without Hydroboost

PS6803	1975	SB	w/1 rr stud	79.99 ea
PS6800	1975	SB	w/2 rr studs	86.99 ea
PS6999	1975-79	BB	65.99 ea
PS6803	1976-79	SB	w/1 rr stud	79.99 ea
PS6800	1976-79	SB	w/2 rr studs	86.99 ea
PS7880	1980-89	6 cyl	1/2-3/4 ton	89.99 ea
PS7931	1985-90	BB	1/2-3/4 ton	59.99 ea
PS7940	1989-91	SB	1 ton.....	70.99 ea

CARDONE



PS7939

PS7941

1988-95 Remanufactured PS Pump

Reconditioned power steering pumps for 1988-95 Silverado and Sierra GMT400 Series truck models. Outlet port fitting may not be included on all pumps. Re-use old fitting if necessary. Reservoir may differ in appearance from the original, but will fit and function like new.

Note: Pulley, cap, and nut sold separately.

NO CORE CHARGE REQUIRED!

Remanufactured

PS7939	1988-89	BB	77.99 ea
PS7941	1991-95	BB	3/4 ton.....	84.99 ea

Power Steering Components



1975-06 Remanufactured PS Pump

Remanufactured Saginaw power steering pumps without the reservoirs. Each component is carefully inspected and replaced if not to OE tolerances. All seals and o-rings are replaced with factory equivalent parts. Each unit is tested to insure OE performance. Remanufactured in USA.

Pump without Reservoir

Remanufactured		
PS840	1975-79 all.....	75.99 cs
PS860	1980-06 all.....	79.99 ea

OEER AUTHORIZED



1963-72 Power Steering Reservoir

Reservoirs feature all o-rings and fittings necessary to install on your power steering pump. When appearance is a concern, use these OE style reservoirs. Available in black powder coated or chrome finish.

6 Cylinder and Small Block

PR6372B	1963-72 black.....	39.99 ea
PR6372C	1963-72 chrome.....	50.99 ea

Big Block

7804090	1968-72 black.....	49.99 ea
---------	--------------------	----------



Billet Remote Reservoir

Designed for March Performance pulley sets that use GM type 2 power steering pumps. Includes cap and billet aluminum mounting bracket.

MP450		236.99 ea
-------	--	-----------

MARCH

New!



1965-72 Chevrolet and GMC Big Block Remote Reservoir Canister

Reproduction remote reservoir canister for 1965-72 Chevrolet and GMC models. Includes attached bracket and mounting hardware. Fits various big block engine equipped models with remote reservoir. This reservoir is a copy of the original GM remote reservoir with a 2" long bracket.

Note: Will fit 1968-72 Chevrolet, GMC truck models big block with tilt wheel steering.

3928205	1965-72 2" long bracket.....	32.99 ea
---------	------------------------------	----------

OEER AUTHORIZED



detailed view

OEER AUTHORIZED



NP6196R

1968-72 Chevrolet and GMC Power Steering Reservoir and Cap

Reproduction remote reservoir for 1968-72 Chevrolet and GMC C/K truck models big block engine equipped with remote reservoir. This brand new power steering remote reservoir has a short 1" long bracket. Remote canister style reservoir includes attached bracket, correct style cap, and mounting hardware.

Note: Fits 1968-72 BB engine equipped C/K truck models with remote reservoir. For use without tilt steering wheel.

Reservoir and Cap Set

NP6196R	1968-72 big block.....	47.99 set
---------	------------------------	-----------

Individual Components

3900185	1968-72 reservoir w/1" bracket	32.99 ea
3908539	1968-72 cap.....	19.99 ea

New!

OEER AUTHORIZED



1968-72 BB PS Pump and Reservoir Set

OEER Authorized power steering pump, reservoir and cap kit for 1968-72 big block truck models. Features all new components, and short 1" reservoir bracket.

NP6196K	1968-72 BB.....	209.99 set
---------	-----------------	------------



Power Steering Pump Reservoir Installation Set - Saginaw Pump

OEER power steering pump reservoir installation set for GM models with a Saginaw power steering pump. The complete 11 piece set includes: mounting stud bolts, o-rings, and seals. Available with black or chrome mounting stud bolts. All components are also available separately.

Complete Set

1253570	1963-09 black.....	16.99 set
1253571	1963-09 chrome.....	18.99 set

Stud and Bolt Set

1253573	1963-09 black.....	7.99 set
1253574	1963-09 chrome.....	6.99 set

O-Ring Seal Set

1253575	1963-09 8 piece.....	10.99 set
---------	----------------------	-----------

Hose Fitting, Male Inverted to Male S.A.E.

1253572	1963-09 5/8" x 18 to 6AN.....	4.99 ea
1253580	1966-70 3/8" x 18 to 5/8" x 18.....	4.99 ea



Power Steering Pump Rebuild Set

OEER power steering pump rebuild set for 1963-09 GM vehicles with a Saginaw power steering pump. This set includes: Pressure fitting plate, pump body to cover seal, pump body to pressure plate seal, pump body to union seal, mounting stud to body seals (early and late designs), shaft bushing, shaft seal, and reservoir to pump body seal.

1253550	1963-09.....	16.99 set
---------	--------------	-----------

OEER AUTHORIZED



1253531

1963-06 Power Steering Pump Fitting

OEER Authorized power steering pump supply hose fittings for 1963-06 Saginaw pumps. This fitting is necessary to mount the cover to the pump and connects to the supply pressure hose. Offered with SAE style fitting with the inverted flare or a metric style fitting with the o-ring style seal.

Note: Conversion for 1963-77 models.

1253531	1963-77 SAE, inverted flare	21.99 ea
1253532	1963-06 metric, o-ring.....	19.99 ea

Power Steering Components

OE[®] AUTHORIZED



G11677 15431
15130 7834183

1963-00 Power Steering Pump Cap

OE[®] Authorized power steering pump caps for 1963-00 truck models. Manufactured in the original steel and plastic style caps. For use with Saginaw power steering pumps. Plastic caps can be used as service replacements for models with original steel cap. Also available is a custom chrome plastic replacement cap.

Note: *For big block with fender mounted remote reservoir.

Power Steering Cap

15130	1963-72	steel w/dipstick	39.99 ea
7834183	1963-91	plastic w/dipstick	7.99 ea
G11677	1963-00	ACDelco replacement	12.99 ea
15431	1962-00	chrome w/dipstick	17.99 ea
3908539*	1968-72	steel w/o dipstick	19.99 ea

Chrome Cap Cover

T9257	2" diameter cover	4.99 ea
-------	-------------------	---------

OE[®] AUTHORIZED



1955^{2nd-59} Power Steering Pump Brackets

These 1/4" thick steel power steering pump brackets are designed for mounting GM Saginaw power steering pumps with integral reservoir. Fits 1955-59 GM truck models with a V8 engine. Works with original front engine mounts. Hardware is included.

153659	1955 ^{2nd-59}	small block	49.99 set
--------	------------------------	-------------	-----------



C868701 C255271
C411141 K7422

1963-78 PS Pump Cradle Bracket

Reproduction power steering pump cradle brackets for Chevrolet and GMC truck models.

Note: *For use with 6" and 6-3/4" harmonic balancers.

1963-49	Small Block Cradle Bracket	53.99 ea
C868701*	1963-65	53.99 ea
C411141*	1966-69	37.99 ea
1968-78	Big Block Cradle Bracket	
C255271	1968-72	76.99 ea
K7422	1973-78	48.99 ea

OE[®]



C581381 3905366 3959558

1963-78 Power Steering Adjuster Bracket

1963-65 Adjuster Bracket

C581381	1963-65	small block	37.99 ea
---------	---------	-------------	----------

1966-68 Adjuster Bracket

3905366	1966-68	small block	29.99 ea
---------	---------	-------------	----------

1973-78 Adjuster Bracket - Service Replacement

3959558	1973-78	small block	29.99 ea
---------	---------	-------------	----------

OE[®] AUTHORIZED



1955^{2nd-72} SB PS Pump Bracket Set

This convenient 1/4" steel power steering bracket set is designed for mounting GM Saginaw power steering pumps, with integral reservoir, to small block Chevy engines. Includes hardware.

153658	1955 ^{2nd-72}	small block	49.99 set
--------	------------------------	-------------	-----------

OE[®] AUTHORIZED



1973-78 SB PS Pump Bracket Set

These custom aluminum power steering pump brackets mount to the long water pump on small block engines and replace original style brackets. Includes hardware.

153657	1973-78	small block	56.99 set
--------	---------	-------------	-----------



KW799

1963-78 Power Steering Bracket Set

Reproduction power steering pump bracket sets for 1963-78 models. Each set includes brackets necessary to mount the power steering pump.

Note: *This set is designed to clear 8" harmonic balancers. Great for small block conversions with short water pump.

1963-72 Short Water Pump

E278	1963-72	small block	49.99 set
------	---------	-------------	-----------

154219	1963-72	E278 bolt set	12.99 set
--------	---------	---------------	-----------

1973-78 Long Water Pump

KW799	1973-78	SB with AC	79.99 set
-------	---------	------------	-----------

748835	1973-78	SB without AC	74.99 set
--------	---------	---------------	-----------

14969	1973-78	big block	64.99 set
-------	---------	-----------	-----------




Power Steering/Alternator Mounting Stud

Replacement power steering or alternator mounting stud for 1968-72 truck models. 1 required per vehicle. 1256624 1968-72 big block..... 7.99 ea



3941105 - detail



3770509

G8632

1963-78 Power Steering Pump Pulley

Reproduction power steering pulleys for 1963-78 Chevrolet and GMC truck models. Feature correct groove.

Note: *Stamped with GM part #3770509.

Big Block with Sp.H/Per Single Deep Groove

3941105	1968-72	BB	39.99 ea
---------	---------	----	----------

L6 292ci Deep Groove

3941105	1973-74	292 3/4-1 ton	39.99 ea
---------	---------	---------------	----------

Small Block or Big Block, Single Groove

748688	1963-78		39.99 ea
--------	---------	--	----------

3770509*	1963-78	stamped 3770509	36.99 ea
----------	---------	-----------------	----------

Small Block or Big Block, Double Groove

G8632	1973-74	V8 with AC	18.99 ea
-------	---------	------------	----------

OE[®] AUTHORIZED



1963-77 Power Steering Pulley Nut

Reproduction power steering pulley washer and nut. This nut and washer set is needed to secure the power steering pulley to the pump.

1253504	1963-77		12.99 set
---------	---------	--	-----------



MAHLE


Power Steering Pulley Nut

This chrome-plated self-locking nut is designed for aluminum performance, OE and aftermarket pulleys on power steering pumps with a 9/16"-18 threaded shaft. MP645 1.99 ea

Warning: Concerning Steering Pump Pulleys

Stock replacement, aftermarket stamped steel or cast iron pulleys are not designed to exceed 400 horsepower or 6000 RPM. Using reproduction pulleys on engines in excess of these limits may result in catastrophic disintegration of the pulley causing severe damage to the engine, cooling system and body parts. Classic Industries[®] assumes no liability for damages caused by improper use of pulleys. Please be sure to install the pulley properly to avoid damages that could occur from improper installation or exceeding the recommended RPM limitations.

Power Steering Components



1968-91 Power Steering Line

The pressure line is essential on vehicles equipped with power steering. Check the pressure line on your GM truck model for small leaks or cuts which could cause damage to your system. Reproduction return lines also available to replace damaged, cracked, or worn original lines.


Note: *Except 1978 California models.

Pressure Lines

71065	1968-69	2WD except 396.....	20.99 ea
70917	1968-72	4WD w/female port	21.99 ea
71065	1968-72	4WD w/male port.....	20.99 ea
71065	1970-72	2WD.....	20.99 ea
70910*	1973-79	6 cylinder.....	19.99 ea
70911	1973-76	V8.....	13.99 ea
70260	1978	6 cyl Calif. models.....	31.99 ea
70911	1977-78	V8 except 454.....	13.99 ea
71032	1977-79	V8 454.....	20.99 ea
80147	1979	V8 except 454.....	15.99 ea
71092	1980-84	250 6 cylinder.....	16.99 ea
71094	1980-88	292 6 cylinder.....	15.99 ea
71088	1980-88	small block V8.....	18.99 ea
71148	1980-88	V8 454.....	21.99 ea
71270	1985-86	4.3L V6.....	24.99 ea
71088	1987	4.3L V6.....	18.99 ea
71402	1989-91	5.7L V8.....	14.99 ea
71402	1989-91	7.4L V8 with cooler	14.99 ea
71148	1989-91	7.4L V8 w/o cooler.....	21.99 ea

Return Lines

70551	1963-76	6, 8 cylinder.....	16.99 ea
71236	1968-72	all models.....	13.99 ea
70629	1973-76	6 cylinder.....	11.99 ea
70518*	1977-79	6 cylinder.....	11.99 ea
71224	1978	6 cyl Calif. models.....	7.99 ea
70518	1977-79	V8 except 454.....	11.99 ea
70177	1977-79	V8 454.....	12.99 ea
71350	1980-91	all models.....	16.99 ea



1965-00 Braided Power Steering Hoses

These braided stainless steel power steering hose sets are designed for March Performance Pulley sets that use GM type 2 power steering pumps with a remote reservoir. Includes three hoses that connect the pump and reservoir to the steering box. Cut to desired length.

Note: For March pulley sets using GM type 2 steering pumps.

Rack and Pinion Steering

MP3211	1974-78	Mustang II.....	336.99 set
MP3244	1979-95	Mustang.....	336.99 set

GM Steering Box

MP3222	1965-78	SAE inverted flare	336.99 set
MP3233	1979-00	metric o-ringed	336.99 set

New!



1965-72 PS Pressure Line Clamp

Power steering line clamp for 1965-72 Chevrolet and GMC truck models. Manufactured from die-stamped steel. Clamp slips over the high pressure line and is secured to the gearbox top cover plate.

748601	1965-72	zinc-plated.....	7.99 ea
--------	---------	------------------	---------

NEW! AUTHORIZED



1960-68 Power Steering Valve

Reproduction of the power steering control valve for 1960-68 Chevrolet models equipped with original power assist power steering. Manufactured to exact specifications from cast iron as original. This control valve features the correct threaded ports for the pressure and return lines. Includes the pivot ball and stud, the pivot ball dust boot with retainer and grease fitting. This part is brand new.

A65750150	1960-68.....	159.99 ea
-----------	--------------	-----------



1955-68 Power Steering Cylinder

Premium reproduction power steering cylinder used on 1955-68 Chevrolet and GMC truck models. The power steering cylinder mounts between the drag link and the frame rail. Made in the USA, this cylinder is manufactured to factory specifications to ensure durability and long-life. This is a brand new part.

A0722	1955-59.....	166.99 ea
A0720	1958-68.....	144.99 ea

New!



Power Steering Cylinder Grommets

These grommets hold the power steering cylinder to the center drag link bracket on 1955-59 Chevrolet and GMC trucks equipped with power steering.

TF500294	1955-59.....	6.90 pr
----------	--------------	---------



1960-68 Power Cylinder Mount Set

This is a reproduction of the mounts that attach the power steering cylinder to the frame mount bracket. Set contains: 2 rubber bushings, 2 washers, 1 spacer, 1 lock nut, and 1 cotter pin.

PS72	1960-68.....	17.99 set
------	--------------	-----------



Max EZ Power Steering Fluid

Max EZ is an advanced power steering fluid designed to maximize the life and performance of all power steering units. Max EZ is formulated with a blend of select synthetic base oils plus Royal Purple's proprietary Synerlec additive technology, which is proven to make equipment run cooler, smoother, longer, quieter and more efficiently. Max EZ is compatible and can be mixed with conventional power steering fluids and has excellent seal compatibility.

RP01326	12 oz. bottle.....	5.99 ea
RP12326	case of 12 - 12 oz. bottles.....	75.99 cs



WARNING: Cancer and Reproductive Harm - www.P65Warnings.ca.gov

Steering Components



OER AUTHORIZED

1960-86 Manual Steering Gearbox

OER® Authorized reproduction manual steering gearboxes for 1960-86 GM truck models. Each all new gearbox is manufactured with brand new tooling to factory specifications.

C10, C20, C30 - 2 Wheel Drive
8270001A 1960-66 24:1, 6 turns 249.99 ea
781598A 1967-86 24:1, 6 turns 299.00 ea
781598B 1967-86 16:1, 4 turns 299.00 ea



OER AUTHORIZED

1968-91 NEW Power Steering Gearbox

Replace a non-working or worn out gearbox with these quality reproduction power steering gearboxes for GM trucks. Fits 1973-86 C/K, 1987-91 R/V, 1973-91 Blazer, Jimmy, and Suburban models.

2 Wheel Drive

13/16" Input Shaft
P17501 1968-76 4 to 4-1/2 turns 239.99 ea
3/4" Input Shaft
P27512 1973-79 3 to 3-1/2 turns 239.99 ea
P17522 1980-91 3 to 3-1/2 turns 249.99 ea

4 Wheel Drive

13/16" Input Shaft
P17502 1968-76 4 to 4-1/2 turns 249.99 ea
3/4" Input Shaft
P27513 1977-79 3 to 3-1/2 turns 249.99 ea
P17524 1980-91 3 to 3-1/2 turns 249.99 ea



1968-75 4 x 4 Power Steering Box

Replacement power steering box for 1968-75 Chevrolet and GMC 4 wheel drive models. Features: 13/16" x 36 input shaft just like original.

A510060 1968-75 359.99 ea

1948-59 Steering Box Shaft Bolt

Steering box shaft bolt for use on all column shift models from 1948-59. Mounts on column shift box.

CK1079 1948-59 2.99 ea



1960-87 C10 PS Gearbox Conversion

14:1 ratio gearbox. For the 1967-87 C10 Chevrolet trucks, the 500 series is a direct replacement for the factory manual or power steering box. Requiring an adapter bracket for 1960-66 1/2 ton trucks as early trucks have a different bolt pattern. This uses a 3/4"-30 rag joint.

500 Series Power Steering Gearbox
GB477014 1960-87 1/2 ton 454.99 ea

1960-66 Gearbox Adapters
PSK6062 1960-62 1/2 ton 114.99 ea
PSK6366 1963-66 1/2 ton 114.99 ea



OER AUTHORIZED

1988-00 GMT400 NEW PS Gearbox

Replace a non-working or worn out gearbox with these quality reproduction power steering gearboxes for GM trucks. Fits 1988-00 C/K pickup, 1992-94 Blazer, 1995-00 Tahoe, 1992-00 Yukon, and 1992-99 Suburban models.

2 or 4 Wheel Drive

All Models Under 8600 GVW
P17539 1988-00 3-1/2 turns 249.99 ea
All Models Over 8600 GVW
P27539 1988-95 3 turns 249.99 ea



OER AUTHORIZED

1999-10 GMT800 NEW PS Gearbox

Replacement power steering gearbox for Chevrolet and GMC 1999-10 Silverado/Sierra GMT800 Series, 2000-10 Suburban/Yukon XL. This steering box contains no remanufactured parts. It features an all new main casting, sector shaft, and internals. Every box 100% tested for leaks, function, and performance. Replace that worn steering box with a brand new unit and experience the difference in steering handling and performance.

Power Gear with 3 Bolt Cover, 33 Spline Sector
P17589 1999-10 3.25 turns 259.99 ea
Power Gear with 3 Bolt Cover, 32 Spline Sector
P17594 1999-10 3.25 turns 299.99 ea
Power Gear with 4 Bolt Cover, 32 Spline Sector
P18413 2001-07 3.25 turns 299.99 ea



1978-81 Steering Box Bolt

OER® steering box to frame bolt for 1976-81 Chevrolet truck models. Used to mount the steering box to the frame. Black phosphate coated as original.


14344 1976-81 7/16"-14 x 4-5/8" 4.99 ea



1960-02 Steering Coupling Joint

Steering coupler joints are required to connect the steering column box to the steering column. Choose from the applications below.

3/4" Shaft - 36 Spline
7806391 1960-69 3-5/32" diameter... 39.99 ea
13/16" Shaft - 36 Spline
7828871 1967-76 3-1/4" diameter... 34.99 ea
3/4" Shaft - 30 Spline
7818568 1970-91 3-1/4" diameter... 32.99 ea
3/4" Shaft - 30 Spline
7826542 1988-02 2-7/8" diameter... 32.99 ea



Universal Steering Coupling Joint

Steering coupler joints are required to connect the steering column box to the steering column. This is a universal steering coupler that includes all hardware.

C2553 universal 16.99 set



1959-02 Steering Coupler Hardware Set

OER® Authorized steering coupler hardware set for 1959-02 Chevrolet and GMC truck models. Includes: one 12 point coupler clamp bolt, one 3/8"-24 Hex nut, and two lock washers. Grade 8 quality.

Note: Due to some couplers requiring a 5/16" fine thread nut and others requiring a 5/16" coarse thread nut, this set includes one of each for your customer's convenience.

Coupler Hardware Set
748799 1959-02 6 piece set 7.99 set
12 Point Coupler Clamp Bolt
748612 1959-02 12 point bolt 6.99 ea

STEERING, SUSPENSION, REAR END & BRAKES

1947-59 Steering/Suspension



1947-59 Tie Rod End

Reproduction tie rod ends for 1947-59 Chevrolet and GMC truck models. Available in the original spring and ball trunion design, or a the new modern style sealed design. Includes hardware.

Chevrolet and GMC

1/2-Ton 2 Wheel Drive

1 of each outer tie rod ends are required per vehicle.

OE Design - Rare Parts® Diamond Series

25129	1947-59	LH	outer...	282.99 ea
25128	1947-59	RH	outer...	259.99 ea

OE Design - Repair Set

CX4812	1947-59	LH and RH	25.99 set
--------	---------	-----------	-------	-----------

Modern Style Upgrade Design

ES29LR	1947-59	LH and RH	77.99 pr
--------	---------	-----------	-------	----------

3/4-Ton 2 Wheel Drive

25129	1947-59	LH	outer...	282.99 ea
25128	1947-59	RH	outer...	259.99 ea

1/2-3/4-Ton 4 Wheel Drive

1 of each outer tie rod ends are required per vehicle.

Rare Parts® Diamond Series

26616	1956-59	LH	outer...	242.99 ea
25298	1956-59	RH	outer...	159.99 ea



1947-59 Tie Rod

Reproduction tie rods for various 1947-59 Chevrolet and GMC truck models.

Chevrolet and GMC

1/2-Ton 2 Wheel Drive

Tie Rod - Rare Parts® Diamond Series				
25346	1947-55 ^{1st}	43-1/4"	232.99 ea
25220	1955 ^{2nd-59}	47-1/2"	259.99 ea



1947-55^{1st} GM Truck 3" Drop Axle

OE[®] Authorized 3" dropped axle for 1947-55 GM half ton pickup drops the front end down three full inches. Axle is made of 2" tubing while the ends are CNC milled solid steel. Axles may require the steering arm to be modified to accept tie rods or other parts. U-bolts are not included. Some modifications may be required to obtain proper fit.

153611	1947-55 ^{1st}	379.99 ea
--------	------------------------	-------	-----------



1947-59 Drag Link

Reproduction drag links for 1947-59 Chevrolet and GMC truck models.

Chevrolet and GMC

1/2-1 Ton 2 Wheel Drive

Drag Link				
25189	1947 ^{1st}	12"	329.99 ea
25245	1947-52	12-1/2"	109.99 ea
25631S	1953-55 ^{1st}	79.99 ea	
25631	1953-55 ^{1st}	253.99 ea	
25652	1955 ^{2nd-59}	89.99 ea	




1947-52 Drag Link Repair Set

Reproduction drag link repair set for 1947-52 Chevrolet and GMC truck models.

Chevrolet and GMC

1/2-1 Ton 2 Wheel Drive


CX4812	1947-52	LH and RH	25.99 set
--------	---------	-----------	-------	-----------



1947-55^{1st} GM Truck IFS Crossmember Set

OE[®] Authorized bolt-in or weld-in IFS conversion set for 1947-55 GM pickup with V8 engine. Improve the truck's ride, handling, and performance with our unique IFS crossmember set that converts the antiquated stock front suspension and steering box to a more modern 1974-78 Mustang II setup. Combine this advancement in steering and suspension with the added benefit of modern braking power. This bolt-in set is designed for 1/2 ton or light duty 3/4 ton frames, and will drop the ride height approximately 2-1/2" - 3" using stock Mustang II front spindles. Lower control arm pivot tubes and gussets are not included in this set.

153625	1947-55 ^{1st}	bolt-in	282.99 set
153624	1947-55 ^{1st}	weld-in	251.99 set



1947-55 Front Axle Bumper

Reproduction front spring axle-to-frame bumpers for 1947-55 1/2 ton truck models. Will replace your original exactly. Use as required. Sold individually.

475783	1947-55 ^{1st}	11.99 ea
--------	------------------------	-------	----------



Grease Zerk Fittings

OE[®] Authorized grease or zerf fittings for a variety of uses. Can be used as replacement of tie rod end and center link grease fittings. Measures: 1/4"-28, straight, 9/64" thread, 1/2" length. Sold as a 6 piece set.

1253599	6 piece	2.99 set
---------	---------	-------	----------

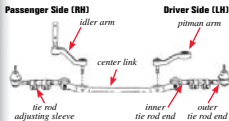


USA



WARNING: Cancer and Reproductive Harm - www.P65Warnings.ca.gov

1960-91 2WD Steering and Suspension



1960-91 Tie Rod End

Reproduction tie rod ends for 1960-91 Chevrolet and GMC truck models. 2 inner and 2 outer tie rods are required per vehicle. Fits LH or RH side.

Important: *Not for 1988-91 C/K GMT400 Series models.
Note: Fits 1960-86 C, 1987-91 R, 1960-70 panel truck, 1970-82 Blazer/Jimmy, and 1960-91 Suburban models.

Chevrolet and GMC

1/2 Ton 2 Wheel Drive	
ES312NL 1960-62	outer..... 19.99 ea
ES631 1960-62	inner..... 35.99 ea
ES323L 1960-64	outer..... 17.99 ea
ES678 1963-64	inner..... 19.99 ea
ES350L 1965-70	outer..... 14.99 ea
ES370R 1965-70	inner..... 18.99 ea
ES415R 1971-72	outer..... 17.99 ea
ES403L 1971-72	inner..... 19.99 ea
ES409R* 1973-91	outer..... 17.99 ea
ES409L* 1973-91	inner..... 17.99 ea

3/4-1 Ton 2 Wheel Drive	
ES358L 1965-70	outer..... 19.99 ea
ES358R 1965-70	inner..... 19.99 ea
ES409R* 1971-91	outer..... 17.99 ea
ES409L* 1971-91	inner..... 17.99 ea

DEF AUTHORIZED



1960-91 Tie Rod Adjusting Sleeve

Reproduction tie rod adjusting sleeves for 1960-91 Chevrolet and GMC truck models. 2 required per vehicle. Fits LH or RH side.

Important: *Not for 1988-91 C/K GMT400 Series models.
Note: Fits 1960-86 C, 1987-91 R, 1960-70 panel truck, 1970-82 Blazer/Jimmy, and 1960-91 Suburban models.

Chevrolet and GMC

1/2-1 Ton 2 Wheel Drive	
ES312S 1960-64	15.99 ea
ES350S 1965-70	10.99 ea
ES374S 1965-70	6.5"..... 39.99 ea
ES2004S 1971-72	9.99 ea
ES2004S* 1973-91	9.99 ea

DEF AUTHORIZED



1960-91 Pitman Arm

Reproduction pitman arms for 1960-91 Chevrolet and GMC truck models. 1 required per vehicle.

Important: *Not for 1988-91 C/K GMT400 Series models.
Note: Fits 1960-86 C, 1987-91 R, 1960-70 panel truck, 1970-82 Blazer/Jimmy, and 1960-91 Suburban models.

Chevrolet and GMC

1/2-1 Ton 2 Wheel Drive	
18667 1960-66	manual..... 49.99 ea
18681 1967-68	manual..... 101.99 ea
18732 1968-72	power..... 22.99 ea
153623 1969-72	manual..... 21.99 ea
18755* 1973-91	power..... 32.99 ea
153623* 1973-91	manual..... 21.99 ea

DEF AUTHORIZED



1960-91 Idler Arm

Reproduction idler arms for 1960-91 Chevrolet and GMC truck models. 1 required per vehicle.

Important: *Not for 1988-91 C/K GMT400 Series models.
Note: Fits 1960-86 C, 1987-91 R, 1960-70 panel truck, 1970-82 Blazer/Jimmy, and 1960-91 Suburban models.

Chevrolet and GMC

1/2 Ton 2 Wheel Drive	
18671 1960-62	39.99 ea
18573 1963-66	54.99 ea
18680 1967-82	28.99 ea
18830* 1983-91	37.99 ea

3/4 Ton 2 Wheel Drive	
18671 1960-66	39.99 ea
18680 1967-82	28.99 ea
18830* 1983-91	37.99 ea

1 Ton 2 Wheel Drive	
18680 1967-82	28.99 ea
18830* 1983-91	37.99 ea

DEF AUTHORIZED



1960-91 Control Arm Ball Joint

Reproduction ball joints for 1960-91 Chevrolet and GMC truck models. Fits LH or RH side.

Important: *Not for 1988-91 C/K GMT400 Series models.
Note: Fits 1960-86 C, 1987-91 R, 1960-70 panel truck, 1970-82 Blazer/Jimmy, and 1960-91 Suburban models.

Chevrolet and GMC

1/2 Ton 2 Wheel Drive	
10213 1960-62	upper..... 19.99 ea
CAK681 1960-62	lower..... 49.99 ea
10185 1963-70	upper..... 23.99 ea
10186 1963-70	lower..... 20.99 ea
10263 1971-72	upper..... 19.99 ea
10264 1971-72	lower..... 18.99 ea
10412 1971-72	lower .003 oversized 19.99 ea
10269* 1973-91	upper..... 16.99 ea
10264* 1973-91	lower..... 18.99 ea
104112* 1973-91	lower .003 oversized 19.99 ea

3/4-1 Ton 2 Wheel Drive	
10213 1960-70	upper..... 19.99 ea
10187 1963-70	lower..... 22.99 ea
10261* 1971-72	upper..... 14.99 ea
10258* 1973-91	lower..... 27.99 ea



1963-91 Control Arm Shaft

Reproduction control arm shafts for 1963-91 Chevrolet and GMC truck models. Fits LH or RH side.

Important: *Not for 1988-91 C/K GMT400 Series models.
Note: Fits 1963-86 C, 1987-91 R, 1963-70 panel truck, 1970-82 Blazer/Jimmy, and 1963-91 Suburban models.

Chevrolet and GMC

1/2 Ton 2 Wheel Drive	
13167A 1963-72	upper..... 21.99 set
13168A 1963-72	lower..... 25.99 ea
13189A* 1973-91	upper..... 21.99 ea
A5516612* 1973-91	lower..... 194.99 ea

3/4-1 Ton 2 Wheel Drive	
13184A* 1963-91	upper..... 23.99 ea
13168A* 1967-72	lower..... 25.99 ea

1960-91 2WD Steering and Suspension

OE[®] AUTHORIZED



T70585



T70581

1963-91 Upper Control Arm

Reproduction upper control arms for 1963-91 Chevrolet and GMC truck models. Includes: control arm, ball joint, upper shaft, and bushings.

Important: *Not for 1988-91 C/K GMT400 Series models.
Note: Fits 1963-86 C, 1987-91 R, 1963-70 panel truck, 1970-82 Blazer/Jimmy, and 1963-91 Suburban models.

Chevrolet and GMC

1/2 Ton 2 Wheel Drive	
T70585 1963-70 LH	upper... 174.99 ea
T70586 1963-70 RH	upper... 174.99 ea
3/4-1 Ton 2 Wheel Drive	
T70581* 1973-91 LH	upper... 69.99 ea
T70582* 1973-91 RH	upper... 69.99 ea

OE[®] AUTHORIZED



T70583



T70584

1973-91 Lower Control Arm

Reproduction lower control arms for 1973-91 Chevrolet and GMC truck models. Includes: control arm, ball joint, lower shaft, and bushings.

Important: *Not for 1988-91 C/K GMT400 Series models.
Note: Fits 1963-86 C, 1987-91 R, 1963-70 panel truck, 1970-82 Blazer/Jimmy, and 1963-91 Suburban models.

Chevrolet and GMC

3/4-1 Ton 2 Wheel Drive	
Without F42 Heavy-Duty Suspension Option	
T70583* 1973-91 LH	99.99 ea
T70584* 1973-91 RH	99.99 ea
With F42 Heavy-Duty Suspension Option	
T70583HD* 1981-91 LH	172.99 ea
T70584HD* 1981-91 RH	172.99 ea

New!

OE[®] AUTHORIZED



T677211

T677211 - back view

1963-72 Upper Control Arm Mount

OE[®] Authorized upper control arm mounts for 1963-72 Chevrolet and GMC 1/2 ton pickup, Blazer, Jimmy, and Suburban models. Features factory style holes and control arm shaft studs for connecting the control arms at the front of the frame.

T677211 1963-72 LH	176.99 ea
T677212 1963-72 RH	179.99 ea

OE[®] AUTHORIZED



1973-91 Upper Control Arm Bushings

Upper control arm bushings for various 1973-91 Chevrolet and GMC truck models. Fits LH or RH side.

Important: *Not for 1988-91 C/K GMT400 Series models.
Note: Fits 1973-86 C, 1987-91 R, 1973-82 Blazer/Jimmy, and 1973-91 Suburban models.

Chevrolet and GMC

1/2 Ton 2 Wheel Drive	
12312 1973-91	9.99 pr



1973-91 Lower Control Arm Bushing

Lower control arm bushings for 1973-91 Chevrolet and GMC truck models. Fits LH or RH side.

Important: *Not for 1988-91 C/K GMT400 Series models.
Note: Fits 1973-86 C, 1987-91 R, 1973-82 Blazer/Jimmy, and 1973-91 Suburban models.

Chevrolet and GMC

1/2 Ton 2 Wheel Drive	
12318 1973-91	14.99 ea

Simplify Ball Joint, Tie Rod, or Pitman Arm Removal with This Convenient Tool!



5 Piece Pickle Fork Set

This fork set is designed to separate ball joints, tie rods, pitman arms, and other suspension items that are difficult to separate. 5 piece set.

Y41500 pickle forks	44.99 set
---------------------	-----------

OE[®]



1960-81 Upper Control Arm Bumper

Upper control arm bumpers for various 1960-91 Chevrolet and GMC truck models. Fits LH or RH side.

Important: *Not for 1988-91 C/K GMT400 Series models.
Note: Fits 1960-86 C, 1987-91 R, 1960-70 panel truck, 1970-82 Blazer/Jimmy, and 1960-91 Suburban models.

Chevrolet and GMC

1/2-1 Ton 2 Wheel Drive	
19110 1960-72	5.99 ea
3/4-1 Ton 2 Wheel Drive	
19110* 1973-91	5.99 ea



39102G



39102R

1973-91 Upper Control Arm Bumpers

Durable polyurethane upper control arm bumpers reduce suspension wear by stopping metal to metal contact due to over extension and compression of the suspension.

Important: *Not for 1988-91 C/K GMT400 Series models.
Note: Fits 1973-86 C, 1987-91 R, 1973-82 Blazer/Jimmy, and 1973-91 Suburban models.

1/2 Ton 2 Wheel Drive

39102G 1973-91 black	10.99 pr
39102R 1973-91 red	10.99 pr



14214

1963-91 Lower Control Arm Bumper

Lower control arm bumpers for 1963-91 Chevrolet and GMC truck models. Fits LH or RH side.

Important: *Not for 1988-91 C/K GMT400 Series models.
Note: Fits 1963-86 C, 1987-91 R, 1963-70 panel truck, 1970-82 Blazer/Jimmy, and 1963-91 Suburban models.

Chevrolet and GMC

1/2-3/4 Ton 2 Wheel Drive	
14214 1963-91	10.99 ea



913101G

Polyurethane Dust Boots

Keep water and dirt out of the rods and ball joints and sealing crucial lubricants in. Unlike rubber boots that easily rip and rot away over time these polyurethane boots are designed for years of punishment and service.

Tie Rod Boots

913101G 1-3/8" black	4.99 pr
913101R 1-3/8" red	4.99 pr
913119G 1-5/8" black	5.99 pr
913119R 1-5/8" red	5.99 pr

Ball Joint Boots

913126G 2-1/8" black	9.99 pr
913126R 2-1/8" red	9.99 pr

1960-91 4WD Steering and Suspension



OEER AUTHORIZED



1961-91 Outer Tie Rod End

Reproduction outer tie rod ends for 1961-91 Chevrolet and GMC 4 wheel drive truck models.

Important: *Not for 1988-91 C/K GMT400 Series models.
*Note: Fits 1961-86 K, 1987-91 V, 1969-73 Blazer/Jimmy, and 1961-91 Suburban models.

Chevrolet and GMC

1/2 Ton 4 Wheel Drive	
ES150L 1964-66 LH	12.99 ea
ES150R 1964-66 RH	17.99 ea
ES375L 1967-72 LH	52.99 ea
ES375R 1967-72 RH	53.99 ea
DS893* 1973-91 LH - 1" x 52.00" long	95.99 ea
ES2011R* 1973-91 RH - 1" x 4.12" long	21.99 ea

3/4 Ton 4 Wheel Drive	
ES150L 1961-66 LH	12.99 ea
ES150R 1961-66 RH	17.99 ea
ES375L 1967-72 LH	52.99 ea
ES375R 1967-72 RH	53.99 ea
DS893* 1973-91 LH - 1" x 52.00" long	95.99 ea
ES2011R* 1973-91 RH - 1" x 4.12" long	21.99 ea
ES2233L* 1981-91 LH - 7/8" x 9.56" long	36.99 ea
ES2234R* 1981-91 RH - 7/8" x 4.80" long	34.99 ea

1 Ton 4 Wheel Drive	
DS905* 1977-91 LH	52.99 ea
DS905* 1977-91 RH	21.99 ea



OEER AUTHORIZED



1973-91 Tie Rod Adjusting Sleeve

Reproduction tie rod adjusting sleeves for 1973-91 Chevrolet and GMC 4 wheel drive truck models.

Important: *Not for 1988-91 C/K GMT400 Series models.
*Note: Fits 1973-80 K, 1987-91 V, 1973-91 Blazer/Jimmy, and 1973-91 Suburban models.

Chevrolet and GMC

1/2 Ton 4 Wheel Drive	
ES362S* 1973-76 7/8" x 4.50" long	8.99 ea
ES2012S 1973-80 1" x 5.50" long	15.99 ea

3/4 Ton 4 Wheel Drive	
ES362S* 1973-86 7/8" x 4.50" long	8.99 ea
ES2012S 1973-91 1" x 5.50" long	15.99 ea

1 Ton 4 Wheel Drive	
ES2012S 1977-91 RH	15.99 ea

OEER AUTHORIZED



1970-91 Drag Link Components

Reproduction drag link tie rod ends and adjusting sleeves for 1970-91 Chevrolet and GMC 4 wheel drive truck models.

Important: *Not for 1988-91 C/K GMT400 Series models.
*Note: Fits 1969-86 K, 1987-91 V, 1969-91 Blazer/Jimmy, and 1969-91 Suburban models.

Chevrolet and GMC

1/2-3/4 Ton 4 Wheel Drive	
ES2027L 1970-91 front 6.33" long	24.99 ea
ES2026R 1970-91 rear 8.33" long	24.99 ea

1 Ton 4 Wheel Drive	
ES2027L 1977-91 front 6.33" long	24.99 ea
ES2026R 1977-91 rear 8.33" long	24.99 ea

OEER AUTHORIZED



1970-91 Control Arm Ball Joint

Reproduction ball joints for 1970-91 Chevrolet and GMC 4 wheel drive models. Fits LH or RH side.

Important: *Not for 1988-91 C/K GMT400 Series models.
*Note: Fits 1970-86 K, 1987-91 V, 1970-91 Blazer/Jimmy, and 1970-91 Suburban models.

Chevrolet and GMC

1/2-3/4 Ton 4 Wheel Drive	
10252 1970-91 upper	26.99 ea
10252HD 1970-91 upper - heavy-duty	19.99 ea
10253 1970-91 lower	14.99 ea
10253HD 1970-91 lower - heavy-duty	14.99 ea

1 Ton 4 Wheel Drive	
16404* 1977-91 heavy-duty	37.99 ea



1960-91 Steering Stabilizer

Reproduction steering stabilizers for 1960-91 Chevrolet and GMC 4 wheel drive truck models.

Important: *Not for 1988-91 C/K GMT400 Series models.
*Note: Fits 1960-86 K, 1987-91 V, 1969-82 Blazer/Jimmy, and 1960-91 Suburban models.

Chevrolet and GMC

1/2-3/4 Ton 4 Wheel Drive	
16422 1960-72	45.99 ea
16404* 1973-91 heavy-duty	37.99 ea

1988-00 2WD Steering and Suspension

GM AUTHORIZED



ES2836

1988-00 Tie Rod End

Reproduction tie rod ends for various 1988-00 Chevrolet and GMC GMT400 Series truck models. 2 inner and 2 outer tie rods are required per vehicle. Fits LH or RH side.

Important: Not for 1999-00 Silverado and Sierra GMT800 Series models.

Note: Fits 1988-00 C-pickup, 1992-94 Blazer, 1995-00 Tahoe, 1992-00 Yukon, and 1992-99 Suburban models.

Chevrolet and GMC

1/2-3/4 Ton 2 Wheel Drive

ES2836	1988-00	outer	19.99	ea
ES2837	1988-00	inner	26.99	ea

Ton 2 Wheel Drive

Without I-Beam Axle				
ES2836	1988-00	outer	19.99	ea
ES2837	1988-00	inner	26.99	ea

With I-Beam Axle - 1 Each Required

ES3185	1991-00	outer, 6.84" - LH.....	24.99	ea
--------	---------	------------------------	-------	----

GM AUTHORIZED



ES2004S

1988-00 Tie Rod Adjusting Sleeve

Reproduction tie rod adjusting sleeves for various 1988-00 Chevrolet and GMC GMT400 Series truck models. 2 required per vehicle. Fits LH or RH side.

Important: Not for 1999-00 Silverado and Sierra GMT800 Series models.

Note: Fits 1988-00 C-pickup, 1992-94 Blazer, 1995-00 Tahoe, 1992-00 Yukon, and 1992-99 Suburban models.

Chevrolet and GMC

1/2-3/4 Ton 2 Wheel Drive

ES2004S	1988-00	LH or RH.....	9.99	ea
---------	---------	---------------	------	----

Ton 2 Wheel Drive

Without I-Beam Axle				
ES2004S	1988-00	LH or RH.....	9.99	ea

With I-Beam Axle, LH to Pitman Eyelet (1 req.)

ES2012S	1991-00	LH.....	15.99	ea
---------	---------	---------	-------	----

MOOG



1988-00 Center Link

Reproduction center links for 1988-00 (GMT400 Series) Chevrolet and GMC truck models. 1 required per vehicle.

Important: Not for 1999-00 Silverado and Sierra GMT800 Series models.

Note: Fits 1988-00 C-pickup, 1992-94 Blazer, 1995-00 Tahoe, 1992-00 Yukon, and 1992-99 Suburban models.

Chevrolet and GMC

1/2-3/4 Ton 2 Wheel Drive

DS1406	1988-00	non-wear.....	47.99	ea
--------	---------	---------------	-------	----

Ton 2 Wheel Drive

Without I-Beam Axle				
DS1406	1988-00	non-wear.....	47.99	ea

GM AUTHORIZED



190121

190141

1988-00 Pitman Arm

Reproduction pitman arms for 1988-00 Chevrolet and GMC GMT400 Series truck models. 1 required per vehicle.

Important: Not for 1999-00 Silverado and Sierra GMT800 Series models.

Note: Fits 1988-00 C-pickup, 1992-94 Blazer, 1995-00 Tahoe, 1992-00 Yukon, and 1992-99 Suburban models.

Chevrolet and GMC

1/2-3/4 Ton 2 Wheel Drive

190152	1988-91	manual	24.99	ea
190121	1988-00	power	21.99	ea

Ton 2 Wheel Drive

Without I-Beam Axle				
190121	1988-00		21.99	ea
With I-Beam Axle				
190141	1991-00		84.99	ea

GM AUTHORIZED



190137

190142

190156

1988-00 Idler Arm

Reproduction idler arms for 1988-00 (GMT400 Series) Chevrolet and GMC truck models.

Important: Not for 1999-00 (GMT800 Series) Silverado and Sierra models.

Note: Fits 1988-00 C-pickup, 1992-94 Blazer, 1995-00 Tahoe, 1992-00 Yukon, and 1992-99 Suburban models.

Chevrolet and GMC

1/2-3/4 Ton 2 Wheel Drive

19096	1988-91		27.99	ea
190137	1988-91	heavy-duty.....	34.99	ea
190137	1992-		34.99	ea
190142	1993-00	idler arm.....	27.99	ea
190156	1993-00	pivot bracket.....	36.99	ea

Ton 2 Wheel Drive

Without I-Beam Axle				
19096	1988-91		27.99	ea
190137	1988-91	heavy-duty.....	34.99	ea
190137	1992-		34.99	ea
190142	1993-00	idler arm.....	27.99	ea
190156	1993-00	pivot bracket.....	36.99	ea

GM AUTHORIZED



104100

1988-00 Upper Control Arm Ball Joint

Reproduction upper ball joints for 1988-00 Chevrolet and GMC GMT400 Series truck models. Fits LH or RH side.

Important: Not for 1999-00 Silverado and Sierra GMT800 Series models.

Note: Fits 1988-00 C-pickup, 1992-94 Blazer, 1995-00 Tahoe, 1992-00 Yukon, and 1992-99 Suburban models.

Chevrolet and GMC

1/2-3/4 Ton 2 Wheel Drive

104100	1988-00	except 8600 lb. GVW	24.99	ea
104150	1993-98	with 8600 lb. GVW	19.99	ea

Ton 2 Wheel Drive

104102	1988		21.99	ea
104150	1989-00		19.99	ea

GM AUTHORIZED



1988-00 Lower Control Arm Ball Joint

Reproduction lower ball joints for 1988-00 Chevrolet and GMC GMT400 Series truck models. Fits LH or RH side.

Important: Not for 1999-00 Silverado and Sierra GMT800 Series models.

Note: Fits 1988-00 C-pickup, 1992-94 Blazer, 1995-00 Tahoe, 1992-00 Yukon, and 1992-99 Suburban models.

Chevrolet and GMC

1/2-1 Ton 2 Wheel Drive

104101	1988-00	stud taper .780" dia.	19.99	ea
--------	---------	-----------------------	-------	----

MOOG



1988-00 Caster/Camber Cam & Bolt Set

Upper control arm caster/camber cam and bolt set for 1988-00 Chevrolet and GMC GMT400 Series truck models. Includes alignment components for one front wheel.

Important: Not for 1999-00 Silverado and Sierra GMT800 Series models.

Note: Fits 1988-00 C-pickup, 1992-94 Blazer, 1995-00 Tahoe, 1992-00 Yukon, and 1992-99 Suburban models.

Chevrolet and GMC

1/2-1 Ton 2 Wheel Drive

13229A	1988-00	LH or RH.....	39.99	set
--------	---------	---------------	-------	-----

1988-00 2WD/4WD Steering/Suspension

OE AUTHORIZED



T70587

1988-00 Lower Control Arm

Reproduction lower control arms for 1988-00 1988-00 Chevrolet and GMC GMT400 Series truck models. Includes: control arm, ball joint, lower shaft, and bushings.

Important: Not for 1999-00 Silverado and Sierra GMT800 Series models.

Note: Fits 1988-00 C-pickup, 1992-94 Blazer, 1995-00 Tahoe, 1992-00 Yukon, and 1992-99 Suburban models.

Chevrolet and GMC

1/2-1 Ton 2 Wheel Drive

T70587	1988-00	LH	145.99 ea
T70588	1988-00	RH	145.99 ea

MOOG



CN500203

1988-00 Upper Control Arm Bushings

Reproduction upper control arm bushings for 1988-00 Chevrolet and GMC GMT400 Series truck models. Fits LH or RH side.

Important: Not for 1999-00 Silverado and Sierra GMT800 Series models.

Note: Fits 1988-00 C-pickup, 1992-94 Blazer, 1995-00 Tahoe, 1992-00 Yukon, and 1992-99 Suburban models.

Chevrolet and GMC

1/2-1 Ton 2 Wheel Drive

Bushing Size: 41.2mm/1.662" O.D.

CN500203 1988-95 with 8600 lb. GVW 33.99 pr

Bushing Size: 43mm/1.692" O.D.

CN500202 1988-00 except 8600 lb. GVW 20.99 pr



1988-00 Lower Control Arm Bushings

Reproduction lower control arm bushings for 1988-00 Chevrolet and GMC GMT400 Series truck models. Includes front and rear bushings for 1 control arm. Fits LH or RH side.

Important: Not for 1999-00 Silverado and Sierra GMT800 Series models.

Note: Fits 1988-00 C-pickup, 1992-94 Blazer, 1995-00 Tahoe, 1992-00 Yukon, and 1992-99 Suburban models.

Chevrolet and GMC

1/2-1 Ton 2 Wheel Drive

CN500103	1988-00	LH or RH	15.99 pr
----------	---------	----------	----------

OE AUTHORIZED



ES2836

ES2838

1988-00 Outer Tie Rod End

Reproduction outer tie rod ends for 1988-00 Chevrolet and GMC GMT400 Series 4 wheel drive truck models. 2 inner and 2 outer tie rods are required per vehicle. Fits LH or RH side.

Important: Not for 1999-00 Silverado and Sierra GMT800 Series models.

Note: Fits 1988-00 K-pickup, 1992-94 Blazer, 1995-00 Tahoe, 1992-00 Yukon, and 1992-99 Suburban models.

Chevrolet and GMC

1/2-1 Ton 4 Wheel Drive

ES2836	1988-00	outer	19.99 ea
ES2838	1988-00	inner	19.99 ea

OE AUTHORIZED



ES2004S

1988-00 Tie Rod Adjusting Sleeve

Reproduction tie rod adjusting sleeves for 1988-00 Chevrolet and GMC GMT400 Series 4 wheel drive truck models. 2 required per vehicle. Fits LH or RH side.

Important: Not for 1999-00 Silverado and Sierra GMT800 Series models.

Note: Fits 1988-00 K-pickup, 1992-94 Blazer, 1995-00 Tahoe, 1992-00 Yukon, and 1992-99 Suburban models.

Chevrolet and GMC

1/2-1 Ton 4 Wheel Drive

ES2004S	1988-00	9.99 ea
---------	---------	-------	---------

MOOG



DS1407



DS1408

1988-00 Center Link

Reproduction center link for 1988-00 Chevrolet and GMC GMT400 Series 4 wheel drive truck models. 1 required per vehicle.

Important: Not for 1999-00 Silverado and Sierra GMT800 Series models.

Note: Fits 1988-00 K-pickup, 1992-94 Blazer, 1995-00 Tahoe, 1992-00 Yukon, and 1992-99 Suburban models.

Chevrolet and GMC

1/2 Ton 4 Wheel Drive

DS1407	1988-00	62.99 ea
--------	---------	-------	----------

3/4 Ton 4 Wheel Drive

DS1407	1988-00	except 8600 lb. GVW	62.99 ea
--------	---------	---------------------	----------

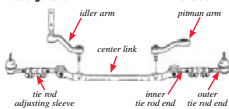
DS1408	1988-00	with 8600 lb. GVW	48.99 ea
--------	---------	-------------------	----------

1 Ton 4 Wheel Drive

DS1408	1988-00	48.99 ea
--------	---------	-------	----------

Passenger Side (RH)

Driver Side (LH)



OE AUTHORIZED



1988-00 Pitman Arm

Reproduction pitman arm for 1988-00 Chevrolet and GMC GMT400 Series 4 wheel drive truck models.

Important: Not for 1999-00 Silverado and Sierra GMT800 Series models.

Note: Fits 1988-00 K-pickup, 1992-94 Blazer, 1995-00 Tahoe, 1992-00 Yukon, and 1992-99 Suburban models.

Chevrolet and GMC

1/2-1 Ton 4 Wheel Drive

190121	1988-00	21.99 ea
--------	---------	-------	----------

OE AUTHORIZED



190137

190156

190142

1988-00 Idler Arm

Reproduction idler arms for various 1988-00 Chevrolet and GMC GMT400 Series 4 wheel drive truck models.

Important: Not for 1999-00 Silverado and Sierra GMT800 Series models.

Note: Fits 1988-00 K-pickup, 1992-94 Blazer, 1995-00 Tahoe, 1992-00 Yukon, and 1992-99 Suburban models.

Chevrolet and GMC

1/2-1 Ton 4 Wheel Drive

190096	1988-91	27.99 ea
--------	---------	-------	----------

190137	1988-91	heavy-duty	34.99 ea
--------	---------	------------	----------

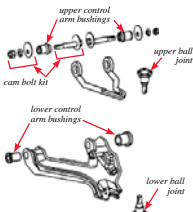
190137	1992	idler arm	34.99 ea
--------	------	-----------	----------

190142	1993-00	27.99 ea
--------	---------	-------	----------

190156	1993-00	pivot bracket	36.99 ea
--------	---------	---------------	----------

1988-00 4WD Steering/Suspension

Polyurethane



DEF AUTHORIZED



1988-00 Upper Control Arm Ball Joint

Reproduction upper ball joints for various 1988-00 Chevrolet and GMC GMT400 Series 4 wheel drive truck models. Fits LH or RH side.

Important: Not for 1999-00 Silverado and Sierra GMT800 Series models.

Note: Fits 1988-00 K-pickup, 1992-94 Blazer, 1995-00 Tahoe, 1992-00 Yukon, and 1992-99 Suburban models.

Chevrolet and GMC

1/2 Ton 4 Wheel Drive

104100 1988-00 except 8600 lb. GVW 24.99 ea
104150 1993-00 with 8600 lb. GVW 19.99 ea

3/4 Ton 4 Wheel Drive

104100 1988-00 except 8600 lb. GVW 24.99 ea
104150 1988-00 with 8600 lb. GVW 19.99 ea

1 Ton 4 Wheel Drive

104100 1988-00 24.99 ea
104150 1989-00 19.99 ea



1988-00 Lower Control Arm Ball Joint

Reproduction lower ball joints for 1988-00 Chevrolet and GMC GMT400 Series truck models. Fits LH or RH side.

Important: Not for 1999-00 Silverado and Sierra GMT800 Series models.

Note: Fits 1988-00 K-pickup, 1992-94 Blazer, 1995-00 Tahoe, 1992-00 Yukon, and 1992-99 Suburban models.

Chevrolet and GMC

1/2-3/4 Ton 2 Wheel Drive

Bolt-In Replacement

104106 1988-95 lower 24.99 ea

Press-In for Welded Style Control Arm

104221 1995-00 1.82" diameter 15.99 ea

Press-In for Forged 1 Piece Control Arm

104238 1996-00 11.91" diameter 17.99 ea



1988-00 Caster/Camber Cam & Bolt Set

Upper control arm caster/camber cam and bolt set for 1988-00 Chevrolet and GMC GMT400 Series 4 wheel drive truck models. Includes alignment components for one front wheel.

Important: Not for 1999-00 Silverado and Sierra GMT800 Series models.

Note: Fits 1988-00 K-pickup, 1992-94 Blazer, 1995-00 Tahoe, 1992-00 Yukon, and 1992-99 Suburban models.

Chevrolet and GMC

1/2-1 Ton 4 Wheel Drive

13292A 1988-00 LH or RH 39.99 set



1988-00 Upper Control Arm Bushings

Reproduction upper control arm bushings for 1988-00 GMT400 Series Chevrolet and GMC 4 wheel drive truck models. Fits LH or RH side.

Important: Not for 1999-00 (GMT800 Series) Silverado and Sierra models.

Note: Fits 1988-00 K-pickup, 1992-94 Blazer, 1995-00 Tahoe, 1992-00 Yukon, and 1992-99 Suburban models.

Chevrolet and GMC

1/2-1 Ton 4 Wheel Drive

Bushing Size: 41.2mm/1.62" O.D.

CNS00203 1988-89 33.99 pr

Bushing Size: 43mm/1.692" O.D.

CNS00202 1989-00 20.99 pr



1988-00 Lower Control Arm Bushing

Reproduction lower control arm bushings for 1988-00 (GMT400 Series) Chevrolet and GMC 4 wheel drive truck models. Includes front and rear bushings for one control arm. Fits LH or RH side.

Important: Not for 1999-00 (GMT800 Series) Silverado and Sierra models.

Note: Fits 1988-00 K-pickup, 1992-94 Blazer, 1995-00 Tahoe, 1992-00 Yukon, and 1992-99 Suburban models.

Chevrolet and GMC

1988-00 1/2-1 Ton 4 Wheel Drive

12533 1988-00 front 26.99 ea

12532 1988-00 rear 14.99 ea



1973-91 Polyurethane Front Control Arm Bushing Set

These polyurethane bushings provide the longevity and performance needed to maximize a suspension's efficiency. Energy Suspension's Hyperflex polyurethane is a firmer bushing than the O.E. Not only does this increase the longevity of the bushing but gives the suspension a boost in handling performance.

Important: Not for 1988-91 CK GMT400 Series models.

Note: Fits 1973-86 C, 1987-91 R, 1973-82 Blazer/Jimmy, and 1973-91 Suburban models.

Chevrolet and GMC

1/2 Ton 2 Wheel Drive

33161G 1973-91 black 104.99 set
33161R 1973-91 red 104.99 set



1988-00 Polyurethane Front Control Arm Bushing Set

Polyurethane front control arm bushing sets for 1988-00 GMT400 Series models. These polyurethane bushings provide the longevity and performance needed to maximize a suspension's efficiency. Energy Suspension's Hyperflex polyurethane is a firmer bushing than the OE. Not only does this increase the longevity of the bushing but gives the suspension a boost in handling performance.

Important: Not for 1999-00 Silverado and Sierra GMT800 Series models.

Note: Fits 1988-00 C/K pickup, 1992-94 Blazer, 1995-00 Tahoe, 1992-00 Yukon, and 1992-99 Suburban models.

Chevrolet and GMC

1/2-1 Ton 2 Wheel Drive

*Bushing outer shells and all metal parts must be reused.
33147G* 1988-00 black 85.99 set
33147R* 1988-00 red 85.99 set

1/2-3/4 Ton 4 Wheel Drive

Uppers must reuse all hardware. *Must reuse all metal parts.

33134G* 1988-97 black 73.99 set

33134R* 1988-97 red 73.99 set

33180G** 1998-00 black 81.99 set

33180R** 1998-00 red 81.99 set

Control Arms

OFF AUTHORIZED



153971

153973

1963-91 Upper and Lower Control Arm

Reproduction upper and lower control arms for 1963-91 Chevrolet and GMC truck models. Includes: control arm, ball joint, upper shaft, and bushings.

Important: *Not for 1988-91 C/K GMT400 Series models.

Note: Fits 1963-86 C, 1987-91 R, 1963-70 panel truck, 1970-82 Blazer/Jimmy, and 1963-91 Suburban models. Shipped overweight.

1/2 Ton 2 Wheel Drive

153970	1963-70	LH/RH	upper...	314.99	pr
153971	1971-72	LH/RH	upper...	314.99	pr
153973	1963-70	LH/RH	lower...	377.99	pr
153974	1971-91	LH/RH	lower...	377.99	pr



TC7A7172B

1963-87 Tubular Control Arm Set

These CPP tubular control arms are made from thick tubing to eliminate distortion from welding and hard use, the bushings are made from self-lubricating non-squeak patented plastic that will outlast any rubber or urethane. The billet 4140 alloy steel cross shafts and sleeves have an interlocking design that prevents the hardware from ever working loose. Sets include: upper and lower arms, billet cross shafts, and ball joints.

Note: Shipped overweight.

TCA6370B	1963-70	LH and RH	...	1024.99	set
TC7A7172B	1971-72	LH and RH	...	1024.99	set
TC7A7387B	1973-87	LH and RH	...	1024.99	set



HATCHBACK

1963-72 Front Control Arms

Hotchkit tubular upper control arms. These TIG welded, geometry corrected, bolt-on A-arms offer premium quality construction and improve camber gain dramatically increasing handling performance. Lower arms are redesigned to extend wheelbase 1.8 in. and add up to +9 deg caster. Designed for maximum performance improvement. Made in USA.

C10 - 2 Wheel Drive

C10-2	1963-72	upper	843.99	pr
-------	---------	-------	-------	--------	----

ridetech



11343699

11342199

USA

1963-87 StrongArm Front Control Arms

RideTech has developed a control arm system for 1963-87 Chevrolet and GMC 1/2 ton models to improve ride quality and handling performance. Tubular control arms add strength, style and improved performance. Self-lubricating Delrin bushings reduce deflection and suspension bind. Increased caster dramatically improves handling and control. Adjustable ride height to fine tune the stance. Powder coated in a satin black finish and completely assembled with ball joints and bushings. Made in USA.

1/2 Ton - Upper Arms

11343699	1963-70	LH and RH	614.99	pr
11353699	1971-72	LH and RH	614.99	pr
11363699	1973-87	LH and RH	614.99	pr

1/2 Ton - Lower Arms - Coil Spring Style

11342199	1963-70	LH and RH	1064.99	set
11352199	1971-72	LH and RH	1064.99	set

1/2 Ton - Lower Arms - Air Ride Style

11341499	1963-70	LH and RH	994.99	pr
11351499	1971-72	LH and RH	994.99	pr

ridetech



11342699

11352699

1963-72 StrongArms for Coilovers Front Control Arm System

RideTech has developed a coilover/control arm system for the 1963-72 Chevy C10 to improve ride quality and handling performance. Get 21st century handling in a classic truck. Includes upper/lower StrongArms, upper mounting brackets and hardware. Set does not include coilover shocks. Made in USA.

1/2 Ton - Front Upper & Lower StrongArm System

11342699	1963-70	LH and RH	1994.99	set
11352699	1971-72	LH and RH	1994.99	set

ENERGY



318109G



318104G



318127G

1973-80 Polyurethane Bushing Set

Reduce deflection and increase control with a complete set of performance polyurethane bushings. These Hyper-Flex bushings will maintain proper alignment throughout suspension travel, reduce wheel hop under hard acceleration and improve braking control. Sets include: front control arm bushings, front spring and shackle bushings, rear spring and shackle bushings, cab/body mounts, front sway bar bushings, tie rod end boots, and transmission mounts.

Note: *Does not fit Superlift/Skyjacker suspension. *Does not include transmission mounts. Please add color code to item number when ordering. R = red, G = black bushings. Not for crew cab models.

Standard Cab Truck Models

1/2 Ton 2 Wheel Drive					
318109	1973-80	2WD	350.99	set
318108	1981-87	2WD	368.99	set

1/2-3/4 Ton 4 Wheel Drive

318105*	1973-80	aftermarket springs	354.99	set
318102*	1981-87	OE springs	258.99	set
318103*	1981-87	aftermarket springs	265.99	set

Standard & Extra Cab Truck Models

GMT400 Series 1/2-1 Ton					
318107	1988-00	2WD	375.99	set
318101*	1988-00	4WD	324.99	set

Suburban

GMT400 Series 1/2-3/4 Ton					
318126	1995-99	2WD	469.99	set
318127*	1992-97	4WD	428.99	set

Tahoe/Yukon

GMT400 Series					
318124	1995-99	2WD	434.99	set
318125*	1995-97	4WD	381.99	set

Rear Trailing Arms

ridetech



SKW20117

ShockWave Front Suspension System

The ShockWave front air bag system is a completely bolt-in suspension system that requires no welding. ShockWave systems have adjustable shock valving to allow for ride quality and handling. Kits include: 2 ShockWave air spring/shock units, 2 tubular upper control arms, and 2 tubular lower control arms.

Important: Compressor/controller systems must be purchased separately.

Note: Shipped overweight.

With Single Adjustable Shocks
 SKW20115 1999-06..... 2564.99 kit

With Triple Adjustable Shocks
 SKW20117 1999-06..... 3724.99 kit

DEP AUTHORIZED



T70893

T70892

1960-72 Rear Control Arm

Reproduction rear control arms for 1960-72 Chevrolet and GMC truck models with rear coil springs. Mount to the rear axle housing and the center cross member to support the coil springs. Manufactured in stamped steel.

Note: Shipped double overweight.

Black EDP Coated
 T70893 1960-72 LH..... 305.99 ea
 T70892 1960-72 RH..... 224.99 ea

Weld-Thru™ Primer
 T70893W 1960-72 LH..... 229.99 ea
 T70892W 1960-72 RH..... 229.99 ea



1960-72 Tubular Trailing Arms

Manufactured with a laser cut and formed spring platform fabricated to a CNC bent heavy wall 2" tube body. These can be used to replace original worn out arms or to improve the overall appearance of your suspension. The bushings are made of a patented heat resistant, self-lubricating material that offers long life and a remarkably quiet, comfortable ride. Can be used with original rear axle and coil springs. These will mount to the factory crossmember or to the custom drop crossmember DCX6372.

Note: Shipped double overweight.

TTA6712 1960-72 LH and RH..... 504.99 pr

1960-72 Rear Axle Control Arm Bushing

Reproduction rear axle control arm bushing for 1960-72 1/2 ton Chevrolet and GMC truck models with coil springs. These bushings are for the forward end of the rear control arms. 2 required per vehicle.

CX4838 1960-72 1/2 ton..... 16.99 ea



ENERGY

1963-72 Rear Trailing Arm Bushing Set

Under tough driving conditions, deflection within soft rubber bushings can hurt your handling. Firm up your suspension with these full floating non-binding polyurethane bushings to allow full suspension travel and proper weight transfer for better handling.

Note: Must reuse existing outer metal shells.

1/2 Ton 2 Wheel Drive
 33123G 1963-72 black..... 24.99 pr
 33123R 1963-72 red..... 24.99 pr

3/4-1 Ton 2 Wheel Drive
 33125G 1967-72 black..... 24.99 pr
 33123R 1967-72 red..... 24.99 pr



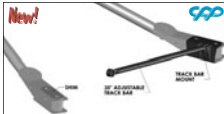
back view

1963-72 Drop Center Crossmember

This center crossmember is specially designed for 1963-72 trucks with a 5" or more rear drop. The exhaust passages also allow you to tuck a 3" exhaust up out of the way. Mounts in the stock location and includes mounting hardware and trailing arm mounting ears. Custom tubular trailing arms are available separately #TTA6072.

Note: Shipped overweight.

DCX6372B 1963-72..... 174.99 ea



1985-72 Deluxe Adjustable Trac Bar

CPP's deluxe trac bar set relocates the mounting point of the bar to the trailing arm of your truck. These trac bars are designed for lowered vehicles and will allow for the rear end to keep proper alignment.

Trac Bar, Mounting Bracket, and Shim Set
 AS500321 1965-72..... 129.99 set



1963-72 Adjustable Trac Bar

These trac bars are designed for lowered vehicles and will allow for the rear to still keep proper alignment. Adjustable trac bars have double adjustment with left hand and right hand threads to allow ease of installation.

TB636421 1963-64..... 69.99 ea
 TB657221 1965-72..... 69.99 ea



1960-72 Rear Axle Trac Bar Bushing

These bushings are for the bar that connects from the rear end housing to the frame. 2 required per vehicle.

Note: *Without 4-speed or big block.

CX4839 1960-67 1/2 ton..... 16.99 ea
 CX4839 1960-62 3/4 ton..... 16.99 ea
 CX4839* 1968-72 1/2 ton..... 16.99 ea



ENERGY

1960-72 Panhard Bar Bushing Set

Under tough driving conditions, deflection within soft rubber bushings can hurt your handling. Firm up your suspension with these full floating non-binding polyurethane bushings.


Note: Must reuse existing outer metal shells.

1/2 Ton 2 Wheel Drive
 37104G 1960-72 black..... 13.99 pr
 37104R 1960-72 red..... 13.99 pr

3/4-1 Ton 2 Wheel Drive
 37116G 1967-72 black..... 17.99 pr
 37116R 1967-72 red..... 17.99 pr

Performance Sway Bar Sets

OE AUTHORIZED



1963-87 Front Sway Bar

Reproduction style front sway bar for 1963-87 Chevrolet and GMC pickup truck models. Designed to minimize body roll, under steer and over steer when cornering, resulting in improved vehicle handling and control. These offer all of the above without affecting your ride quality. Includes: sway bar, high-performance rubber bushings, all mounting hardware.

Note: Shipped overize.

FSB901	1963-87	1" front	159.99 set
FSB905	1963-87	1-1/8" front	159.99 set

New! OE AUTHORIZED



1947-59 Rear Sway Bar Set

Reproduction style rear sway bar and hardware for 1947-59 Chevrolet and GMC pickup truck models. This sway bar is designed to minimize body roll, under-steer and over-ster when cornering, resulting in improved vehicle handling and control. Includes 7/8" diameter sway bar, high-performance rubber bushings, all mounting hardware.

RSB504	1947-59	7/8" rear	139.99 set
--------	---------	-----------	------------

OE AUTHORIZED



1963-72 1" Rear Sway Bar

Reproduction 1" sway bars reinforce the suspension, offering improved handling. Easy installation with basic hand tools. Will fit 1963-72 2WD pickup with coil springs and 2WD Suburban models. Each sway bar set includes proper bushings and mounting hardware for installation.

Note: Shipped overize.

RSB500	1963-72	1" rear	124.99 set
--------	---------	---------	------------

ADDCO



1955-81 Performance Sway Bar

ADDCO high-performance sway bars for 1955-81 truck, pickup, and SUV models. Sway bars reinforce the suspension, offering improved handling. Easy installation with basic hand tools (some sets may require drilling). Each sway bar set includes proper bushings and mounting hardware.

Important: *Original style replacement, this bar must be used with the original hardware. **If the vehicle is equipped with a large muffler that is tipped up on its side, use RSB396 for 1/2 ton models and RSB291 for 3/4 ton models.

Note: Shipped overize.

2 Wheel Drive

Pickup			
Front 1-1/8" Diameter			
FSB542	1955-59	214.99 set	
FSB117	1960-87	195.99 set	
FSB576*	1973-87	253.99 set	
Rear 7/8" Diameter			
RSB695	1955-59	216.99 set	
RSB954	1960-72 with coil springs	199.99 set	
RSB511	1960-72 with leaf springs	216.99 set	
Rear 1" Diameter			
RSB202	1973-87	194.99 set	

Suburban

Front 1-1/8" Diameter			
FSB117	1960-91	195.99 set	
FSB576*	1960-72 3/4 ton	253.99 set	
FSB576*	1973-91	253.99 set	
Rear 7/8" Diameter			
RSB954	1960-72	199.99 set	
Rear 1" Diameter			
RSB396	1973-91 1/2 ton	229.99 set	
RSB291	1973-91 3/4 ton	252.99 set	

Blazer/Jimmy

Front 1-1/8" Diameter			
FSB117	1970-87	195.99 set	
FSB576*	1973-91	253.99 set	
Rear 7/8" Diameter			
RSB951	1970-72 with leaf springs	216.99 set	
Rear 1" Diameter			
RSB202	1973-91	194.99 set	

4 Wheel Drive

Pickup			
Front 1-1/8" Diameter			
FSB141	1969-87	253.99 set	
Rear 7/8" Diameter			
RSB951	1960-72 with leaf springs	216.99 set	
Rear 1" Diameter			
RSB202	1973-87	194.99 set	
Suburban			
Front 1-1/8" Diameter			
FSB141	1973-91	253.99 set	
Rear 1" Diameter			
RSB471	1973-91 1/2 ton w/low pkg.	250.99 set	
RSB396	1973-91 1/2 ton w/40 gal.	229.99 set	
RSB291	1973-91 3/4 ton w/40 gal.	252.99 set	
RSB202*	1973-91	194.99 set	

Blazer/Jimmy

Front 1-1/8" Diameter			
FSB141	1969-91	253.99 set	
Rear 7/8" Diameter			
RSB951	1969-72 with leaf springs	216.99 set	
Rear 1" Diameter			
RSB202*	1973-91	194.99 set	

ADDCO



1988-98 Performance Sway Bar

ADDCO high-performance sway bars for 1988-98 pickup GMT400 Series models. Sway bars reinforce the suspension, offering improved handling. Easy installation with basic hand tools (some sets may require drilling). Each sway bar set includes proper bushings and mounting hardware.

Note: Shipped overize.

2 or 4 Wheel Drive

Rear 1" Diameter			
RSB426	1988-98 1/2 ton exc 4545S	250.99 set	
RSB427	1988-98 4545S	252.99 set	
RSB427	1988-98 3/4-1 ton	252.99 set	



- Features:
- Polyurethane Bushings
 - Heat Treated Chromoly Steel
 - Powder Coated Heavy-duty Components
 - Made in USA

1983-87 C10 Lowered Front Sway Bar

Hellwig's C10 high-performance front sway bar set for vehicles with a 2-4" drop in the front. This sway bar removes the D-shaped polyurethane bushings on the factory control arms and adds an end link. It is made from 1-1/4" solid, heat treated, chromoly steel and includes all the brackets necessary to install it.

Note: Shipped overize.

HW7804	1963-87	2-4" drop	547.99 set
--------	---------	-----------	------------

Adjustable Rate Performance Rear Sway Bar



- Features:
- Polyurethane Bushings
 - Heat Treated Chromoly Steel
 - Powder Coated Heavy-duty Components
 - Adjustable End Links - Tunable Rate
 - Made in USA

1973-83 C10/C20 Tunable Rear Sway Bar

Hellwig's high-performance 1-1/8" heat treated tunable sway bar set for 1973-83 C10/C20 models. The bar has a 3 hole design allowing the rate to be adjusted to the driving style of the owner. This set includes U-bolts and brackets to fit on axles with both 3" and 3-1/2" diameter tubes. The adjustable end links let you perfectly match the bar to your specific suspension.

Note: Shipped overize.

C10/C20 Lowered Rear Sway Bar Set			
HW7806	1973-83	3-5" drop	537.99 set
C10/C20 Stock Height Rear Sway Bar Set			
HW7726	1973-83		524.99 set

Sway Bar Components



A7100110

A7100111

1965-91 Sway Bar Bushing and Bracket

Replace your worn out factory bushings and brackets to improve cornering and handling. 2WD models.

Note: 4 of each required per vehicle.

A7100110	1965-91 bushing.....	6.99 ea
A7100111	1965-91 bracket.....	5.99 ea



1973-91 Rear Sway Bar Bracket

OER's rear sway bar bracket for 1973-91 models. Manufactured from high grade steel to original specifications. Sold individually.

406887	1973-84 all.....	12.99 ea
406887	1985-86 3/4-1 ton.....	12.99 ea
406887	1987-91 R/V 1 ton.....	12.99 ea

NEW! **OER AUTHORIZED**



Universal Front Sway Bar Brackets

These universal front sway bar end link brackets are for cars and trucks that did not come from the factory with a sway bar end link mount on the lower control arm. This is a universal bracket sold as a service part, it may not work on all vehicles. Sold individually.

FSB911A	tab style	LH/RH....	8.99 pr
FSB913A	stock height	LH/RH....	27.99 pr
FSB914A	lowered models	LH/RH....	27.99 pr



1967-91 Sway Bar Lowering Set

All 1/2, 3/4, and 1 ton pickup 4 wheel drive, Blazer, Jimmy, Suburban with front leaf springs.

SBL20	1967-91 with 4" lift.....	54.99 set
SBL40	1967-91 with 6-8" lift.....	67.99 set



35175G



35177R



35179G



35118G



35120G

1967-91 Sway Bar Bushing Set

Polyurethane sway bar bushing sets for various 1967-91 truck models. Manufactured in Hyper-Flex polyurethane for longevity.

Note: Not for 1988-91 CRK GMT400 Series models.

Note: Fits 1967-86 CRK, 1987-91 R/V, 1967-91 Blazer, Jimmy, and Suburban models.

Front Sway Bar Bushing Sets

1/2-1 Ton 2 Wheel Drive		
35175G	1967-72 1-1/16"	black..... 46.99 set
35175R	1967-72 1-1/16"	red..... 46.99 set

1/2-3/4 Ton 2 Wheel Drive

35175G	1973-91 1-1/16"	black..... 46.99 set
35175R	1973-91 1-1/16"	red..... 46.99 set
35176G	1973-91 1-1/8"	black..... 46.99 set
35176R	1973-91 1-1/8"	red..... 46.99 set
35177G	1973-91 1-1/4"	black..... 46.99 set
35177R	1973-91 1-1/4"	red..... 46.99 set

1/2-1 Ton 4 Wheel Drive

35179G	1973-80 1-1/16"	black..... 39.99 set
35179R	1973-80 1-1/16"	red..... 39.99 set
35180G	1973-80 1-1/4"	black..... 39.99 set
35180R	1973-80 1-1/4"	red..... 39.99 set
35118G	1981-91 1-1/4"	black..... 26.99 set
35118R	1981-91 1-1/4"	red..... 26.99 set

Rear Sway Bar Bushing Sets

3/4-1 Ton 2 Wheel Drive		
35120G	1981-87 1-1/16"	black..... 37.99 set
35120R	1981-87 1-1/16"	red..... 37.99 set



35181R

1988-00 Sway Bar Bushing Set

Polyurethane sway bar bushing and end link sets for various 1988-00 GMT400 Series truck models. Front sets include end link bushings.

Note: Not for 1999-00 Silverado and Sierra GMT800 Series models.

Note: Fits 1988-00 CRK pickup, 1992-94 Blazer, 1995-00 Tahoe, 1992-00 Yukon, and 1992-99 Suburban models.

Front Sway Bar Bushing Sets

1/2-1 Ton 2 Wheel Drive

Truck			
35178G	1988-00 1-1/4"	black....	46.99 set
35178R	1988-00 1-1/4"	red.....	46.99 set

1/2-1 Ton 4 Wheel Drive

Truck			
35136G	1988-98 32mm	black....	36.99 set
35136R	1988-98 32mm	red.....	36.99 set


Suburban/Blazer/Jimmy/Tahoe/Yukon

35181G	1992-00 30mm	black....	46.99 set
35181R	1992-00 30mm	red.....	46.99 set

Rear Sway Bar Bushing Sets

1/2-1 Ton 2WD/4WD

Suburban/Blazer/Jimmy/Tahoe/Yukon			
35205G	1992-99 22mm	black....	39.99 set
35205R	1992-99 22mm	red.....	39.99 set



ADJUST-A-LINK

98164R

98162G

Adjustable Polyurethane End Links

These end links include 2 different height bushings which enable you to mix and match to obtain the optimal length. Each set number offers 1/2" of adjustability in 1/4" increments. Energy's Adjust-A-Link will accommodate lengths of 2-3/4" to 6-3/8" with no coverage gaps.

Note: Please add color code to item number when ordering. R = red, G = black bushings.

98162	2-3/4" - 3-1/4"	25.99 set
98163	3-3/8" - 3-7/8"	25.99 set
98164	4" - 4-1/2"	25.99 set
98165	4-5/8" - 5-1/8"	25.99 set
98166	5-1/4" - 5-3/4"	25.99 set
98167	5-7/8" - 6-3/8"	25.99 set

ENERGY SUSPENSION 18060



18060

1988-00 Sway Bar End Link Set

Reproduction sway bar end link for 1988-00 Chevrolet and GMC truck models. Includes: 4 bushings, 1 bolt, 1 nut, 4 washers, and 1 spacer, 2 required.

18203	1988-00.....	7.99 ea
18060	1992-00.....	12.99 ea

Coilover Conversion Sets



1963-87 Front Coilover Conversion Set

QA1's pro coil system and control arms to upgrade your C-10 front suspension. Upper and lower control arms are made of 12 gauge HSLA steel tubing for increased strength and are powder coated for long-lasting durability. They feature performance ball joints and low friction, maintenance-free polymer bushings. This set adds up to 7 degrees of caster for more stability and allows for optimum camber adjustment in a lowered truck.

Important: Sets must use spindles compatible with 1973-87 ball joints.

Single Adjustable
 26111650 1963-87 650 lb springs... 2339.99 set
 26111750 1963-87 750 lb springs... 2339.99 set
 26111850 1963-87 850 lb springs... 2339.99 set

Double Adjustable
 2611D650 1963-87 650 lb springs... 2547.99 set
 2611D750 1963-87 750 lb springs... 2547.99 set
 2611D850 1963-87 850 lb springs... 2547.99 set



1963-87 Front Coilover Conversion Set

Aidan American's 1963-87 front coilover conversion set. Bolt on design with single fully adjustable coilovers and tubular control arms. POL upper and lower control arms (Includes ball joints).

Important: *To be used with 1973-87 spindles.

Small Block - 650 lbs./in. Spring Rate
 300140 1963-70 small block 3199.99 pr
 300141 1971-72 small block 3199.99 pr
 300136* 1963-87 small block 3199.99 pr

Big Block - 750 lbs./in. Spring Rate
 300143 1963-70 big block 3199.99 pr
 300144 1971-72 big block 3199.99 pr
 300137* 1963-87 big block 3199.99 pr



FRONT AXLE WEIGHT IN LBS

1500-1600	1601-1700	1701-1800	1801-1900
250	300	350	400
1901-2000	2001-2100	2101-2200	
450	500	550	

1988-98 Front Coilover Shocks

QA1 coilover sets are engineered from the ground up to offer unmatched performance over stock suspension setups. Pro coilover systems utilize adjustable coilover shocks and springs, designed specifically for replacing the factory shocks and springs. This combination offers ride height adjustment and variable position valving adjustment (where applicable) for performance not found in other kits.


Single Adjustable
 G1507350 1988-98 350 lb 699.99 pr
 G1507450 1988-98 450 lb 699.99 pr
 G1507550 1988-98 550 lb 699.99 pr
 G1507650 1988-98 650 lb 699.99 pr
 G1507750 1988-98 750 lb 699.99 pr

Double Adjustable
 GD507350 1988-98 350 lb 899.99 pr
 GD507450 1988-98 450 lb 899.99 pr
 GD507550 1988-98 550 lb 899.99 pr
 GD507650 1988-98 650 lb 899.99 pr
 GD507750 1988-98 750 lb 899.99 pr

MOD Double Adjustable
 MG507350 1988-98 350 lb 1872.99 pr
 MG507450 1988-98 450 lb 1872.99 pr
 MG507550 1988-98 550 lb 1872.99 pr
 MG507650 1988-98 650 lb 1872.99 pr
 MG507750 1988-98 750 lb 1872.99 pr

Thrust Bearing Set
 HS9010 1963-98 37.99 set

Spanner Wrench
 HS9001 1963-98 24.99 pr



- Features:**
- Relocates the coilovers to the outside of the frame rail, closer to the wheel to improve cornering stability.
 - Clearance for popular aftermarket rear fuel tanks.
 - Incorporates a bolt-in frame C-notch and allows for up to 6" of total drop.
 - Factory truck arms are replaced with a 7 gauge DOM steel tubular design.
 - Incorporates an integrated pinion angle adjustment, eliminating the need for angled shims.
 - QA1's X-Series self-lubricating rod ends.
 - Adjustable truck arms help you set the wheelbase to your exact specifications. The adjustable mounts allow for optimum anti-squat.
 - A full-length, adjustable panhard bar with multiple mounting locations corrects roll center geometry to the desired amount of drop.

1963-72 Rear Coilover Suspension Set

These suspension sets are engineered to make your Chevy C10 handle while giving you ride height adjustability with up to 6" of drop. Dial in the perfect stance while adding modern-day performance and drivability to your classic pickup.

Note: Shipped overweight.

Single Adjustable
 R110170 1963-72 170 lb 2695.99 set
 R110200 1963-72 200 lb 2695.99 set
 R110250 1963-72 250 lb 2695.99 set

Double Adjustable
 RD110170 1963-72 170 lb 2895.99 set
 RD110200 1963-72 200 lb 2895.99 set
 RD110250 1963-72 250 lb 2895.99 set

STEERING, SUSPENSION, REAR END & BRAKES

Coilover Conversion Sets



R130170



R232200



coil spring mount 12 bolt mount Ford 9" mount

1983-87 Rear Coilover Suspension Set

QA1 engineered a unique design offering 4" to 7" drop that maximizes performance without the inherent binding issues of other 4-Link systems. With superior control over suspension movement, you can easily dial in the stance for a smooth ride and great handling characteristics. The systems include unprecedented adjustability: the panhard bar, torque arm, trailing arms, bracket mounts, and shocks are all adjustable, and they are truly independent of each other, so you don't have to worry about one adjustment affecting another.

Note: Shipped overweight.

Single Adjustable

10 Bolt Rear End	
R130170	170 lb 2695.99 set
R130200	1973-87 200 lb 2695.99 set
R130250	1973-87 250 lb 2695.99 set

12 Bolt Rear End	
R131170	1973-87 170 lb 2695.99 set
R131200	1973-87 200 lb 2695.99 set
R131250	1973-87 250 lb 2695.99 set

Ford 9" Rear End	
R132170	1973-87 170 lb 2695.99 set
R132200	1973-87 200 lb 2695.99 set
R132250	1973-87 250 lb 2695.99 set

Double Adjustable

R230170	1973-87 170 lb 2895.99 set
R230200	1973-87 200 lb 2895.99 set
R230250	1973-87 250 lb 2895.99 set

12 Bolt Rear End	
R231170	1973-87 170 lb 2895.99 set
R231200	1973-87 200 lb 2895.99 set
R231250	1973-87 250 lb 2895.99 set

Ford 9" Rear End	
R232170	1973-87 170 lb 2895.99 set
R232200	1973-87 200 lb 2895.99 set
R232250	1973-87 250 lb 2895.99 set



QA10007



QA10007 - detail

1988-98 Rear Coilover Suspension Set

QA1 rear coilover conversion systems are a great upgrade to your C1500 suspension. The torque arm suspension with C-Notch bracket is manufactured from 12 gauge HSL. A steel tubing for increased strength and is powder coated for long-lasting durability. Complete with adjustable instant center, panhard bar, and pinion angle to allow you to adjust the system to your exact needs. This set will add more stability and allows for optimum camber adjustment in a lowered truck.

Note: Shipped overweight.

QA10007	1988-98	170 lb 2695.99 set
---------	---------	--------------------------

QA10008	1988-98	200 lb 2895.99 set
---------	---------	--------------------------

ridetech



11340201

1963-06 Front/Rear Coilover Conversion

Coilover system for 1963-06 Chevy and GMC 1/2 ton trucks. Includes: front and rear HQ series coilovers, front upper and lower strongarms, bolt-on 4-link, drop spindles, and front musclebar.

11340201	1963-70	7119.99 set
11350201	1971-72	7119.99 set
11360201	1973-87	7319.99 set
11380201	1999-06	7124.99 set

Axle and sway bar not included.



Features:

- RideTech single adjustable coilover shocks
- Energy Suspension polyurethane bushings
- Bolt-on torque arm differential plates
- Mounting options for 12 bolt (truck) and Ford 9"
- 1-1/2" trailing arms w/adjustable 2" Johnny Joins
- Heavy-duty rear coilover crossmember
- 1-1/4" panhard bar
- Bolt-on axle brackets
- 3 height adjustments on the axle brackets
- Bolt-on shock brackets
- Bolt-on axle mounted sway bar (optional)
- Bolt-on C-notch plates
- Black powder coated springs
- Greasable urethane bushings


1963-72 C10 Coilover Torque Arm

TCI Engineering's 1963-72 C10 torque arm assembly is engineered for Street, Autocross, and Road course applications. The torque arm rear suspension was designed to eliminate the suspension bind that occurs when cornering using the stock truck arm suspension. The torque arm features a Currie Johnny Joint and special dog bone mount at the front of the arm that rotates and telescopes as the truck goes through suspension travel and articulation. This allows the trucks handling to be controlled by the coilover shocks and the rear sway bar with no suspension binding variables. The set allows for a lowered stance, greater rear axle control, and dramatically improved handling. Made in USA.

Important: Cutting of the frame rail for C-notch is required. Notch plates are included. 12 bolt rear ends will bolt-in.

Note: Shipped overweight.

T6637220	1963-72	C10 3250.99 set
----------	---------	-----------------------



T6675120

1947-59 4-Link Rear Suspension

Rear 4-Link suspension with coilover shocks from TCI. With this setup you will get better ride quality and handling! This includes: 1" link bars with polyurethane bushed 3/4" stainless adjusters, axle housing brackets, bolt-on frame brackets, bolt-on coilover shocks, adjustable track bar, and hardware.

Note: Shipped double overweight.

Stage II with Unpainted Steel Link Bars	
T6675120	1947-54 plain 1584.99 set
T6685120	1955-59 plain 1584.99 set

Coil Springs



SMS6454

1963-81 Front Coil Springs

A correct ride height and positive handling can only be achieved if all of your truck's suspension components are in good shape. After years of hard work and bad roads, even the coil springs can get tired and sag. Replacing the coil springs can go a long way in renewing your trucks original ride and handling. Made in USA.

Note: *1973-91 coils fit 1973-86 C, 1987-91 R, 1973-91 Blazer/Jimmy, and 1973-91 Suburban models. Shipped overweight.

1/2 Ton Wheel Drive			
CS6082	1963-66	all	140.99 pr
CS6082	1967-72	6 cyl or SB	140.99 pr
CS6102	1968-72	6 cyl or SB	144.99 pr
CS6104	1968-72	BB	105.99 pr
SMS6452*	1973-91	6 cyl or SB	76.99 pr
SMS6454*	1973-91	BB	102.99 pr

3/4 Ton 2 Wheel Drive			
CS6082	1963-67	standard	140.99 pr
CS6102	1963-67	HD	144.99 pr
CS6102	1968-72	SB	144.99 pr
CS6104	1968-72	BB	105.99 pr
SMS6452*	1973-91	6 cyl or SB	76.99 pr
SMS6454*	1973-91	BB	102.99 pr



FS61023

1963-72 Performance Front Coil Springs

Lower your vehicle with CPP lowering coil springs to add an aggressive look to your vehicle. These front coils are designed to work with all engine sizes. Coil springs are sold in pairs and are black powder coated. FS61025 1983-72 front stock height..... 128.99 pr
FS61021 1983-72 front 1" drop..... 128.99 pr
FS61022 1983-72 front 2" drop..... 128.99 pr
FS61023 1983-72 front 3" drop..... 128.99 pr

Universal Coil Spring Spacer

OER® coil spring lower spacer/insulator for various models. These molded black EPDM rubber spacers mount between the coil spring and the lower control arm. Sold individually.

14927	universal	LH or RH	16.99 ea
-------	-----------	----------	----------



1963-72 Front 3" Drop Coil Spring and Shock Set

To ensure the highest ride quality, this coil spring and shock set comes matched with the correct springs and shocks for your truck. Includes 2 front lowering springs and 2 front lowered shocks. Springs and shocks are powder coated black for a long-lasting, durable finish. This set is a front 3" drop.

Note: Shipped overweight.			
CSK6372AF	1963-72		214.99 set



RS6035

1960-72 Performance Rear Coil Springs

These rear coils are designed to work with all engine sizes. Heavy-duty coils are recommended for vehicles that will be used for towing. Coil springs are sold in pairs and are black powder coated.

RS6035	1960-72	stock height	148.99 pr
RS6033	1960-72	3" drop	128.99 pr
RS6034	1960-72	4" drop	128.99 pr
RS6034HD	1960-72	4" HD drop	148.99 pr
RS6035	1960-72	5" drop	128.99 pr

OER AUTHORIZED



1960-72 Rear Coil Spring Upper Retainer

Reproduction rear coil spring upper retainer for 1960-72 Chevrolet and GMC models. 4 required per truck.
14902 1960-72..... 11.99 ea



1960-72 Rear Coil Spring Retainer Set

Coil spring retainers are a perfect upgrade when installing new or lowered coils springs. Manufactured with capture nuts for easy installation. Four retainers and hardware included in set.

RC6072K	1960-72	39.99 set
---------	---------	-----------



1963-72 Lowering Coil Springs and Lowered Performance Shock Set

These drop coil spring and shock sets, which include front and rear lowering coil springs and lowered shocks, are available with your choice of these popular setups. Sets are for 2WD 1/2 ton models.

Note: Shipped overweight.			
Vehicles with Stock Height Spindles			
CSK6372A	1963-72	3 1/4" drop	378.99 set
CSK6372B	1963-72	3 3/5" drop	378.99 set
Vehicles with 2" Drop Spindles			
CSK6372D	1963-72	1 1/5" drop	378.99 set



1963-70 3" 5" Basic Drop Set

The most popular CPP drop components are available in one complete set. Features: 3" front and 5" rear drop coil springs, lowered shocks, drop spindles, shock re-locator kit and deluxe rear trac bar.

Note: Purchasing a rear C-Notch set for more axle clearance recommended. Coil springs are black powder coated. Drop spindles require disc brakes. Must use with 1971-87 1/2 ton disc brakes. Flat surface must be 1-1/4" thick.			
Note: Shipped double overweight.			
BDK6370	1963-70	814.99 set	



1963-70 3" 5" Basic Drop Set

The most popular CPP drop components are available in one complete set. Features: 3" front and 5" rear drop coil springs, lowered shocks, drop spindles, shock re-locator kit and deluxe rear trac bar.

Important: Purchasing a rear C-Notch set for more axle clearance recommended. Coil springs are black powder coated. Drop spindles require disc brakes. Must use with 1971-87 1/2 ton disc brakes. Flat surface must be 1-1/4" thick.

Note: Shipped double overweight.			
BDK6370	1963-70	814.99 set	



1965-72 Lowering and Handling Performance Suspension Set


If you want to lower your truck and gain handling performance, this is the perfect set for you. Choose between these popular setups 3 1/4" or 3 3/5" for standard height spindles and 1 1/4" or 1 1/5" for 2" drop spindles. Includes: front (1-1/4" diameter) and rear (1-1/8" diameter) sway bars, lowered coil springs, lowered shocks, sway bar brackets, bushings, hardware, and an adjustable rear axle trac bar. Sets are for 2WD 1/2 ton models.

Important: Purchasing a C-Notch set for more axle clearance recommended. Sway bars come black powder coated.

Note: Shipped double overweight.			
Vehicles with Stock Height Spindles			
LHP6572A	1965-72	3 1/4" drop	688.99 set
LHP6572B	1965-72	3 3/5" drop	688.99 set
Vehicles with 2" Drop Spindles			
LHP6572C	1965-72	1 1/4" drop	688.99 set
LHP6572D	1965-72	1 1/5" drop	688.99 set

Performance Shocks

GM AUTHORIZED



1947-55th OE Style Shock Absorbers

Reproduction shocks for 1947-55 Chevrolet and GMC truck models. Manufactured to exact factory specifications for a reproduction accurate enough to satisfy even the most discriminating restorer. Sold in pairs. Front and rear applications available. Gray finish.

14162	1947-55 th front	103.99	pr
14163	1947-55 th rear	166.99	pr



1967-91 Multi-Shock Brackets

Dual shock bracket sets feature plate bracket mounting for early models and a multi-shock tubular mounting design for late models. Installation requires no welding. Reduces individual shock temperature which reduces fade. Also reduces body roll and improves handling.

Note: Shocks are not included with the set and must be purchased separately.

4 Wheel Drive Models

Front

1967-87 K10, K20, K30 Pickup and 1967-91 Blazer, Jimmy, and Suburban			
DS250	1967-91	0-1.5" lift, use SJ7021	65.99 set
DS250	1967-91	2-5" lift, use SJ7051	65.99 set
DS250	1967-91	6-8" lift, use SJ7071	65.99 set
DS250	1967-91	9-12" lift, use SJ7032	65.99 set

Rear

1967-72 1/2 Ton and 3/4 Ton Pickup, Jimmy, Blazer, and Suburban			
DS442	1967-72	0-1.5" lift, use SJ7043	78.99 set
DS442	1967-72	2-4" lift, use SJ7053	78.99 set
DS442	1967-72	4.5-8" lift, use SJ7073	78.99 set
1973-87 1/2 Ton Pickup, 1973-91 Jimmy, Blazer, and 1/2 Ton Suburban			
DS440	1973-91	0-1.5" lift, use SJ7043	78.99 set
DS440	1973-91	2-4" lift, use SJ7053	78.99 set
DS440	1973-91	4.5-8" lift, use SJ7073	78.99 set
1973-87 3/4 Ton Pickup, 1973-91 3/4 Ton Suburban			
DS445	1973-91	0-1.5" lift, use SJ7043	78.99 set
DS445	1973-91	2-4" lift, use SJ7053	78.99 set
DS445	1973-91	4.5-8" lift, use SJ7073	78.99 set



1963-91 Hydraulic Shock

Skyjacker Hydro 7000 performance hydraulic shocks automatically adjust to any on or off-road condition. Engineered with multi-stage valving, twin tube construction, oversized piston head, 14mm piston rod and red polyurethane all weather boots and bushings. The Skyjacker 7000 shocks are an excellent upgrade for stock or lifted vehicles and are fully backed by a manufacturer's limited lifetime warranty!

2 Wheel Drive Models

Front Shocks

1963-87 C10, C20, C30 Pickup			
SJ7080	1963-87	with 0-1" lift	47.99 ea
SJ7011	1963-87	with 1.5-3" lift	47.99 ea
1970-84 Blazer, Jimmy			
SJ7080	1970-84	with 0-1" lift	47.99 ea
SJ7011	1970-84	with 1.5-3" lift	47.99 ea
1963-91 Suburban			
SJ7080	1963-91	with 0-1" lift	47.99 ea
SJ7011	1963-91	with 1.5-3" lift	47.99 ea

Rear Shocks

1963-87 C10, C20, C30 Pickup			
SJ7012	1963-72	with 0" lift	47.99 ea
SJ7023	1963-72	with 1-3" lift	47.99 ea
SJ7043	1973-87	with 0-2" lift	47.99 ea
SJ7083	1973-87	with 3-4" lift	47.99 ea
1970-84 Blazer, Jimmy			
SJ7012	1970-72	with 0" lift	47.99 ea
SJ7023	1970-72	with 1-3" lift	47.99 ea
SJ7043	1973-84	with 0-2" lift	47.99 ea
SJ7083	1973-84	with 3-4" lift	47.99 ea
1969-91 Suburban			
SJ7043	1969-91	with 0-2" lift	47.99 ea
SJ7083	1969-91	with 3-4" lift	47.99 ea

4 Wheel Drive Models

Front Shocks

1967-87 K10, K20 Pickup			
SJ7021	1967-87	with 0-1.5" lift	47.99 ea
SJ7051	1967-87	with 2-5" lift	47.99 ea
SJ7071	1967-87	with 6-8" lift	47.99 ea
SJ7032	1973-87	with 9-12" lift	47.99 ea
1977-87 K30 Pickup			
SJ7021	1977-87	with 0-1.5" lift	47.99 ea
SJ7051	1977-87	with 2-5" lift	47.99 ea
SJ7071	1977-87	with 6-8" lift	47.99 ea
SJ7032	1977-87	with 9-12" lift	47.99 ea
1969-72 Blazer, Jimmy			
SJ7021	1969-72	with 0-1.5" lift	47.99 ea
SJ7051	1969-72	with 2-5" lift	47.99 ea
SJ7071	1969-72	with 6-8" lift	47.99 ea
1973-91 Suburban, Blazer, Jimmy			
SJ7021	1973-91	with 0-1.5" lift	47.99 ea
SJ7051	1973-91	with 2-5" lift	47.99 ea
SJ7071	1973-91	with 6-8" lift	47.99 ea
SJ7032	1973-91	with 9-12" lift	47.99 ea

Rear Shocks

1967-72 K10, K20 Pickup, Blazer, Jimmy			
SJ7023	1967-72	with 0-1.5" lift	47.99 ea
SJ7041	1967-72	with 2-4" lift	47.99 ea
SJ7060	1967-72	with 4.5-8" lift	47.99 ea
1973-87 K10, K20 Pickup and 1973-91 Suburban, Blazer, Jimmy			
SJ7043	1973-91	with 0-1.5" lift	47.99 ea
SJ7053	1973-91	with 2-4" lift	47.99 ea
SJ7073	1973-91	with 4.5-8" lift	47.99 ea
SJ7078	1973-91	with 9-12" lift	47.99 ea
1977-87 K30 Pickup			
SJ7053	1977-87	with 0-1.5" lift	47.99 ea
SJ7073	1977-87	with 2-4" lift	47.99 ea
SJ7078	1977-87	with 4.5-10" lift	47.99 ea



1963-91 Nitrogen Shock

Skyjacker Nitro 8000 nitrogen gas filled shocks provide more consistent response to a variety of road conditions! You'll enjoy better handling and a more comfortable ride at all speeds both off-road and on the highway. Featuring 150 psi pressurized nitrogen gas, multi-velocity sensitive valving, twin tube construction, oversized piston head, 14mm piston rod and red polyurethane all weather boots and bushings. Backed by a manufacturer's limited lifetime warranty!

2 Wheel Drive Models

Front Shocks

1963-87 C10, C20, C30 Pickup			
SJ8011	1963-87	with 1.5-3" lift	56.99 ea
1970-84 Blazer, Jimmy			
SJ8011	1970-84	with 1.5-3" lift	56.99 ea
1963-91 Suburban			
SJ8011	1963-91	with 1.5-3" lift	56.99 ea

Rear Shocks

1963-72 C10, C20, C30 Pickup			
SJ8012	1963-72	with 0" lift	56.99 ea
SJ8023	1963-72	with 1-3" lift	56.99 ea
1973-87 C10, C20, C30 Pickup			
SJ8043	1973-87	with 0-2" lift	56.99 ea
SJ8083	1973-87	with 3-4" lift	56.99 ea
1970-84 Blazer, Jimmy			
SJ8012	1970-72	with 0" lift	56.99 ea
SJ8023	1970-72	with 1-3" lift	56.99 ea
SJ8043	1973-84	with 0-2" lift	56.99 ea
SJ8083	1973-84	with 3-4" lift	56.99 ea
1969-91 Suburban			
SJ8043	1969-91	with 0-2" lift	56.99 ea
SJ8083	1969-91	with 3-4" lift	56.99 ea

4 Wheel Drive Models

Front Shocks

1967-87 K10, K20 Pickup			
SJ8021	1967-87	with 0-1.5" lift	56.99 ea
SJ8051	1967-87	with 2-5" lift	56.99 ea
SJ8071	1967-87	with 6-8" lift	56.99 ea
SJ8032	1973-87	with 9-12" lift	56.99 ea
1977-87 K30 Pickup			
SJ8021	1977-87	with 0-1.5" lift	56.99 ea
SJ8051	1977-87	with 2-5" lift	56.99 ea
SJ8071	1977-87	with 6-8" lift	56.99 ea
SJ8032	1977-87	with 9-12" lift	56.99 ea
1969-72 Blazer, Jimmy			
SJ8021	1969-72	with 0-1.5" lift	56.99 ea
SJ8051	1969-72	with 2-5" lift	56.99 ea
SJ8071	1969-72	with 6-8" lift	56.99 ea
1973-91 Suburban, Blazer, Jimmy			
SJ8021	1973-91	with 0-1.5" lift	56.99 ea
SJ8051	1973-91	with 2-5" lift	56.99 ea
SJ8071	1973-91	with 6-8" lift	56.99 ea
SJ8032	1973-91	with 9-12" lift	56.99 ea

Rear Shocks

1967-72 K10, K20 Pickup, Blazer, Jimmy			
SJ8023	1967-72	with 0-1.5" lift	56.99 ea
SJ8041	1967-72	with 2-4" lift	56.99 ea
SJ8060	1967-72	with 4.5-8" lift	56.99 ea
1973-87 K10, K20 Pickup and 1973-91 Suburban, Blazer, Jimmy			
SJ8043	1973-91	with 0-1.5" lift	56.99 ea
SJ8053	1973-91	with 2-4" lift	56.99 ea
SJ8073	1973-91	with 4.5-8" lift	56.99 ea
SJ8078	1973-91	with 9-12" lift	56.99 ea
1977-87 K30 Pickup			
SJ8053	1977-87	with 0-1.5" lift	56.99 ea
SJ8073	1977-87	with 2-4" lift	56.99 ea
SJ8078	1977-87	with 4.5-10" lift	56.99 ea

Performance Shocks



CP4095

1960-72 2WD 1/2 Ton Lowered Shock

Designed to enhance the performance and provide quick response to road conditions for your 1960-72 GM 2WD 1/2 ton truck. The 180 psi nitrogen gas cylinder was specifically built with lowered trucks in mind to give a boost in cornering performance. Great for trucks lowered 1-2" in the front, and 2-4" in the rear. Sold individually.

Important: *For use on 1960-62 stock height trucks only.

Front Shocks

CP4809*	1960-62	stock height	48.99 ea
CP4809	1963-72	1"-2" drop	48.99 ea

Rear Shocks

CP4095	1960-72	2"-4" drop	48.99 ea
--------	---------	------------	----------

KYE GR-2



KY344068



KY344072



KY344366

1963-91 GR-2 Gas Shock

KYB's GR-2 series is specially designed to deliver a smooth, comfortable ride. A patented check valve minimizes foaming and aeration to ensure a smooth ride, even under rough conditions.

2 Wheel Drive Models

Front Shocks

1963-87 C10, C20, C30 Pickup			
KY344068	1963-87		32.99 ea
1970-84 Blazer, Jimmy			
KY344068	1970-84		32.99 ea
1963-91 Suburban			
KY344068	1963-91		32.99 ea

Rear Shocks

1963-72 C10, C20, C30 Pickup			
KY344085	1963-72		44.99 ea
1973-86 C10, C20 Pickup			
KY344072	1973-86		34.99 ea
1973-86 C30 Pickup			
KY344366	1973-86		42.99 ea
1970-82 Blazer, Jimmy			
KY344085	1970-72		44.99 ea
KY344072	1973-82		34.99 ea

1963-91 Suburban			
KY344085	1963-72		44.99 ea
KY344072	1973-91		34.99 ea

4 Wheel Drive Models

Front Shocks

1969-87 K10, K20 Pickup			
KY344067	1969-87		32.99 ea
1969-91 Suburban, Blazer, Jimmy			
KY344067	1969-91		32.99 ea

Rear Shocks

1973-87 K10, K20 Pickup and 1973-91 Suburban, Blazer, Jimmy			
KY344072	1973-91		34.99 ea
1977-87 K30 Pickup			
KY344386	1977-87		43.99 ea



KG5409



KG5415

1963-99 Gas-a-Just Shock

KYB's Gas-a-Just shocks are designed to deliver maximum driving performance and control. Gas-a-Just's higher gas pressure keeps tires glued to the road while its high strength, mono-tube configuration provides extra rugged durability and fade free performance. For a high-performance ride purchase a set of Gas-a-Just shocks.

2 Wheel Drive Models

Front Shocks

1963-87 C10, C20, C30 Pickup			
KG5409	1963-87		45.99 ea
1970-82 Blazer, Jimmy			
KG5409	1970-82		45.99 ea
1963-91 Suburban			
KG5409	1963-91		45.99 ea

Rear Shocks

1963-87 C10, C20 Pickup			
KG5419	1963-66		49.99 ea
KG5416	1967-72	with coils	49.99 ea
KG5419	1967-72	with leafs	49.99 ea
KG5415	1973-87	exc. crew cab	45.99 ea
KG5420	1973-87	crew cab	52.99 ea
1967-87 C30 Pickup			
KG5419	1967-72	exc. 157" w.h.	49.99 ea
KG5417	1967-72	with 157" w.h.	39.99 ea
KG5420	1973-87		52.99 ea

1970-82 Blazer, Jimmy			
KG5419	1970-72	with leaf springs	49.99 ea
KG5416	1970-72	with coil springs	49.99 ea
KG5415	1973-82	all	45.99 ea

1963-91 Suburban			
KG5419	1963-66		49.99 ea
KG5416	1967-72	with coils	49.99 ea
KG5419	1967-72	with leafs	49.99 ea
KG5415	1973-91		45.99 ea

4 Wheel Drive Models

Front Shocks

1969-87 K10, K20 Pickup			
KG5408	1969-87		49.99 ea
1969-91 Suburban, Blazer, Jimmy			
KG5408	1969-91	all	49.99 ea

Rear Shocks

1969-87 K10, K20 Pickup			
KG5417	1969-72		39.99 ea
KG5415	1973-87		45.99 ea
1969-91 Suburban, Blazer, Jimmy			
KG5417	1969-72	all	39.99 ea
KG5415	1973-91	all	45.99 ea

4 Wheel Drive GMT400 Series Models

Front Shocks

1988-99 K1500, K2500, K3500			
KG5480	1988-99	K1500 with Z71.	52.99 ea
KG5480	1988-99	exc. Z-71	52.99 ea
1992-99 Suburban, Tahoe, Jimmy			
KG5480	1992-99	Suburban	52.99 ea

Rear Shocks

1988-99 K1500, K2500, K3500			
KG5479	1988-99	K1500 with Z71.	57.99 ea
KG5479	1988-99	exc. Z71	57.99 ea
1992-99 Suburban			
KG54101	1992-99		61.99 ea



BN461185



BN460933

1967-98 Gas Shock

Bilstein's shock bodies are precision formed through a unique seamless extrusion process, which provides superior strength and with high finish tolerances. The finished body is then mated with a solid induction hardened steel, chrome-plated and polished shaft, machined valving components and the highest quality seals. With such extreme attention to detail, Bilstein provides you with the closest thing to a hand built shock available today. With Bilstein's limited lifetime warranty, you may never have to purchase shock absorbers again.

2 Wheel Drive Models

Front Shocks

1967-86 C10, C20, C30 Pickup			
BN461185	1967-87		94.99 ea
1987-91 R10, R20, R30 Pickup			
BN461185	1987-91		94.99 ea
1970-84 Blazer, Jimmy			
BN461185	1970-84		94.99 ea
1969-91 Suburban			
BN461185	1969-91		94.99 ea

Rear Shocks

1973-87 C10, C20 Pickup			
BN460933	1973-87		94.99 ea
1973-87 C30 Pickup			
BN461587	1973-87		127.99 ea
1987-91 R10, R20, R30 Pickup			
BN460933	1987-91		94.99 ea
1970-84 Blazer, Jimmy			
BN460933	1970-84		94.99 ea

1973-86 C20 Crew Cab			
BN461587	1973-86		127.99 ea
1987-91 R20, R30 Crew Cab			
BN461587	1987-91		127.99 ea
1969-91 Suburban			
BN460933	1969-91		94.99 ea

4 Wheel Drive Models

Front Shocks

1967-87 K10, K20 Pickup			
BN460923	1967-87		94.99 ea
1987-91 V10, V20, V30 Pickup			
BN460923	1987-91		94.99 ea
1969-91 Blazer, Jimmy			
BN460923	1969-91		94.99 ea
1969-91 Suburban			
BN460923	1969-91		94.99 ea

Rear Shocks

1973-87 K10, K20 Pickup and 1973-91 Suburban, Blazer, Jimmy			
BN460933	1973-91		94.99 ea
1987-91 V20, Pickup			
BN460933	1987-91		94.99 ea
1969-91 Suburban			
BN460933	1969-91		94.99 ea

GMT400 Series Models

2 Wheel Drive Models

1988-98 C10, C20, C30			
BN461697	1988-98	front	83.99 ea
BN461698	1988-98	rear	83.99 ea

4 Wheel Drive Models

1988-98 K10, K20			
BN5405	1988-98	front	83.99 ea
BN462043	1988-98	rear	83.99 ea

1 STEERING, SUSPENSION, REAR END & BRAKES

Shock Components


1963-72 Front & Rear Air Suspension Set

RideTech has developed a front and rear air suspension system for 1963-72 Chevrolet and GMC 1/2 Ton models. C10's look fantastic with that ultra low stance! This CoolRide System accomplishes that on a budget with front and rear air springs and HQ Series shocks attached to the factory control arms. Made in USA.

1/2 Ton - Front and Rear
11330197 1963-72 LH and RH..... 1749.99 set

1947-55 Front Upper Shock Bracket


11340298



11380297

1963-06 Front & Rear Air Suspension

Air suspension system for 1963-06 Chevy and GMC 1/2 ton trucks. Includes: front coilride, HQ series shocks, upper and lower strorgarms, drop spindles, bolt-on 4 link, HQ series shockwaves, and front musclebar.

11340298 1963-70..... 6854.99 set
11350298 1971-72..... 6854.99 set
11360297 1973-87..... 7054.99 set
11380297 1999-06..... 7314.99 set


1963-72 Rear Shock Relocation Bracket

When you lower the rear of a 1963-72 truck, the geometry of the shock absorbers are changed dramatically, causing your shocks to want to lay on their side, causing poor ride and handling. This shock relocation bracket set is designed for 1963-72 Chevy trucks that have been lowered more than 3" in the rear and corrects suspension geometry by mounting the shocks at the proper angle, allowing for more shock travel and a smoother ride. Comes complete with heavy-duty Grade 8 hardware for a complete installation.

SRK6372 1963-72..... 67.99 set


1947-55 Front Upper Shock Bracket

Reproduction front upper shock absorber bracket for 1947-55 truck models. This shock absorber bracket is manufactured to exact specifications to replace the original exactly. For LH or RH application.

C2515 1947-55^{1/2}..... 23.99 ea



T70510 T70511

1967-72 Rear Shock Mount Bracket

This reproduction rear shock mount bracket will replace the original exactly. For 1967-72 truck models with rear coil spring suspension.

T70510 1967-72 LH..... 22.99 ea
T70511 1967-72 RH..... 22.99 ea



A5500360

1988-98 Rear Upper Shock Mount Repair Set

Replacement rear upper shock mount set for 1988-98 GM pickup/truck models. Includes upper shock mount and hardware.

A5500360 1988-98 2WD LH..... 60.99 set
A5500359 1988-98 2WD RH..... 60.99 set
A5500357 1988-98 4WD LH..... 60.99 set
A5500358 1988-98 4WD RH..... 60.99 set


1963-72 Rear Shock Crossmember

A great addition to a tubular trailing arm installation on your 1963-72 C10 pickup. Also a great way to add a shock crossmember when converting from leaf to coil springs.

CP305010 1963-72 black..... 148.99 ea


1989-06 Rear Shock Mount Crossmember

Replacement upper rear shock mount forward crossmember for 1996-06 Chevrolet Silverado 1500 models. Made from CNC cut and MIG welded 11 gauge steel and features new shock and fuel tank support brackets. Includes instructions. Made in USA.

Note: Shipped double oversize. 057
152629 1999-06..... 323.99 ea



63715LB

1963-72 Aluminum Lowering Blocks

This set lowers the rear of your coil spring truck 1", 1 1/2", or 2" without affecting your ride quality. These lowering blocks sets allow the vehicle's shock angle to remain unchanged from the factory position.

Works great with lowered coils to get that slammed look without sacrificing the handling characteristics.
63721LB 1963-72 1" block..... 62.99 set
637215LB 1963-72 1-1/2" block..... 69.99 set
63722LB 1963-72 2" block..... 79.99 set




CP39028

1960-72 Lowering Blocks with Built-In Shim

These blocks will lower your 1960-72 Chevy or GMC truck 1/2" to 2" and provide 4 degrees of pinion angle that is built right into the block! Made from extruded aluminum here in the USA. U-bolts sold separately.


CP39026 1960-72 1/2" drop..... 95.99 set
CP39027 1960-72 1" drop..... 95.99 set
CP39028 1960-72 1-1/2" drop..... 95.99 set
CP39029 1960-72 2" drop..... 95.99 set

Performance Suspension




Stage I
traditional coil springs and shocks

1" performance sway bar included




Stage II
Billet rebound adjustable coilovers

1" performance sway bar included


1947-59 Stage 1 IFS 

This is the front coil spring independent front suspension from TCI. Based on the traditional Mustang II style spindle, it is configured for increased camber gain and anti-dive for better performance. The upper coil spring tower accommodates traditional shim alignment adjustment instead of T-bolts. The upper control arm mounts onto vertical plate. Heavy-duty ball joints and control arms and a robust one piece lower control arm mounting pin add strength and durability without increasing weight. Includes: complete sway bar, standard rotors, and big bore calipers.

- Note:** Shipped truck freight.
- 5 x 4-3/4" with 10-1/2" Rotors** 
- | | | | |
|----------|---------|----------------------|-------------|
| T6070111 | 1947-54 | manual steering..... | 2975.99 set |
| T6070112 | 1947-54 | power steering..... | 3031.99 set |
| T6080111 | 1955-59 | manual steering..... | 2975.99 set |
| T6080112 | 1955-59 | power steering..... | 2881.99 set |
- 5 x 5" with 11" Rotors**
- | | | | |
|----------|---------|----------------------|-------------|
| T6070211 | 1947-54 | manual steering..... | 3431.99 set |
| T6070212 | 1947-54 | power steering..... | 3584.99 set |
| T6080211 | 1955-59 | manual steering..... | 3294.99 set |
| T6080212 | 1955-59 | power steering..... | 3436.99 set |
- 6 x 5-1/2" with 11" Rotors**
- | | | | |
|----------|---------|----------------------|-------------|
| T6070411 | 1947-54 | manual steering..... | 3012.99 set |
| T6070412 | 1947-54 | power steering..... | 3154.99 set |
| T6080411 | 1955-59 | manual steering..... | 3294.99 set |
| T6080412 | 1955-59 | power steering..... | 3436.99 set |

1947-59 Stage 2 IFS

Stage 2 independent front suspension from TCI. The heavy-duty ball joints and control arms are built to support the extra weight of truck applications. Steering geometry is designed to maximize cornering grip with great street manners. Alignment adjustments are a snap with offset stainless adjusters. Ride height can be modified with billet rebound adjustable coilovers. The 11" piece crossmember design makes installation simple. Available with manual or power rack and pinion steering. Choose from 3 bolt patterns. Includes 11" vented rotors and uncoated tubular control arms.

- Note:** Shipped truck freight.
- With 5 x 4-3/4" Bolt Pattern** 
- | | | | |
|----------|---------|----------------------|-------------|
| T6071111 | 1947-54 | manual steering..... | 4460.99 set |
| T6071112 | 1947-54 | power steering..... | 4188.99 set |
| T6081111 | 1955-59 | manual steering..... | 4434.99 set |
| T6081112 | 1955-59 | power steering..... | 4290.99 set |
- With 5 x 5" Bolt Pattern**
- | | | | |
|----------|---------|----------------------|-------------|
| T6071211 | 1947-54 | manual steering..... | 4912.99 set |
| T6071212 | 1947-54 | power steering..... | 5065.99 set |
| T6081211 | 1955-59 | manual steering..... | 4711.99 set |
| T6081212 | 1955-59 | power steering..... | 4872.99 set |
- With 6 x 5-1/2" Bolt Pattern**
- | | | | |
|----------|---------|----------------------|-------------|
| T6071411 | 1947-54 | manual steering..... | 4601.99 set |
| T6071412 | 1947-54 | power steering..... | 4743.99 set |
| T6081411 | 1955-59 | manual steering..... | 4711.99 set |
| T6081412 | 1955-59 | power steering..... | 4872.99 set |



traditional coil springs and shocks

HEIDT S

HS70100 suspension system shown assembled and powder coated for illustration purposes only.




HS70100

1947-59 Mustang II IFS

The Heidt's 1947-59 complete Mustang II independent front suspension set for truck models brings modern steering and ride to builders on a budget. Included is a 3 piece weld-in crossmember with upper spring that already notched for your frame once you install the boxing plates, tubular upper and lower control arms, 11" brakes with GM metric calipers, stock height spindles, manual rack and pinion, and standard shocks and springs. Everything you need to give you independent suspension.

Note: Welding is required. Professional installation recommended. Sets ship unassembled. Special order. Shipped overweight.

- With Small Block** 
- | | | |
|---------|---------------|-------------|
| HS70100 | 1947-55"..... | 2399.99 set |
| HS70200 | 1955".....59 | 2399.99 set |
- With Big Block**
- | | | |
|---------|---------------|-------------|
| HS70101 | 1947-55"..... | 2399.99 set |
| HS70201 | 1955".....59 | 2399.99 set |

Billet single adjustable coilovers

HEIDT S




HS60100 suspension system shown assembled and powder coated for illustration purposes only.

- Features:**
- Tubular Upper and Lower Arms
 - 11" Rotors with 4 Piston Wilwood Calipers
 - Billet Single Adjustable Coilover Shocks with Chrome Springs
 - Heidt's Mustang II Dropped Spindles which Lowers the Truck Ride Height 3"

1947-59 Superide II IFS

Heidt's SUPERIDE II IFS System is the ultimate front suspension for your 1947-59 truck models! Gain the best handling for your street or muscle truck by installing this complete suspension system! Each system uses Heidt's Mustang II dropped spindle to allow for a front street mounted rack and pinion unit and provide plenty of engine clearance. For wheel alignment, the upper control arms use threaded adjusters which will not slip or lose alignment. SUPERIDE II is designed to be straight forward to setup, and with the detailed instructions, your installation will be as smooth as your ride.

Note: Welding is required. Professional installation recommended. Sets ship unassembled. Special order. Shipped overweight.

- With Small Block** 
- | | | |
|---------|---------------|-------------|
| HS70100 | 1947-55"..... | 4519.99 set |
| HS60100 | 1955".....59 | 4519.99 set |
- With Big Block**
- | | | |
|---------|---------------|-------------|
| HS40101 | 1947-55"..... | 4519.99 set |
| HS60101 | 1955".....59 | 4519.99 set |

Stage I Traditional coil springs and shocks

Stage II

Billet double adjustable coilovers



CPP607012UG



CPP6071111

1947-59 Independent Front Suspension

IFS for 1947-59 Chevrolet and GMC truck models. Sets include: cross member, coil springs or coil overs, spindles, 11-3/4" performance rotors, gas shocks, upper and lower control arms, new power or manual rack and pinion, sway bar, forged hubs and our big bore calipers plus mounting hardware. Available in 5x4-3/4", 5x5", and 6x5-1/2" lug patterns.

Note: Specify when ordering: 1 - wheel lug pattern, 2 - power or manual rack & pinion, 3 - stock or drop height spindles, and 4 - small block or big block engine. Shipped double oversize.

Stage 1

- Stage 1 sets include coil spring suspension.
- Standard Rotors**
- | | | |
|------------|---------------|-------------|
| CPP6070111 | 1947-55"..... | 2099.99 set |
| CPP6070112 | 1955".....59 | 2099.99 set |
- Cross Drilled and Slotted Rotors**
- | | | |
|--------------|---------------|-------------|
| CPP6070111UG | 1947-55"..... | 2199.99 set |
| CPP6070112UG | 1955".....59 | 2199.99 set |

Stage 2

- Stage 2 sets include coil over suspension.
- Standard Rotors**
- | | | |
|------------|---------------|-------------|
| CPP6071111 | 1947-55"..... | 2668.99 set |
| CPP6071112 | 1955".....59 | 2668.99 set |
- Cross Drilled and Slotted Rotors**
- | | | |
|--------------|---------------|-------------|
| CPP6071111UG | 1947-55"..... | 2788.99 set |
| CPP607112UG | 1955".....59 | 2788.99 set |

Performance Suspension



- Tubular upper and lower control arms
- 1-7/16" front sway bar
- 4" lowered front coil springs
- 6" lowered rear coil springs
- Front and rear Hotchkis Tuned/Bilstein shocks
- Front and rear shock relocater brackets
- Rear adjustable track bar
- Rear anti-squat bracket system
- Unique blade style rear sway bar system

1963-72 C10 TVS Suspension System

Nothing beats the Hotchkis Sport Suspension Total Vehicle System. Every aspect of the C10 suspension has been re-engineered for the maximum performance and is being offered in a complete tuned package. Contains tubular upper control arms and tubular lower control arms redesigned to extend wheelbase 1.8" and add up to +9 degree caster. Includes fabricated center link and heavy-duty tie rod sleeves to eliminate bump steer. This system is a proven autocross winner and designed for maximum performance improvement in an installer friendly set. Made in USA.

Note: Shipped truck freight.

C10 - 2 Wheel Drive	TRUCK
H80390	1963-72..... \$568.99 set



- Tubular trailing arms manufactured from 2" o.d. 120" wall DOM (Drawn Over Mandrel) tubing to give extra strength and flexibility.
- Contoured bolt-on C-notches strengthen frame and allow maximum suspension drop and travel without cutting bed.
- Bolt-on tubular trailing arm crossmember strengthens frame and provides more clearance.
- Adjustable panhard bar offers increased strength and allows precise centering of your rear end to optimize tire clearance.
- Will allow use of coilover shocks, or ShockWaves®

1963-70 C10 StrongArm Rear Suspension System

This C10 rear suspension system is designed to complement the RideTech C10 front suspension system. Includes: trailing arms, C-notches, shock crossmember, front crossmember, panhard assembly, and hardware. Set does not include coilover shocks or ShockWaves®. Made in USA.

Note: Shipped double overdrive.

11337199	1963-70	C10.....	2549.99 set
----------	---------	----------	-------------



Features:

- American Made!
- 82 lbs. lighter than stock clip for better balance
- Crossmember delivers bolt-in 5" drop
- Custom TCI Modular HD spindle design
- Moog heavy-duty upper and lower ball joints
- Energy Suspension polyurethane bushings
- Bolt-on 1" performance sway bar
- 12" vented rotors and big bore callipers
- Rotors, spindles, and brakes come assembled
- 5 x 5" hot pattern
- RideTech single adjustable coilover shocks
- Motor mounts accept SB, BB, and LS engines
- Reinforced 3/16" thick crossmember



1963-87 C10 Independent Front Suspension

TCI Engineering's 1963-87 C10 Pro-Touring IFS is engineered for easy installation, performance driving, and broader range of alignment adjustments. This American Made front end will provide the ultimate in handling, weight savings, and strength. Instantly turn your truck into the ground hugging, finest handling pickup you desire. This suspension set gives your truck a lower center of gravity with less body roll, drops your truck 5" while increasing suspension ground clearance. Bolt-on crossmember utilizes heavy-duty components to provide safe, long-lasting enjoyment. The upper control arm mount design provides easy camber and caster adjustments. Maximizing ground clearance and performance is the primary goal. Bolts in with no cutting or welding required. Mounting hardware included.

Important: Painting and power coating are for display purposes only, parts are shipped unpainted.

Note: Shipped overdrive.

T6637210	1963-87	C10.....	5897.99 set
----------	---------	----------	-------------



J-B Weld Perma-Lock Threadlocker

J-B Weld Perma-Lock threadlocker offers a no spill, no clog mess cap. OEM approved and can withstand 300 degrees F. Use blue for medium strength or red for high strength. Seals threads against leakage and prevents rust and corrosion. Great for use on rocker arms, stud bolts, frame bolts, fasteners, bushings, loose screws and vibration sensitive items. Made in USA.

JB24213	blue	13ml, med. strength.....	11.99 ea
JB27113	red	13ml, high strength.....	11.99 ea



1967-87 C10 Superduty IFS

Features:

- 1-1/4" upper tubular control arms
- 1-1/2" lower tubular control arms
- 11" disc brakes with Wilwood 4 piston calipers
- Choice of stock or dropped Mustang II spindles
- Power rack and pinion
- Adjustable billet shocks/power coated springs
- Utilizes multiple factory mounting points



1967-87 C10 Superduty IFS

This heavy-duty front suspension is designed for the 1967-87 C10 pickups to improve handling and ride quality. The tubular control arms are made from large tubing for strength and durability.

Important: Painting and power coating are for display purposes only, parts are shipped unpainted.

Note: Shipped overdrive.

C10 Heavy-Duty Front Suspension	
H570400	1967-72 C10..... 5160.99 set
H570500	1973-87 C10..... 5160.99 set

Optional Motor Mounts

Note: Motor mount stands to be sold with the Heid's front suspension as an option.

Motor Mount Stands for SBC/BB/LS	
H570426	1967-72..... 142.99 set
H570425	1973-87..... 142.99 set



Features:

- C-notch kit
- Tubular trailing arms
- Drop center crossmember
- Shock relocater kit
- Drop block kit (4", 5", 6", or 7")
- Lowered coil springs and shocks
- Coil spring retainers
- New Trac Bar
- Black powder coated

1963-72 C10 Tubular Control Arm Rear Suspension System

CPP's tubular rear suspension set has what you need to upgrade your trailing arms and crossmember or convert to a tubular coil spring suspension for 1963-72 C10 trucks. The tubular trailing arms are made from heavy-duty gauge tubing and utilize a patented non-squeak self-lubricating bushing that will never need to be greased and will outlast any material on the market.

Note: Shipped double overdrive.

TRSG372K4	1963-72	4" drop.....	1598.99 set
TRSG372K5	1963-72	5" drop.....	1598.99 set
TRSG372K6	1963-72	6" drop.....	1598.99 set
TRSG372K7	1963-72	7" drop.....	1598.99 set

Leaf Springs & Components



1947-59 Front Lowering Leaf Springs

Duel-Flex aftermarket lowering leaf springs for the front suspension on 1947-59 models. These heavy-duty springs feature a dual leaf design for great strength. Front lowering springs allow for a 2" to 2-1/2" drop.

Note: Shipped double overize.

D441	1947-55 ^{1st}	LH and RH	475.99 pr
D445	1955 ^{2nd-59}	LH and RH	475.99 pr



1947-59 Rear Lowering Leaf Springs

Lowering leaf springs for 1947-59 models. Lowering springs allow for a 3" drop with an excellent ride and improved handling. 1947-55^{1st} are available with either a center bolt location for use with a stock torque tube drive line or where there is a modified newer axle that works with original leaf springs. The other is a 3" offset center bolt towards the rear for use with later model open drive lines to center the rear axle in the fenders.

Note: Shipped double overize.

D440	1947-55 ^{1st}	center bolt	550.99 pr
D440A	1947-55 ^{1st}	off-set bolt	550.99 pr
D447	1955 ^{2nd-59}		550.99 pr



1988-98 Rear Leaf Spring Shackle Set

Replacement rear leaf spring shackle set for various 1988-98 GM GMT400 Series models. Includes upper shock mount and hardware. 2 required per vehicle.

Note: Not for "Velvet ride suspension" equipped trucks.

A5500354	1988-98	LH or RH	67.99 ea
----------	---------	----------	----------



1988-98 Rear Leaf Spring Hanger

Replacement rear leaf spring hanger set for 1988-98 GM GMT400 Series pickup trucks. Includes hanger and hardware. 2 required per vehicle.

A5500356	1988-98	2WD	52.99 set
A5500355	1988-97	4WD	51.99 set

A5500361	1988-98	4WD	60.99 ea
----------	---------	-----	----------



1947-59 Spring Eye Pin and Bushing Set

Reproduction spring eye pin and bushing sets for 1947-59 truck models.

J1127	1947-55 ^{1st}	front	26.99 set
CX5050	1955 ^{2nd-59}	front	22.99 set
CX5051	1955 ^{2nd-59}	rear	27.99 set



1947-59 Leaf Spring Shackle Washer

These washers mount between the bracket and spring to protect the grease from water and dirt. These are for both the front and rear leaf springs.

J1128	1947-59	front or rear	.99 ea
-------	---------	---------------	--------



1973-87 Greaseable Super Shackles

Daystar's greaseable 1-1/2" lift super shackles for various 1973-87 4 wheel drive models. Includes greaseable bolts and fluted polyurethane bushings.

4 Wheel Drive - Front	KG61001BK	1973-87	1-1/2" lift	141.99 pr
-----------------------	-----------	---------	-------------	-----------



1967-91 Leaf Spring Shackle Bushing Set

Stay in control of your suspension by upgrading your rubber frame shackle bushings to polyurethane for increased durability. You'll feel the difference in positive handling and control. Includes 4 rear frame shackle bushings and pair of steel sleeve inserts.

Note: Fits 1967-86 K, 1987-91 V, 1969-91 Blazer/Jimmy and Suburban models. Please add color code to item number when ordering. R - red, G - black bushings.

4WD Frame Shackle Bushing Sets	K5/K10K30	32124	1967-91	1-1/2" o.d.	22.99 set
		32126	1981-91	1-3/8" o.d.	22.99 set
		32125	1973-91	1-3/4" o.d.	29.99 set

2WD Frame Shackle Bushing Sets	C10/C20/C30	32124	1973-91	1-1/2" o.d.	22.99 set
		32126	1973-91	1-3/8" o.d.	22.99 set
		32125	1973-91	1-3/4" o.d.	29.99 set



1967-00 Leaf Spring Bushing Set

These polyurethane bushings allows the leaf springs to function more effectively, especially heavy-duty/performance leaf springs. Leaf spring bushing sets include spring bushings, frame shackle bushings, and steel sleeve inserts.

Note: Fits 1967-86 K, 1987-91 V, 1969-91 Blazer/Jimmy and Suburban models. Please add color code to item number when ordering. R - red, G - black. (Does not fit Superlift/Shock suspension.)

Chevrolet/GMC

2WD Rear Leaf Spring Bushing Sets

C10/C20/C30 with 1-1/2" Spring Bushings	32106	1973-87	1-1/2" o.d. frame bush	66.99 set
	32108	1981-87	1-3/8" o.d. frame bush	66.99 set

C10/C20/C30 with 1-3/4" Spring Bushings

32107	1973-87	1-1/2" o.d. frame bush	78.99 set	
C20/C30 with 1-3/4" Spring Bushings	32120	1973-87	1-3/4" o.d. frame bush	95.99 set
	32113	1981-87	1-3/8" o.d. frame bush	78.99 set

4WD Front Leaf Spring Bushing Sets

32131	1967-70	OE springs	63.99 set
32105	1971-87	OE springs	62.99 set
32130	1988-91	OE springs	66.99 set
32112	1971-91	aftermarket springs	66.99 set

4WD Rear Leaf Springs Bushing Sets

KS/K10 with 1-1/2" Spring Bushings	32106	1967-87	1-1/2" o.d. frame bush	66.99 set
	32108	1981-87	1-3/8" o.d. frame bush	66.99 set

K20 with 1-1/2" Spring Bushings

32106	1973-87	1-1/2" o.d. frame bush	66.99 set
32108	1981-87	1-3/8" o.d. frame bush	66.99 set

K30 with 1-3/4" Spring Bushings

32107	1973-87	1-1/2" o.d. frame bush	78.99 set	
	32113	1981-87	1-3/8" o.d. frame bush	78.99 set

Chevrolet/GMC GMT400 Series

2 or 4WD Rear Leaf Springs Bushing Sets

Important: Not for 1999-00 Silverado and Sierra GMT800 Series models.

Note: Fits 1988-00 K pickup, 1992-94 Blazer, 1995-00 Tahoe, 1992-00 Yukon, and 1992-99 Suburban models.				
KS/K10/K30 with 1-3/4" Spring Bushings	32128	1988-00	1-7/8" o.d. frame bush	89.99 set

Rear Suspension Components



T6574610



T6584610



1947-59 4" Drop

Leaf Spring Rear Suspension Set

Upgrade your rear leaf spring suspension with TCI's leaf spring rear suspension. This bolt-in rear leaf set not only gives you updated springs, it also lowers your truck 4" and features leaf springs, shock kit, frame bracket, U-bolts, axle brackets, shackles with polyurethane bushings, and hardware.

Note: Shipped double oversteer.



T6574610 1947-54..... 1047.99 set
T6584610 1955-59..... 1047.99 set



1963-72 Sport Rear Suspension System

Install the Hotchkis sport rear suspension system in your 1963-72 C10 pickup and gain vastly increased handling and control. This set combines a full length, adjustable track bar, Hotchkis tuned Bilstein shocks, new shock mounts, and all necessary brackets to make your C10 hook. Made in USA.

C10 - 2 Wheel Drive

H18390 1963-72 LH and RH..... 1092.99 set



1963-72 Anti-Squat Bracket Set

Improve the cornering performance and traction of your 1963-72 C10 pickup with the Hotchkis sport suspension anti-squat bracket system. This set includes precision laser cut CNC bent brackets with 4 positions for tuning the truck's anti-squat characteristics for improved launches, increased traction, and added power out of the turns. Made in USA.

Note: For models with coil springs only.

C10 - 2 Wheel Drive

H30390 1963-72..... 302.99 set



LW21715

1973-87 Traction Bars

Lakewood designed traction bar for 1973-87 Chevrolet and GMC truck models with leaf spring suspensions. This will reduce the rear end from wheel hop, spring wrap or tire spin, and increase traction. Features black power coated finish with polyurethane snubbers.

C-Series or 1500 Trucks

LW21715 1973-87 LH and RH..... 210.99 pr



1955-59 Rear End Conversion/Axle Flip

This rear end conversion set allows you to upgrade your existing rear end to a Ford 9", GM 10 or 12 bolt, Chrysler 8-3/4" or any 3" diameter rear end. Can also be used as a rear axle flip set netting you approximately 5" drop.

Important: Welding required.

Note: When using as a flip kit you will need to C-Notch your frame.

A510064 1955-59..... 126.99 set



1973-87 Rear Axle Flip Set

This rear axle flip set will allow you to lower the rear of your 1973-87 Chevrolet or GMC truck 6". Set includes: axle locators, axle mounting plates, U-bolts, lock nuts, and washers.

Note: Must be used with C-Notched frame.

AFK7387 1973-87..... 128.99 set



6072RUB

1960-72 U-Bolts

1960-72 C10 pickup 9" stock or 10" extended length U-bolts with nuts and washers to provide extra space for lowering blocks

6072RUB 1960-72 10"..... 58.99 pr
6072RUBS 1960-72 9"..... 58.99 pr



CNK6372



CNK7387

1963-87 Rear Frame C-Notch Set

Give your truck 3" of added rear suspension travel with a rear C-notch set. The C-notch set bolts into place and include preformed frame boxing plates. Available in bare steel only.

Standard Duty

CNK6372 1963-72 LH and RH... 118.99 set
CNK7387 1973-87 LH and RH... 138.99 set

Heavy-Duty - 1/8" Thicker Than Standard Duty

CNK6372HD 1963-72 LH and RH... 229.99 set



1963-72 Boxed C-Notch Set

This industry exclusive boxed C-Notch set is installed inside the frame rail and can installed without bed removal. This is highly recommended if you are lowering the rear of your C10 4 inches or more so you do not bottom out easily.

11339699 1963-72 LH and RH..... 314.99 pr

1947-55^{1st} Front Axle Bumper

Reproduction front spring axle-to-frame bumpers for 1947-55 1/2 ton truck models. Will replace your original exactly. Use as required. Sold individually.

475783 1947-55^{1st}..... 11.99 ea



CX2029

1963-91 Rear Axle Bumpers

Rear axle bumpers for 1963-72 1/2 ton, 2WD pickup truck models with coil springs and 1987-91 models.

CX2029 1963-72..... 19.99 pr
14214 1987-91..... 10.99 ea

Rear Suspension Components



GC73T7WAB

1960-87 9" Rear End

Currie 9" 5 lug rear end is ready to bolt-in. Rear ends are built to match the vehicles stock axle width, pinion offset and suspension mounting locations for a straightforward hassle-free installation. It has Currie Centaur high strength housing with flush drum plug and 31 spline axles with tapered bearings. 1960-72 rear ends fit 1/2 ton models with trailing arm suspension. 1973-87 rear ends fit 1/2 ton models with leaf spring suspension. Features 5 on 5" bolt pattern with 1 1/2" studs, powder coated semi-gloss black.

Note: Shipped truck freight.

With Standard Disc Brakes		
3.00 Gear Ratio		
GC130TEBB	1960-62	4499.99 set
GC330TEBB	1963-70	4499.99 set
GC530TEBB	1971-72	4499.99 set
GC730TEBB	1973-87	4499.99 set
3.50 Gear Ratio		
GC135TEBB	1960-62	4499.99 set
GC335TEBB	1963-70	4499.99 set
GC535TEBB	1971-72	4499.99 set
GC735TEBB	1973-87	4499.99 set
3.70 Gear Ratio		
GC137TEBB	1960-62	4499.99 set
GC337TEBB	1963-70	4499.99 set
GC537TEBB	1971-72	4499.99 set
GC737TEBB	1973-87	4499.99 set
4.11 Gear Ratio		
GC141TEBB	1960-62	4499.99 set
GC341TEBB	1963-70	4499.99 set
GC541TEBB	1971-72	4499.99 set
GC741TEBB	1973-87	4499.99 set

With 1 1/4" Piston Wilwood Disc Brakes		
3.00 Gear Ratio		
GC130TWAB	1960-62	4699.99 set
GC330TWAB	1963-70	4699.99 set
GC530TWAB	1971-72	4699.99 set
GC730TWAB	1973-87	4699.99 set
3.50 Gear Ratio		
GC135TWAB	1960-62	4699.99 set
GC335TWAB	1963-70	4699.99 set
GC535TWAB	1971-72	4699.99 set
GC735TWAB	1973-87	4699.99 set
3.70 Gear Ratio		
GC137TWAB	1960-62	4699.99 set
GC337TWAB	1963-70	4699.99 set
GC537TWAB	1971-72	4699.99 set
GC737TWAB	1973-87	4699.99 set
4.11 Gear Ratio		
GC141TWAB	1960-62	4699.99 set
GC341TWAB	1963-70	4699.99 set
GC541TWAB	1971-72	4699.99 set
GC741TWAB	1973-87	4699.99 set



9" Rear End Oil Service/Install Kit

Currie 9" rear end oil service/install kit contains: three 1 liter (1.06 quart) bottles of Currie 85-140 weight GL-6 racing gear oil, 9" third member gasket, set of 10 nylock nuts and aluminum crush washers.

CE9015 9" 64.99 ea



GMC6370X5

1960-72 9" Housing and Axle

Currie 9" rear end housing and axle packages for 1960-72 Chevy C10 two wheel drive trucks are built to match the vehicles stock axle width, pinion offset, suspension mounting locations, and wheel bolt pattern for a straightforward hassle-free installation.

Note: Shipped truck freight.

Standard - Raw Steel		
With 6 x 5-1/2" Lug Bolt Pattern		
GMC6062X6	1960-62	6 lug..... 1749.99 set
GMC6370X6	1963-70	6 lug..... 1749.99 set
With 5 x 5" Lug Bolt Pattern		
GMC6062X5	1960-62	5 lug..... 1749.99 set
GMC6370X5	1963-70	5 lug..... 1749.99 set
GMC7172X5	1971-72	5 lug..... 1749.99 set
Powder Coated Satin Black		
With 6 x 5-1/2" Lug Bolt Pattern		
GMC6062X6SB	1960-62	6 lug..... 2049.99 set
GMC6370X6SB	1963-70	6 lug..... 2049.99 set
With 5 x 5" Lug Bolt Pattern		
GMC6062X5SB	1960-62	5 lug..... 2049.99 set
GMC6370X5SB	1963-70	5 lug..... 2049.99 set



CE932A

1960-87 TwinTrac 9" 3rd Member

This Currie 9" Plus 31 spline 3rd member is ready-to-install in your 9" rear end. Uses a worn gear limited slip. Includes TwinTrac 3rd member, iron sportsman gear case, iron big bearing pinion support, iron 1330 series short yoke, ring and pinion, and Timken bearings and performance oil seals.

Note: Shipped overweight.

CE932A	1960-87	3.00..... 1749.99 ea
CE932C	1960-87	3.50..... 1749.99 ea
CE932D	1960-87	3.70..... 1749.99 ea
CE932F	1960-87	4.11..... 1749.99 ea



CS5801

C1004

1955-89 Driveshaft Support Bearing

OER® heavy-duty billet aluminum or steel driveshaft support bearing for 1955-89 Chevrolet and GMC truck models. Manufactured from machined and polished billet aluminum with a precision roller bearing enclosed in high strength polyurethane. Includes Grade 8 mounting bolts.

Note: Designed for 2 piece driveshaft. Bearing I.D.: 1.811".
CS5801 1955-89 aluminum..... 119.99 ea
C1004 1958-89 steel/rubber..... 27.99 ea



1963-72 Slip Shaft Driveline

The ultimate driveline is now available from Classic Industries® for your 1963-72 GM truck models. The slip shaft driveline with aluminum housing is self-adjusting, 33-3/4" collapsed to 36-1/2" expanded, which minimizes wear and tear on the carrier bearing and rear end on vehicles where the ride height has been altered. We also offer OE rubber carrier bearings and heavy-duty polyurethane carrier bearings. For models equipped with a 2 piece driveline.

Note: Rubber carrier bearing part #C1004, Polyurethane carrier bearing part #CS5801.

CS5802 1963-72..... 258.99 ea



1959-60 Rear Axle Flange Gasket

Replacement axle flange gaskets for 1959-60 truck models. Die-cut from original style gasket material for an exact replacement.

RAG001 1959-60 Chevrolet..... 5.99 pr

Synthetic Gear Oil

Used by Joe Gibbs Racing in every rear end differential and transmission gear box. This fully synthetic, unique SAE 75W-110 gear oil reduces operating temperatures by up to 15 degrees compared to other brand gear oils.

JG630 quart..... 28.99 ea

JG631 case of 12 qts..... 347.99 cs

JG617 5 gallon pail..... 521.99 ea

Max-Gear Oil

Max-Gear is an ultra tough automotive gear oil, designed to maximize power and provide protection to heavily loaded gears. Gears run smoother, quieter, cooler and longer without overhauls. Max-Gear combines the highest quality synthetic oils with Royal Purple's proprietary Synstide additive technology. All viscosities are formulated with hypoid friction modifiers necessary for use in clutch or cone type differentials. No additional additives are necessary.

Quarts

RP01300 75W90..... 17.99 ea

RP01301 75W140..... 19.99 ea

Case of 12 Quarts

RP12300 75W90..... 248.99 cs

RP12301 75W140..... 239.99 cs

Rear Axle Lubricant

Genuine GM rear axle lube for use on all rear axles. Limited-slip additive is available for limited-slip differentials and is required when replacing fluid, 4 oz. additive.

G7103 ltd-slip additive..... 10.99 ea

Differentials/Ring & Pinion



1985-00 Locking Differential

These positive locking differentials deliver the most traction possible while still providing full differential operation! Just replace the existing spider gears with a pair of Lock Right driver and coupler gears in your existing stock open differential. Designed for fail safe operation and manufactured from high strength, ultra resilient, heat tempered steel alloys for maximum toughness. Prevents wheel "spin-up", and delivers traction that puts the power down with greater efficiency. Best suited for extreme off-road to severe on-road use. Give your classic truck or SUV the extra performance edge you deserve at a price that can't be beat!

Important: *It is very important that you verify that your cross shaft has been properly hardened, prior to installation. Simply take a file and attempt to scratch it out or groove near the center of the shaft. If you have a properly hardened cross shaft, you will not be able to scratch it.

Note: Not for use with positraction or limited-slip differentials. Use in stock, open differentials only.

Front Axle

8-1/2" 10 Bolt

Part Number	Vehicle	Price
Fits 28 Spline Axle		
LR1920*	1978-84 K10	372.99 ea
LR1920*	1978-86 K20	372.99 ea
LR1920*	1987-88 V20	372.99 ea
LR1920*	1977-89 Suburban - 1/2 ton	372.99 ea
LR1920*	1978-88 Suburban - 3/4 ton	372.99 ea
LR1920*	1979-88 Blazer/Jimmy	372.99 ea
SG1920	1975-91 hardened shaft	20.99 ea

Part Number	Vehicle	Price
Fits 30 Spline Axle		
LR1921	1989-91 V20	372.99 ea
LR1921	1990-91 Suburban - 1/2 ton	372.99 ea
LR1921	1989-91 Suburban - 3/4 ton	372.99 ea
LR1921	1989-91 Blazer/Jimmy	372.99 ea

Rear Axle

8-1/2" 10 Bolt

Part Number	Vehicle	Price
Fits 28 Spline Axle		
LR1920	1978-88 pickup - 1/2 ton	372.99 ea
LR1920	1978-88 Suburban - 1/2 ton	372.99 ea
LR1920	1977-88 Suburban - 3/4 ton	372.99 ea
LR1920	1982-88 Blazer/Jimmy	372.99 ea

Part Number	Vehicle	Price
Fits 30 Spline Axle		
LR1921	1988-00 pickup - 1/2 ton	372.99 ea
LR1921	1991 pickup - 3/4 ton	372.99 ea
LR1921	1989-99 Suburban - 1/2 ton	372.99 ea
LR1921	1989-91 Suburban - 3/4 ton	372.99 ea
LR1921	1989-94 Blazer/Jimmy	372.99 ea
LR1921	1992-00 Tahoe/Nikon	372.99 ea

8-7/8" 12 Bolt Rear

Part Number	Vehicle	Price
Fits 30 Spline Axle		
LR1910	1969-81 pickup - 1/2 ton	380.99 ea
LR1910	1965-81 Suburban - 1/2 ton	380.99 ea
LR1910	1969-81 Blazer/Jimmy	380.99 ea



1964-98 High-Perf. Differential

Auburn Gear's high-performance series limited-slip differentials out perform standard OEM differentials hands down. They deliver more traction and faster engagement for controlled power transfer and lightning fast reaction to changing load conditions. These units are also compatible with ABS and electronic controls.

8-1/2" and 8-3/5" 10 Bolt

Part Number	Vehicle	Price
2.73 and up - 28 Spline Axle		
542018	1977-91 Blazer - fit or roll	649.99 ea
542018	1988-21 K10/K15 - rear	649.99 ea
542018	1977-87 K10/K15/K20 - fit	649.99 ea
2.73 and up - 30 Spline Axle, 3 Series Case		
542022	1989-98	401.99 ea

8-7/8" 12 Bolt Rear

Part Number	Vehicle	Price
8-7/8" 12 Bolt - 1/2 Ton 2WD and 4WD Rear Axle		
3.73 and up - 30 Spline Axle, 4 Series Case		
5420105	1964-82 C10/C20	639.99 ea
5420105	1964-82 K10/K20	639.99 ea
2.76 to 3.42 - 30 Spline Axle, 3 Series Case		
5420107	1964-82 C10/C20	629.99 ea
5420107	1964-82 K10/K20	629.99 ea



Ring and Pinion Master Set

Replace your worn out or broken ring and pinion gears with new components from Motive Gear. Master sets include: ring and pinion gears, pinion bearings, seal, crush sleeve and nut, carrier bearings, shim kit, ring gear bolts, gear marking compound, and cover gasket or sealant. All parts shown are included in ring and pinion master sets.

Note: Classic Industries® strongly recommends professional installation. All ring and pinion sets are non-returnable. No warranty expressed or implied. Check your axle id. carefully.

Dana 44 - 10 Bolt, 8-1/2" Ring Gear

1.376" pinion diameter, 26 spline.

Case Sizes:	Price
• 3.73 and numerically lower (small)	
• 3.92 and numerically higher (large)	
• 1960-80 K10, K20 front axle	
• 1967-76 K30 front axle	
• 1960-70 C10 rear axle	
D44373MK	3.73:1 small case 325.99 set
	4.56:1 large case 335.99 set

Dana 60 - 12 Bolt, 9-3/4" Ring Gear

1.626" pinion diameter, 29 spline.

Case Sizes:	Price
• 4.10 and numerically lower (small)	
• 4.56 and numerically higher (large)	
• 1977-95 K30 front axle	
• 1980-92 C20 rear axle	
D60373MK	3.73:1 small case 593.99 set
D60410MKT	4.56:1 small case 593.99 set



Ring and Pinion Master Set

Replace your worn out or broken ring and pinion gears with new components from Motive Gear.® Master sets include: ring and pinion gears, pinion bearings, seal, crush sleeve and nut, carrier bearings, shim kit, ring gear bolts, gear marking compound, and cover gasket or sealant.

Note: Classic Industries® strongly recommends professional installation. All ring and pinion sets are non-returnable. No warranty expressed or implied. Check your axle id. carefully.

GM 10 Bolt - 8-1/2" Ring Gear

1.626" pinion diameter, 30 spline.

Case Sizes:	Price
• 2.76 and numerically lower (small)	
• 2.73 and numerically higher (large)	
• 1977-87 K10, K20 front axle	
• 1977-91 Blazer (full size) front axle	
• 1988-99 K1500, K2500 front IFS axle	
• 1977-99 C/K10, R/V10 rear axle	
• 1977-94 Blazer (full size) rear axle	
GM10273MKT	2.73:1 large case 515.99 set
GM10411MKT	4.11:1 large case 492.99 set

GM 12 Bolt - 8-7/8" Ring Gear

1.438" pinion diameter, 30 spline.

Case Sizes:	Price
• 2.56-2.73, 2.76-3.42, (small)	
• 3.73 and numerically higher (large)	
• 1964-82 C/K10, C/K20 rear axle	
GM12308MK	3.08:1 medium case 460.99 set
GM12342MK	3.42:1 medium case 459.99 set
GM12373MK	3.73:1 large case 451.99 set
GM12411MK	4.11:1 large case 461.99 set
GM12456MK	4.56:1 large case 451.99 set

GM 14 Bolt - 10-1/2" Ring Gear

1.750" pinion diameter, 30 spline.

Case Sizes:	Price
• 4.10 and numerically lower (small)	
• 4.56 and numerically higher (large)	
• 1973-96 3/4 ton, 1 ton rear axle	
GM105373MK	3.73:1 small case 411.99 set
GM105410MK	4.10:1 small case 638.99 set
GM105456MK	4.56:1 large case 628.99 set



WARNING: Cancer and Reproductive Harm - www.P65Warnings.ca.gov

STEERING, SUSPENSION, REAR END & BRAKES

Rear End Components



1962-98 Chrome Differential Cover

Add a dash of flash to the underside of your truck with these high-quality chrome differential covers. Gasket and hardware not included and are sold separately.

1/2 and 3/4 Ton - 4WD Front Applications

T4815	1966-80	Dana 44	35.99 ea
T9069	1978-87	10 bolt	35.99 ea

1/2 Ton - Rear

T4786	1964-87	10 bolt	24.99 ea
T4135	1988-98	10 bolt	43.99 ea
T9070	1962-82	12 bolt	19.99 ea

3/4 and 1 Ton - Rear

T9071	1973-98	14 bolt - 10.5" gear	48.99 ea
T9292	1981-87	14 bolt - 9.5" gear	41.99 ea
T4815	1988-98	Dana 44	35.99 ea




Dana 44 Steel Differential Cover

Replacement Dana 44 differential cover. Manufactured from stamped steel and black EDP coated for rust prevention. Includes drain plug.

Note: Use T4886 gasket sold separately.

A9500576	Dana 44	39.99 ea
----------	---------	----------



Aluminum Differential Cover

Add a custom look to the underside of your truck with these high-quality finned aluminum differential covers. Not only do they look good, but the finned design offers better cooling for your differential as well. Gasket and hardware not included and sold separately.

T4133	Dana 44	141.99 ea
T4784	10 bolt	191.99 ea



Performance Differential Cover

Strengthen your rear with a Moser performance differential cover. These covers are made of 356-T6 aluminum and designed to improve ring and pinion gear life as well as improve the appearance of your vehicle. They greatly reduce the amount of ring gear deflection and therefore, your gears last longer. Includes: all bolts, washers, and gaskets. Made in USA.

M12159	12 bolt	215.99 ea
--------	---------	-----------



Aluminum Differential Cover

B&M cast aluminum rear end cover was designed to strengthen the rear end by preventing case distortion. Constructed of A356.0-T6 aluminum, this rugged unit also dissipates heat much faster to prolong the life of your ring and pinion gears. Features engraved B&M logo, added fluid capacity, magnetic drain plug and mounting hardware.

A9800122	12 bolt	249.99 ea
----------	---------	-----------



Differential Cover Gasket

When installing a new differential cover or reinstalling your original, always use a new gasket.

T4883	10 bolt - rear	5.99 ea
T4888	10 bolt - front 4WD	7.99 ea
T4884	12 bolt	7.99 ea
T4886	Dana 44	7.99 ea
T9058	14 bolt - 10.5" gear	8.99 ea

New!



1963-72 Positraction Differential Fill Plug

Reproduction differential fill plug for 1963-72 Chevrolet and GMC models equipped with either a 10 bolt or 12 bolt positraction differential. 3/4" - 16 or 1" - 20 plugs.

14315	1965-67	3/4"	18.99 ea
14316	1963-72	1"	18.99 ea



Differential Cover Bolt

These are reproduction factory style bolts used to attach the differential cover to the differential. These bolts feature the correct head markings. 5/16" - 18 x 1" 14328 10 or 12 bolt 2.99 ea



Stainless Steel Rear End Cover Bolt Set

Enhance your GM 10 or 12 bolt rear end with ARP's stainless steel rear cover bolts. These precision machined 170,000 psi bolts are much stronger than stock (or even Grade 8) hardware and will not rust! Includes twelve 12 point stainless steel flange bolts and washers.

AR43732	10 or 12 bolt	22.99 set
---------	---------------	-----------



Rear End Cover Bolt Set

High-quality Hex head bolts in your choice of chrome-plated or polished stainless steel. Available for both 10 and 12 bolt applications.

Chrome			
AK125A	10 bolt	25.99 set	
AK126A	12 bolt	30.99 set	
Stainless			
AK125B	10 bolt	46.99 set	
AK126B	12 bolt	55.99 set	



C-clip Eliminators

Moser Engineering C-clip eliminators eliminates the factory C-clip axle retention and provides a safety hub with sealed, press-on bearings. Extra internal seal to helps prevent leakage. The C-clip Eliminators are available for Moser factory type axles with a 1.533" bearing seat. Sold in pairs. Made in USA.

10 Bolt and 12 Bolt Chevrolet Axle Housing		
M12153	1.533" bearing seat	199.99 pr



1964-96 Axle Shaft Lock

Replacement axle shaft locks for applications below. Fits 1964-96 with .150 horseshoe. 2 required. G6045 1964-96 7.99 ea

Rear Axle Bearings



Rear Axle Ventilator

OER® reproduction of the ventilator used by GM on a multitude of applications from the 1950's thru today's cars and trucks. Uses include the rear axle housing, automatic transmissions, transfer case on 4 x 4 models and fuel tank evaporator condensers that have a 4/52 or 3/8" hole for a ventilator.

1236317	opaque	3/8" dia.	9.99 ea
15771000	black	3/8" dia.	2.99 ea



1964-75 Rear Axle Lubrication Tag

Genuine GM tag installed on rear axles with postraction indicating the correct lubrication requirement. Service replacement for some models.


363739	1964-75	9.99 ea
--------	---------	-------	---------



1947-55 U-Joint Bolt Set

Hardware for U-joint mounting on 1947-55 models.

J1155	1947-55 ¹⁴	2.99 set
-------	-----------------------	-------	----------



1947-55 U-Joint Ball Gasket and Seal

Reproduction U-joint ball gasket and seal for 1947-54 truck models.

Chevrolet/GMC			
J1156	1947-53	4 piece 19.99 set
GMC - 1/2 Ton Long Bed			
J1157	1947-54	13 piece 30.99 set
Chevrolet/GMC - 3/4 Ton Long Bed			
J1157	1947-54	13 piece 30.99 set

Differential Cover FilterMag

FilterMag's powerful rare earth magnets trap and hold metal particles smaller than 40-microns down to 1-micron that the filter cannot stop. The super strong magnetic force holds FilterMag to the cover, are reusable and will reduce maintenance costs by extending the life of your oil. The super strong FilterMag will keep metal particles from harming your differential. Install when replacing the rear end gasket.

<i>Note: Mounts to inside of differential cover.</i>			
F061	2" x 1-1/4"	31.99 ea



1947-89 Rear Axle Bearing

Rear axle bearings for 1947-89 truck, Suburban, Blazer, and Jimmy models. Prevent costly damage by replacing rear axle bearings before they seize!

Note: 2 required per vehicle.

1/2 Ton			
WB150	1947-62	56.99 ea
WB514	1958-59	with postraction 26.99 ea
WB150	1960-62	K10 56.99 ea
W6408	1963-64	6.99 ea
W6408	1965-66	6.99 ea
W6408	1967-70	C/K 6.99 ea
W6408	1971-89	C/K, V1500, Blazer 6.99 ea
WB156	1988-89	C/K - 9-1/2" 19.99 ea
WB513	1988-89	C/K - 8-1/2" 26.99 ea

3/4 Ton - Inner Bearing			
WB116	1947-64	3400-3700 series 29.99 ea
WB116	1965-66	with coil springs 31.99 ea
WB116	1965-66	with leaf springs 29.99 ea
WB286	1965-70	with leaf springs 9.99 ea
WB116	1967-72	H052 axle 29.99 ea
WB116	1973-89	10-1/2" 29.99 ea

3/4 Ton - Outer Bearing			
WB117	1947-64	3400-3700 series 31.99 ea
WB116	1965-66	with coil springs 31.99 ea
WB117	1965-66	with leaf springs 31.99 ea
WB186	1965-70	12.99 ea
WB117	1967-72	H052 axle 31.99 ea
WB38	1973-89	10-1/2" ring gear 13.99 ea
WB156	1981-89	9-1/2" ring gear 19.99 ea

1 Ton - Inner Bearing			
WB116	1947-72	exc. 11,000 lbs axle 29.99 ea
WB116	1973-89	10-1/2" ring gear 29.99 ea

1 Ton - Outer Bearing			
WB117	1947-72	exc. 11,000 lbs axle 31.99 ea
WB38	1973-89	10-1/2" ring gear 13.99 ea
WB156	1988-89	9-1/2" ring gear 19.99 ea



1963-81 Rear Axle Repair Bearing

Replacement rear axle repair bearings for 1963-91 GM truck, Suburban, Blazer, and Jimmy models. This axle repair bearing is a sealed, self-contained, pre-lubed unit, ideal for when damage has occurred to the axle shaft from a worn out bearing, this bearing is engineered to relocate the load area of the bearing from the damaged section of the axle to just outward of the damage.

Note: This should be considered a temporary fix until you can replace the damaged axle.

W6409	1963-86	C/K 1/2 ton 19.99 ea
W6409	1987-91	R/V 1/2 ton 19.99 ea



1947-89 Rear Axle Bearing Seal

Wheel bearing seals for various 1947-89 truck, Suburban, Blazer, or Jimmy models. Prevent premature bearing or brake failure! Replace cracked or deteriorated wheel seals to keep wheel bearing grease where it belongs, lubricating your wheel bearings!

Note: 2 required per vehicle.

1/2 Ton			
W4140	1947-62	4.99 ea
W4500	1958-59	with postraction 4.99 ea
W4140	1960-62	K10 4.99 ea
W8477	1963-64	19.99 ea
W8835	1965-66	with coil springs 4.99 ea
W4500	1965-66	with leaf springs 4.99 ea
W8835	1967-70	C/K 4.99 ea
W8835	1971-89	C/K, V1500, Blazer 4.99 ea
W7101	1988-89	C/K - 9-1/2" 4.99 ea
W4762	1988-89	C/K - 8-1/2" 4.99 ea

3/4 Ton			
W0821	1947-64	3400-3700 series 4.99 ea
W0821	1965-66	with coil springs 4.99 ea
W4558	1965-66	with leaf springs 7.99 ea
W4558	1965-70	7.99 ea
W0821	1967-72	H052 axle 4.99 ea
W0821	1973-89	10-1/2" 4.99 ea
W7101	1981-89	9-1/2" - code Y06 4.99 ea
W3747	1987-89	9-1/2" 4.99 ea

1 Ton			
W0821	1947-72	inner, exc. 11,000 lbs 4.99 ea
W6358	1967-72	11,000 lbs axle 8.99 ea
W0821	1973-89	10-1/2" ring gear 4.99 ea
W0821	1988-89	9-1/2" ring gear 4.99 ea



Seal Puller

This tool is great for pulling oil or grease seals. Especially useful for pulling seals from hard to reach areas.

Y56750	seal puller	20.99 ea
--------	-------------	-------	----------

Disc Brake Conversion Sets

True bolt-on solution requires no change in spindles.



PB10316

1947-70 Electronic HP Master Front Disc Brake System

Looking for a great front brake upgrade for your 1947-70 Chevrolet and GMC truck? Classic Industries® has the answer. These solutions from ABS Power Brake are true bolt-ons and mount to your OEM brake spindles. The complete system includes cross drilled/slotted rotors, all needed brackets, hoses and an ABS Power Brake electric high power master cylinder (EHPM - provides braking capacity for vehicles with big cams, and additional valve cover clearance).

Note: Shipped double overize.

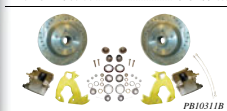
Front with 12" Rotors

With 5 x 5" Lug Bolt Pattern	
PB10223 1947-55 ¹⁶	2527.99 set
PB10226 1955 ²⁴ -59.....	2527.99 set
PB10317 1960-70.....	2489.99 set

With 6 x 5-1/2" Lug Bolt Pattern	
PB10224 1947-55 ¹⁶	2527.99 set
PB10227 1955 ²⁴ -59.....	2527.99 set
PB10318 1960-70.....	2489.99 set

Front with 13" Rotors

With 5 x 5" Lug Bolt Pattern	
PB10417 1960-70.....	3254.99 set
With 6 x 5-1/2" Lug Bolt Pattern	
PB10418 1960-70.....	3254.99 set



PB10311B

1947-70 Front Disc Brake System

Looking for a disc brake upgrade for the front of your 1947-70 Chevrolet and GMC truck that will bolt-up to your OEM spindles? Classic Industries® has the answer. ABS Power Brake offers this true bolt-on solution, which bolts up to stock spindles. Each set includes: either 12" or 13" plain or cross drilled/slotted rotors, Chevy truck calipers, brake hoses, and dust caps. Included with the system are all needed brackets.

Important: *Require 16" or larger wheels.
Note: Shipped double overize.

Front with 12" Rotors

With 5 x 5" Lug Bolt Pattern	
PB10211A 1947-59 plain.....	674.99 set
PB10211B 1947-59 drilled/slotted.....	803.99 set
PB10311A 1960-70 plain.....	637.99 set
PB10311B 1960-70 drilled/slotted.....	766.99 set

With 6 x 5-1/2" Lug Bolt Pattern	
PB10212A 1947-59 plain.....	674.99 set
PB10212B 1947-59 drilled/slotted.....	803.99 set
PB10312A 1960-70 plain.....	637.99 set
PB10312B 1960-70 drilled/slotted.....	766.99 set

Front with 13" Rotors

With 5 x 5" Lug Bolt Pattern	
PB10411 ¹⁶ 1960-70 drilled/slotted.....	1492.99 set
With 6 x 5-1/2" Lug Bolt Pattern	
PB10412 ¹⁶ 1960-70 drilled/slotted.....	1492.99 set


True bolt-on solution requires no change in spindles.



PB10213B



PB10213B



PB10314B



PB10314B

- True bolt-on front disc brake conversion set
- No Need for Front End Alignment
- Eliminates the need for front end alignment due to spindle change.
- Easier and Quicker to Install
- Because these sets bolt-on to your existing OEM spindles, installation time is greatly reduced.
- High-Quality Materials.
- ABS Power Brake, Inc. brake components are manufactured with high-quality materials to the highest of manufacturing standards.

1947-70 Front Power Disc Brake System

This is a true bolt-on solution from ABS Power Brake - bolts to your OEM spindles. Included with the system are: all brackets needed, a new 8" dual diaphragm power brake booster combo, master cylinder and proportioning valve. Available with 12" or 13" plain or cross drilled/slotted rotors.

Important: *Require 16" or larger wheels.
Note: Shipped double overize.

Front with 12" Rotors

With 5 x 5" Lug Bolt Pattern	
PB10214A 1947-54 plain.....	1192.99 set
PB10214B 1947-54 drilled/slotted.....	1329.99 set
PB10217A 1955-59 plain.....	1192.99 set
PB10217B 1955-59 drilled/slotted.....	1329.99 set
PB10314A 1960-70 plain.....	1066.99 set
PB10314B 1960-70 drilled/slotted.....	1184.99 set

With 6 x 5-1/2" Lug Bolt Pattern	
PB10215A 1947-54 plain.....	1192.99 set
PB10215B 1947-54 drilled/slotted.....	1329.99 set
PB10218A 1955-59 plain.....	1192.99 set
PB10218B 1955-59 drilled/slotted.....	1329.99 set
PB10315A 1960-70 plain.....	1066.99 set
PB10315B 1960-70 drilled/slotted.....	1184.99 set

Front with 13" Rotors

With 5 x 5" Lug Bolt Pattern	
PB10414 ¹⁶ 1960-70 drilled/slotted.....	1904.99 set
With 6 x 5-1/2" Lug Bolt Pattern	
PB10415 ¹⁶ 1960-70 drilled/slotted.....	1904.99 set



PB1019A



PB1019B



PB10120B

- Rear Disc Brake Conversion Sets
- Conversion set includes calipers, rotors, mounting brackets, parking brake cables and all required hardware for installation.
- More Flexibility in Wheel Options
- Upgrade for 1960-87 models
- High-Quality Materials.
- ABS Power Brake, Inc. brake components are manufactured with high-quality materials to the highest of manufacturing standards.

Bolt-On Rear Disc Upgrade Set

Looking for a rear disc brake upgrade for your classic truck? Classic Industries® has the answer. Big brake upgrade with 12" rotors. This is a true bolt-on solution from ABS Power Brake - this rear brake upgrade mounts to your OE differential housing. Included with the system: are all required brackets, calipers, parking brake cables and all necessary hardware.

Important: *Require 16" or larger wheels.
Note: Shipped double overize.

10 and 12 Bolt Rear Ends

With 6 x 5-1/2" Lug Bolt Pattern	
PB1019A 1960-70 plain.....	754.99 set
PB1019B 1960-70 drilled/slotted.....	872.99 set
With 5 x 5" Lug Bolt Pattern	
PB10120A 1971-87 plain.....	742.99 set
PB10120B 1971-87 drilled/slotted.....	872.99 set

Disc Brake Conversion Sets

11" Rotors and Factory Style Cast Iron Calipers



BK2015

1947-59 Five Lug Front Disc Brake Conversion Set

The 5 lug disc brake set swaps the factory 6 lug drums to the GM 5 x 4-3/4" bolt pattern. This set bolts on the stock spindle, replacing the original hub. Set includes: 11" rotors, loaded calipers, caliper mount brackets, bearings, hoses, mounting hardware, and booster.

Important: 1947-50 trucks may require drilling lower spindle hole from 7/16" to 1/2". Original manual transmission may require modifications to transmission crossmember.

Note: Shipped overweight.

With 5 x 4-3/4" Lug Bolt Pattern	
BK2015	1947-54 plain rotors..... 748.99 set
BK2016	1955-59 plain rotors..... 748.99 set

12" Rotors and Factory Style Cast Iron Calipers



BK2018



RBK01

1947-59 Six Lug Front Disc Brake Conversion Set

The 6 lug disc brake set contains all you'll need to add modern discs to your 1/2 ton spindles using your stock hubs. These 1-1/4" thick, 12" rotors use a GM full floating caliper. The booster assembly mounts in the stock location and uses the original brake pedal.

Important: Recommended to use roller bearing upgrade. Requires a minimum of a 15" wheel. May not work with some factory wheels. 1947-50 trucks may require drilling lower spindle holes from 7/16" to 1/2". Original manual transmission models may require modifications to transmission crossmember.

Note: Shipped overweight.

With 6 x 5-1/2" Lug Bolt Pattern	
BK2017	1947-54 plain rotors 748.99 set
BK2018	1955-59 plain rotors 748.99 set

Roller Bearing Upgrade Set

RBK01	1947-59 LH and RH 118.99 set
-------	------------------------------------

2-1/2" Drop Spindles with 12" Rotors and Factory Style Cast Iron Calipers



BK2020

1960-72 Front Disc Brake Conversion Set

The Modular™ drop spindle complete brake set allows you to add power disc brakes, lower your truck 2-1/2" and keep your wheels at factory drum brake offset. Set includes: rotors in your choice of 5 or 6 lug pattern, 2-1/2" drop spindles, loaded calipers, caliper mount brackets, bearings, seals mounting hardware and booster, master cylinder, proportioning valve assembly.

Note: Set fits 1/2 ton trucks only. *For manual transmission with hydraulic clutch master cylinder. **For automatic transmission with hydraulic clutch master cylinder. Shipped overweight.

With Standard 12" Rotors	
With 6 x 5-1/2" Lug Bolt Pattern	
BK2020*	1960-62 plain rotors... 1179.99 set
BK2020MT*	1960-62 plain rotors... 1179.99 set
BK2050	1963-66 plain rotors... 1179.99 set
BK2051	1967-70 plain rotors... 1149.99 set

With 5 x 5" Lug Bolt Pattern	
BK2019	1960-62 plain rotors... 1179.99 set
BK2052	1963-66 plain rotors... 1179.99 set
BK2053	1967-70 plain rotors... 1149.99 set
BK2023	1971-72 plain rotors... 1179.99 set

2-1/2" Drop Spindles with Drilled/Slotted 13" Rotors and Dual Piston Calipers



BB4007

1960-72 Big Brake Front Disc Brake Conversion Set

The Modular™ drop spindle complete brake set allows you to add power disc brakes, lower your truck 2-1/2" and keep your wheels at factory drum brake offset. Set includes: 13" drilled/slotted zinc-plated rotors in your choice of 5 on 5", or 6 lug pattern, loaded dual 52mm piston calipers, aluminum hubs, 2-1/2" drop spindles, caliper mount brackets, bearings, seals, mounting hardware, brake hoses, and booster master cylinder proportioning valve assembly.

Important: Set fits 1/2 ton trucks only.

Note: 17" wheel minimum. Shipped overweight

With Drilled/Slotted 13" Rotors	
With 6 x 5-1/2" Lug Bolt Pattern	
BB4006	1960-62 drilled/slotted... 1479.99 set
BB4008	1963-70 drilled/slotted... 1629.99 set

With 5 x 5" Lug Bolt Pattern	
BB4005	1960-62 drilled/slotted... 1479.99 set
BB4007	1963-70 drilled/slotted... 1629.99 set
BB4009	1971-72 drilled/slotted... 1598.99 set

2-1/2" Drop Spindles with 12" or 13" Rotors and Single or Dual Piston Calipers



BB4010

1963-87 Modular Spindle Upgrade Conversion


This Modular™ spindle upgrade uses 1973-87 style Modular™ 2-1/2" drop spindles, making the upgrade on the 1963-72 trucks more convenient. Available in your choice of 5 x 5", or 6 lug pattern with standard 12" rotors and loaded cast iron single piston calipers, or 13" drilled/slotted zinc-plated rotors and loaded dual 52mm piston calipers. Includes: bearings, seals, hoses, ball joints, tie rod ends, tie rod adjusting sleeves, and mounting hardware.

Note: Shipped overweight.

With Standard 12" Rotors	
BK2024	1963-87 5 lug 923.99 set
BK2025	1963-87 6 lug 923.99 set

With Drilled/Slotted 13" Rotors	
BB4010	1963-87 5 lug 1373.99 set
BB4011	1963-87 6 lug 1373.99 set

Rear Disc Brake Conversion with 11" or 12" Rotors



RBB1003

1963-72 Rear Disc Brake Conversion

Now you can match the performance of your front disc brake set with rear disc brakes and have improved stopping power and fade resistance. Works on 1/2 ton 2 wheel drive trucks and includes: rotors, caliper mount brackets, loaded calipers, emergency brake cables, brake hoses, hard lines, differential gasket and mounting hardware.

Important: Does not include rear hand lines or emergency cables, includes extenders for original emergency cables.

Note: Shipped overweight.

With Standard 11" Rotors	
With 6 x 5-1/2" Lug Bolt Pattern	
RB3003	1963-66 plain rotors 623.99 set
RB3005	1967-72 plain rotors 598.99 set

With 5 x 5" Lug Bolt Pattern	
RB3002	1963-66 plain rotors 623.99 set
RB3004	1967-72 plain rotors 598.99 set

With Drilled/Slotted 12" Rotors	
With 6 x 5-1/2" Lug Bolt Pattern	
RBB1002	1963-66 drilled/slotted... 794.99 set
RBB1004	1966-72 drilled/slotted... 794.99 set

With 5 x 5" Lug Bolt Pattern	
RBB1001	1963-66 drilled/slotted... 794.99 set
RBB1003	1967-72 drilled/slotted... 794.99 set

Power Brake Components



Included in
1963-66 kit PB1094

Included in
1963-66 kit PB1095



Included in
1963-66 kit PB1096

Included in
1967-72 kit PB1098



Included in
1967-72 kit PB1097

Included in
1967-72 kit PB1099



Spindles and disc brakes included in all power brake sets

1963-70 Six Lug Front Power Disc Brake Conversion Set

Upgrade and keep your 6 lug bolt pattern on your 1963-70 Chevrolet or GMC 1/2 ton 2WD truck model when converting your front drums to disc brakes. Sets include: power brake booster, firewall brackets, pedal rod, master cylinder, disc/drum combination valve, stock height forged spindles, 12" rotors with 6 x 5-1/2" bolt pattern, GM large single piston loaded calipers, backing plates, rubber brake hoses, bearings, seals, dust caps, crush washers, and banjo bolts.

Important: Will not work with factory drum brake wheels.

Power Brake Conversion Sets

- 1963-66 with 9" Single Diaphragm Booster
- PB1094 black w/cast iron master..... 852.99 set
- PB1095 black w/aluminum master..... 808.99 set
- 1963-66 with 8" Dual Diaphragm Booster
- PB1096 black/black w/oval master..... 860.99 set
- PB1098 black/black w/oval master..... 845.99 set
- 1967-70 with 9" Dual Diaphragm Booster
- PB1097 gold w/cast iron master..... 852.99 set
- 1967-70 with 8" Dual Diaphragm Booster
- PB1099 gold w/cast iron master..... 852.99 set
- 1967-70 with 11" Single Diaphragm Booster
- PB1099 gold w/cast iron master..... 852.99 set

Non-Power Conversion Sets

Upgrade and keep your 6 lug bolt pattern on your 1963-70 Chevrolet or GMC 1/2 ton 2WD truck model when converting your front drums to disc brakes. Set includes: 12" rotors with 6 x 5-1/2" bolt pattern, GM large single piston loaded calipers, backing plates, brake hoses, bearings, seals, dust caps, crush washers, and banjo bolts. Available with or without spindles.

Note: *Can be used with stock height or drop spindles.


Spindle and Disc Brake Set
PB1093 1963-70 stock height..... 698.99 set

Disc Brake Components without Spindles
PB1092* 1963-70 without spindles..... 500.99 set

Stock Height Disc Brake Spindles
PB1090 1963-70 stock height..... 232.99 pr



PB838



PB840



4754BB



4754BB
back view

1947-72 Booster/Master/Prop Valve Set

The booster combo is complete with bracket, booster, master cylinder and proportion valve which works with either disc/drum or disc/disc. 1947-59 units mount on the frame and utilize the factory frame mount position and factory brake pedal. 1960-72 mount to the fire wall and utilize the factory brake pedal. Some drilling may be required.

- PB836 1947-54..... 388.99 ea
- PB838 1955-59..... 388.99 ea
- PB840 1960-62..... 388.99 ea
- PB842 1963-66..... 388.99 ea
- PB844 1967-72..... 388.99 ea



5559FBB



6366FBB



6772FBB



7387FBB



7387FBB
back view



PB1104



PB1105

1960-72 Power Brake Booster Set

Upgrade or add power brakes to your 1960-72 GM truck model with this power brake booster set. Set include: Power brake booster, firewall brackets, pedal rod, master cylinder, pre-bent lines, and disc/drum combination valve where applicable. Available with 8", 9", or 11" single or dual diaphragm booster.

Important: 1960-62 models may require some modification to the firewall, instructions are included.

Note: *Does not include prop valve, valve bracket, or valve lines.

Black Powder Coated Boosters

- 1960-66 with 8" Dual Diaphragm Booster
- PB1100 black/black w/oval master..... 330.99 set
- 1960-66 with 9" Single Diaphragm Booster
- PB1101* black w/cast iron master..... 191.99 set
- PB1102 black w/cast iron master..... 213.99 set
- 1967-72 with 8" Dual Diaphragm Booster
- PB1104 black/black w/oval master..... 352.99 set
- Gold Zinc-Plated Booster
- 1967-72 with 8" Dual Diaphragm Booster
- PB1103 gold w/cast iron master..... 294.99 set
- 1967-72 with 11" Single Diaphragm Booster
- PB1105 gold w/cast iron master..... 250.99 set

1947-87 Midnite Series Booster/Master/Prop Valve Set

CPP's Midnite Series booster/master/prop valve combo sets for 1947-87 Chevrolet and GMC truck models. These high-quality assemblies feature a vacuum assisted brake booster with a black finish, Corvette style aluminum master cylinder, aluminum proportioning valve, valve mounting brackets, lines, and hardware for an easy install.

- Firewall Mounted**
- 5559FBB 1955-59..... 388.99 ea
- 6062FBB 1960-62..... 388.99 ea
- 6366FBB 1963-66..... 388.99 ea
- 6772FBB 1967-72..... 388.99 ea
- 7387FBB 1973-87..... 488.99 ea
- Frame Mounted**
- 4754BB 1947-54..... 388.99 ea
- 5559BB 1955-59..... 388.99 ea

Brake Boosters

New!



HBK3665B

hose kit and fittings included with each set

1947-87 Street Beast Hydra-Stop System

The Street Beast hydraulic brake assist system will upgrade your truck with vacuum-assisted brakes. They are designed to work with your standard power steering pump. The Street Beast package includes: hydraulic assist unit with steel firewall mounting bracket, cast aluminum master cylinder with black adjustable pop valve distribution block, rubber pressure and return hoses, all necessary fittings and hardware for installation. Get the stopping power you've always needed with a hydraulic brake system.

Note: *For manual transmission only. **Does not include proportioning valve.

HBK47535B	1947-53	978.99	set
HBK55595B	1955-59	1128.99	set
HBK60625BMT*	1960-62	1128.99	set
HBK60625B	1960-62	978.99	set
HBK63665B	1963-66	978.99	set
HBK67725B	1967-72	978.99	set
HBK73875B**	1973-87	898.99	set

New!



HBK3665S

hose kit and fittings included with each set

1947-87 Show Stopper Hydra-Stop Set

The Show Stopper hydraulic brake assist system will upgrade your truck with vacuum assisted brakes. They are designed to work with your standard power steering pump. The Show Stopper package includes: hydraulic assist unit with billet aluminum firewall mounting bracket, chrome master cylinder with chrome adjustable pop valve distribution block, chrome accumulator cover, stainless pressure hose and rubber return hose, all necessary fittings and hardware for installation. Get the stopping power you have always needed with a hydraulic brake system.

Note: *For manual transmission only. **Does not include proportioning valve.

HBK47535S	1947-53	1128.99	set
HBK55595S	1955-59	1128.99	set
HBK60625SMT*	1960-62	1278.99	set
HBK60625S	1960-62	1128.99	set
HBK63665S	1963-66	1128.99	set
HBK67725S	1967-72	1128.99	set
HBK73875S**	1973-87	1048.99	set



1967-91 Power Brake Booster

Having trouble with your power brakes? You may need to replace your power brake booster. Features: OE quality seals, diaphragms, and check valves are installed on every unit for like-new performance and reliability vacuum tested to ensure reliable performance. Exclusive rust prohibitive finishing process extends unit life. Our re-manufactured brake boosters carry a manufacturer's limited lifetime warranty.

Important: Boosters are not available in original color.

1/2 Ton C10 Series Pickup			
PB73709	1967-70	all	130.99 ea
PB73709	1971-72	with Bendix	130.99 ea
PB71108	1973	all	122.99 ea
PB71108	1974-77	all with JB3, JB5	122.99 ea
PB71108	1978-80	gas, JB3, JB5	122.99 ea
PB71069	1981-82	with JB5	109.99 ea
PB71140	1981-82	with JB3	105.99 ea
PB71069	1983-87	gas with JB5	109.99 ea
PB71140	1983-87	gas with JB3	105.99 ea

1/2 Ton K10 Series Pickup			
PB73709	1971-72	all	130.99 ea
PB73709	1971-72	with Bendix	130.99 ea
PB71108	1973	all	122.99 ea
PB71108	1974-75	all	122.99 ea
PB71108	1976-80	all with JB3, JB5	122.99 ea
PB71069	1981	all	109.99 ea
PB71069	1982-86	gas with JB5	109.99 ea

Blazer			
PB73709	1969-70	all	130.99 ea
PB73709	1971-72	Bendix	130.99 ea
PB71108	1973-75	single diaphragm	122.99 ea
PB71008	1974-80	dual diaphragm	117.99 ea
PB71069	1981-91	gas	109.99 ea

Suburban			
PB73709	1967-70	1/2 ton	130.99 ea
PB73709	1971-72	1/2 ton, Bendix	130.99 ea
PB71007	1971-72	3/4 ton	135.99 ea
PB71008	1973	1/2 ton, 2WD	117.99 ea
PB71108	1973	1/2 ton, 4WD	122.99 ea
PB71008	1973	3/4 ton	117.99 ea
PB71108	1974-75	with JB3	122.99 ea
PB71008	1976-80	with JB5, JB6, JB7	117.99 ea
PB71069	1981	with JB5	109.99 ea
PB71069	1982-91	gas with JB5	109.99 ea
PB71059	1988-91	gas w/JB7, 7.4L	121.99 ea

3/4 Ton C20/K20 Series Pickup			
PB71007	1971-72	all	135.99 ea
PB71008	1973-75	all	117.99 ea
PB71008	1976-80	with JB6, JB7	117.99 ea
PB71069	1981-86	gas with JB6	109.99 ea

3/4 Ton R20 Series Pickup			
PB71069	1987	gas with JB6	109.99 ea
PB71059	1988-89	gas w/JB7, 7.4L	121.99 ea

3/4 Ton V20 Series Pickup			
PB71069	1987	gas with JB6	109.99 ea

CARDONE

CARDONE



1977-91 Power Brake Booster Unit

Having trouble with your power brakes? You may need to replace your hydro boost unit. Hydro-boost power assist was introduced as an alternative to the vacuum booster. The hydro-boost uses the hydraulic pressure from the power steering system to provide the driver assist in applying the brakes.

1/2 Ton C10 Series Pickup			
HB9394	1978	diesel, JD3, JD5	141.99 ea
HB7252	1980	diesel, JD3, JD5	154.99 ea
HB7248	1983-87	diesel, JD3, JD5	212.99 ea

1/2 Ton K10 Series Pickup			
HB7248	1983-86	diesel, JD5	212.99 ea

3/4 Ton C20 Series Pickup			
HB7307	1982-83	diesel, JD6, JD7	199.99 ea
HB7248	1984-86	diesel, JD6, JD7	212.99 ea
HB7250	1988-91	diesel, JD6	129.99 ea

3/4 Ton K20 Series Pickup			
HB7307	1982-83	diesel, JD6, JD7	199.99 ea
HB7248	1984-86	diesel, JD6, JD7	212.99 ea
HB7250	1988-91	diesel, JD6	129.99 ea

3/4 Ton R20 Series Pickup			
HB7248	1987-89	diesel, JD6, JD7	212.99 ea

3/4 Ton V20 Series Pickup			
HB7248	1987	diesel, JD6, JD7	212.99 ea

1 Ton C30 Series Pickup			
HB9393	1977-78	with JB8	220.99 ea
HB9395	1979	with JB8	234.99 ea
HB9386	1980-81		169.99 ea
HB7307	1982-86		199.99 ea
HB9383	1990-91	4 wheel disc, JF9	199.99 ea

Blazer			
HB7248	1983-91	diesel	212.99 ea

Suburban			
HB7307	1982	diesel, JD7	199.99 ea
HB7307	1983	diesel, JB7	199.99 ea
HB7248	1983-91	diesel, JD5, JD7	212.99 ea

New!



FBL6066

1960-66 Disc Brake Conversion Lines

Disc brake conversion lines for 1960-66 Chevrolet. Includes line from master cylinder to proportioning valve and then to both front wheels and line to hook up to the front to rear line. These pre-bent lines make it easy to convert.

FBL6066	1960-66	all	109.99 set
FBL6066S	1960-66	stainless steel	125.99 set

Brake Boosters/Master Cylinders

OE AUTHORIZED



Universal Power Brake Booster

Universal replacement power brake boosters for a variety of car or truck models. Perfect choice when space is at a premium or custom applications. Will require adjustable pedal rod and correct clevis for your application. Sold separately. Available in various sizes and finishes.

7" Single Diaphragm	
PB1080A	zinc..... 59.99 ea
PB1080B	black..... 56.99 ea
PB1080C	chrome..... 84.99 ea
7" Dual Diaphragm	
PB1081A	zinc..... 89.99 ea
PB1081B	black..... 89.99 ea
PB1081C	chrome..... 114.99 ea
8" Single Diaphragm	
PB1082A	zinc..... 69.99 ea
PB1082B	black..... 118.99 ea
PB1082C	chrome..... 84.99 ea
8" Dual Diaphragm	
PB1083A	zinc..... 82.99 ea
PB1083B	black..... 89.99 ea
PB1083C	chrome..... 115.99 ea
8" Bendix Style Dual Diaphragm	
PB1084A	zinc..... 118.99 ea
PB1084B	black..... 159.99 ea
PB1084C	chrome..... 134.99 ea
9" Slim Single Diaphragm	
PB1085A	zinc..... 69.99 ea
PB1085B	black..... 99.99 ea
PB1085C	chrome..... 109.99 ea
GM Style 9" Single Diaphragm	
PB1086A	zinc..... 91.99 ea
PB1086B	black..... 139.99 ea
PB1086C	chrome..... 94.99 ea
GM Style 11" Single Diaphragm	
PB1088A	zinc..... 99.99 ea
PB1088B	black..... 109.99 ea
PB1088C	chrome..... 144.99 ea

OE AUTHORIZED



1967-72 C10 Booster Bracket

Replacement brake booster firewall mount bracket for 1967-72 GM pickup models. Feature black powder coated finish with 3-3/8" square bolt pattern.

PB1106	1967-72..... 64.99 ea
--------	-----------------------



1963-72 Power Booster Rod Boot

Reproduction power brake rod boot for 1963-72 truck models. Manufactured in the correct rubber material.

152861	1963-72..... 7.99 ea
--------	----------------------



Power Brake Check Valve

Replace a leaking or blown check valve to restore full vacuum to your booster. Correct early style appearance with grommet. Replaces original GM part numbers # 5472419, # 5461808. Booster size nipple: 1/2" long x 5/8" o.d. x 3/8" i.d. Vacuum hose side nipple: 7/8" long and 3/8" o.d. x 1/4" i.d.

KW529 19.99 ea
-------	----------------

1947-59 Master Cylinder Floor Plug

Reproduction of the floor panel plug used on 1947-59 trucks to access the brake master cylinder for fluid checks. Features correct Bow Tie in center.

CX1399	1947-59..... 8.99 ea
--------	----------------------



Electric High Power Master Cylinder

Is the big cam in your classic truck causing a lack of braking power, or do you have clearance issues? Classic Industries' has the answer! The most innovative system on the market today, this bolt-on solution replaces your OEM brake booster/master cylinder with a compact billet aluminum master cylinder that does not rely on vacuum for power assist. Complete with a remotely mounted power supply, this fully self-contained unit allows the master cylinder to provide between 1400 and 2500 psi. Measures: 9" long and 3-1/2" wide.

PB1059	all..... 1695.99 set
--------	----------------------



CX4842



CX4843

1947-59 Brake Master Cylinder

Reproduction brake master cylinders for 1947-59 Chevrolet and GMC truck models. These master cylinders are cast for an original appearance and come complete for a simple replacement.

CX4840	1947-50	1/2 ton..... 88.99 ea
CX4841	1951-51	1/2 ton..... 89.99 ea
CX4842	1952-55 ¹⁶	1/2-1 ton..... 99.99 ea
CX4843	1955 ¹⁶⁻⁵⁹	1/2-1 ton..... 99.99 ea



MC34404



MC34403



MC36006

1960-87 Brake Master Cylinder

The most important part of your brake system besides the brake pads or shoes is the master cylinder. Replace your worn out original with these new replacement master cylinders. No exchange required.

Models without Power Brakes

Brake and Clutch Master Cylinder	
1/2-1 Ton C/K Series	
MC34404	1960-62 manual trans..... 85.99 ea

Brake Master Cylinder	
1/2-1 Ton C/K Series	
MC34403	1960-62 automatic..... 55.99 ea

1/2-3/4 Ton C/K Series	
MC36006	1963-66 1" bore..... 53.99 ea

1/2 Ton C/K Series Pickup/Blazer/Suburban	
MC36239	1967-70..... 69.99 ea
MC39177	1974-80..... 76.99 ea
MC39589	1981-87 without diesel..... 89.99 ea

3/4 Ton C/K Series Pickup	
MC36246	1967-70..... 70.99 ea

1 Ton C-Series Pickup	
MC36246	1967-70 w/o 11,000 lb axle 70.99 ea

1 STEERING, SUSPENSION, REAR END & BRAKES

Master Cylinders



MC36006



MC36239



MC36280



MC36306



MC39308



MC39649



MC39075



MC39413

1983-91 Brake Master Cylinder

The most important part of your brake system besides the brake pads or shoes is the master cylinder. Replace your worn out original with these new replacement master cylinders. No exchange required.

Models with Power Brakes

1/2 Ton C/K-Series Pickup/Blazer/Suburban		
MC36006	1963-66	53.99 ea
MC36239	1967-70	69.99 ea
MC36280	1971-72	67.99 ea
MC36306	1973-80	47.99 ea
MC39308	1981-87	74.99 ea
MC39413	1981-87	49.99 ea

1/2 Ton R-Suburban		
MC39646	1988-91	53.99 ea
MC39651	1988-91	53.99 ea
MC39649	1989-91	68.99 ea

1/2 Ton V-Suburban		
MC39308	1987-91	74.99 ea
MC39413	1987-91	49.99 ea

Blazer Full Size		
MC36239	1969-70	69.99 ea
MC36280	1971-72	67.99 ea
MC36306	1973-77	47.99 ea
MC36306	1978	47.99 ea
MC36306	1979-80	47.99 ea
MC39413	1981-86	w/o diesel 49.99 ea
MC39308	1982-91	diesel 74.99 ea
MC39413	1987-91	w/o diesel 49.99 ea

3/4 Ton C/K Series Pickup/Suburban		
MC36006	1963-66	53.99 ea
MC39075	1971-80	49.99 ea
MC39413	1981-83	w/o diesel 49.99 ea
MC39324	1981-86	13" brakes 54.99 ea
MC39308	1982-86	diesel 74.99 ea
MC39413	1984-86	w/o diesel 49.99 ea
MC39646	1988-91	11" brakes 53.99 ea
MC39649	1988-91	13" brakes 68.99 ea

3/4 Ton R/V Series Pickup/Suburban		
MC39308	1987-91	diesel 74.99 ea
MC39413	1987-91	w/o diesel 49.99 ea
MC39324	1987-91	13" brakes 54.99 ea



2609439BK

Disc Brake Master Cylinder

These tandem chamber master cylinders are configured for four wheel disc brakes, featuring a slotted mounting flange that bolts directly to the brake booster, firewall or Morrison's frame mount. Features fluid outlets on both sides of the cylinder. Available in a natural finish, a bright finish or Wilwood's exclusive black E-coat.

Note: DOT 3 or 4 brake fluid recommended. Not for use with DOT 5 silicone fluid.

1-1/8" Bore for Power Assisted Brakes

2608556	natural finish	230.99 ea
2608556P	bright finish	277.99 ea
2608556BK	black finish	277.99 ea

1" Bore for Manual Brakes

2608555	natural finish	230.99 ea
2608555P	bright finish	277.99 ea
2608555BK	black finish	277.99 ea

7/8" Bore for Manual Brakes

2609439	natural finish	230.99 ea
2609439P	bright finish	277.99 ea
2609439BK	black finish	277.99 ea



26113270BK

Disc Brake Master Cylinder and Adjustable Proportioning Valve Set

This dual master cylinder and proportioning valve assembly keep brake adjustments uncomplicated. Designed for manual and power front disc/rear drum and four wheel disc brake applications. Available in natural finish, bright finish or Wilwood's exclusive black E-coat.

Important: DOT 3 or 4 brake fluid recommended. Not for use with DOT 5 silicone fluid.

1-1/8" Bore for Power Assisted Brakes

26113270	natural finish	359.99 set
26113270P	bright finish	401.99 set
26113270BK	black finish	401.99 set

1" Bore for Manual Brakes

26113269	natural finish	359.99 set
26113269P	bright finish	401.99 set
26113269BK	black finish	401.99 set

7/8" Bore for Manual Brakes

26113271	natural finish	359.99 set
26113271P	bright finish	401.99 set
26113271BK	black finish	401.99 set

15/16" Bore for Manual Brakes

26113626	natural finish	359.99 set
26113626P	bright finish	401.99 set
26113626BK	black finish	401.99 set



6801272LP



6801266LP



6801245



6150089

6150090

Remaster Master Cylinder

Baer Brakes introduces the remaster master cylinder. The Remaster is a direct replacement for other master cylinders and are available with GM bolt patterns. Left or right hand port configurations and compact design to make fitting easier. Master cylinders are available in these bore sizes: 15/16" for manual, 1" for power, 1-1/8" for hydro-boost brakes and provides the best balance between pressure and volume for great braking performance. A mount is machined into the bottom of the master cylinder for a Baer billet bracket and adjustable proportioning valve (sold separately).

15/16" Bore Manual Brakes

6801264LP	left port - polished	534.99 ea
6801264RP	right port - polished	475.99 ea
6801262LP	left port - gray anodized	434.99 ea
6801262RP	right port - gray anodized	434.99 ea
6801272LP	left port - black anodized	434.99 ea
6801272RP	right port - black anodized	434.99 ea

1" Bore Power Brakes

6801213LP	left port - polished	534.99 ea
6801213RP	right port - polished	534.99 ea
6801238LP	left port - gray anodized	434.99 ea
6801238RP	right port - gray anodized	434.99 ea
6801273LP	left port - black anodized	434.99 ea
6801273RP	right port - black anodized	434.99 ea

1-1/8" Bore Hydro-Boost

6801268LP	left port - polished	534.99 ea
6801268RP	right port - polished	534.99 ea
6801266LP	left port - gray anodized	434.99 ea
6801266RP	right port - gray anodized	434.99 ea
6801274LP	left port - black anodized	434.99 ea
6801274RP	right port - black anodized	434.99 ea

Proportioning Valve and Bracket Set

6801243	polished	122.99 ea
6801245	gray anodized	114.99 ea
6801276	black anodized	114.99 ea

Proportioning Valve Bracket

6801242	polished	34.99 ea
6801244	gray anodized	24.99 ea
6801275	black anodized	24.99 ea

Replacement Gaskets

6150089	top cover gasket	13.99 ea
6150090	cap gasket	4.99 ea

Master Cylinder Components



MK234



MK501

1960-91 Master Cylinder Repair Set

These master cylinder repair sets contain everything you need to rebuild your inoperative master cylinder back to like new condition.

1/2 Ton C/K Series Pickup/Suburban/Blazer

MK253	1960-66	1-1/8" bore	16.99 set
MK234	1963-66	1" bore	19.99 set
MK501	1967-72	1-1/8" bore, Moraine	27.99 set
MK1721	1981-87	w/o diesel, w/o pwr	29.99 set
MK1420	1981-87	diesel	22.99 set

1/2 Ton R-Suburban

MK1721	1987-91	w/o HD brakes	29.99 set
--------	---------	---------------	-----------

1/2 Ton V-Suburban

MK1420	1987-91	diesel	22.99 set
--------	---------	--------	-----------

3/4 Ton C/K Series Pickup

MK253	1960-66	1-1/8" bore	16.99 set
MK234	1963-66	1" bore, Moraine	19.99 set
MK501	1967-70	1-1/8" bore, Moraine	27.99 set
MK1420	1982-86	11" brakes, diesel	22.99 set

3/4 Ton R/V Series Pickup

MK1420	1987-89	11" brakes, diesel	22.99 set
--------	---------	--------------------	-----------

3/4 Ton C/K Suburban

MK1420	1981-86	11" brakes, diesel	22.99 set
--------	---------	--------------------	-----------

3/4 Ton R/V Suburban

MK1420	1987-91	11" brakes, diesel	22.99 set
--------	---------	--------------------	-----------

1 Ton C-Series Pickup

MK253	1960-66	1-1/8" bore	16.99 set
MK234	1963-66	1" bore	19.99 set
MK501	1967-70	1-1/8" bore, Moraine	27.99 set

1 Ton K-Series Pickup

MK1025	1974-76	Moraine	25.99 set
--------	---------	---------	-----------



T3042B



S455516

1971-91 Master Cylinder Diaphragm

Diaphragm seals for single and dual bail master cylinder covers.

Single Bail Diaphragm

T3042B	1972-91	3" x 5-5/8" covers	5.99 ea
--------	---------	--------------------	---------

Dual Bail Diaphragm

S455516	1971-81	3" x 5-3/4" covers	7.99 ea
---------	---------	--------------------	---------



1981-91 Master Cylinder Diaphragm

This Genuine GM master cylinder cover diaphragm is for use 1981-91 truck models with Delco Moraine master cylinders.

G8564	1981-91	4-1/8" x 6-1/2"	12.99 ea
-------	---------	-----------------	----------



1963-66 Master Cylinder Cover

Reproduction brake master cover for various 1963-66 models. Manufactured to original specifications featuring gold cadmium-plating and correct stamped instructions.

A850043	1963-66		18.99 ea
---------	---------	--	----------



E338



T9332B



K0075



J9101

1967-87 Master Cylinder Cover

Master cylinder covers for various 1967-87 Chevrolet and GMC models. Features chrome-plating or cadmium finish as indicated. Gold cadmium covers do not include the baits.

Note: * Fits two side bail style master cylinders.

Drum Brake Applications

Measurements: 4-7/8" x 2-3/8" Cover Only

E338	1967-70	gold cadmium	16.99 ea
------	---------	--------------	----------

Measurements: 4-7/8" x 2-3/8" with Bail

T9332B	1967-70	chrome	7.99 ea
--------	---------	--------	---------

Disc Brake Applications

Measurements: 3" x 5-3/4" Cover Only

K0075*	1971-80	gold cadmium	14.99 ea
--------	---------	--------------	----------

Measurements: 3" x 5-5/8" with Bail

J9101	1971-87	chrome	6.99 ea
-------	---------	--------	---------



1981-02 Brake Master Cylinder Cover

This Genuine GM master cylinder cover is for 1981-02 truck models with Delco Moraine master cylinders.

1/2 Ton Pickups

42041	1981-02		10.99 ea
-------	---------	--	----------

DEF AUTHORIZED



Chrome Master Cylinder Cover

When you're dressing up your engine compartment, don't forget about the master cylinder cover. Classic Industries* offers a high-quality chrome replacement to fit late model trucks for a dash of flash under your hood.

T9635	1981-91	3-1/2" x 6"	9.99 ea
-------	---------	-------------	---------



1963-72 Master Cylinder to Firewall Gasket

Reproduction of the correct master cylinder to firewall gasket used on all 1963-72 vehicles equipped without power brakes.

1256659	1963-72		4.99 ea
---------	---------	--	---------



22013125

2206956

2206412



22013124

2206457

2206028

Brake Line Fitting

Witwood's brake line fittings are manufactured to high-quality standards and are available in various sizes and configurations.

Caliper Fittings

Note: Unlisted end features 1/8"-27 NPT male fitting.

2206956	straight	-3AN male	10.99 ea
2206412	45°	-3AN male	10.99 ea
22013125	90°	-3AN male	9.99 ea

Frame Fittings

Note: Unlisted end features 1/8"-27 NPT male fitting.

22013124	3/8"-24 inverted flare	10.99 ea
2206457	7/16"-24 inverted flare	10.99 ea
2206890	10 mm-1.0 bubble flare	15.99 ea
2206413	10 mm-1.0 inverted flare	10.99 ea

Line Adapters

Note: Other end features 1/8"-27 NPT male fitting.

2200628	3/8"-24 female IF - 4 pc	10.99 set
---------	--------------------------	-----------

Brake Proportioning Valves



PV71



PV71K



PV02

1967-87 Brake Combination Valve

If you need a new disc brake metering valve or want the more updated look of a brake combination valve in your 1967-72 truck, or need a replacement for a 1973-87, these carefully machined reproduction brass combination valves are the perfect replacement solution. Will fit and function for all 1967-87 models with either factory disc/drum, or disc/disc brake conversions.

Combination Valve Set

PV71K 1967-74 with disc/drum ... 109.99 set
PV72K 1967-74 with disc/disc ... 101.99 set

Combination Valve Set with Lines

391350 1967-74 with disc/drum ... 114.99 set
391351 1967-74 with disc/disc ... 114.99 set

Combination Valve Only

PV71 1967-74 with disc/drum ... 45.99 ea
PV72 1967-74 with disc/disc ... 82.99 ea

Mounting Bracket Only

PVB71 1967-74 mounting bracket 14.99 ea

Mounting Bracket with Correctly Bent Lines

PV01 1967-74 LH mount ... 24.99 set
PV02 1967-74 RH mount ... 24.99 set

AUTHORIZED



Proportioning Valve LH Mount Bracket

Universal fit brackets to mount the proportioning valve under the master cylinder or on the LH side of the master cylinder towards the driver side fender. Will fit most aftermarket 7"-11" boosters with a GM style master cylinder.

Below Master Cylinder Mount

153652B chrome-plated ... 16.99 ea
153652A zinc-plated ... 11.99 ea

LH Side Mount

153653B chrome-plated ... 14.99 set
153653A zinc-plated ... 11.99 set



Adjustable Proportioning Valve

Precision proportioning from 100 to 1000 psi. At full release, valve is capable of up to 57% reduction in line pressure. The new smaller body accommodates easy mounting in a variety of locations in conjunction with two 1/4" diameter holes on 1.00" centers. Along with standard 1/8" NPT inlet and outlet ports and two 1/8" NPT to 3/8-24 inverted flare brake line adapters included with each valve makes installation simple.

2608419 48.99 ea



Universal Proportion Valve + Block

Universal proportion valve and distribution block all in one. Features a rotary adjustment to regulate rear brake pressure and help maintain correct brake bias between front and rear. Distribution block connects to master cylinder and distributes brake fluid to all four wheels. Includes: five stainless steel fittings for 3/16" brake line, brake light switch, and wiring pigtail.

PB1107 without lines/bracket 70.99 ea
PB1108 with prebent lines/bracket 116.99 ea



Universal Adjustable Combination Valve

Universal adjustable brake combination valve. Features a rotary adjustment to regulate brake pressure. Includes five stainless steel fittings for 3/8" brake line, brake light switch, wiring pigtail, and residual valves where applicable.

PB1109 valve only 70.99 ea
PB1110 with drum/drum residual 95.99 ea
PB1112 with disc/drum residual 95.99 ea
PB1113 with disc/disc residual 85.99 ea



Adjustable Proportioning Valve

The PROP-BLOCK is a precision machined combination distribution block and adjustable proportioning valve in one. The valve connects to the master cylinder and distributes brake fluid to all 4 wheels, while the adjustable proportioning valve regulates rear brake pressure, maintaining correct brake bias between front and rear brakes. A built-in switch activates brake lights when brake pedal is depressed.

Important: This is not a direct factory replacement for original blocks and some line modifications may be necessary.

APVDB black anodized finish 94.99 ea
APVDBC chrome finish 104.99 ea



Residual Pressure Valve

A 2 pound valve is used in disc brake systems where the master cylinder is mounted below the horizontal plane of the calipers and fluid drain back occurs from gravity and vibration, thereby causing excessive caliper piston retraction and a longer brake pedal stroke. A 10 pound valve is used with drum brake vehicles to compensate for return spring tension in the drums. Fittings are included.

2 Pound Valve - Blue
26013783 with fittings 22.99 ea

10 Pound Valve - Red
26013784 with fittings 22.99 ea



Brake Warning Socket and Wire

Pressure differential warning light socket and pigtail. Required when adding disc brake master cylinder and proportioning valve to hook up the brake warning light.

PV1530 socket and wire 15.99 ea



Proportioning Valve Bleed Tool

Proportioning valve bleed tool for all non-adjustable GM style proportioning or combination valves. Designed to replace the warning light switch during the brake bleeding process to lock the low pressure shut valve and allow fast and easy brake system bleeding.

P19842 all GM style valves 9.99 ea

Brake Hoses



1947-91 Brake Hose — 1/2 Ton

All hoses are produced with original style fittings and plated with either a silver finish or gold cadmium finish. These hoses are extra durable and produced using DOT approved brake fluid resistant ribbed hoses.

Front Brake Hoses

1/2 Ton All Models	
FH117 1947-50 LH/RH	20.99 ea
FH118 1951-56 LH/RH	19.99 ea
FH120 1957-59 LH/RH	19.99 ea

1/2 Ton C-Series Pickup

BH34468 1960-66 LH/RH	13.99 ea
BH36539 1967 LH/RH	18.99 ea
BH36592 1968-70 LH/RH	11.99 ea
BH380713 1971-72 LH	28.99 ea
BH380712 1971-72 RH	26.99 ea
BH36760 1973-78 LH	18.99 ea
BH36759 1973-78 RH	17.99 ea
BH38186 1979-80 LH	13.99 ea
BH36855 1979-80 RH	13.99 ea
BH38065 1981-87 LH w/o diesel	13.99 ea
BH38065 1981-87 RH w/o diesel	14.99 ea
BH38186 1981-87 LH diesel	13.99 ea
BH36855 1981-87 RH diesel	13.99 ea

1/2 Ton K-Series Pickup

BH34466 1960-66 LH/RH	46.99 ea
BH380713 1971-72 LH	28.99 ea
BH380712 1971-72 RH	26.99 ea
BH36761 1973-78 LH/RH	19.99 ea
BH36856 1979-80 LH/RH	15.99 ea
BH38059 1981-87 LH	14.99 ea
BH38061 1981-87 RH	13.99 ea

Blazer/Jimmy

BH36592 1970 LH/RH 2WD	11.99 ea
BH36761 1971-78 LH/RH 4WD	19.99 ea
BH36760 1973-78 LH 2WD	18.99 ea
BH36759 1973-78 RH 2WD	17.99 ea
BH36856 1979-80 LH/RH 4WD	15.99 ea
BH36856 1979-80 LH 2WD	15.99 ea
BH38059 1981-91 LH 4WD	13.99 ea
BH38061 1981-91 RH 4WD	13.99 ea

1/2 Ton C-Suburban

BH380713 1971-72 LH	28.99 ea
BH380712 1971-72 RH	26.99 ea
BH36760 1973-78 LH	18.99 ea
BH36759 1973-78 RH	17.99 ea
BH38186 1979-80 LH	13.99 ea
BH38059 1981-87 LH	13.99 ea
BH38066 1981-86 LH w/o diesel	13.99 ea
BH38065 1981-86 RH w/o diesel	14.99 ea

1/2 Ton K-Suburban

BH36761 1974-78 LH/RH	19.99 ea
BH36856 1979-80 LH/RH	15.99 ea
BH38059 1981-86 LH	14.99 ea
BH38061 1981-86 RH	13.99 ea

1/2 Ton R-Suburban

BH38186 1979-81 LH 11" brakes	13.99 ea
BH36855 1987-91 LH 11" brakes	13.99 ea

1/2 Ton V-Suburban

BH38059 1987-91 LH	14.99 ea
BH38061 1987-91 RH	13.99 ea



1960-91 Brake Hose — 3/4 Ton

All hoses are produced with original style fittings and plated with either a silver finish or gold cadmium finish. These hoses are extra durable and produced using DOT approved brake fluid resistant ribbed hoses.

Front Brake Hoses

3/4 Ton C-Series Pickup

BH34468 1960-66 LH/RH	13.99 ea
BH36539 1967 LH/RH	18.99 ea
BH36592 1968-70 LH/RH	11.99 ea
BH36760 1973-78 LH	18.99 ea
BH36759 1973-78 RH	17.99 ea
BH38186 1979-86 LH 11" brakes	13.99 ea
BH36855 1979-86 RH 11" brakes	13.99 ea
BH36954 1979-86 LH 13" brakes	14.99 ea
BH38363 1979-86 RH 13" brakes	13.99 ea

3/4 Ton K-Series Pickup

BH34466 1960-66 LH/RH w/o HD	46.99 ea
BH36760 1973 LH	18.99 ea
BH36759 1973 RH	17.99 ea
BH36761 1974-78 LH/RH	19.99 ea
BH36856 1979-80 LH/RH 11" brakes	15.99 ea
BH36958 1979-80 LH/RH 13" brakes	15.99 ea
BH38059 1981-86 LH 11" brakes	14.99 ea
BH38061 1981-86 RH 11" brakes	13.99 ea
BH38058 1981-86 LH 13" brakes	14.99 ea
BH38060 1981-86 RH 13" brakes	18.99 ea

3/4 Ton R-Series Pickup

BH36954 1987 LH 13" brakes	14.99 ea
BH36853 1987 RH 13" brakes	13.99 ea
BH38186 1987 LH 11" brakes	13.99 ea
BH36855 1987 RH 11" brakes	13.99 ea

3/4 Ton V-Series Pickup

BH38058 1987 LH 13" brakes	14.99 ea
BH38060 1987 RH 13" brakes	18.99 ea
BH38059 1987 LH 11" brakes	14.99 ea
BH38061 1987 RH 11" brakes	13.99 ea

3/4 Ton C-Suburban

BH36760 1973-78 LH	18.99 ea
BH36759 1973-78 RH	17.99 ea
BH38186 1979-86 LH 11" brakes	13.99 ea
BH36855 1979-86 RH 11" brakes	13.99 ea
BH36954 1979-86 LH 13" brakes	14.99 ea
BH38363 1979-86 RH 13" brakes	13.99 ea

3/4 Ton K-Suburban

BH36856 1978 LH/RH	19.99 ea
BH36856 1979-80 LH/RH 11" brakes	15.99 ea
BH36958 1979-80 LH/RH 13" brakes	15.99 ea
BH36958 1981-86 LH	15.99 ea
BH38060 1981-86 RH	18.99 ea

3/4 Ton R-Suburban

BH38186 1987 LH 11" brakes	13.99 ea
BH36855 1987 RH 11" brakes	13.99 ea
BH36954 1987-91 LH 13" brakes	14.99 ea
BH38363 1987-91 RH 13" brakes	13.99 ea

3/4 Ton V-Suburban

BH38058 1987-91 LH	14.99 ea
BH38060 1987-91 RH	18.99 ea



1947-91 Brake Hose — 1/2 Ton

All hoses are produced with original style fittings and plated with either a silver finish or gold cadmium finish. These hoses are extra durable and produced using DOT approved brake fluid resistant ribbed hoses.

Rear Brake Hoses

1/2 Ton All Models

FH117 1947-56 all.....	20.99 ea
FH139 1957-59 18-1/8".....	14.99 ea
FH117 1957-59 17-1/8".....	20.99 ea

1/2 Ton C-Series Pickup

BH33676 1960 LB	24.99 ea
BH36501 1961-66 SB	32.99 ea
BH36502 1963-66 LB	29.99 ea
BH36542 1967	48.99 ea
BH36542 1968-70 w/coil springs	48.99 ea
BH36559 1968-70 BB w/leaf	20.99 ea
BH36564 1968-70 SB w/leaf	12.99 ea
BH36683 1971-72 w/coil springs	45.99 ea
BH36684 1971-72 w/leaf springs	61.99 ea
BH38005 1973	16.99 ea
BH36765 1974-80	12.99 ea
BH36765 1981-86 11" brakes	12.99 ea

1/2 Ton K-Series Pickup

BH25629 1960-66	46.99 ea
BH36564 1967-70	12.99 ea
BH36683 1971-72 w/coil springs	45.99 ea
BH36684 1971-72 w/leaf springs	61.99 ea
BH38005 1973	16.99 ea
BH36765 1974-86	12.99 ea

1/2 Ton RV Series Pickup

BH36765 1987	12.99 ea
--------------	----------

Blazer

BH36542 1970 2WD	48.99 ea
BH36564 1969-70 4WD	12.99 ea
BH36684 1971-72 4WD	61.99 ea
BH38005 1973	16.99 ea
BH36765 1974-86 2WD	12.99 ea
BH36765 1974-91 4WD	12.99 ea

1/2 Ton C/K Suburban

BH36683 1971 w/coil springs	45.99 ea
BH36684 1971-72 w/leaf springs	61.99 ea
BH38005 1973	16.99 ea
BH36765 1974-86 all	12.99 ea

1/2 Ton RV Suburban

BH36765 1987-91	12.99 ea
-----------------	----------



1973-98 Brake Line Brackets

Universal brackets and clips to mount rubber, nylon or stainless steel lines to the suspension or frame. Bolt-on or weld-on for easy installation.

393737 1973-98 4 piece	13.99 set
------------------------	-----------



1947-70 Brake Hose Clip Set

Replace your missing or rusted brake hose clips with these high-quality reproductions.

BH400110 1947-70 4 piece	4.99 set
--------------------------	----------

1 STEERING, SUSPENSION, REAR END & BRAKES

Brake Hoses



1960-91 Brake Hose - 3/4 & 1 Ton

All hoses are produced with original style fittings and plated with either a silver finish or gold cadmium finish. These hoses are extra durable and produced using DOT approved brake fluid resistant ribbed hoses.

Rear Brake Hoses

3/4 Ton C-Series Pickup		24.99 ea
BH33676	1960	24.99 ea
BH36502	1963-66	29.99 ea
BH36559	1967 w/leaf springs	20.99 ea
BH36542	1967 w/coil springs	48.99 ea
BH36559	1968-69 SB w/coils	20.99 ea
BH36564	1968-70 w/leaf springs	12.99 ea
BH36553	1970 133" w.b.	34.99 ea
BH36542	1970 SB w/coils	48.99 ea
BH36559	1970 BB w/leaf	20.99 ea
BH36542	1971 w/coil springs	48.99 ea
BH36684	1971 w/leaf springs	61.99 ea
BH36564	1971-72 133" w.b.	12.99 ea
BH36592	1972 127" w.b.	11.99 ea
BH380005	1973	16.99 ea
BH36765	1974-86	12.99 ea

3/4 Ton K-Series Pickup		46.99 ea
BH25629	1960-66	46.99 ea
BH36564	1968-70	12.99 ea
BH36542	1971 127" w.b.	48.99 ea
BH36684	1971 w/leaf springs	61.99 ea
BH36564	1971-72 133" w.b.	12.99 ea
BH36592	1972 127" w.b.	11.99 ea
BH380005	1973	16.99 ea
BH36765	1974-80	12.99 ea
BH36765	1981-86	2 door cab. 12.99 ea

3/4-1 Ton RV Series Pickup		12.99 ea
BH36765	1987 all	12.99 ea

3/4 Ton C Suburban		61.99 ea
BH36684	1971-72 127" w.b.	61.99 ea
BH36564	1971-72 133" w.b.	12.99 ea
BH380005	1973	16.99 ea
BH36765	1974-86	12.99 ea

3/4 Ton K Suburban		16.99 ea
BH380005	1973	16.99 ea
BH36765	1974-86	12.99 ea
BH38624	1988-91	16.99 ea

3/4 Ton RV Suburban		12.99 ea
BH36765	1987-91	12.99 ea

1 Ton C-Series Pickup		24.99 ea
BH33676	1960-66	24.99 ea
BH36564	1968-72	12.99 ea
BH380005	1973	16.99 ea
BH36765	1974-87 13" brakes	12.99 ea

1 Ton K-Series Pickup		12.99 ea
BH36765	1974-87	12.99 ea
BH38264	1988-89	19.99 ea



1971-91 Brake Hose Banjo Bolt Set

Reproduction single piston caliper brake hose banjo bolt and copper washer set. Features the factory correct 5/8" bolt head. Includes 2 bolts & 4 crush washers.

1253564	1971-78	14.99 set
1253565	1979-91	9.99 set



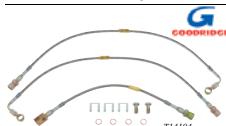
Stainless Steel Braided Flexlines

Wilwood's stainless steel braided Flexline sets are manufactured to high-quality standards and are available in various styles. Sets include all required fittings. Wilwood highly recommends using these high-quality flexlines as replacement for the OE rubber hoses.

14" Flexline Set		69.99 set
2207056	3/8"-24 to 90 degree	69.99 set
22011371	7/16"-20, banjo	80.99 set
2206746	metric set, 10mm-1.0	80.99 set

16" Flexline Set		69.99 set
2207699	3/8"-24 to 90 degree	69.99 set

18" Flexline Set		69.99 set
2208307	3/8"-24 to 90 degree	69.99 set
2206471	7/16"-24 to 45 degree	80.99 set



1981-99 Braided Brake Hose Set - 1/2 Ton

Increased stopping power, better pedal feel, and improved safety are some of the qualities you can expect with stainless steel braided brake hoses. These quality brake lines are subjected to a 9 step quality assurance testing process including pressure testing each line up to 3000 psi. All lines are DOT certified and T.U.V. (Germany) approved. All sets include 3 lines.

1/2 Ton 2WD Pickup		124.99 set
T14107	1981-87 gas, 2" rr shoe	124.99 set
T14104	1981-87 diesel, 2" rr shoe	124.99 set
T14104	1981-87 w/2.75" rr shoe	124.99 set
T14113	1988-96 all	124.99 set
T14127	1997-99 all	124.99 set

1/2 Ton 4WD Pickup		124.99 set
T14122	1981-86 all	124.99 set
T14112	1987-99 all	124.99 set

Blazer/Jimmy		124.99 set
T14122	1981-91 1/2 ton 4WD	124.99 set
T14112	1992-94 1/2 ton 4WD	124.99 set

Yahoe/Yukon/Denali - 2WD		124.99 set
T14113	1995-96 all	124.99 set
T14170	1997-99 all	124.99 set

Yahoe/Yukon/Denali - 4WD		124.99 set
T14112	1995-99 with 10" rr drum	124.99 set
T14115	1995 with 11" rr drum	124.99 set
T14116	1996-99 with 11" rr drum	124.99 set

1/2 Ton 2WD Suburban		124.99 set
T14104	1981-91 all	124.99 set
T14113	1992-96 w/13" rear drum	124.99 set
T14114	1994-99 w/13" rear drum	124.99 set
T14170	1997-99 Chev, w/11" drum	124.99 set
T14127	1997-99 GMC w/11" drum	124.99 set

1/2 Ton 4WD Suburban		124.99 set
T14122	1981-91 all	124.99 set
T14112	1992-96 w/11" rear drum	124.99 set
T14115	1994-95 w/13" rear drum	124.99 set
T14116	1996 w/13" rear drum	124.99 set
T14112	1992-99 gas engine	124.99 set
T14116	1997-99 diesel engine	124.99 set



1981-00 Braided Brake Hose Set - 3/4 & 1 Ton

Increased stopping power, better pedal feel, and improved safety are some of the qualities you can expect with stainless steel braided brake hoses. These quality brake lines are subjected to a 9 step quality assurance testing process including pressure testing each line up to 3000 psi. All lines are DOT certified and T.U.V. (Germany) approved. All sets include 3 lines.

3/4 Ton 2WD Pickup		124.99 set
T14105	1981-86 w/11" rear drum	124.99 set
T14105	1981-86 w/13" rear drum	124.99 set
T14113	1987-96 w/11" rear drum	124.99 set
T14114	1989-00 w/13" rear drum	124.99 set

3/4 Ton 4WD Pickup		124.99 set
T14122	1981-86 w/11" rear drum	124.99 set
T14106	1981-86 w/13" rear drum	124.99 set
T14112	1987-96 w/11" rear drum	124.99 set
T14115	1989-96 w/13" rear drum	124.99 set
T14116	1996-00 Chevrolet	124.99 set
T14117	1996-99 GMC 4WD	124.99 set

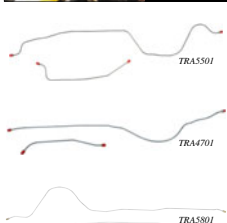
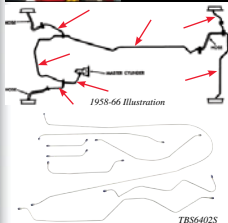
3/4 Ton 2WD Suburban		124.99 set
T14104	1981-87 w/11" rear drum	124.99 set
T14105	1981-91 w/13" rear drum	124.99 set
T14113	1992-93 w/13 x 2.5" shoe	124.99 set
T14114	1992-93 w/13 x 3.5" shoe	124.99 set
T14114	1994-99 w/13" rear drum	124.99 set

3/4 Ton 4WD Suburban		124.99 set
T14122	1981-84 all	124.99 set
T14106	1981-84 w/13" rear drum	124.99 set
T14106	1985-91 all	124.99 set
T14120	1989-93 7200 lb GVW	124.99 set
T14115	1989-93 8600 lb GVW	124.99 set
T14115	1994-95 w/13" rear drum	124.99 set
T14116	1996-99 w/13" rear drum	124.99 set

1 Ton 2WD Pickup		124.99 set
T14108	1981-86 all	124.99 set
T14114	1987-89 all	124.99 set
T14114	1990-96 except dually	124.99 set
T14109	1990-93 dually	124.99 set
T14117	1990-00 dually crew cab	124.99 set

1 Ton 4WD Pickup		124.99 set
T14118	1979-82 crew cab	124.99 set
T14119	1983-86 crew cab	124.99 set
T14115	1987-89 crew cab	124.99 set
T14115	1990-91 crew cab	124.99 set
T14120	1990-91 dually crew cab	124.99 set
T14115	1992-95 crew cab	124.99 set
T14116	1996-00 Chevy crew cab	124.99 set
T14117	1996-99 GMC crew cab	124.99 set

Steel Brake Line Sets



1967-72 Steel Brake Line Set

Classic Industries® offers the highest quality reproduction brake lines. They are available in OEM material or stainless steel. For 1967-72 models Classic Industries® offers these brake line sets separately. All brake lines are CNC precision bent and feature machine double flared ends for an exact, no leak fit. We keep a large inventory on hand for quick delivery!

Note: Shipped double oversize.

1967-72 Front Brake Line Sets

Original Material

1/2-3/4 TON 2WD - Inside the Frame	
TKT6801 1967-70 manual drum	6 pc 102.99 set
TKT6802 1967-70 power drum	6 pc 102.99 set

1/2-3/4 TON 2WD - Outside the Frame	
TKT6901 1969-70 manual drum	6 pc 102.99 set
TKT7002 1969-70 power drum	6 pc 102.99 set

1/2 TON 2WD	
TKT7104 1971-72 manual disc	7 pc 102.99 set
TKT7105 1971-72 power disc	7 pc 91.99 set

1/2 TON 4WD	
TKT7106 1971-72 power disc	7 pc 102.99 set

3/4 TON 2WD	
TKT7107 1971-72 power disc	7 pc 102.99 set

3/4 TON 4WD	
TKT7108 1971-72 power disc	7 pc 102.99 set

Blazer/Jimmy 4WD

TKT7204 1971-72 power disc	7 pc 102.99 set
----------------------------	-----------------

1967-72 Front to Rear Brake Lines

Original Material

1/2 TON 2WD Short Bed	
TIN6801 1967-70 coil springs	1 pc 56.99 ea
TIN7201 1967-72 leaf springs	1 pc 57.99 ea
TIN7102 1971-72 coil springs	1 pc 57.99 ea
TIN7106 1971-72 leaf springs	2 pc 57.99 set

1/2 TON 2WD Long Bed	
TIN6808 1967-72 coil springs	1 pc 56.99 ea
TIN7101 1971-72 leaf springs	2 pc 57.99 set
TIN7103 1971-72 coil springs	2 pc 56.99 set

3/4 TON 2WD Short Bed	
TIN6801 1967-70 coil springs	1 pc 56.99 ea
TIN7102 1971-72 coil springs	1 pc 57.99 ea
TIN7106 1971-72 leaf springs	2 pc 57.99 set

3/4 TON 2WD Long Bed	
TIN7101 1971-72 leaf springs	2 pc 57.99 set

1/2-1 TON 4WD	
TIN7104 1971-72 long bed	1 pc 57.99 ea

Blazer/Jimmy 4WD	
TIN7105 1971-72 Blazer	1 pc 57.99 ea
TIN7204 1971-72 Jimmy	1 pc 57.99 ea

1967-72 Rear Brake Line Sets

Original Material

1/2 TON 2WD	
TRA6801 1967-70 w/coil springs	31.99 ea
TRA7102 1971-72 w/leaf springs	31.99 ea
TRA7105 1971-72 w/coil & aux leaf	31.99 ea
TRA7108 1971-72 short bed, 12 bolt	31.99 ea
TRA7109 1971-72 short bed, 10 bolt	31.99 ea
TRA7106 1971-72 w/H/D axle	31.99 ea

3/4 TON 2WD	
TRA6803 1967-70	31.99 ea
TRA6804 1967-70 Eaton w/coil rear	31.99 ea
TRA7002 1970 Longhorn w/Dana	31.99 ea

1/2-3/4 TON 4WD	
TRA7103 1971-72 standard duty	31.99 ea
TRA7104 1971-72 with Dana	31.99 ea
TRA7234 1972 w/leaf springs	31.99 ea

1947-66 Steel Brake Line Set

Classic Industries® offers the highest quality reproduction brake lines for Chevrolet and GMC truck models. They are available in OEM material for a stock look or stainless steel material which offers a longer life span and custom look! For the 1947-66 models Classic Industries® offers complete brake line sets which include a set of pre-bent front brake lines, front to rear brake lines, and rear axle brake lines. For 1967-87 models Classic Industries® offers these individual brake line sets separately. All brake lines are CNC precision bent and feature machine double flared ends for an exact, no leak fit. We keep a large inventory on hand for quick delivery!

Note: Shipped double oversize.

1947-66 Complete Brake Line Sets

Original Material

Manual Drum Brake

TBS4701 1947-51 short bed	7 pc...	183.99 set
TBS5301 1953 long bed	5 pc...	183.99 set
TBS5401 1954 short bed	6 pc...	183.99 set
TBS5501 1955-56 short bed	8 pc...	183.99 set
TBS5502 1955-56 long bed	8 pc...	183.99 set
TBS5701 1957 short bed	6 pc...	183.99 set
TBS5801 1958-59 short bed	7 pc...	183.99 set
TBS5802 1958-59 long bed	7 pc...	183.99 set

1/2 TON 2WD Manual Drum Brake

TBS6001 1960-63 short bed	8 pc...	183.99 set
TBS6002 1960-63 long bed	8 pc...	183.99 set
TBS6401 1964-66 short bed	8 pc...	183.99 set
TBS6402 1964-66 long bed	8 pc...	183.99 set

1947-66 Complete Brake Line Sets

Stainless Steel

Manual Drum Brake

TBS4701S 1947-51 short bed	7 pc...	215.99 set
TBS5301S 1953 long bed	5 pc...	215.99 set
TBS5401S 1954 short bed	6 pc...	215.99 set
TBS5501S 1955-56 short bed	8 pc...	215.99 set
TBS5502S 1955-56 long bed	8 pc...	215.99 set
TBS5701S 1957 short bed	6 pc...	215.99 set
TBS5801S 1958-59 short bed	7 pc...	215.99 set
TBS5802S 1958-59 long bed	7 pc...	215.99 set

1/2 TON 2WD Manual Drum Brake

TBS6001S 1960-63 short bed	8 pc...	215.99 set
TBS6002S 1960-63 long bed	8 pc...	215.99 set
TBS6401S 1964-66 short bed	8 pc...	215.99 set
TBS6402S 1964-66 long bed	8 pc...	215.99 set

1947-66 Rear Axle Brake Line Set

Classic Industries® offers the highest quality reproduction brake lines. They are available in OEM material or stainless steel. For 1973-87 models Classic Industries® offers these brake line sets separately. All brake lines are CNC precision bent and feature machine double flared ends for an exact, no leak fit. We keep a large inventory on hand for quick delivery!

1947-66 Rear Axle Brake Lines

Original Material

TRA4701 1947-51 standard duty	31.99 ea
TRA5401 1954 standard duty	31.99 ea
TRA5501 1955-57 standard duty	31.99 ea
TRA5801 1958-59 standard duty	31.99 ea
TRA6001 1960-63 standard duty	31.99 ea
TRA6401 1964-66 standard duty	31.99 ea

1947-66 Rear Axle Brake Lines

Stainless Steel	
TRA4701S 1947-51 standard duty	39.99 ea
TRA5401S 1954 standard duty	39.99 ea
TRA5501S 1955-57 standard duty	44.99 ea
TRA5801S 1958-59 standard duty	39.99 ea
TRA6001S 1960-63 standard duty	44.99 ea
TRA6401S 1964-66 standard duty	39.99 ea



Armor Spring Brake Line Shield

Correct shielding used on original brake lines for OEM restorers who want exact originality. Includes enough footage to allow you to replace or install shields on your original or replacement brake lines.

BSA13 3/16" diameter	8 feet.....	22.99 ea
BSA14 1/4" diameter	8 feet.....	22.99 ea

WARNING: Cancer and Reproductive Harm - www.P65Warnings.ca.gov

STEERING, SUSPENSION, REAR END & BRAKES

Steel Brake Line Sets



1967-72 Steel Brake Line Set

Classic Industries® offers the highest quality reproduction brake lines. They are available in OEM material or stainless steel. For 1967-72 models Classic Industries® offers these brake line sets separately. All brake lines are CNC precision bent and feature machine double flared ends for an exact, no leak fit. We keep a large inventory on hand for quick delivery!

Note: Shipped double oversize.

1967-72 Front Brake Line Sets

Stainless Steel

1/2-3/4 Ton 2WD - Inside the Frame
TKT6801S 1967-70 man drum 6 pc 134.99 set
TKT6802S 1967-70 pwr drum 6 pc 134.99 set

1/2-3/4 Ton 2WD - Outside the Frame
TKT6901S 1969-70 man drum 6 pc 134.99 set
TKT7002S 1969-70 pwr drum 6 pc 134.99 set

1/2 Ton 2WD
TKT1704S 1971-72 man disc 7 pc 134.99 set
TKT1705S 1971-72 pwr disc 7 pc 118.99 set

1/2 Ton 4WD
TKT1706S 1971-72 pwr disc 7 pc 134.99 set

3/4 Ton 2WD
TKT1707S 1971-72 pwr disc 7 pc 134.99 set

3/4 Ton 4WD
TKT1706S 1971-72 pwr disc 7 pc 134.99 set

Blazer/Jimmy 4WD
TKT1720AS 1971-72 pwr disc 7 pc 134.99 set

1967-72 Front to Rear Brake Lines -

Stainless Steel

1/2 Ton 2WD Short Bed
TIN6801S 1967-72 coil springs 1 pc 71.99 ea
TIN7201S 1967-72 leaf springs 1 pc 77.99 ea
TIN7102S 1971-72 coil springs 1 pc 77.99 ea
TIN7106S 1971-72 leaf springs 2 pc 77.99 set

1/2 Ton 2WD Long Bed
TIN6808S 1967-72 coil springs 1 pc 71.99 ea
TIN7101S 1971-72 leaf springs 2 pc 77.99 set
TIN7103S 1971-72 coil springs 2 pc 71.99 set

3/4 Ton 2WD Short Bed
TIN6801S 1967-72 coil springs 1 pc 71.99 ea
TIN7102S 1971-72 coil springs 1 pc 77.99 ea
TIN7106S 1971-72 leaf springs 2 pc 77.99 set

3/4 Ton 2WD Long Bed
TIN7101S 1971-72 leaf springs 2 pc 77.99 set

1/2-1 Ton 4WD
TIN7104AS 1971-72 long bed 1 pc 77.99 ea

Blazer/Jimmy 4WD
TIN7105S 1971-72 Blazer 1 pc 77.99 ea
TIN7204AS 1971-72 Jimmy 1 pc 77.99 ea

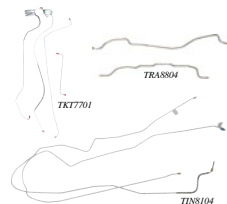
1967-72 Rear Axle Brake Lines -

Stainless Steel

1/2 Ton 2WD
TRA6801S 1967-70 w/coil springs..... 39.99 ea
TRA7102S 1971-72 w/leaf springs..... 39.99 ea
TRA7108S 1971-72 w/coil & aux leaf 44.99 ea
TRA7108S 1971-72 short bed, 12 bolt 44.99 ea
TRA7109S 1971-72 short bed, 10 bolt 39.99 ea
TRA7106S 1971-72 w/HD axle..... 44.99 ea

3/4 Ton 2WD
TRA6803S 1967-70..... 44.99 ea
TRA6804S 1967-70 Eaton w/coil rear 44.99 ea
TRA7002S 1970 Longhorn w/Dana 44.99 ea

1/2-3/4 Ton 4WD
TRA7103S 1971-72 standard duty..... 44.99 ea
TRA7104S 1971-72 with Dana..... 44.99 ea
TRA7234S 1972 w/leaf springs..... 44.99 ea



1973-87 Steel Brake Line Set

Classic Industries® offers the highest quality reproduction brake lines. They are available in OEM material or stainless steel. For 1973-87 models Classic Industries® offers these brake line sets separately. All brake lines are CNC precision bent and feature machine double flared ends for an exact, no leak fit. We keep a large inventory on hand for quick delivery!

Note: Shipped double oversize.

1973-87 Front Brake Line Sets

Original Material

1/2 Ton 2WD
TKT17301 1973-76 power disc 4 pc 102.99 set
TKT7701 1977-80 power disc 4 pc 102.99 set
TKT8101 1981-87 power disc 4 pc 91.99 set

1/2 Ton 4WD
TKT17401 1974-77 4 pc 102.99 set
TKT8004 1978-80 4WD 4 pc 102.99 set
TKT8104 1981-87 power disc 4 pc 91.99 set
TKT8704 1987 JBS system 4 pc 102.99 set

3/4 Ton 2WD
TKT17301 1973-76 power disc 4 pc 102.99 set
TKT8101 1981-87 power disc 4 pc 91.99 set

Blazer/Jimmy 4WD
TKT7703S 1977-80 power disc 4 pc 91.99 set

1973-87 Front to Rear Brake Lines -

Original Material

1/2-3/4 Ton 2WD
TIN7701 1973-80 long bed 2 pc 38.99 set
TIN7702 1973-80 short bed 2 pc 38.99 set
TIN8101 1981-87 short bed 2 pc 51.99 set

1/2-1 Ton 4WD
TIN7401 1974-77 short bed 2 pc 56.99 set
TIN8004 1977-80 long bed 2 pc 51.99 set
TIN8104 1981-87 long bed 2 pc 38.99 set
TIN8601 1981-87 long bed 3 pc 63.99 set

Blazer/Jimmy 4WD
TIN7703S 1977-80 2 pc 38.99 set

Suburban 4WD
TIN8005S 1980 2 pc 51.99 set

1973-87 Rear Axle Brake Lines -

Original Material

1/2 Ton 2WD
TRA7702S 1973-80 standard duty..... 31.99 ea
TRA8101 1981-87 standard duty..... 31.99 ea

3/4-1 Ton 2WD
TRA8103 1981-87 dual rear wheels..... 31.99 ea

1/2-3/4 Ton 4WD
TRA7401 1974-77 standard duty..... 31.99 set
TRA8004 1980 standard duty..... 31.99 pr

3/4 Ton 4WD
TRA8504 1985 31.99 ea

1 Ton
TRA7730S 1977 4WD..... 31.99 pr
TRA7904 1979 2WD..... 31.99 pr

Blazer/Jimmy 4WD
TRA8104 1981-87 31.99 ea



1973-87 Steel Brake Line Set

Classic Industries® offers the highest quality reproduction brake lines. They are available in OEM material or stainless steel. For 1973-87 models Classic Industries® offers these brake line sets separately. All brake lines are CNC precision bent and feature machine double flared ends for an exact, no leak fit. We keep a large inventory on hand for quick delivery!

Note: Shipped double oversize.

1973-87 Front Brake Line Sets

Stainless Steel

1/2 Ton 2WD
TKT17301S 1973-76 power disc 4 pc 134.99 set
TKT7701S 1977-80 power disc 4 pc 134.99 set
TKT8101S 1981-87 power disc 4 pc 118.99 set

1/2 Ton 4WD
TKT17401S 1974-77 4 pc 134.99 set
TKT8004S 1978-80 4WD 4 pc 134.99 set
TKT8104S 1981-87 power disc 4 pc 118.99 set
TKT8704S 1987 JBS system 4 pc 134.99 set

3/4 Ton 2WD
TKT17301S 1973-76 power disc 4 pc 134.99 set
TKT8101S 1981-87 power disc 4 pc 118.99 set

Blazer/Jimmy 4WD
TKT7703S 1977-80 power disc 4 pc 118.99 set

1973-87 Front to Rear Brake Lines -

Stainless Steel

1/2-3/4 Ton 2WD
TIN7701S 1973-80 long bed 2 pc 51.99 set
TIN7702S 1973-80 short bed 2 pc 51.99 set
TIN8101S 1981-87 short bed 2 pc 63.99 set

1/2-1 Ton 4WD
TIN7401S 1974-77 short bed 2 pc 71.99 set
TIN8004S 1977-80 long bed 2 pc 63.99 set
TIN8104S 1981-87 long bed 2 pc 51.99 set
TIN8601S 1981-87 long bed 3 pc 89.99 set

Blazer/Jimmy 4WD
TIN7703S 1977-80 2 pc 51.99 set

Suburban 4WD
TIN8005S 1980 2 pc 63.99 set

1973-87 Rear Axle Brake Lines -

Stainless Steel

1/2 Ton 2WD
TRA7702S 1973-80 standard duty..... 39.99 ea
TRA8101S 1981-87 standard duty..... 39.99 ea

3/4-1 Ton 2WD
TRA8103S 1981-87 dual rear wheels..... 44.99 ea

1/2-3/4 Ton 4WD
TRA7401S 1974-77 standard duty..... 39.99 ea
TRA8004S 1980 standard duty..... 39.99 ea

3/4 Ton 4WD
TRA8504S 1985 44.99 ea

1 Ton
TRA7730S 1977 4WD..... 44.99 ea
TRA7904S 1979 2WD..... 44.99 ea

Blazer/Jimmy 4WD
TRA8104S 1981-87 39.99 ea

Brake Components



1947-50 Brake Return Spring

Brake return springs for 1947-50 1/2 ton pickups.
 472035 1947-50 1/2 ton front..... 5.99 ea
 472035 1947-50 1/2 ton rear..... 5.99 ea



1947-91 Brake Hose Copper Washer Seal

Reproduction brake hose copper washer seal. Sold individually, use as required.

B11283 1947-91 .45" i.d. x .03 thick 99 ea

NEW! **OE** AUTHORIZED



Universal Brake/Fuel Line Clip

Double line push-in service replacement style brake and fuel line retaining clip. Manufactured from spring steel to factory specifications. Tube diameter: 1/4"-3/8", hole diameter required is 9/32". Finished in bright silver zinc.

1380949 universal push-in style..... 3.49 ea

OE AUTHORIZED



Universal Brake Line Clip

Bolt-on style brake line retaining clips for Chevrolet models. Manufactured to factory specifications. Finished in silver zinc.

1253541 OE - 3/16"..... 2.99 ea
 BC110 universal..... 1.99 ea


NEW! **OE** AUTHORIZED



Brake and Fuel Line Clip

Correct clip for attaching brake and fuel lines to the frame on various GM models. These clips are made of galvanized steel and are designed to accept one 3/8" and one 1/4" steel fuel line or one steel brake line. Bolt hole is 3/8", bolt not included. Sold as a set of 7 or as each.

K0094 set of 7..... 17.99 set
 K22163 individual..... 2.99 ea



A9700114

Notched Metal Line Clamps

This new line fastening system will keep your metal lines secure and look great while doing it! Once fastened down with the included hardware, your lines will snap in and out of these clamps for a clean and simple installation. Available in 6 piece sets or in a 56 piece shop assortment. Clamps are made from high strength copolymer/acetel plastic and are heat resistant to 180 degrees F.

Note: *Includes: eighteen - 3/16" clamps, ten - 1/4" clamps, eighteen - 3/8" clamps, ten - 1/2" clamps, and hardware.

6 Piece Sets
 A9700111 3/16"..... 16.99 set
 A9700112 1/4"..... 17.99 set
 A9700113 3/8"..... 19.99 set
 A9700114 1/2"..... 23.99 set

56 Piece Set
 A9700115* all 4 sizes..... 188.99 set

Notched Metal Line Clamps



A9700131



A9700134

Braided Line Clamp Set

Note: Head line fastening system for braided lines. This system will keep your braided lines secure and look great while doing it! Once fastened down with the included hardware, your lines will snap in and out of these clamps for a clean and simple installation. Clamps are made from high strength copolymer/acetel plastic and are heat resistant to 180 degrees. Made in USA.

A9700131 AN-3 or 1/4" line..... 16.99 ea
 A9700132 AN-4 or 7/16" line..... 17.99 ea
 A9700133 AN-6 or 9/16" line..... 21.99 ea
 A9700134 AN-8 or 5/8" line..... 26.99 ea

NEW!



OE

1966-83 Rear Park Brake Cable Connector

Reproduction park brake cable connector for 1966-83 Chevrolet and GMC truck models. Used to join the center and rear section of the park brake cable.

537485 1966-83 rear connector..... 4.49 ea

NEW!



OE

1966-83 Parking Brake Cable Equalizer

Reproduction parking brake cable equalizer for 1966-83 Chevrolet and GMC models. Manufactured in stamped steel and treated for rust resistance.

6256437 1966-83 equalizer..... 9.99 ea

NEW!



1967-72 Parking Brake Cable Bushings

Reproduction intermediate nylon parking brake cable bushing for 1967-72 Chevrolet and GMC truck models. This part installs where the intermediate parking brake cable goes through the frame.

472598 1967-72..... 13.99 pr



A9507801



A9507807

OE


Push Button Parking Brake

The E-Stop is the perfect E-brake for stock or custom vehicles. It not only frees up room on the chassis and in the cab but doubles as an anti-theft device when the button is hidden. It works with any kind of brake system that can accept an E-brake cable. Includes the actuator, the control box with switch and wire connectors. It replaces hand, pedal, or lever brake and mounts conveniently under the vehicle's carriage. The E-Stop® attaches directly to your current E-brake cable and has a micro-computer that regulates the proper amount of pressure to your braking system - it will only pull up to 600 lbs before its locked down. For safety, the brake is inoperable while the ignition is on. Made in USA.

Important: If your brake cables are old, we recommend purchasing Lokar's universal rear parking brake cables. You have a choice of a black housing BC80B or a stainless steel housing BC80. It will make the installation easier and cleaner.

A9507801 standard set..... 519.99 set
 A9507807 replacement controller..... 159.99 ea
 A9507808 replacement actuator..... 449.99 ea

Parking Brake Cables



1951-84 Pickup Parking Brake Cable

Replacement parking brake cables for 1951-84 Chevrolet or GMC pickup models. These will replace rusted or missing cables to properly operate the parking brake.

Short Bed

Front Parking Brake Cables

T70832	1955 ⁺ -59	14.99 ea
T71043	1960-62	15.99 ea
T71063	1963	25.99 ea
CX1983	1964-65	1/2 or 3/4 ton 29.99 ea
CX1984	1966-68	w/o 396 or TH400 39.99 ea
CX1985	1969-72	w/ TH400 31.99 ea

Rear Parking Brake Cables

T70834	1951-55 ⁺	25.99 ea
T70835	1955 ⁺ -59	25.99 ea
T71064	1960-62	22.99 ea
T71066	1963	1/2 ton - 7' 24.99 ea
T71067	1963	1/2 ton - 6' 8" 23.99 ea
T71067	1964-65	1/2 ton 23.99 ea
CX1987	1966-72	1/2 ton w/coils 16.99 ea

Intermediate Cables

T71045	1966-72	13.99 ea
A55610	1969-72	Blazer 2WD 15.99 ea
A556101	1969-72	Blazer 4WD 15.99 ea
A556102	1973-84	Blazer all 15.99 ea

Long Bed

Front Parking Brake Cables

T70833	1955 ⁺ -59	14.99 ea
T71044	1960-62	28.99 ea
T71063	1963	22.99 ea
CX1983	1964-65	1/2 or 3/4 ton 29.99 ea
CX1984	1966-68	w/o 396 or TH400 39.99 ea
CX1986	1969-70	31.99 ea
CX1985	1971-72	without TH400 31.99 ea

Rear Parking Brake Cables

T70834	1951-55 ⁺	25.99 ea
T70835	1955 ⁺ -59	25.99 ea
T71065	1960-62	22.99 ea
T71068	1963-65	1/2 ton 21.99 ea
CX1987	1966-72	1/2 ton w/coils 16.99 ea


Intermediate Cables

T71046	1966-67	11.99 ea
T71046	1968-72	without TH400 11.99 ea



Brake Cable Clip

Replacement of the original clip used to mount the brake cable to the rear section of the under body frame rails. This clip is located on the inside of the frame rail.
 3875092 2.69 ea



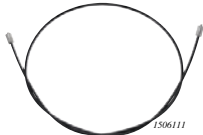
1947-54 "U-Cut-to-Fit" Rear Brake Cable

These are rear brake cables sets that mount on the backing plates on the rear end to the original cross shaft on the chassis for 1947-54 Chevrolet truck models. Designed with a specially extruded liner for extended life of the cable and the stainless cable resists moisture. The design allows the rear end backing plate fittings to be removed without retreating brake cables. These cables also feature two adjustable cable locks and clevis. The set includes two 4 foot outer housings that are "U-Cut-To-Fit" in either stainless steel or black housings.

EC8004	1947-54	stainless steel...	232.99 pr
EC8004B	1947-54	black	180.99 pr



AUTHORIZED



1999-10 Intermediate Parking Brake Cable

Replacement intermediate parking brake cable for 1999-10 Chevrolet and GMC Silverado and Sierra models with 2WD.

Cable Length - 37.5"

Silverado and Sierra 2500 - Standard Cab	15061111	2001-10	96" bed	5.99 ea
--	----------	---------	---------	---------

Silverado and Sierra 2500HD - Standard Cab	15061111	2001-10	96" bed	5.99 ea
--	----------	---------	---------	---------

Silverado and Sierra 3500	15061111	2001-10	96" bed	5.99 ea
---------------------------	----------	---------	---------	---------

Cable Length - 53.875"

Silverado and Sierra 1500 - Crew Cab	15178837	2005-09	68.5" bed	5.99 ea
--------------------------------------	----------	---------	-----------	---------

Silverado and Sierra 1500 - Extended Cab	15178837	2005-09	78" bed	5.99 ea
--	----------	---------	---------	---------

Cable Length - 53.25"

Silverado and Sierra 1500 - Extended Cab	15703309	1999-07	78" bed	7.99 ea
--	----------	---------	---------	---------

Silverado and Sierra 1500 - Crew Cab	15703309	2004-07	68.5" bed	7.99 ea
--------------------------------------	----------	---------	-----------	---------

Cable Length - 55.5"

Silverado and Sierra 2500HD - Standard Cab	15061113	2001-10	96" bed	5.99 ea
--	----------	---------	---------	---------

Silverado and Sierra 3500	15061113	2001-10	96" bed	5.99 ea
---------------------------	----------	---------	---------	---------

Cable Length - 56.14"

Silverado and Sierra 2500HD - Standard Cab	15724962	2001-10	78" bed	5.99 ea
--	----------	---------	---------	---------



AUTHORIZED



15039481 - end details

1999-07 GMT800 1500 Park Brake Cable

Replacement rear parking brake cable for 1999-07 Chevrolet and GMC Silverado and Sierra 1500 models.

Cable Length - 82.75"

Silverado and Sierra 1500 - Standard Cab	15039481	1999-04	LH 96" bed	17.99 ea
--	----------	---------	------------	----------

Silverado and Sierra 1500 - Extended Cab	15039481	1999-07	LH 78" bed	17.99 ea
--	----------	---------	------------	----------

Silverado and Sierra 1500 - Crew Cab	15039481	1999-04	LH 96" bed	17.99 ea
--------------------------------------	----------	---------	------------	----------

Silverado and Sierra 1500 - Crew Cab	15039481	2004-07	LH 68.5" bed	17.99 ea
--------------------------------------	----------	---------	--------------	----------

Cable Length - 110.375"

Silverado and Sierra 1500 - Standard, Extended Cab	15039482	1999-04	RH 96" bed	17.99 ea
--	----------	---------	------------	----------

Silverado and Sierra 1500 - Crew Cab	15039482	1999-04	RH 96" bed	17.99 ea
--------------------------------------	----------	---------	------------	----------

Silverado and Sierra 1500 - Crew Cab	15039482	2004-07	RH 68.5" bed	17.99 ea
--------------------------------------	----------	---------	--------------	----------



AUTHORIZED



2005-07 GMT800 1500 Classic Park Brake Cable

Replacement parking brake cable for 2005-07 Chevrolet and GMC Silverado and Sierra 1500 Classic models.

Cable Length - 68"

Silverado and Sierra 1500	15215322	2005-06	LH all beds	12.99 ea
---------------------------	----------	---------	-------------	----------

Silverado and Sierra 1500 - Standard Cab	15850727	2007	LH 96" bed	12.99 ea
--	----------	------	------------	----------

Silverado and Sierra 1500 - Extended Cab	15850727	2007	LH all beds	12.99 ea
--	----------	------	-------------	----------

Cable Length - 83.25"

Silverado and Sierra 1500 - Crew Cab	15058842	2007	LH 78" bed	12.99 ea
--------------------------------------	----------	------	------------	----------

Cable Length - 110.375"

Silverado and Sierra 1500 - Standard, Extended Cab	15039482	2007	RH 96" bed	17.99 ea
--	----------	------	------------	----------

Silverado and Sierra 1500 - Crew Cab	15039482	2007	RH 68.5" bed	17.99 ea
--------------------------------------	----------	------	--------------	----------

Cable Length - 114.5"

Silverado and Sierra 1500 - Standard Cab	15850728	2007	RH 96" bed	14.99 ea
--	----------	------	------------	----------

Silverado and Sierra 1500 - Extended Cab	15850728	2007	RH 78" bed	14.99 ea
--	----------	------	------------	----------

Silverado and Sierra 1500 - Crew Cab	15850728	2007	RH 78" bed	14.99 ea
--------------------------------------	----------	------	------------	----------

Silverado and Sierra 1500 - Crew Cab	15850728	2007	RH 68.5" bed	14.99 ea
--------------------------------------	----------	------	--------------	----------

STEERING, SUSPENSION, REAR END & BRAKES

Parking Brake Cables

New!

AER AUTHORIZED



2001-06 GMT800 1500HD Parking Brake Cable

Replacement rear parking brake cable for 2001-06 Chevrolet and GMC C/K Silverado and Sierra 1500HD models.

Cable Length - 83.25"

Silverado and Sierra 1500HD - Crew Cab
15058842 2001-06 LH 78" bed.... 12.99 ea

New!

AER AUTHORIZED



2007-13 GMT900 1500 Park Brake Cable

Replacement parking brake cable for 2007-13 Chevrolet and GMC Silverado and Sierra 1500 models.

Cable Length - 68"

Silverado and Sierra 1500 - Standard Cab
15850727 2007-09 LH 96" bed.... 12.99 ea

Silverado and Sierra 1500 - Extended Cab
15850727 2007-09 LH all beds.... 12.99 ea

Cable Length - 75.125"

Silverado and Sierra 1500 - Extended Cab
20848620 2009-13 LH 68.5" bed.... 12.99 ea

Silverado and Sierra 1500 - Extended Cab
20848620 2009-13 LH 78" bed.... 12.99 ea

Cable Length - 88.5"

Silverado and Sierra 1500 - Extended Cab
20848618 2009-13 LH 96" bed.... 12.99 ea

Cable Length - 114.5"

Silverado and Sierra 1500 - Standard Cab
15850728 2007-09 RH 96" bed.... 14.99 ea

Silverado and Sierra 1500 - Extended Cab
15850728 2007-09 RH 78" bed.... 14.99 ea

Silverado and Sierra 1500 - Crew Cab
15850728 2007-09 RH 78" bed.... 14.99 ea

Silverado and Sierra 1500 - Crew Cab
15850728 2007-09 RH 68.5" bed.... 14.99 ea

New!

AER AUTHORIZED



2000-04 Park Brake Cable

OER® Authorized replacement parking brake cable for 2000-04 Chevrolet and GMC Suburban, Tahoe, Yukon, Yukon XL models. Cable Length 58.625".

Cable Length - 58.625"

15087071 2000-04 LH..... 12.99 ea

New!

AER AUTHORIZED



1999-05 GMT800 2500 Park Brake Cable

Replacement rear parking brake cable for 1999-05 Chevrolet and GMC C/K Silverado and Sierra 2500 models.

Cable Length - 82.75"

Silverado and Sierra 2500 - Standard Cab
15039481 1999-04 LH 96" bed.... 17.99 ea

Silverado and Sierra 2500 - Extended Cab
15039481 1999-04 LH 78" bed.... 17.99 ea

Silverado and Sierra 2500 - Extended Cab
15039481 1999-04 LH 96" bed.... 17.99 ea

Silverado and Sierra 2500 - Crew Cab
15039481 2004-04 LH 68.5" bed.... 17.99 ea

Cable Length - 84.25"

Silverado and Sierra 2500 - Standard Cab
15030765 2001-05 LH 96" bed.... 9.99 ea

Silverado and Sierra 2500 - Extended Cab
15030765 2001-05 LH 78" bed.... 9.99 ea

Cable Length - 99.5"

Silverado and Sierra 2500 - Crew Cab
150362946 2001-05 RH all beds.... 12.99 ea

Silverado and Sierra 2500 - Crew Cab
15017169 2001-05 LH 96" bed.... 9.99 ea

New!

AER AUTHORIZED



15816879 - end details

2007 GMT800 2500HD Classic Park Brake Cable

Replacement parking brake cable for 2007 Chevrolet and GMC C/K Silverado and Sierra 2500HD Classic models.

Cable Length - 83.25"

Silverado and Sierra 2500HD - Crew Cab
15058842 2007 LH 78" bed.... 12.99 ea

Cable Length - 84"

Silverado and Sierra 2500HD - Standard Cab
15816879 2007 LH 96" bed.... 12.99 ea

Silverado and Sierra 2500HD - Extended, Crew Cab
15816879 2007 LH 78" bed.... 12.99 ea

Cable Length - 99"

Silverado and Sierra 2500HD - Extended, Crew Cab
15816885 2007 LH 96" bed.... 12.99 ea

Cable Length - 100.25"

Silverado and Sierra 2500HD - Extended, Crew Cab
15816880 2007 RH 96" bed.... 14.99 ea

Cable Length - 110.375"

Silverado and Sierra 2500 - Standard, Extended Cab
15039482 2007 RH 96" bed.... 17.99 ea

New!

AER AUTHORIZED



2001-10 GMT900 2500HD Park Brake Cable

Replacement parking brake cable for 2001-10 Chevrolet and GMC C/K Silverado and Sierra 2500HD models.

Cable Length - 83.25"

Silverado and Sierra 2500HD - Crew Cab
15058842 2001-06 LH 78" bed.... 12.99 ea

Cable Length - 84"

Silverado and Sierra 2500HD - Standard Cab
15816879 2006-09 LH 96" bed.... 12.99 ea

Silverado and Sierra 2500HD - Extended, Crew Cab
15816879 2006-09 LH 78" bed.... 12.99 ea

Silverado and Sierra 2500HD - Crew Cab
15816879 2006-09 LH 78" bed.... 12.99 ea

Cable Length - 84.25"

Silverado and Sierra 2500HD - Standard Cab
15030765 2001-05 LH 96" bed.... 9.99 ea

Silverado and Sierra 2500HD - Extended Cab
15030765 2001-05 LH 78" bed.... 9.99 ea

Cable Length - 99.5"

Silverado and Sierra 2500 - Crew Cab
10362946 2001-05 RH all beds.... 12.99 ea

Cable Length - 99.875"

Silverado and Sierra 2500HD - Extended Cab
15017169 2001-05 LH 96" bed.... 9.99 ea

Cable Length - 100.25"

Silverado and Sierra 2500HD - Extended Cab
15816880 2006-09 RH 96" bed.... 14.99 ea

Silverado and Sierra 2500HD - Crew Cab
15816880 2006-09 RH 96" bed.... 14.99 ea

Cable Length - 102"

Silverado and Sierra 2500HD - Standard, Extended, and Crew Cab
25845508 2009-10 LH all beds.... 14.99 ea

New!

AER AUTHORIZED



2001-06 GMT900 3500 Parking Brake Cable

Replacement rear parking brake cable for 2001-06 Chevrolet and GMC C/K Silverado and Sierra 3500 models.

Cable Length - 99"

Silverado and Sierra 3500 - Extended, Crew Cab
15816885 2006 LH 96" bed.... 12.99 ea

Cable Length - 99.5"

Silverado and Sierra 3500 - Crew Cab
10362946 2001-05 RH all beds.... 12.99 ea

Cable Length - 101.375"

Silverado and Sierra 3500 - Extended, Crew Cab
15762657 2001-05 LH 96" bed.... 12.99 ea

STEERING, SUSPENSION, REAR END & BRAKES

Parking Brake Parts

New!

OE AUTHORIZED



2007 GMT800

3500 Classic Parking Brake Cable

Replacement parking brake cable for 2007 Chevrolet and GMC C/K Silverado and Sierra 3500 Classic models.

Cable Length - 99"

Silverado and Sierra 3500 - Extended, Crew Cab
 15816885 2007 LH 96" bed..... 12.99 ea

New!

OE AUTHORIZED



2009-10 GMT900

3500HD Park Brake Cable

Replacement parking brake cable for 2009-10 Chevrolet and GMC C/K Silverado and Sierra 3500HD models.

Cable Length - 102"

Silverado and Sierra 3500HD -
 Standard, Extended, and Crew Cab
 25845508 2009-10 LH..... 14.99 ea


New!



Parking Brake Cable Set

This universal park brake cable set includes cut-to-fit cables and hardware to hook up your parking brakes. Will work with rear disc conversions or drum brakes. These cables feature a simple cut-to-length design and includes the clevis for easy installation. Features black sleeves to ensure to blend in with practically any custom brake conversion.

EBC90356 black housing..... 59.99 set



USA

Under Dash Parking Brake Cable

Lokar connector cables are designed to mount directly to the under the dash foot operated brake and connect with the Lokar universal brake cables. These are "U-Cut-To-Fit" 6 foot long cables that are available with either a black or stainless steel housing.

Note: Use with Lokar universal rear parking brake cables.

EC8001 stainless steel housing..... 205.99 ea
 EC8001B black housing..... 139.99 ea



Parking Brake Cable

These cables will complete the installation of your Wilwood parking brake set. These cable sets are compatible with all of Wilwood's internal drum parking brake sets including the Dynalite and Superlite Kits. This cable will connect Wilwood's parking brake mechanism to your vehicle's OE equalizer assembly. The cables are simple to install and adjust and the cable housing's black finish disappears under the vehicle for a clean looking undercarriage.

3309371 cable with clevis..... 159.99 set

New!



Parking Brake Cable Set

Universal emergency brake cable kit. With a 108" total length, you can cut-to-fit any application with ease. This hassle-free kit is designed for use with either pull handle or foot brake and includes all necessary hardware for a simple installation.

UNIVEBC black housing..... 100.99 set



USA

Universal Rear Parking Brake Cable

Lokar universal rear brake cables are designed to work with the Lokar Under dash foot operated brake cables. The outer housing is designed with a specially extruded liner for extended life of the cable, and the stainless cable resists moisture. Features adjustable cable lock and clevis and come complete with two 8" cut-to-fit housings, cables, cable bracket and spacers. Available with either a black or stainless steel housing.

Note: Wilwood style cables include two clevises.

Drum Rear Brakes
 EC800 stainless steel housing..... 333.99 ea
 EC800B black housing..... 232.99 ea

Wilwood Style Rear Disc Brakes
 EC81 stainless steel housing..... 333.99 ea
 EC81B black housing..... 232.99 ea



1947-55^{1st} Park Brake Control Rod

Reproduction park brake control rod for 1947-55 Chevrolet/GMC truck 1/2 ton models. This rod runs from the emergency brake pedal, under the cab and connects to the pivot bar at the frame. Each reproduction rod set includes a carbon steel rod, spring, fasteners, and steel yolk.

14201 1947-55^{1st}..... 130.99 set

OE AUTHORIZED



1967-72 Park Brake Cable Guide Set

Reproduction parking brake cable guides which install onto the floorboard of the 1967-72 Chevrolet and GMC truck models. Manufactured in steel. 6 piece set. T70885 1967-72..... 26.99 set

New!

OE AUTHORIZED



Replacement parking brake cable and handle for 1999-07 Chevrolet and GMC truck and SUV models. Each cable includes a brand new release handle for a convenient bolt-in installation.

Note: Will not fit 2001-04 Silverado/Sierra 2500 models with 2" body lift.

15226271 1999-07 bolt-in..... 14.99 ea

15226271 1999-07 bolt-in..... 14.99 ea

15226271 1999-07 bolt-in..... 14.99 ea

15226271 1999-07 bolt-in..... 14.99 ea

15226271 1999-07 bolt-in..... 14.99 ea

15226271 1999-07 bolt-in..... 14.99 ea

15226271 1999-07 bolt-in..... 14.99 ea

15226271 1999-07 bolt-in..... 14.99 ea

15226271 1999-07 bolt-in..... 14.99 ea

15226271 1999-07 bolt-in..... 14.99 ea

15226271 1999-07 bolt-in..... 14.99 ea

15226271 1999-07 bolt-in..... 14.99 ea

15226271 1999-07 bolt-in..... 14.99 ea

15226271 1999-07 bolt-in..... 14.99 ea

15226271 1999-07 bolt-in..... 14.99 ea

15226271 1999-07 bolt-in..... 14.99 ea

15226271 1999-07 bolt-in..... 14.99 ea

15226271 1999-07 bolt-in..... 14.99 ea

15226271 1999-07 bolt-in..... 14.99 ea

15226271 1999-07 bolt-in..... 14.99 ea

15226271 1999-07 bolt-in..... 14.99 ea

15226271 1999-07 bolt-in..... 14.99 ea

15226271 1999-07 bolt-in..... 14.99 ea

15226271 1999-07 bolt-in..... 14.99 ea

15226271 1999-07 bolt-in..... 14.99 ea

15226271 1999-07 bolt-in..... 14.99 ea

15226271 1999-07 bolt-in..... 14.99 ea

15226271 1999-07 bolt-in..... 14.99 ea

15226271 1999-07 bolt-in..... 14.99 ea

15226271 1999-07 bolt-in..... 14.99 ea

15226271 1999-07 bolt-in..... 14.99 ea

15226271 1999-07 bolt-in..... 14.99 ea

15226271 1999-07 bolt-in..... 14.99 ea

15226271 1999-07 bolt-in..... 14.99 ea

15226271 1999-07 bolt-in..... 14.99 ea

15226271 1999-07 bolt-in..... 14.99 ea

15226271 1999-07 bolt-in..... 14.99 ea

15226271 1999-07 bolt-in..... 14.99 ea

Y44210 17.99 ea

Y44220 21.99 ea

Y44220 21.99 ea

Emergency Brake Cable Release Pliers

These pliers can be used on many domestic vehicles with an emergency brake cables at the rear wheels. Works on drum brake and disc applications, quick and easily pushes the emergency brake cable out the spring/connector for service or replacement.

Y44210 17.99 ea


Y44220 21.99 ea

Y44220 21.99 ea

Y44220 21.99 ea

Parking Brake Parts



1947-55 Parking Brake Knob 
 Reproduction chrome emergency brake release handle for all 1947-55 truck models. Manufactured with correct lettering and color.


CX1088	1947-51	11.99 ea
CX1089	1954-55 sm	8.99 ea



1969-72 Parking Brake Release Handle 
 Reproduction truck parking brake release handles for 1969-72 GM truck models. Manufactured to factory specifications and features the correct brake release lettering. All handles will install on your original shaft.


3893179	1969-72	black	8.99 ea
3893178	1969-72	chrome	11.99 ea



1995-02 Parking Brake Release Handle 
 Reproduction truck parking brake release handle for 1995-02 GMT400 truck models. Manufactured to factory specifications and features the correct brake release lettering.

<i>Blazer and Jimmy</i>	15909798	1995-96	6.99 ea
<i>CK and Suburban</i>	15909798	1995-00	6.99 ea
<i>Tahoe and Yukon</i>	15909798	1995-02	6.99 ea



1969-87 Billet Parking Brake Release Handle 
 All American Billet emergency brake release handles for various 1969-87 Chevrolet and GMC models. These pulls are precision machined from 6061-T6 billet aluminum and are available in machined, polished, or black anodized finishes.

AB687411	1969-74	machined	18.99 ea
AB687411B	1969-74	black	25.99 ea
AB687411P	1969-74	polished	25.99 ea
AB687411S	1969-74	Silverline	29.99 ea
AB738711	1975-87	machined	18.99 ea
AB738711B	1975-87	black	25.99 ea
AB738711P	1975-87	polished	25.99 ea
AB738711S	1975-87	Silverline	29.99 ea



1947-59 Park Brake Seal 
 Reproduction floor mount park brake seal for 1947-59 truck models.

PB485	1948-55 sm	11.99 set
CX1221	1947-59	4.99 ea
J1162	1947-59	OE style..... 10.99 ea




1955-59 Park Brake Felt Firewall Seal 
 Reproduction park brake felt firewall seal for 1955-59 models.

J1138	1955 sm -59	1.99 ea
-------	------------------------	---------



1947-55 Park Brake Release Rod Grommet 
 Reproduction park brake release rod grommet for 1947-55 models. This will help keep the release rod rattle to a minimum.

CX1098	1947-55 sm	1.99 ea
--------	-----------------------	---------



1967-72 Park Brake Cable Grommet 
 Reproduction park brake cable grommet for 1967-72 truck models.

J1140	1967-72	2.99 ea
-------	---------	---------



1969-72 Park Brake Release Grommet 
 OER® reproduction of the park brake release rod grommet. A necessary component when repairing or replacing the park brake assembly. Manufactured to exact factory specifications using injection molded plastic as original. This grommet installs into the park brake assembly housing and the park brake pull rod slides through it. One required per truck.

3945592	1969-72	except dually	5.69 ea
---------	---------	---------------	---------



1967-68 Parking Brake Cover 
 Reproduction parking brake cover for 1967-68 pickup models. This stamped steel, black EDP coated plate mounts under the dash to shield the parking brake lever pivot mechanism.


T70900	1967-68	19.99 ea
--------	---------	----------



1947-55 Park Brake Clevis Pins 
 Reproduction parking brake clevis pins for 1947-55 truck models.


J1139	1947-55 sm	2.99 pr
-------	-----------------------	---------



1947-55 Park Brake Backing Plate Gaskets 
 Reproduction park brake backing plate gaskets for 1947-55 models.


J1137	1947-55 sm	3.99 pr
-------	-----------------------	---------



1947-59 Park Brake Cable Boot 
 Replacement rubber boot for the emergency brake cable for use with all 1947-59 pickup models.

472597	1947-59	2.99 ea
--------	---------	---------



1948-54 Parking Brake Boot 
 Excellent reproduction of the emergency brake rubber boot and mounting plate used to seal the foot operated lever to the floor. This reproduction will replace the original exactly. Rubber boot and mounting plate sold separately.

CX1081	1948-54	rubber boot	7.99 ea
CX1082	1948-54	mounting plate	8.99 ea



1934-59 Hand Brake Floor Seal 
 Custom aftermarket hand brake rubber boot designed for 1934-59 Chevrolet and GMC truck models. Each rubber boot is manufactured in EPDM rubber. Boots were not originally used on GM early trucks, however this is a nice upgrade at the base of the hand lever. Cut off top of boot to enlarge hole as needed.

J1161	1934-59	10.99 ea
-------	---------	----------

STEERING, SUSPENSION, REAR END & BRAKES

Brake Tools



Brake System Power Bleeder

This is a simple, one person operation with no external power source needed. Includes a precision pressure gauge for safe operation and you can flush the entire hydraulic system without frequently refilling the reservoir. This unit features a large reservoir that holds up to 2 quarts of brake fluid. Complete system includes reservoir with gauge, hoses, fittings, instructions as well as two adapters that will fit most GM master cylinders.

- Bleeder**
 14227 bleeder with universal adapters 99.99 ea
1958-62 Adapter
 1102 for threaded master cylinder..... 44.99 ea
1992-96 Adapter
 1108 for plastic twist-lock cap..... 29.99 ea



Mityvac Brake Bleeder

The Mityvac Brake Bleeding set can be used on virtually all hydraulic systems including most ABS systems. It's a rugged, low cost professional tool which enables one person to efficiently bleed brakes, clutches, or other hydraulic systems. Choose from our sturdy polymer plastic bleeder, designed for occasional use, or step up to the heavy-duty model designed for the professional mechanic.

- 04000 "professional" model..... 139.99 set
 06820 "do-it-yourselfer" model..... 61.99 set



One Man Brake Bleeder

Loosen the bleeder screw and fill with brake fluid. Pump the brakes until the hose is free of bubbles. Everything is included to quickly bleed brakes with no mess. Plastic bottle collects discharged fluids. Complete instructions included.

- Y19200 10.99 set



Brake Bleeder Wrench

These will ensure that you don't strip the bleeder nuts on your calipers or cylinders. Check size before ordering.

- Y10950 1/4" x 3/8"..... 10.99 ea
 Y10900 5/16" x 3/8"..... 8.99 ea



Brake Adjustment Tool

Speed up star wheel adjusting on drum brakes by simply inserting the tool through the slot in drum backing plate. A different angle at each end adapts to many various models.

- Y50700 4.99 ea



Brake Spring Removal Tool

The standard tool will remove springs that are set over a post. The heavy-duty brake spring tool will remove springs installed through a hole.

- Y46750 standard tool..... 14.99 ea
 Y44800 heavy-duty (lg. brake springs)... 13.99 ea



Brake Spring Pliers

Removes and installs shock return springs on most drum brakes. Socket end removes spring from anchor stud. Notched end installs spring on anchor. Pliers remove and install the return spring to outside of brake shoe.

- X298 24.99 ea



Brake Cylinder Hone

Special abrasive pads polish the cylinder without cutting. Controlled pressure, three abrasives, and flexible driver give good stability and speed. Stones are 1" long. Range 1-1/2" to 3-1/8".

- Y10400 hone..... 25.99 ea
 Y10490 set of replacement abrasives..... 6.99 set



This unique tool makes changing disc brake pads easy. The tool compresses the disc brake piston for easy installation of pads.

- Y24400 10.99 ea



Speedy Brake Pad Spreader

The pistol grip ratcheting action and the fast acting plunger compress disc brake pistons in seconds. This makes brake pad replacement a snap.

- Y24300 single piston pad spreader 49.99 ea
 Y25750 dual piston pad spreader 64.99 ea



Double Flaring Tool Set

If your brake or fuel lines need to be flared, this is the right tool for you. This set allows the user to make single or double SAE flares to exact dimensions. Great item to keep in your tool box.

- Y13110 41.99 set



Tubing Bender

This tool make bends easy without the tube collapsing. Tube benders can be used for bending copper or steel tubing such as brake, fuel, transmission cooler, or power steering lines.

- V025700 5/16" and 3/8" lines..... 59.99 ea

Brake Fluid

Willwood offers two grades of high-performance brake fluid. Hi-Temp® 570 for severe heat. EXP 600 Plus for extreme performance under the high heat of professional motor sports. Always add new fluid to a clean system. Sold by the case.



- EXP 600 Plus - 626° Boiling Point
 2908478 six 16.9 oz bottles..... 136.99 ea
 Hi-Temp 570 - 570° Boiling Point
 2902210 six 12 oz bottles..... 75.99 ea

High-Performance Brake Fluid

StopTech High Performance Brake Fluid meets and exceeds current DOT 4 Federal Motor Vehicle Safety Standards. High-Performance DOT 4 Brake Fluid is compatible with modern ABS and stability systems. It mixes with all DOT 3 and 4 products. Choose from street or racing formulations. Sold in durable 500ML metal containers.

- CB2560 street formula..... 23.99 ea
 CB2566 racing formula..... 39.99 ea



Brake And Parts Cleaner

This powerful Brake And Parts cleaner quickly cuts through grease and grime, but it does not leave an oily film. This fast drying formula gets the job done while using less spray compared to watered down cleaners. Non-chlorinated.

- JG1210 14 oz. can..... 5.99 ea
 JG1121 12 - 14 oz. cans. 71.99 ea



Disc Brake Rotors



Slotted
 to move gas and
 heat away from the
 braking surface.

CB2082CL

1971-91 Sport Rotor Slotted

Sport Slot rotors are given a cryogenic treatment. Deep cryogenic treatment is a one-time process that permanently improves the performance and service life of metal components. Sport Slot Rotors feature a signature "short slot" design, which improves performance by wiping away the debris of used friction material that otherwise accumulates between the rotor and pad. This keeps fresh pad material exposed to the rotor surface and helps prevent pad glazing.

Note: 12" rotor actual measurement is 11.85".

1/2 Ton C-Series Pickup/Suburban


CB2082CL	1971-80	LH	12" x 1.25"	204.99 ea
CB2082CR	1971-80	RH	12" x 1.25"	204.99 ea
CB2082CL	1981-86	LH	12" x 1"	193.99 ea
CB2082CR	1981-86	RH	12" x 1"	193.99 ea
CB2082CL	1981-87	LH	12" x 1.25"	204.99 ea
CB2082CR	1981-87	RH	12" x 1.25"	204.99 ea

1/2 Ton R-Series Suburban

CB2089CL	1987	LH	12" x 1"	193.99 ea
CB2089CR	1987	RH	12" x 1"	193.99 ea
CB2089CL	1987-91	LH	12" x 1.25"	204.99 ea
CB2089CR	1987-91	RH	12" x 1.25"	204.99 ea

Blazer/Jimmy, 2WD

CB2082CL	1971-84	LH	12" x 1.25"	204.99 ea
CB2082CR	1971-84	RH	12" x 1.25"	204.99 ea



CB2082DL

1971-91 Sport Rotor

Performance wheels and tires are best complemented with direct replacement drilled/slotted rotors. Designed to resist cracking under stress, prevent glazing of the pads, add bite, and improve wet and dry braking performance. Each rotor is produced from a high-quality casting and finished in a durable corrosion resistant coating.

Note: 12" rotor actual measurement is 11.85".

1/2 Ton C-Series Pickup/Suburban

CB2082DL	1971-80	LH	12" x 1.25"	193.99 ea
CB2082DR	1971-80	RH	12" x 1.25"	193.99 ea
CB2089DL	1981-86	LH	12" x 1"	181.99 ea
CB2089DR	1981-86	RH	12" x 1"	181.99 ea
CB2082DL	1981-87	LH	12" x 1.25"	193.99 ea
CB2082DR	1981-87	RH	12" x 1.25"	193.99 ea

1/2 Ton K-Series Pickup

CB2086DL	1971-86	LH	12" x 1.25"	223.99 ea
CB2086DR	1971-86	RH	12" x 1.25"	223.99 ea

1/2 Ton R-Series Suburban

CB2089DL	1987	LH	12" x 1"	181.99 ea
CB2089DR	1987	RH	12" x 1"	181.99 ea
CB2089DL	1987-91	LH	12" x 1.25"	193.99 ea
CB2089DR	1987-91	RH	12" x 1.25"	193.99 ea

Blazer/Jimmy - 2WD

CB2082DL	1971-84	LH	12" x 1.25"	193.99 ea
CB2082DR	1971-84	RH	12" x 1.25"	193.99 ea

1971-91 Front Brake Rotor

These brake rotors feature machined non-friction surfaces for better balancing, creating a cleaner, more finished looking rotor to provide better stopping power, especially in repeated stopping situations. Each rotor is straddle cut and features a double disc ground finish to virtually eliminate run out disc thickness variation. This also produces a non-directional finish for better pad and rotor break-in.

Note: 12" rotor actual measurement is 11.85".

1/2 Ton C-Series Pickup/Suburban

CB2082A	1971-80	12" x 1.25"	68.99 ea
CB2088A	1981-87	12" x 1.25"	68.99 ea
CB2089A	1981-87	12" x 1"	74.99 ea

1/2 Ton K-Series Pickup/Suburban

SP706528	1971-77	splined hub	347.99 ea
CB2086A	1971-86	12" x 1.25"	44.99 ea

1/2 Ton R-Series Suburban

CB2089A	1987	12" x 1"	74.99 ea
CB2082A	1987-91	12" x 1.25"	68.99 ea

1/2 Ton V-Series Suburban

CB2086A	1987-91	12" x 1.25"	44.99 ea
---------	---------	-------------	----------

3/4 Ton K-Series Pickup

CB2084A	1971-86	12.5"	46.99 ea
---------	---------	-------	----------

3/4 Ton V-Series Pickup

CB2084A	1987	12.5"	46.99 ea
---------	------	-------	----------

3/4 Ton K-Series Suburban

CB2084A	1971-86	12.5"	46.99 ea
---------	---------	-------	----------

3/4 Ton V-Series Suburban

CB2084A	1987-91	12.5"	46.99 ea
---------	---------	-------	----------

Blazer Full Size

SP706528	1971-77	4WD, drive hub	347.99 ea
CB2082A	1971-84	12" x 1.25" - 2WD	68.99 ea
CB2086A	1971-91	12" x 1.25" - 4WD	44.99 ea



1963-70 Conversion Brake Rotor

Upgrade and keep your 6 lug bolt pattern on 1963-70 GM 2 wheel drive truck models when converting your front drums to disc brakes. This front 12" brake rotor is designed to fit factory height, or drop disc type spindles. Features 6 x 5-1/2" bolt pattern with 7/16"-20 wheel studs, and 1-1/4" thick brake surface.

Important: Will not work with factory drum brake style wheels.


PB1091	1963-70	LH or RH	65.99 ea
--------	---------	----------	----------



1971-91 Disc Brake Backing Plates

Replacement front disc brake backing plates for 1971-86 C/K and 1987-91 R/V 1/2 ton 2 wheel drive models. These backing plates will help to keep road debris away from your calipers and rotors.

K473	1971-91	LH and RH	65.99 pr
------	---------	-----------	----------



front view

Universal Front Caliper Set

Brand new reproduction (not rebuilt) brake caliper that was factory-installed for many years on a wide variety of GM mid-size vehicles. This caliper will fit any bracket/spindle designed for the large GM calipers with the 7" mount width. Features include a 7/16"-20 inlet so you can use the readily available brake hoses and hardware from Pre-1978 GM midsize models. Supplied without brake pads so you can select the pad type of your choice. Sold as a pair.

Note: Depending on the spindle and rotor size it will not fit most applications running 14" wheels, nor will it fit on most 15" drum brake wheel applications.

154897	front	137.99 pr
--------	-------	-----------



Universal Front Caliper Set

Reproduction single piston metric calipers like those that were standard equipment on 1978-88 GM mid-size vehicles. Features a 2.375" single piston, shielded bottom inlet, and 5-1/2" mounting bolt spacing. The compact size will save 3-1/2 lbs. per side compared to mid-size 1969-77 calipers that are often used in performance brake conversions. IMCA approved. No core charge required since these are brand new units. Sold in pairs.

Note: Does not include brake pads, slider bolts, or bushings.

154902	front	119.99 pr
--------	-------	-----------



RC4343

RC4344

Universal Rear Disc Conversion Caliper

Replacement brake calipers are a perfect fit and a sure stop for an OE replacement caliper. Installation is easy thanks to quality workmanship and OE Design. Includes hardware and organic pads. For use with non-staggered shock brake kits only. Hardware is included.

RC4343	LH	black	210.99 ea
RC4344	RH	black	210.99 ea

Disc Brake Calipers



1971-78 Front Disc Brake Caliper

These premium loaded calipers are built to be consistent with Federal Safety Standards for quality, performance and safety. These loaded calipers include disc brake pads to provide the braking performance you need.

1/2 Ton C-Pickup			
RC4213	1971-78	RH for 1.25" rotor	124.99 ea
1/2 Ton K-Pickup			
RC4071	1971-78	RH.....	125.99 ea
Blazer			
RC4071	1971-78	RH - 4WD.....	125.99 ea
RC4213	1971-78	RH - 2WD.....	124.99 ea
1/2 Ton C-Suburban			
RC4213	1971-78	RH for 1.25" rotor	124.99 ea
1/2 Ton K-Suburban			
RC4071	1971-78	RH.....	125.99 ea
3/4 Ton C-Pickup			
RC4213	1971-86	RH for 1.25" rotor	124.99 ea
RC4071	1971-78	RH.....	125.99 ea
3/4 Ton C-Suburban			
RC4213	1971-78	RH for 1.25" rotor	124.99 ea
RC4071	1971-78	RH.....	125.99 ea



1979-91 Brake Bleeder Valve

Bleeder valves should be replaced whenever rebuilding your brakes. After years of use your original bleeder screws may become clogged or stripped.

D91161	1979-91	10mm x 1.5.....	7.99 ea
--------	---------	-----------------	---------

LOWSELL



1964-78 Speed Bleeder Screws - 3/8" x 20

Now you can bleed your hydraulic braking system quickly and easily by yourself. Speed bleeders simply replace your original bleeder screws at each wheel cylinder or caliper. The patented, spring loaded check valve in each speed bleeder lets you open the bleeder once, and leave it open until you've finished bleeding that wheel. Sold in pairs.

1/2-3/4 Ton			
2208E	1964-78	front.....	18.99 pr
2208E	1964-72	rear.....	18.99 pr



1971-91 D52 Front Caliper Upgrade Set


Wilwood's D52 front caliper set is a direct bolt-on 2 piston replacement for the factory original single calipers on many 1971-91 truck models. Forged billet aluminum bodies, stainless steel pistons, and competition style high-temperature seals put an end to the rust, bore pitting, and seal failures that plague the OE caliper design. D52 calipers mount in the stock location over stock rotors, use the original style OE D52 brake pads and an OE 7/16"-20 banjo bolt brake line mounting. Set contain Wilwood's hardened slide pins and BP-10 high friction pads.

1/2 Ton with 1" Rotors			
14011291	1981-87	gray anodized	440.99 set
14011291BK	1981-87	black coated.....	440.99 set
14011291R	1981-87	red coated.....	440.99 set

C/K 10 and C/K 20 with 1-1/4" Rotors			
14011290	1971-86	gray anodized	440.99 set
14011290BK	1971-86	black coated.....	440.99 set
14011290R	1971-86	red coated.....	440.99 set

R/V 10 and R/V 20 with 1-1/4" Rotors			
14011290	1987-91	gray anodized	440.99 set
14011290BK	1987-91	black coated.....	440.99 set
14011290R	1987-91	red coated.....	440.99 set

C30 with 1-1/4" Rotors			
14011290	1971-78	gray anodized	440.99 set
14011290BK	1971-78	black coated.....	440.99 set
14011290R	1971-78	red coated.....	440.99 set



Brake Caliper/Brake Drum Paint System

Available in 11 colors, this system is the most complete brake caliper paint set available with brush-on application, high gloss finish, and the heat resistance of up to 950 degrees F! Includes: two component paint system, caliper cleaner, brush and mixing stick. Seals and protects from oils and corrosion. Choose from red, yellow, blue, silver, black, purple, green, white, gold, orange, or pink. Contains enough paint for 4 large calipers or 2 brake drums.

G22160	specify color.....	84.99 set
--------	--------------------	-----------



1971-91 Disc Brake Caliper Rebuild Set

Each rebuild set includes all seals necessary to make your calipers functional. Seals only, no pistons. One rebuild set will repair one caliper.

1/2 Ton Truck			
CB2567	1971-87	all.....	4.99 set

1/2 Ton Suburban, Blazer			
CB2567	1971-91	all.....	4.99 set

3/4 Ton Truck			
CB2567	1971-87	all.....	4.99 set

CB2567	1979-91	2WD - 3-3/32" bore	4.99 set
WK1314	1979-87	4WD - 3-3/32" bore	4.99 set

3/4 Ton Suburban			
CB2567	1971-87	4WD.....	4.99 set

CB2567	1971-87	2WD.....	4.99 set
WK1314	1979-91	4WD - 3-3/32" bore.....	4.99 set

1 Ton Truck			
CB2567	1972-78	2WD.....	4.99 set

WK806	1974-91	2WD - 3-3/8" bore.....	3.99 set
WK806	1977-91	4WD - 3-3/8" bore.....	3.99 set

WK1314	1979-85	2WD - 3-3/32" bore.....	4.99 set
--------	---------	-------------------------	----------



1971-91 Caliper Mounting Bolts

The caliper bolt allows the caliper assembly to float. Worn or damaged bolts can be noisy and dangerous. Sold in pairs. 2 pairs required per vehicle.

Note: Fits 1971-86 C/K, 1987-91 R/V, 1973-91 Blazer/Jimmy and Suburban models.

H5004	1971-91	1/2-3/4 ton.....	5.99 pr
-------	---------	------------------	---------



Bleeder Screw Dust Caps

These dust caps are installed in seconds on your brake bleeder screws to keep road debris and the elements from plugging the orifice.

KW561	4.99 pr
-------	-------	---------



1971-91 Caliper Bolt Rubber Bushing

Along with the caliper bolt and sleeve there is a bushing which can be the cause of quite a lot of noise if its worn or missing. Sold individually.

Note: Fits 1971-86 C/K, 1987-91 R/V, 1973-91 Blazer/Jimmy and Suburban models.

D9402	1971-91	outer.....	2.99 ea
D91001	1971-91	inner.....	6.99 ea

1971-91 Caliper Bolt Sleeves

The caliper bolt allows the caliper assembly to float. Worn or damaged sleeves and bolts can be noisy and dangerous. Sold in pairs. 2 pairs required per vehicle.

Note: Fits 1971-86 C/K, 1987-91 R/V, 1973-91 Blazer/Jimmy and Suburban models.

D9405	1971-91	1/2-3/4 ton.....	3.99 pr
-------	---------	------------------	---------

STEERING, SUSPENSION, REAR END & BRAKES

Brake Pads



1971-91 Ceramic Disc Brake Pads

Ceramic disc brake pads are an exclusive blend of ceramic ingredients that provide quiet, clean braking with increased stopping power and safety. Post Quiet ceramic pads are designed for today's drivers who want ultra quiet braking, ultra low dust, and exceptional durability.

Front Pads	
1/2 Ton C/K Pickup/Suburban	
CB2299C 1971-87	38.99 set
1/2 Ton R/V Series Suburban	
CB2299C 1987-91	38.99 set
Blazer/Jimmy	
CB2299C 1971-91	38.99 set
3/4 Ton C/K Series Pickup and Suburban	
CB2299C 1971-78	38.99 set
1 Ton C-Series Pickup	
CB2299C 1971-78	38.99 set



1971-91 Disc Brake Pads

Semi-metallic brake pads are manufactured using the same methods as OE suppliers to assure consistent friction material density throughout the pad. This results in even wear and performance throughout the life of the brake pad. They are scorched to remove impurities in the friction compound and prepare the brake pad to bite right out of the box.

Front Pads	
1/2 Ton C/K Series Pickup/Suburban	
CB2299A 1971-87	30.99 set
1/2 Ton R/V Series Suburban	
CB2299A 1987-91	30.99 set
Blazer/Jimmy	
CB2299A 1971-91	30.99 set
3/4 Ton C-Series Pickup	
CB2299A 1971-86	30.99 set
CB2284A 1979-86	13" brakes..... 41.99 set
3/4 Ton K-Series Pickup	
CB2299A 1971-86	30.99 set
CB2284A 1979-86	13" brakes..... 41.99 set
3/4 Ton R/V Series Pickup	
CB2299A 1987-88	30.99 set
CB2284A 1987-88	13" brakes..... 41.99 set
3/4 Ton C/K Series Suburban	
CB2299A 1971-86	30.99 set
CB2284A 1979-86	13" brakes..... 41.99 set
3/4 Ton R/V Series Suburban	
CB2299A 1987	30.99 set
CB2284A 1987-91	13" brakes..... 41.99 set
1 Ton C-Series Pickup	
CB2299A 1971-78	13" brakes..... 30.99 set
CB2284A 1979-86	13" brakes..... 41.99 set



1971-91 Extended Wear Disc Brake Pads

Extended Wear Semi-Metallic brake pads feature stable friction levels across a wide temperature range. These pads are formulated for longer pad life with reduced brake rotor wear.

Front Pads	
1/2 Ton C/K Series Pickup/Suburban	
CB2299E 1971-87	36.99 set
1/2 Ton R/V Series Suburban	
CB2299E 1987-91	36.99 set
Blazer/Jimmy	
CB2299E 1971-91	36.99 set
3/4 Ton C/K Series Pickup	
CB2299E 1971-86	36.99 set
CB2284E 1979-86	13" brakes..... 47.99 set
3/4 Ton R/V Series Pickup	
CB2299E 1987-88	without 13" rear 36.99 set
CB2284E 1987-88	13" brakes..... 47.99 set
3/4 Ton C/K Suburban	
CB2299E 1971-86	36.99 set
CB2284E 1979-88	13" brakes..... 47.99 set
3/4 Ton R/V Series Suburban	
CB2299E 1987	without 13" rear 36.99 set
CB2284E 1987-91	13" brakes..... 47.99 set



1971-91 Fleet Performance Brake Pads

Fleet Performance Para Aramid semi-metallic brake pads are specifically engineered to perform in pursuit, rescue, and emergency driving conditions. The Fleet Performance pad can safely stop heavy vehicles from high speeds and will continue to work at very high temperatures.

Front Pads	
1/2 Ton C/K Series Pickup/Suburban	
CB2299F 1971-87	51.99 set
1/2 Ton R/V Series Suburban	
CB2299F 1987-91	51.99 set
Blazer/Jimmy	
CB2299F 1971-91	51.99 set
3/4 Ton C/K Series Pickup	
CB2299F 1971-86	51.99 set



1971-86 Brake Pad Anti-Rattle Springs

Brake pad anti-rattle spring clips for 1971-86 truck models with disc brakes. Clip-on type.

H5404 1971-86	3.99 pr
---------------	---------



1951-91 Brake Drum — 1/2 Ton

These premium brake drums provide all the features and benefits of original equipment components. These vehicle specific drums provide consistent quality, strength, performance and reduced noise.

Front Drums	
1/2 Ton Pickup/Suburban/Panel	
CB2017 1951-59	11 x 2" brakes..... 72.99 ea
1/2 Ton C-Series Pickup/Suburban	
CB2017 1960-70	11 x 2" brakes..... 72.99 ea
1/2 Ton K-Series Pickup	
CB2017 1951-63	11 x 2" brakes..... 72.99 ea
Blazer 2WD	
CB2017 1970	11 x 2" brakes..... 72.99 ea

Rear Drums	
1/2 Ton Pickup/Suburban/Panel	
CB2017 1951-59	11 x 2" brakes..... 72.99 ea
1/2 Ton C-Series Pickup	
CB2017 1960-70	11 x 2" brakes..... 72.99 ea
CB2027 1971-86	11 x 2" brakes..... 53.99 ea
CB2032 1974-86	11 x 2-3/4" brakes..... 120.00 ea
1/2 Ton K-Series Pickup	
CB2027 1951-63	11 x 2" brakes..... 72.99 ea
CB2028 1971-75	11 x 2" brakes..... 50.99 ea
CB2049 1971-86	11 x 2-3/4" brakes..... 80.99 ea

1/2 Ton R-Series Pickup	
CB2027 1987	11 x 2" brakes..... 53.99 ea
CB2032 1987	11 x 2-3/4" brakes..... 120.00 ea
1/2 Ton V-Series Pickup	
CB2049 1987	11-5/32" x 2-3/4"..... 80.99 ea
Blazer 2WD	
CB2017 1970	11" x 2"..... 72.99 ea
CB2027 1971-84	11" x 2"..... 53.99 ea
CB2049 1974-75	11-5/32" x 2-3/4"..... 80.99 ea
CB2032 1976-84	11-5/32" x 2-3/4"..... 120.00 ea

Blazer 4WD	
CB2049 1971-75	11" x 2"..... 50.99 ea
CB2049 1974-89	11-5/32" x 2-3/4"..... 80.99 ea
CB2049 1990-91	80.99 ea

1/2 Ton C-Series Suburban	
CB2027 1971-86	11 x 2" brakes..... 53.99 ea
CB2032 1974-86	11 x 2-3/4" brakes..... 120.00 ea

1/2 Ton K-Series Suburban	
CB2028 1971-75	11 x 2" brakes..... 50.99 ea
CB2049 1971-86	11 x 2-3/4" brakes..... 80.99 ea

1/2 Ton R-Series Suburban	
CB2027 1987-89	11 x 2" brakes..... 53.99 ea
CB2032 1987-89	11 x 2-3/4" brakes..... 120.00 ea
CB2043 1990-91	79.99 ea

1/2 Ton V-Series Suburban	
CB2049 1987-91	11-5/32" x 2-3/4"..... 80.99 ea



1971-86 Drum Brake Adjusting Hole Cover

Reproduction brake adjuster hole cover / plug for a wide range of GM models including all 1947-91 GM truck models with drum brakes. I required for each drum brake assembly. Sold as a set of 4. Measures approximately: 1-1/4" x 9/16" x 7/16" thick.

J1141 1947-91	4 piece set..... 3.99 set
---------------	---------------------------

Brake Drums & Brake Shoes



CB2019

CB2173

1953-81 Brake Drum — 3/4 & 1 Ton

These premium brake drums provide all the features and benefits of original equipment components. These vehicle specific drums provide consistent quality, strength, performance and reduced noise.

Front Drums

3/4-1 Ton Pickup
CB2019 1953-59 12 x 2" brakes..... 74.99 ea

3/4 Ton C-Series Pickup
CB2031 1973-80 11 x 2-3/4" brakes..... 88.99 ea

Rear Drums

3/4 Ton Pickup
CB2020 1953-59 12 x 2" brakes..... 124.99 ea

CB2029 1971-72 w/Dana rear..... 104.99 ea
CB2030 1971-72 w/o Dana rear..... 129.99 ea
CB2031 1973-80 11 x 2-3/4" brakes..... 88.99 ea
CB2173 1973-80 13" brakes..... 156.99 ea
CB2173 1981-86 13" brakes, 10.5"..... 156.99 ea
CB2001 1984-86 11 x 2-3/4"..... 148.99 ea
CB2171 1983-86 13" brakes, 9.5"..... 131.99 ea

3/4 Ton K-Series Pickup
CB2031 1972-80 11 x 2-3/4" brakes..... 88.99 ea
CB2173 1973-80 13" brakes..... 156.99 ea
CB2173 1979-86 13" brakes, 10.5"..... 156.99 ea
CB2001 1984-85 11 x 2-3/4" brakes..... 148.99 ea
CB2171 1983-86 13" brakes, 9.5"..... 131.99 ea
CB2001 1986 11 x 2-3/4"..... 148.99 ea

3/4 Ton R-Series Pickup
CB2001 1987 11 x 2-3/4" brakes..... 148.99 ea
CB2171 1987 13" brakes, 9.5"..... 131.99 ea
CB2173 1987 13" brakes, 10.5"..... 156.99 ea

3/4 Ton V-Series Pickup
CB2001 1987 11 x 2-3/4" brakes..... 148.99 ea
CB2171 1987 13" brakes..... 131.99 ea

3/4 Ton C-Series Suburban
CB2029 1971-72 Dana rear..... 104.99 ea
CB2030 1971-72 w/o Dana rear..... 129.99 ea
CB2031 1973-80 11 x 2-3/4" brakes..... 88.99 ea
CB2031 1973-80 13" brakes..... 156.99 ea
CB2173 1981-86 13" brakes, 10.5"..... 156.99 ea
CB2001 1984-86 11 x 2-3/4"..... 148.99 ea
CB2171 1983-86 13" brakes, 9.5"..... 131.99 ea

3/4 Ton R-Series Suburban
CB2001 1987 11 x 2-3/4" brakes..... 148.99 ea
CB2171 1987-91 13" brakes, 9.5"..... 131.99 ea
CB2173 1987-91 13" brakes, 10.5"..... 156.99 ea

3/4 Ton V-Series Suburban
CB2001 1987 11 x 2-3/4" brakes..... 148.99 ea
CB2171 1987-91 13" rear brakes..... 131.99 ea

1 Ton C/K Series Pickup
CB2173 1974-84 13" x 2-1/2"..... 156.99 ea

1 Ton C/K Series Pickup Dually
CB2172 1974-86 13" x 3-1/2"..... 136.99 ea

1 Ton R/V Series Pickup Dually
CB2172 1987-89 13" x 3-1/2"..... 136.99 ea
CB2048 1990-91 13" x 3-1/2"..... 189.99 ea



CB2036B



CB2073B

1951-81 Brake Shoes — 1/2 Ton

These bonded brake shoes are designed to provide the best overall premium performance for everyday driving conditions. The 100% Asbestos-free formula is ideal for light duty applications.

Front Shoes

1/2 Ton C Pickup/Suburban
CB2036B 1951-63 11" x 2"..... 24.99 set
CB2050B 1964-70 11" x 2"..... 44.99 set
CB2040B 1967-70 11-5/32" x 2-3/4"..... 57.99 set

1/2 Ton K Pickup
CB2050B 1964-70 11" x 2"..... 44.99 set

Blazer/Jimmy
CB2050B 1969-70 11" x 2"..... 44.99 set

Rear Shoes

1/2 Ton C Pickup
CB2100 1951-58 11" x 1-3/4"..... 61.99 set
CB2036B 1959-63 11" x 2"..... 24.99 set
CB2050B 1964-75 11" x 2"..... 44.99 set
CB2040B 1967-75 11-5/32" x 2-3/4"..... 57.99 set
CB2073B 1976-77 11-5/32" x 2-3/4"..... 88.99 set
CB2073B 1976-86 11" x 2"..... 35.99 set
CB2081B 1978-86 11-5/32" x 2-3/4"..... 29.99 set

1/2 Ton K Pickup
CB2050B 1964-75 11" x 2"..... 44.99 set
CB2040B 1974-75 11-5/32" x 2-3/4"..... 57.99 set
CB2073B 1976-77 11-5/32" x 2-3/4"..... 88.99 set
CB2072B 1976-86 11" x 2"..... 35.99 set
CB2081B 1978-86 11-5/32" x 2-3/4"..... 29.99 set

1/2 Ton R/V Pickup
CB2072B 1987 11" x 2"..... 35.99 set
CB2081B 1987 11-5/32" x 2-3/4"..... 29.99 set

Blazer/Jimmy
CB2050B 1969-75 11" x 2"..... 44.99 set
CB2040B 1974-75 11-5/32" x 2-3/4"..... 57.99 set
CB2073B 1976-77 11-5/32" x 2-3/4"..... 88.99 set
CB2081B 1978-91 11-5/32" x 2-3/4"..... 29.99 set
CB2072B 1979-86 11" x 2"..... 35.99 set

1/2 Ton C Suburban
CB2050B 1971-75 11" x 2"..... 44.99 set
CB2040B 1974-75 11-5/32" x 2-3/4"..... 57.99 set
CB2073B 1976-77 11-5/32" x 2-3/4"..... 88.99 set
CB2072B 1976-86 11" x 2"..... 35.99 set
CB2081B 1978-86 11-5/32" x 2-3/4"..... 29.99 set

1/2 Ton K Suburban
CB2073B 1976-77 11-5/32" x 2-3/4"..... 88.99 set
CB2072B 1976-86 11" x 2"..... 35.99 set
CB2081B 1978-86 11-5/32" x 2-3/4"..... 29.99 set

1/2 Ton R/V Suburban
CB2072B 1987 11" x 2"..... 35.99 set
CB2081B 1987-91 11-5/32" x 2-3/4"..... 29.99 set



CB2040B



CB2081B

1960-81 Brake Shoes — 3/4 Ton

These bonded brake shoes are designed to provide the best overall premium performance for everyday driving conditions. The 100% Asbestos-free formula is ideal for light duty applications.

3/4 & 1-Ton - Front Shoes

3/4 Ton C Pickup
CB2040B 1960-70 11-5/32" x 2-3/4"..... 57.99 set

3/4 Ton K Pickup
CB2066B 1960-64 12" x 2"..... 69.99 set
CB2004B 1965-70 12" x 2"..... 67.99 set

1 Ton C Pickup
CB2040B 1960-70 11-5/32" x 2-3/4"..... 57.99 set

3/4 Ton - Rear Shoes

3/4 Ton C Pickup
CB2040B 1960-70 w/coil springs..... 57.99 set
CB2006B 1965-72 w/leaf springs..... 45.99 set
CB2040B 1971-75 11-5/32" x 2-3/4"..... 57.99 set
CB2058B 1973 13" x 2-1/2"..... 92.99 set
CB2073B 1976-77 11-5/32" x 2-3/4"..... 88.99 set
CB2075B 1976-86 13" x 2-1/2"..... 54.99 set
CB2081B 1978-86 11-5/32" x 2-3/4"..... 29.99 set

3/4 Ton K Pickup
CB2066B 1960-64 12" x 2"..... 69.99 set
CB2004B 1965-71 12" x 2"..... 67.99 set
CB2040B 1972-75 11-5/32" x 2-3/4"..... 57.99 set
CB2058B 1973 13" x 2-1/2"..... 92.99 set
CB2073B 1976-77 11-5/32" x 2-3/4"..... 88.99 set
CB2075B 1976-86 13" x 2-1/2"..... 54.99 set
CB2081B 1978-86 11-5/32" x 2-3/4"..... 29.99 set

3/4 Ton R/V Pickup
CB2075B 1987-88 13" x 2-1/2"..... 54.99 set
CB2081B 1987-88 11-5/32" x 2-3/4"..... 29.99 set

3/4 Ton C Suburban
CB2006B 1971-72 w/leaf springs..... 45.99 set
CB2040B 1971-75 11-5/32" x 2-3/4"..... 57.99 set
CB2058B 1973 13" x 2-1/2"..... 92.99 set
CB2073B 1976-77 11-5/32" x 2-3/4"..... 88.99 set
CB2075B 1976-86 13" x 2-1/2"..... 54.99 set
CB2081B 1978-86 11-5/32" x 2-3/4"..... 29.99 set

3/4 Ton K Suburban
CB2004B 1971 12" x 2"..... 67.99 set
CB2040B 1972-75 11-5/32" x 2-3/4"..... 57.99 set
CB2058B 1973 13" x 2-1/2"..... 92.99 set
CB2073B 1976-77 11-5/32" x 2-3/4"..... 88.99 set
CB2075B 1976-86 13" x 2-1/2"..... 54.99 set
CB2081B 1978-86 11-5/32" x 2-3/4"..... 29.99 set

3/4 Ton R/V Suburban
CB2081B 1987 11-5/32" x 2-3/4"..... 29.99 set
CB2075B 1987-91 13" x 2-1/2"..... 54.99 set

Wheel Cylinders



WC14493

1947-91 Wheel Cylinder — 1/2 Ton

These drum brake wheel cylinders match the design of your vehicle's original. They are built for long service life and feature the highest quality components for superior resistance to heat, corrosion, and leakage.

Front Wheel Cylinders

1/2 Ton C Pickup/Suburban	
WC14493	1951-59 LH 10.99 ea
WC14494	1951-59 RH 10.99 ea
WC20932	1960-63 LH 23.99 ea
WC20933	1960-63 RH 21.99 ea
WC37025	1964-70 LH 8.99 ea
WC37026	1964-70 RH 8.99 ea
WC19086	1969-70 LH HD brakes 32.99 ea
WC19087	1969-70 RH HD brakes 32.99 ea

1/2 Ton K-Series Pickup	
WC20932	1960 LH Canada 23.99 ea
WC20933	1960 RH Canada 21.99 ea
WC14206	1960-63 LH 70.99 ea
WC14205	1960-63 RH 73.99 ea
WC14493	1964-69 LH 10.99 ea
WC14494	1964-69 RH 10.99 ea

Blazer AWD, 1-1/8" Bore	
WC14493	1969 LH 2 bolt mount 10.99 ea
WC14494	1969 RH 2 bolt mount 10.99 ea
WC37025	1969 LH 1 bolt mount 8.99 ea
WC37026	1969 RH 1 bolt mount 8.99 ea

Rear Wheel Cylinders

1/2 Ton C-Series Pickup	
WC46	1947-50 LH/RH 48.99 ea
WC13387	1960-73 LH 7.99 ea
WC13388	1960-73 RH 7.99 ea
WC37080	1974-84 LH/RH 11 x 2" 6.99 ea
WC37048	1974-86 LHRH 11 x 2-3/4" 6.99 ea
WC37290	1985-86 LHRH 11 x 2" 7.99 ea

1/2 Ton K-Series Pickup	
WC13387	1960-73 LH 7.99 ea
WC13388	1960-73 RH 7.99 ea
WC37080	1974-75 LHRH 11 x 2" 6.99 ea
WC37048	1974-86 LHRH 11 x 2-3/4" 6.99 ea
WC37290	1985-86 LHRH 11 x 2" 7.99 ea

1/2 Ton R-Series Pickup	
WC37290	1987 LHRH 11 x 2" 7.99 ea
WC37048	1987 LHRH 11 x 2-3/4" 6.99 ea

1/2 Ton V-Series Pickup	
WC37048	1987 LHRH 6.99 ea

Blazer/Jimmy	
WC13387	1969-73 LH 7.99 ea
WC13388	1969-73 RH 7.99 ea
WC37048	1974-85 LHRH 4.75" 6.99 ea
WC37048	1975-91 LHRH 2.75" shoe 6.99 ea
WC37080	1979-84 LHRH 2" shoe 6.99 ea

1/2 Ton C-Suburban	
WC13387	1971-73 LH 7.99 ea
WC13388	1971-73 RH 7.99 ea
WC37080	1974-84 LHRH 11 x 2" 6.99 ea
WC37048	1974-86 LHRH 11 x 2-3/4" 6.99 ea
WC37290	1985-86 LHRH 11 x 2" 7.99 ea

1/2 Ton K-Suburban	
WC37048	1974-85 LHRH 11 x 2-3/4" 6.99 ea
WC37290	1985-86 LHRH 11 x 2" 7.99 ea

1/2 Ton R-Suburban	
WC37290	1987-91 LHRH 11 x 2" 7.99 ea
WC37048	1987-91 LHRH 11 x 2-3/4" 6.99 ea

1/2 Ton V-Suburban	
WC37048	1987-91 LHRH 6.99 ea

1960-91 Wheel Cylinder — 3/4 Ton

These drum brake wheel cylinders match the design of your vehicle's original. They are built for long service life and feature the highest quality components for superior resistance to heat, corrosion, and leakage.

Front Wheel Cylinders

3/4 and 1 Ton C-Series Pickup	
WC19086	1960-70 LH 32.99 ea
WC19087	1960-70 RH 32.99 ea

3/4 Ton K-Series Pickup	
WC24955	1957-59 LH 11.99 ea
WC24954	1957-59 RH 11.99 ea
WC34493	1960-63 LH 10.99 ea
WC14494	1960-63 RH 10.99 ea
WC19086	1960 LH Canada 32.99 ea
WC19087	1960 RH Canada 32.99 ea
WC24955	1961-62 LH Canada 11.99 ea
WC24954	1961-62 RH Canada 11.99 ea
WC14493	1967-69 LH 10.99 ea
WC14494	1967-69 RH 10.99 ea
WC36057	1970 LH locking hub 12.99 ea
WC36058	1970 RH locking hub 9.99 ea

Rear Wheel Cylinders

3/4 Ton C-Series Pickup	
WC19086	1960-64 LH early 64 32.99 ea
WC19087	1960-64 RH early 64 32.99 ea
WC37040	1964 LH late 64 22.99 ea
WC37039	1964 RH late 64 22.99 ea
WC34474	1965-72 LH w/leaf 27.99 ea
WC34475	1965-72 RH w/leaf 27.99 ea
WC37040	1965-72 LH w/coil 22.99 ea
WC37039	1965-72 RH w/coil 22.99 ea
WC37040	1973 LH 2 door 22.99 ea
WC37039	1973 RH 2 door 22.99 ea
WC36057	1973 LH 4 door 12.99 ea
WC36058	1973 RH 4 door 9.99 ea
WC37080	1974-76 LH/LHRH 11" brakes 6.99 ea
WC37291	1974-75 LHRH 13" brakes 7.99 ea
WC37290	1976-86 LHRH 13" brakes 7.99 ea

3/4 Ton K-Series Pickup	
WC18009	1960-63 LH/RH 26.99 ea
WC34474	1967-70 LH 27.99 ea
WC34475	1967-70 RH 27.99 ea
WC34474	1971-72 LH w/leaf 27.99 ea
WC34475	1972 RH w/leaf 27.99 ea
WC37040	1971-72 LH w/coil 22.99 ea
WC37039	1971-72 RH w/coil 22.99 ea
WC37040	1973 LH 2 door 22.99 ea
WC37039	1973 RH 2 door 22.99 ea
WC36474	1973 LH 4 door 12.99 ea
WC36058	1973 RH 4 door 9.99 ea
WC37080	1974-76 LH/LHRH 11" brakes 6.99 ea
WC37291	1974-75 LHRH 13" brakes 7.99 ea
WC37290	1976-86 LHRH 13" brakes 7.99 ea

3/4 Ton RV/Series Pickup	
WC37080	1987 LH/RH 11" brakes 6.99 ea
WC37290	1987-89 LHRH 13" brakes 7.99 ea

3/4 Ton C-Suburban	
WC34474	1971-72 LH w/leaf 27.99 ea
WC34475	1971-72 RH w/leaf 27.99 ea
WC37039	1971-72 RH w/coil 22.99 ea
WC37040	1971-72 LH w/coil 22.99 ea
WC37039	1973 LH 4 door 12.99 ea
WC36058	1973 RH 4 door 12.99 ea
WC37039	1973 RH 2 door 22.99 ea
WC37040	1973 LH 2 door 22.99 ea
WC37080	1974-86 LH/RH 11" brakes 6.99 ea
WC37291	1974-78 LHRH 13" brakes 7.99 ea
WC37290	1976-86 LHRH 13" brakes 7.99 ea

3/4 Ton K-Suburban	
WC34474	1971 LH 27.99 ea
WC34475	1971 RH 27.99 ea
WC37040	1972-73 LH 22.99 ea
WC37039	1972-73 RH 22.99 ea
WC37291	1974-75 LHRH 13" brakes 7.99 ea
WC37290	1974-86 LHRH 13" brakes 7.99 ea
WC37080	1976-86 LHRH 11" brakes 6.99 ea

3/4 Ton R-Suburban	
WC37080	1987 LH/RH 11" brakes 6.99 ea
WC37290	1987-91 LHRH 13" brakes 7.99 ea



WK36



WK21



WK423

1960-91 Wheel Cylinder Rebuild Set

These wheel cylinder rebuild sets match the design of your vehicle's original equipment to ensure that your replacement brakes perform as well as your original equipment. One set required per cylinder.

Front Wheel Cylinder Repair Sets

1/2 Ton C Pickup	
WK36	1960-70 1-1/8" bore 7.99 set

1/2 Ton K Pickup	
WK36	1964-69 1-1/8" bore 7.99 set

Blazer/Jimmy	
WK36	1969-70 1-1/8" bore 7.99 set

3/4-1 Ton C/K Pickup	
WK36	1960-70 1-1/8" bore 7.99 set

Rear Wheel Cylinder Repair Sets

1/2 Ton C Pickup	
WK21	1960-84 1" bore 6.99 set
WK423	1974-86 15/16" bore 5.99 set

1/2 Ton K Pickup	
WK21	1960-75 1" bore 6.99 set
WK423	1974-86 15/16" bore 5.99 set

Blazer/Jimmy	
WK423	1987 15/16" bore 5.99 set

1/2 Ton C-Suburban	
WK21	1969-73 1" bore 6.99 set
WK423	1974-91 15/16" bore 5.99 set

1/2 Ton R-Suburban	
WK21	1987 1" bore 6.99 set

3/4 Ton C/K Suburban	
WK36	1971-73 1-1/8" bore 7.99 set
WK21	1974-86 1" bore 6.99 set

STEERING, SUSPENSION, REAR END & BRAKES

King Pin Components



1976-02 Brake Hardware Set

Don't struggle with worn out or missing brake hardware during your next brake job. Instead, use the brake hardware sets the pros recommend! These sets are a great value containing practically everything you will need to perform your brake job in a professional manner. Just get this set and all the hardware is there for you when you need it. Completely replace worn out or missing springs, pins, adjusters and hardware and bring your brakes back to proper working condition. Professional quality sets contain everything needed to do one complete axle, LH and RH sides.

Rear Brake Hardware Sets

1/2 Ton C-10 Series Pickup

H2324	1976-86	w/11.15" x 2.75" drum	19.99 ea
H2307	1988-99	with 10" drum	28.99 ea
H2324	1992-99	w/11.15" x 2.75" drum	19.99 ea

1/2 Ton K-10 Series Pickup

H2324	1976-86	w/11.15" x 2.75" drum	19.99 ea
H2324	1988-91	w/11.15" x 2.75" drum, ext. cab, HD	19.99 ea
H2307	1988-99	with 10" drum	28.99 ea
H2324	1992-99	w/11.15" x 2.75" drum	19.99 ea

1/2 Ton R-10 Series Pickup

H2324	1987-91	w/11.15" x 2.75" drum	19.99 ea
-------	---------	-----------------------	----------

1/2 Ton V-10 Series Pickup

H2324	1987-91	w/11.15" x 2.75" drum	19.99 ea
-------	---------	-----------------------	----------

1/2 Ton Silverado Pickup

H56550	2001-02	w/4 whl disc,exc 4 dr	9.99 ea
H56550	2003	w/4 whl disc, 1500....	9.99 ea

3/4 Ton C-20 Series Pickup

H2323	1976-86	w/13" x 2-1/2" drum	28.99 ea
H2324	1976-86	w/11.15" x 2-1/2" drum	19.99 ea
H2324	1988-99	w/11.15" x 2.75" drum	19.99 ea
H2323	1988-00	w/13" x 2-1/2" drum	28.99 ea

3/4 Ton R-20 Series Pickup

H2323	1987	w/13" x 2-1/2" drum	28.99 ea
H2324	1987	w/11.15" x 2-1/2" drum	19.99 ea

3/4 Ton V-20 Series Pickup

H2323	1987-91	w/13" x 2-1/2" drum	28.99 ea
H2324	1987-91	w/11.15" x 2.75" drum	19.99 ea

1 Ton C-30 Series Pickup

H2323	1976-86	with 13" drum	28.99 ea
H2323	1988-00	with 13" drum	28.99 ea
H2324	1990-95	w/11.15" x 2.75" drum	19.99 ea

1 Ton K-30 Series Pickup

H2323	1977-86	w/13" x 3-1/2" drum	28.99 ea
H2323	1988-00	with 13" drum	28.99 ea

1 Ton R-30 Series Pickup

H2323	1987-91	with 13" drum	28.99 ea
-------	---------	---------------	----------

1 Ton V-30 Series Pickup

H2323	1987-91	w/13" x 3-1/2" drum	28.99 ea
-------	---------	---------------------	----------

Full Size Blazer

H2324	1976-94	w/11.15" x 2.75" drum	19.99 ea
H2307	1992-94	with 10" drum	28.99 ea

Tahoe

H2324	1995-99	w/11.15" x 2.75" drum	19.99 ea
H2307	1995-99	with 10" drum	28.99 ea

Suburban

H2323	1996-99	w/13" x 2-1/2" drum	28.99 ea
H2324	1996-99	w/11.15" x 2.75" drum	19.99 ea
H2307	1996-99	with 10" drum	28.99 ea



1947-59 King Pin Set

OER® Authorized replacement king pin and bushing set for Chevrolet and GMC models. Each set will work with 1947-54 and/or 1955-59 model axles. Set includes: King pins, bushings, thrust washers, spacers, lock pins, and Welch plugs.

1/2-Ton 2 Wheel Drive

15641	1947-59	thrust washer type....	77.99 pr
-------	---------	------------------------	----------



1947-59 King Pin Set

Reproduction king pin and bushing sets for 1947-59 Chevrolet and GMC truck models. Set includes: King pins, bushings, thrust washers, spacers, lock pins, and Welch plugs.

Note: * 010 oversize.

Rare Parts® Diamond Series

30168	1947-55	bearing type.....	154.99 set
30337	1955 ^{ms} -59	thrust washer type	84.99 ea
30359	1955 ^{ms} -59	bearing type.....	84.99 ea

Overized - Rare Parts® Diamond Series

30399*	1947-55	bearing type.....	96.99 ea
30381*	1955 ^{ms} -59	thrust washer type	115.99 ea

3/4-Ton 2 Wheel Drive

Rare Parts® Diamond Series	30103	1947-52	bearing type.....	75.99 set
30309	1953-55	thrust washer type	109.99 ea	
30339	1955 ^{ms} -59	thrust washer type	48.99 ea	

Overized - Rare Parts® Diamond Series

30340*	1953-59	thrust washer type	118.99 ea
--------	---------	--------------------	-----------

1 Ton 2 Wheel Drive

Rare Parts® Diamond Series	30215	1948-55	thrust washer type	76.99 ea
----------------------------	-------	---------	--------------------	----------



1977-91 King Pin Camber Set


Lower steering knuckle king pin camber set for 1977-91 Chevrolet and GMC 1 ton 4 wheel drive models. Fits LH or RH side.

Important: Not for 1988-91 K GMT400 Series models.

Note: Fits 1977-86 K and 1987-91 V models.

1 Ton 4 Wheel Drive

13259A	1977-91	LH or RH.....	114.99 set
--------	---------	---------------	------------



Axle Specs:

- King pin to king pin centers measurement is 50.5".
- Axle accepts a 1-3/4" wide spring.
- Axle will provide a camber reading of -1.5 degrees.
- Axle Kingpin Boss Height: 2-7/16" (2.438").
- Spring pad center-to-center measurement is 26.75".
- Spring pad width is 29.072" center to center of the outer U-bolt holes.
- Center to center of U-bolt holes is 2.30" side to side.
- Center to center of U-bolt holes from rear to rear is 3.195".
- 6" drop measured from spring pad to spindle boss center.

1947-54 3" Drop Axle

OER® Authorized 3" dropped axle for 1947-54 GM half ton pickup drops the front end down three full inches while retaining stock suspension travel. Axle is made of 2" tubing while the ends are CNC milled solid steel. Axles may require the steering arm to be modified to accept tie rods or other parts. U-bolts are not included. Some modifications may be required to obtain proper fit.

15611	1947-54	379.99 ea
-------	---------	-------	-----------



1947-96 Spindle Nut and Cotter Pin Kit

Reproduction spindle nut and cotter pin kit for 1947-61 Chevrolet and GMC truck models. Kit includes one 3/4"-20 with 1-1/16" Hex head spindle nut and one plated 1/8" x 1-1/2" cotter pin for securing drum or rotor to spindle. 2 kits required per vehicle. K9142 1947-96 spindle nut/washer pin 1.49 ea 1365236 1947-96 spindle nut only..... 2.99 ea



1962-91 Cap Nut Washer Set

Reproduction brake components for 1962-91 Chevrolet and GMC 1/2 ton 2WD pickup and SUV models. Sets include dust caps, spindle nuts, bearing washers, and cotter pins that does both sides of the vehicle.

153642	1962-70	1/2 ton 2WD.....	16.99 set
153643	1973-91	1/2 ton 2WD.....	16.99 set

Spindles

New! **OEM AUTHORIZED**



1960-62 Chevrolet and GMC

2-1/2" Drop Disc Brake Spindles

OEM® Authorized 2-1/2" drop spindles to lower the stance on 1960-62 GM trucks while still maintaining the factory ride quality. Cast from the highest quality ductile iron with chromoly CNC-machined pins, these are compatible with factory ball joints and tie rod ends.

153640 1960-62 LH and RH 239.99 pr

New! **OEM AUTHORIZED**



154930



154900



154951



154931

1971-91 Drop Spindle Set

Drop spindles are the best way to lower your truck while maintaining a stock ride and handling. These spindles include a pair of lowering spindles for 2WD models. Produced in high grade iron material for superior durability. Sold as a pair.

Note: These spindles will only work on the 2WD models with 1" or 1-1/4" thick brake rotors.

1/2 Ton Truck

2-1/2" Drop Spindle Sets

154951 1971-72 1-1/4" rotor 189.99 pr

154930 1973-87 1" rotor 180.99 pr

3" Drop Spindle Sets

154900 1973-87 1" rotor 154.99 pr

154901 1973-87 1-1/4" rotor 218.99 pr

1 Ton Truck

3" Drop Spindle Set

154931 1975-91 clip-on calipers ... 196.99 pr

New! **OEM AUTHORIZED**



back view

side view



1988-98 2" Drop Spindle Set

Reproduction 2" drop spindle set for Chevrolet and GMC 1988-98 Silverado/Sierra C1500 1/2 ton, 2WD pickup and 1992-99 Blazer, Suburban, Yukon, and Tahoe models. Produced in high grade iron material for superior durability. This set is designed to provide a 2" drop that maintains a comfortable ride quality.

Note: These spindles will only work on 2WD 1/2 ton models.

154932 1988-98 LH and RH 144.99 pr

New! **OEM AUTHORIZED**



154934 - detailed views



154933



154934

1988-98 4" Lift Spindle Set

Reproduction 4" lifting spindles for 1988-98 Chevrolet and GMC 1/2 ton, 2WD cab models with 5 lug tires. Produced in high grade iron material for superior durability. This set is designed to provide a 4" lift that maintains a comfortable ride quality. Sold as a pair.

*Note: 1988-91 trucks will require 1992-98 model bearing and rotors to install these new spindles. **Fits 16" or larger wheels. Does not fit 1988-91 standard cab models with 1" thick brake rotors.*

Standard Cab

154933* 1988-99 1" rotor 174.99 pr

Extended Cab

154934** 1988-98 1-1/4" rotor 174.99 pr



TD738725



A5530455

1980-87 C10/C20 Disc Brake Spindles

Make your disc brakes compatible with a set of CPP brake spindles. These are the same spindles sold in CPP OEM sets and upgrade sets. Cast from the highest quality ductile iron with 4140 chromoly CNC-machined pins. Accepts factory ball joints and tie rod ends. Designed to use 1971-87 1-1/4" rotors, calipers and bearings. These have the original C10 offset to keep your wheels in the drum brake location. On a factory disc brake equipped truck, the spindles will have the wheels move in almost a 1/2".

Stock Height Spindles

1/2 Ton Models

A5530457 1960-62 LH and RH... 314.99 set

A5530458 1963-70 LH and RH... 314.99 set

A5530459 1971-72 LH and RH... 314.99 set

A5530455 1973-87 LH and RH... 314.99 set

3/4 Ton Models

A5530456 1971-87 LH and RH... 314.99 set

2-1/2" Drop Spindles

1/2 Ton Models

TD606225 1960-62 LH and RH... 314.99 set

TD637025 1963-70 LH and RH... 314.99 set

TD717225 1971-72 LH and RH... 314.99 set

TD738725 1973-87 LH and RH... 314.99 set



A5540304



A5540306

1980-87 C10/C20 Modular Drop Spindles

The Modular™ drop spindle is a one piece forged nodular iron design with a pressed in alloy steel axle pin, installs with no modifications, lowers your vehicle 2-1/2". This will work with CPP big brake and many other manufacturers' brake kits in a host of different brake sizes.

Note: Caliper brackets required when using stock 12" HD 1/2 ton brake components (1-1/4" thick rotors). Not for use with light duty rotors (1" thick rotors).

1/2 Ton Models

A5540300 1960-62 LH and RH... 398.99 pr

A5540301 1963-70 LH and RH... 324.99 pr

A5540302 1971-72 LH and RH... 324.99 pr

A5540303 1973-87 LH and RH... 324.99 pr

3/4 Ton Models: Converting to HD 1/2 Ton Brakes

A5540304 1963-70 LH and RH... 398.99 pr

A5540305 1971-87 LH and RH... 398.99 pr

Caliper Mounting Brackets

A5540306 1960-87 LH and RH... 74.99 set

Wheel Bearings

New!

GM AUTHORIZED



1999-15 Steering Knuckle Set

Reproduction bare steering knuckle set for Chevrolet and GMC 1999-15 Silverado/Sierra 1500 series and 2007 Classic Silverado/Sierra, Suburban, Tahoe, Yukon models. Produced in high grade iron material for superior durability. This set is designed to replace the original parts precisely. Sold as a pair.

Note: * For vehicles weighing less than 9000 lb GVW ** Fits Cast arms only. Does not fit aluminum or stamped arms.

154935*	1999-06	stock height	129.99
154936*	1999-06	2" drop	129.99
154937*	1999-06	3" lift	129.99
154939**	2007-15	4-1/2" lift	169.99
154940**	2007-15	2" drop	129.99



Hi-Temp Wheel Bearing Grease

When replacing or just repacking your wheel bearings, don't use ordinary grease. Protect those bearings with a high-quality, high temperature bearing grease. This is a very stable aluminum complex thickened grease used for the lubrication of wheel bearings, chassis ball joints and other bearing applications operating under severe conditions. This product assures high temperature protection from excessive heat generated by disc brakes. Also pickup the perfect tool for the mechanic who is tired of packing bearings by hand. This universal bearing packer works on most cone type bearings.

GR224	1.49 oz. can	11.99 ea
Y65250	universal bearing packer	12.99 ea



Handy Packer Bearing Packer

The Handy Packer works on bearings up to 3 1/2" o.d. The grease stays in the tool cavity, not on your hands. To pack a bearing, place the bearing on the piston. Press down on the cap until the old grease is forced out and the new grease shows on top of the bearing.

Y34550		25.99 ea
--------	--	----------



1947-89 Front Wheel Bearing

Premium quality replacement front wheel bearings for various 1947-89 truck models. Replace your worn out original wheel bearings to maintain proper alignment and keep your wheels rolling smoothly. Always inspect the bearings whenever removing the brake drum or rotor.

Inner Bearings

1/2 Ton - 2 Wheel Drive		
WB52	1947-59	14.99 ea
WB44	1960-62	54.99 ea
WB50	1962-70	9.99 ea
WB50	1971-80	9.99 ea
WB60	1981-86	standard cab 10.99 ea
WB50	1981-86	extended cab 9.99 ea
WB60	1987	R series 10.99 ea
WB60	1988-89	C1500 light duty 10.99 ea
WB50	1988-89	C1500 heavy-duty 9.99 ea

1/2 Ton - 4 Wheel Drive		
WB46	1953-59	58.99 ea
WB48	1960-62	58.99 ea
WB37	1963-76	17.99 ea
WB49	1977-87	Spicer 44-5 F 17.99 ea
WB45	1988-89	56.99 ea

3/4 Ton - 2 Wheel Drive		
WB26	1947-52	72.99 ea
3/4 Ton - 4 Wheel Drive		
WB37	1957-59	17.99 ea
WB37	1966-76	Dana 44 17.99 ea
WB49	1977-89	14.99 kit

1 Ton - 2 Wheel Drive		
WB46	1953-59	58.99 ea
WB45	1970-89	disc brakes 56.99 ea

1 Ton - 4 Wheel Drive		
WB37	1971-77	17.99 ea
WB38	1978-87	13.99 ea

Outer Bearings

1/2 Ton - 2 Wheel Drive		
WB67	1947-61	14.99 ea
WB20	1962-70	8.99 ea
WB30	1971-80	10.99 ea
WB30	1981-87	10.99 ea
WB30	1988-89	C1500 10.99 ea

1/2 Ton - 4 Wheel Drive		
WB35	1957-76	12.99 ea
WB45	1977-87	56.99 ea

3/4 Ton - 2 Wheel Drive		
WB45	1947-52	86.99 ea
WB45	1953-59	56.99 ea
WB30	1963-70	10.99 ea
WB30	1971-89	10.99 ea

3/4 Ton - 4 Wheel Drive		
WB37	1957-58	17.99 ea
WB45	1959	56.99 ea
WB45	1960-76	Dana 44 56.99 ea
WB45	1977-89	56.99 ea

1 Ton - 2 Wheel Drive		
WB25	1947-52	86.99 ea
WB45	1953-59	56.99 ea
WB30	1963-70	10.99 ea

1 Ton - 4 Wheel Drive		
WB45	1968-70	56.99 ea
WB45	1971-77	56.99 ea
WB38	1978-87	13.99 ea



1947-89 Wheel Bearing Seal

Wheel bearing seals for various 1947-89 truck, Suburban, Blazer, or Jimmy models. Prevent premature bearing or brake failure! Replace cracked or deteriorated wheel seals to keep wheel bearing grease where it belongs, lubricating your wheel bearings!

Note: 2 required per vehicle.

Front Wheel Bearing Seals

1/2 Ton - 2 Wheel Drive		
W6064	1947-59	5.99 ea
W2050	1960-61	6.99 ea
W0915	1962-70	standard brakes 4.99 ea
WB974	1962-70	HD brakes 4.99 ea
W0915	1971-80	4.99 ea
8871	1981-87	3.99 ea
8871	1988-89	C1500 light duty 3.99 ea
8871	1988-89	C1500 heavy-duty 3.99 ea

1/2 Ton - 4 Wheel Drive		
W4423	1957-76	2.99 ea
W4712	1977	Spicer 44-5 F 4.99 ea
W4712	1977-87	4.99 ea

3/4 Ton - 2 Wheel Drive		
W4097	1947-52	24.99 ea
W5756	1953-59	5.99 ea
W8243	1960-62	3.99 ea
W8974	1963-70	4.99 ea
8871	1971-89	3.99 ea

3/4 Ton - 4 Wheel Drive		
W4734	1957-59	9.99 ea
W4553	1960-76	Dana 44 4.99 ea
W4162	1966-76	Dana 44 4.99 ea
W4162	1977	1st design 4.99 ea
W4712	1977-89	4.99 ea

1 Ton - 2 Wheel Drive		
W4897	1947-62	24.99 ea
WB974	1963-70	disc brakes 4.99 ea
WB974	1970-89	disc brakes 4.99 ea

1 Ton - 4 Wheel Drive		
W4162	1971-77	4.99 ea
W4163	1978-87	5.99 ea



1962-91 Front Wheel Bearing Caps

Reproduction wheel bearing cap for 1962-91 1/2 ton 2WD Chevrolet and GMC truck. Stamped steel cap includes the "button" like the factory original and is painted. Sold in pairs.

3775190	1962-69	LH and RH	18.99 pr
WC53	1973-91	LH or RH	9.99 ea



Bearing Race and Seal Driver

When it comes time to install bearing races and seals, you'll find this tool to be an excellent time saver. Each bearing race and seal driver set includes various size adapters to install most bearing races or seals.

Y12600		49.99 set
--------	--	-----------

Rally Wheel Kits



Argent silver - detail

Chrome - detail

Two Center Cap Options



without disc brakes

with disc brakes



RWK37



RWK41

Rally Wheel Kit with Early Style Caps

We offer a wide selection of kits including same size or mixed sizes. Each kit includes a complete set of four Rally wheels, trim rings, wheel center caps, center cap ornaments and ornament to center cap screws. Available with Argent silver wheels or chrome-plated wheels. Features 5 x 5" bolt pattern.

Note: Shipped overweight.

"Chevrolet Motor Division"

Argent Silver

Same Size Kits		
RWK37	15" x 7"	768.99 kit
RWK38	15" x 8"	729.99 kit
RWK39	15" x 10"	931.99 kit

Mixed Size Kit		
RWK40	two 15" x 8" & two 15" x 10"	829.99 kit

Chrome-Plated

Same Size Kits		
RWK41	15" x 7"	1216.99 kit
RWK42	15" x 8"	1162.99 kit
RWK43	15" x 10"	1089.99 kit

Mixed Size Kit		
RWK48	two 15" x 8" & two 15" x 10"	829.99 kit

Chrome-Plated

Same Size Kits		
RWK45	15" x 7"	724.99 kit
RWK46	15" x 8"	687.99 kit
RWK47	15" x 10"	935.99 kit

Mixed Size Kit		
RWK48	two 15" x 8" & two 15" x 10"	829.99 kit

Chrome-Plated

Same Size Kits		
RWK49	15" x 7"	1199.99 kit
RWK50	15" x 8"	1142.99 kit
RWK51	15" x 10"	1017.99 kit

Four Center Cap Options



A plain without lettering

B Chevrolet Motor Div. w/Bow Tie

C Chevrolet Motor Division

D General Motors Corporation



RWK55C

Rally Wheel Kit with Late Style Caps

We offer a wide selection of kits including same size or mixed sizes. Each kit includes a complete set of four Rally wheels, trim rings and center caps. Available with Argent silver wheels or chrome-plated wheels. Features 5 x 5" bolt pattern.

Note: The letter at the end of the part number indicates the center cap style listed above. Shipped overweight.

Argent Silver

Same Size Kits		
RWK53A	15" x 7"	775.99 kit
RWK53B	15" x 7"	827.99 kit
RWK53C	15" x 7"	827.99 kit
RWK53D	15" x 7"	843.99 kit
RWK55A	15" x 8"	735.99 kit
RWK55B	15" x 8"	787.99 kit
RWK55C	15" x 8"	787.99 kit
RWK55D	15" x 8"	803.99 kit
RWK57A	15" x 10"	947.99 kit
RWK57B	15" x 10"	999.99 kit
RWK57C	15" x 10"	999.99 kit
RWK57D	15" x 10"	1015.99 kit

Mixed Size Kits		
RWK59A	two 15" x 8" & two 15" x 10"	841.99 kit
RWK59B	two 15" x 8" & two 15" x 10"	893.99 kit
RWK59C	two 15" x 8" & two 15" x 10"	893.99 kit
RWK59D	two 15" x 8" & two 15" x 10"	909.99 kit

Chrome-Plated

Same Size Kits		
RWK54A	15" x 7"	1247.99 kit
RWK54B	15" x 7"	1234.99 kit
RWK54C	15" x 7"	1299.99 kit
RWK54D	15" x 7"	1249.99 kit
RWK56A	15" x 8"	1189.99 kit
RWK56B	15" x 8"	1180.99 kit
RWK56C	15" x 8"	1219.99 kit
RWK56D	15" x 8"	1195.99 kit
RWK58A	15" x 10"	1061.99 kit
RWK58B	15" x 10"	1107.99 kit
RWK58C	15" x 10"	1107.99 kit
RWK58D	15" x 10"	1122.99 kit

Mixed Size Kits		
RWK60A	two 15" x 8" & two 15" x 10"	1066.99 kit
RWK60B	two 15" x 8" & two 15" x 10"	1113.99 kit
RWK60C	two 15" x 8" & two 15" x 10"	1113.99 kit
RWK60D	two 15" x 8" & two 15" x 10"	1127.99 kit



K355606334



Rally Wheel - Silver

Replace a rusty, pitted or missing wheel with a new reproduction Rally wheel. Each wheel comes beautifully finished in original silver (powder coated) color. These reproduction wheels are available in a 6 x 5-1/2" pattern for pre-1971 or a dual bolt pattern of 5 x 5" and 5 x 5-1/2" bolt pattern for later trucks and a variety of sizes to fit your specific needs. Center caps and trim rings are sold separately.

Note: Shipped overweight.

Item #	Size	Backspace	Offset	Price
1947-70 - 6 x 5-1/2" Bolt Pattern				
355606334	15" x 6"	3-3/4"	+6mm	123.99 ea
35570604	15" x 7"	4"	0mm	129.99 ea
35580604	15" x 8"	4"	-12mm	135.99 ea
355006042	15" x 10"	4-1/2"	-25mm	164.99 ea
35500605	15" x 10"	5"	-12mm	157.99 ea

1971-87 - 5 x 5" Bolt Pattern				
3445753P	15" x 7"	4-1/4"	6mm	122.99 ea
3445853	15" x 8"	4-1/4"	6mm	121.99 ea
3445153	15" x 10"	4-1/4"	-32mm	174.99 ea

Buy a Set of Four and Save \$\$\$!

Save when purchasing a complete set of 4 Rally wheels! Each kit is beautifully finished in Argent silver powder coat. Wheel trim rings and caps sold separately.

Note: Special shipping rates apply.

Item #	Size	Backspace	Offset	Price
1947-70 - 6 x 5-1/2" Bolt Pattern				
K355606334	15" x 6"	3-3/4"	+6mm	495.99 set
K35570604	15" x 7"	4"	0mm	459.99 set
K35580604	15" x 8"	4"	-12mm	543.99 set
K355006042	15" x 10"	4-1/2"	-25mm	634.99 set
K35500605	15" x 10"	5"	-12mm	596.99 set

1971-87 - 5 x 5" Bolt Pattern				
K3445753P	15" x 7"	4-1/4"	6mm	531.99 set
K3445853	15" x 8"	4-1/4"	6mm	527.99 set
K3445153	15" x 10"	4-1/4"	-32mm	755.99 set

Reproduction Wheels



Rally Wheel - Chrome

Upgrade your vehicle's stock appearance with a beautiful set of chrome reproduction Rally wheels. These wheels are available in a 6x5-1/2" bolt pattern for pre-1971 or a 5x5" bolt pattern for later trucks and a variety of sizes to fit your specific needs. Rally wheel center caps, lug nuts, and trim rings sold separately.

Note: Shipped overweight.

Item #	Size	Backspace	Offset	Price
--------	------	-----------	--------	-------

1947-70 - 6 x 5-1/2" Bolt Pattern

K315606334	15" x 6"	3-3/4"	+6mm	160.99 ea
31570604	15" x 7"	4"	0mm	161.99 ea
31580604	15" x 8"	4"	-12mm	170.99 ea
3150605	15" x 10"	5"	-12mm	189.99 ea

Buy a Set of Four and Save \$\$\$!

Save when purchasing a complete set of 4 Rally wheels! Each set is beautifully finished in polished chrome. Rally wheel center caps, lug nuts, and trim rings sold separately.

Note: *These wheels include the aftermarket police style center cap. Special shipping rates apply.

Item #	Size	Backspace	Offset	Price
--------	------	-----------	--------	-------

K315606334	15" x 6"	3-3/4"	+6mm	645.99 set
K31570604	15" x 7"	4"	0mm	554.99 set
K31580604	15" x 8"	4"	-12mm	649.99 set
K31500642	15" x 10"	4-1/2"	-25mm	702.99 set
K31500605	15" x 10"	5"	-12mm	702.99 set

AUTHORIZED



WK1014S - detail



WK1014S

Rally Wheel Center Cap

The center cap features the words "Chevrolet Motor Division Disc Brakes" and a Bow Tie in the center. Available in chrome or stainless steel. Sold individually or in a set of 4.

Note: This style cap was original for 1967 passenger cars.

"Disc Brakes Chevrolet Motor Division"

Chrome-Plated with Center Cap		
WK1014C	individual	27.99 ea
WK1014C	4 piece	106.99 set

Polished Stainless with Center Cap		
WK1014S	individual	36.99 ea
WK1014S	4 piece	140.99 set

AUTHORIZED



WK1012 - detail



WK1012

Bow Tie - Rally Wheel Center Cap

These chrome-plated Rally wheel derby center caps feature "Chevrolet Motor Division" lettering and a center Bow Tie logo with black painted details. Sold individually or in a set of 4.

WK1012	individual	52.99 ea
WK1012	4 piece	179.99 set



WK1013 - detail



WK1013

Economy Rally Wheel Center Cap

Economy derby style Rally wheel center cap without the words "Chevrolet Motor Division". Manufactured from injection molded plastic with black painted details.

WK1013	individual	22.99 ea
WK1013	4 piece	68.99 set

AUTHORIZED



Chevrolet Motor Division



General Motors Corporation



WK10120



WK10121

Rally Wheel Center Cap

These chrome-plated Rally wheel derby caps were originally installed on various 1968-77 GM vehicles with Rally wheels. Manufactured to factory specifications. Each center cap includes the chrome-plated base with the die-cast ornament attached. Available for Chevrolet and GMC models using rally wheels. Sold individually.

Note: This style cap was original for 1968-77 passenger cars.

"Chevrolet Motor Division"

Chrome-Plated with Center Cap		
WK10120	individual	52.99 ea

"General Motor Corporation"

Chrome-Plated with Center Cap		
WK10121	individual	56.99 ea

AUTHORIZED



WK1012A



WK1012NL

Plain - Rally Wheel Center Cap

These chrome-plated Rally wheel derby caps are a great reproduction. Although the words "Chevrolet Motor Division" are not featured, these caps are a great way to dress-up your vehicle. Available in a short or tall style chrome cap. Sold individually or in a set of 4.

Short Style Derby Cap without Lettering		
WK1012A	individual	37.99 ea
WK1012A	4 piece	144.99 set

Tall Style Derby Cap without Lettering		
WK1012NL	individual	39.99 ea
WK1012NL	4 piece	151.99 set



WARNING: Cancer and Reproductive Harm - www.P65Warnings.ca.gov

Wheel Accessories

Fits aftermarket Artillery wheels



W2032

W2030



W1040

W5029



W3005

Artillery Wheel Accessories

These accessories are designed exclusively for Artillery wheel hubs. Choose from classic GM styled hubcaps and smooth or ribbed stainless steel trim rings to finish off and enhance the customized look of your wheels.

Note: For use with aftermarket Artillery wheels only.

Hubcaps

W2032	1941-46	Chevrolet logo	61.99 ea
W2030	1947-53	Chevrolet logo	62.99 ea
W1040	1949-50	Bow Tie style	62.99 ea
W5029	5-1/2"	tall bullet cap	60.99 ea

Trim Rings

W3005	15"	smooth	45.99 ea
CX1235	15"	ribbed	34.99 ea



baby moon

police cap

police cap with Bow Tie

Center Caps for Smoothie Wheel

Baby moon or police style center caps made for smoothie wheels. Available individually or in a set of 4.

Note: Will not fit Rally wheels.

Chrome Center Caps

WK1009	baby moon cap	15.99 ea
WK1003C	police cap	20.99 ea
WK1003B	police cap w/Bow Tie logo	26.99 ea
WR1009	baby moon cap set	53.99 set
WR1003C	police cap set	71.99 set

Stainless Center Caps

WK1003S	police cap	27.99 ea
---------	------------------	----------

Fits original wheels



CT26707

CT26708

1941-53 Chevrolet Hubcaps

Reproduction hubcaps for 1941-53 Chevrolet 1/2 ton models. Manufactured in polished stainless steel with embossed "Chevrolet" logos. Features correct color blue and red painted details. Sold in sets of 4.

Polished Stainless Steel

CT26707	1941-46	4 piece	228.99 set
CT26708	1947-53	4 piece	254.99 set

Fits original wheels



CX1574

CX1575

1947-53 GMC Hubcaps

Reproduction hubcaps for 1947-53 Chevrolet 1/2 ton models. Manufactured in polished stainless steel with embossed "GMC" logo and red or white painted details. Sold in sets of 4.

CX1574	1947-53	red	4 piece	251.99 set
CX1575	1947-53	white	4 piece	251.99 set

Fits original wheels



1954-55th Bow Tie Hubcaps

Reproduction hubcaps for 1954-55 Chevrolet 1/2 ton models. Manufactured in polished stainless steel with embossed dual Bow Tie logo and blue painted details. CX1576 1954-55th 4 piece

228.99 set

Fits original wheels



1941-60 Blank Hubcaps

Baby moon style hubcaps for 1941-60 models. These polished stainless steel hubcaps have no logo so they can be used on Chevrolet or GMC factory steel wheels for a clean custom look.

CX4893	1941-60	4 piece	228.99 set
--------	---------	---------------	------------

Fits original wheels



1955-56 Chevrolet Hubcaps

Reproduction hubcaps for 1955-56 Chevrolet 1/2 ton models. These high-quality chrome-plated hubcaps are stamped to factory specifications and feature the Chevrolet Bow Tie logo with correct Bombay ivory and black painted details.

CT26709	1955-56	4 piece	404.99 set
---------	---------	---------------	------------

Fits original wheels



1957-60 Bow Tie Hubcaps

Reproduction hubcaps for 1957-60 Chevrolet 1/2 ton models. These high-quality chrome-plated hubcaps are stamped to factory specifications and feature four Chevrolet Bow Tie logos with correct black painted details.

CT26711	1957-60	4 piece	304.99 set
---------	---------	---------------	------------

Fits original wheels



1955-59 GMC Hubcaps

Reproduction hubcaps for 1955-59 GMC models. Chrome-plated and features embossed "GMC" logo with red painted details.

CT26710	1955-59	4 piece	304.99 set
---------	---------	---------------	------------

Fits original wheels



1964-66 Bow Tie Hubcaps

Reproduction hubcaps for 1964-66 Chevrolet 1/2 ton models. These high-quality chrome-plated hubcaps are stamped to factory specifications with embossed Chevrolet Bow Tie logo and corrected painted details.

CT26720	1964-66	4 piece	324.99 set
---------	---------	---------------	------------

Wheel Accessories

OE[®] AUTHORIZED



WK1000C

WK1002C

Police Style Rally Wheel Center Cap

Police car style center caps. Available in chrome or polished stainless steel. Sold individually or in a set of 4.

Chrome-Plated

With Center Bow Tie Logo	
WK1000C individual.....	26.99 ea
WR1000C 4 piece.....	89.99 set

Plain Center

WK1002C individual.....	24.99 ea
WR1002C 4 piece.....	71.99 set

Polished Stainless Steel

With Center Bow Tie Logo	
WK1000S individual.....	31.99 ea
WR1000S 4 piece.....	107.99 set

Plain Center

WK1002S individual.....	26.99 ea
WR1002S 4 piece.....	89.99 set



WK1018CR

Spinner — Rally Wheel Center Cap


A unique way to dress-up your Rally wheels. Includes base and knock-off style center cap. Available in chrome or polished stainless steel. Individual or in a set of 4.

Chrome-Plated

WK1018CR individual.....	41.99 ea
WR1018C 4 piece.....	144.99 set

Polished Stainless

WK1018SR individual.....	36.99 ea
WR1018S 4 piece.....	125.99 set



WK1008

CP500170

Custom — Rally Wheel Center Cap

Baby Moon and Bullet style Rally wheel center caps. Although these chrome-plated aftermarket center caps are not original for your classic, they are a great way to dress-up your Rally wheels.

Baby Moon — Chrome

WK1008 individual.....	15.99 ea
WR1008 4 piece.....	53.99 set

Bullet Center — Chrome

CP500170 4 piece.....	151.99 set
-----------------------	------------

OE[®] AUTHORIZED



881176 — installed



881176 — detail

881177 — detail



881176

881177

1974-81 Chevrolet/GMC 5 Lug Truck Rally Wheel Center Cap Set

OE[®] Authorized Rally wheel caps for 1974-91 truck models with 5 x 5" bolt pattern 16-Slot style Rally wheels. Manufactured from chrome-plated injection molded ABS plastic and features the correct black and silver insert with yellow "Bow Tie", or silver with red "GMC" as original. Mounting screws included. Sold as a set of 4.

5 Lug Center Cap Sets

881176 1974-91 Bow Tie 4 piece...	93.99 set
881177 1974-91 GMC 4 piece...	93.99 set



WV1042A

1974-81 Rally Wheel Cap

Replacement plastic Rally wheel caps for 1974-91 truck models with 16-Slot Truck Rally wheels. This is the cap only, center cap inserts sold separately.

WV1042A 1974-91 individual.....	16.99 ea
K7003 1974-91 4 piece.....	53.99 set

OE[®] AUTHORIZED



1971-87 Six Lug Truck Rally Wheel Center Cap Set

OE[®] Authorized 6 lug truck Rally wheel center hubcaps for 1971-87 Chevrolet truck models including Blazer, Jimmy, and Suburban. This chrome plastic cap features a black center with a yellow Bow Tie logo. Sold as a set of 4.

6 Lug Center Cap Set

748633 1971-87 Bow Tie 4 piece...	84.99 set
-----------------------------------	-----------

OE[®] AUTHORIZED



160016

160017

160018

1971-81 "4 x 4" Wheel Center Hubcap

Front and rear center hubcap set for 1971-91 Chevrolet and GMC 4 wheel drive trucks with 6 lug 5-1/2" bolt pattern wheels. Manufactured from chrome-plated injection molded ABS plastic. The front caps have the open centers for locking/unlocking the hubs and the rear features the "4 x 4" markings as original. Sold individually or in a 4 piece set.

160016 1971-91 front.....	21.99 ea
160017 1971-91 rear.....	21.99 ea
160018 1971-91 set of 4.....	71.99 set

RESTORATION



469665

469667

1974-81 Chevrolet and GMC Truck Wheel Center Cap Insert

OE[®] wheel center cap inserts for 1974-91 Chevrolet and GMC truck models. Features the correct black and silver colors with yellow "Bow Tie" or silver with red "GMC" as original. 2-1/2" diameter. Attaches with 3M adhesive backing.

469665 1974-91 Bow Tie.....	16.99 ea
469667 1974-91 GMC.....	10.99 ea

Wheel Accessories

OER AUTHORIZED



TK3125



TK3000

TK3125

Stainless Steel Round Lip Trim Ring

Excellent quality reproduction wheel trim rings. Classic Industries® offers Rally wheel trim rings at a greatly reduced price. Get a stylish look with these reproduction trim rings. Sold individually or in a 4 piece set.

Individual Trim Rings

1-1/2" Deep			
TK3000	14 x 6, 14 x 7	23.99 ea	
TK3015	15 x 5, 15 x 6	31.99 ea	
TK3016	16 x 7, 16 x 8	26.99 ea	
2-1/4" Deep			
TK3125	15 x 7	30.99 ea	
3" Deep			
97966961	15 x 8, 15 x 10	24.99 ea	

Trim Ring 4 Piece Sets

1-1/2" Deep			
TK3000	14 x 6, 14 x 7	91.99 set	
TK3015	15 x 5, 15 x 6	121.99 set	
TK3016	16 x 7, 16 x 8	89.99 set	
2-1/4" Deep			
TK3125	15 x 7	117.99 set	
K9796696R	15 x 7	86.99 set	
3" Deep			
9796696	15 x 8, 15 x 10	87.99 set	



TF500068

Embossed Bow Tie - detail

Bow Tie - Trim Ring Set

Stainless steel Bow Tie trim rings for Rally wheels. Each trim ring features 4 Bow Ties stamped on each ring. Sold in sets of 4.

TF500068	15 x 7"	121.99 set
TF500069	15 x 8"	114.99 set

OER AUTHORIZED



5459101

Stainless Steel Step Lip Trim Ring

Reproduction Rally wheel trim rings. Get the same OEM look with these fine reproductions.

Individual Trim Rings

5459101	14 x 6, 14 x 7	24.99 ea
39017081	15 x 2-3/8, 15 x 7	24.99 ea

Trim Ring 4 Piece Sets

545910	14 x 6, 14 x 7	119.99 set
3901708	15 x 2-3/8, 15 x 7	87.99 set

OER AUTHORIZED



TK3005

TK3009

Chrome Round Lip Trim Ring

Excellent quality reproduction wheel trim rings. Classic Industries® offers Rally wheel trim rings at a greatly reduced price. Get stylish look with these reproduction trim rings. Sold individually or in a 4 piece set.

Individual Trim Rings

1-1/2" Deep			
TK3005	14 x 6, 14 x 7	23.99 ea	
TK3007	15 x 5, 15 x 6, 15 x 7	23.99 ea	
3" Deep			
TK3009	15 x 8, 15 x 10	23.99 ea	

Trim Ring 4 Piece Sets

1-1/2" Deep			
TK3005	14 x 6, 14 x 7	89.99 set	
TK3007	15 x 5, 15 x 6, 15 x 7	69.99 set	
2-7/8" Deep			
9796696	15 x 8, 15 x 10	87.99 set	



K24011

70006

Wheel Lock Set

Protect your valuable wheels and tires! Each lock withstands hammers, chisels, and wrenches. Narrow groove key patterns and specially coded keys provide maximum security. Cap sets are to cover the open end of the locking lug nuts.

K24011	7/16"-20 thread	21.99 set
K24010	1/2"-20 stud	29.99 set
70006	lock caps - chrome	6.99 set
70005	lock caps - black	3.99 set



WK1

Rally Wheel Lug Nut Set

Classic Industries® offers a lug nut set for your Rally wheels. A perfect set to purchase if your lug nuts are stripped, worn out, or rusted. All sets include: 20 lug nuts, 4 valve stems, 4 wheel locks, and a key.

WK1	7/16"-20 thread	41.99 set
WK2	1/2"-20 thread	41.99 set

OER AUTHORIZED



WL700101

A1014

13944

9591854

A9550110

12675

1954-15 GM Standard Lug Nuts

OER® offers reproduction lug nuts for 1954-15 Chevrolet and GMC truck models. These standard style 3/4" Hex head lug nuts are uncapped nuts that will fit a wide variety of steel wheel applications where a hubcap covers the nut or where cosmetic appearance of the nut is not an issue and a capped nut or acorn nut is not needed.

Standard Lug Nuts

Individual Lug Nuts			
WL700101	universal	7/16"-20	.99 ea
A1014	1954-90	1/2"-20	.99 ea
13944	1967-90	7/16"-20 capped	2.99 ea
9591854	1967-90	1/2"-20 capped	5.99 ea
A9550110	1976-15	12mm x 1.50mm	2.99 ea
12675	1982-94	12mm x 1.50mm	.99 ea

5 Piece Lug Nut Set

WL700105	universal	7/16"-20	3.99 set
----------	-----------	----------	----------

20 Piece Lug Nut Set

WL700120	universal	7/16"-20	17.99 set
881229	1967-90	7/16"-20 capped	39.99 set
RS143	1982-94	12mm x 1.50mm	17.99 set
881199	1976-15	12mm x 1.50mm	53.99 set



K64011

Lug Nuts and Lock

Each Hex head 20 thread nut is identified by size directly on the head, chrome-plated and case hardened completely through. Includes 4 locks and 16 nuts.

K64011	7/16"-20 thread	3/4" Hex	85.99 set
K64000	1/2"-20 thread	13/16" Hex	73.99 set
K64010	1/2"-20 thread	3/4" Hex	80.99 set

Wheel Accessories



Chrome Polara Style Wheel Covers

These chrome Polara style hubcaps provide classic 1950's styling with their chrome die-cast centers with white inserts. Available only in 15".

CP500341 15" 4 piece 259.99 set



CP50032A

Chrome Lancer Wheel Covers

These chrome Lancer hubcaps provide classic 1950's styling with their chrome die-cast centers and black powder coated inserts. Sold in sets of 4.

CP50032A 14" 245.99 set

CP50032B 15" 216.99 set



CP50030A

Chrome Cross Bar Wheel Covers

These chrome cross bar hubcaps provide classic 1950's styling with their chrome die-cast centers and white inserts. Available in 14" or 15". Sold in sets of 4.

CP50030A 14" 275.99 set

CP50030B 15" 235.99 set



CP50016A

Chrome Fiesta Wheel Covers

These chrome fiesta hubcaps provide classic 1950's styling with their chrome centers and white checkerboard pattern. Sold in sets of 4.

CP50016A 14" 124.99 set

CP50016B 15" 91.99 set



CP50014A

Spider Wheel Covers

These Spider wheel covers provide classic 1950's styling to dress-up your classic vehicle. Features a white checkered design around the edges. Available in 14" or 15". Sold in sets of 4.

CP50014A 14" 337.99 set

CP50015A 15" 330.99 set



CP50028A

Chrome Starburst Wheel Covers

These show quality chrome-plated starburst wheel covers will make your classic ride stand out from the crowd. Sold in sets of 4.

CP50028A 14" 98.99 set

CP50028B 15" 92.99 set



CP50059B

CP50033A

Chrome Single Bar Wheel Covers

These chrome single bar wheel covers provide classic 1950's styling with their chrome die-cast centers. Available in 14" or 15". Sold in sets of 4.

Smooth without Center Bar

CP50059A 14" smooth 64.99 set

CP50059B 15" smooth 74.99 set

With Center Bar

CP50033A 14" bar only 95.99 set

CP50033B 15" bar only 109.99 set

With Center Bar and Bullet Center

CP50035A 14" bar and bullet 104.99 set

CP50035B 15" bar and bullet 106.99 set



CP500172

5 Lug Spider Caps

These spider caps centers are just the thing to make your 5 lug steel wheels stand out. Die-cast and chrome-plated for a show quality appearance. Includes mounting hardware. Fits most steel wheels.

KC60194 5 x 4-3/4" 208.99 set

CP500171 5 x 5" 161.99 set

CP500172 5 x 5-1/2" 161.99 set



New!

BCT400

BCT500

Wheel Bolt Center Measuring Template

Accurately measure your wheel lug pattern. Determine the exact bolt center dimension for 4 and 5 lug wheels and hubs. The 4 lug identify 4 x 4-1/2", 4 x 110 mm, 4 x 108mm, 4 x 103mm and 4 x 98mm bolt patterns. The 5 lug identify 4 x 5-1/2", 5 x 5", 5 x 4-3/4", 5 x 4-1/2" and 5 x 4-1/4".

BCT400 4 lug 8.99 ea

BCT500 5 lug 8.99 ea



Dice Valve Stem Colors

red

white

black

blue

Swarovski Valve Stem Colors

blue

green

purple

clear

red

skull style

8 ball style

piston

bullet head

bullet shell

spike

Custom Valve Stem Caps

Looking for something to set your wheels apart from the rest? Looking to add a personal touch to your curb feelers? Look no further than custom valve stem caps. Choose the design that suits your style. Sold as a set of 4.

Dice Style Caps

CP50018A red 5.99 set

CP50018B white 5.99 set

CP50018C black 5.99 set

CP50018D blue 5.99 set

Skull Style with Red Eyes

CP50019B chrome 9.99 set

8 Ball Style

CP50020A black 4.99 set

CP50020B chrome 10.99 set

Deluxe "Swarovski" Diamond Style

CP50022A blue 21.99 set

CP50022B green 21.99 set

CP50022C purple 21.99 set

CP50022D clear 21.99 set

CP50022E red 21.99 set

Piston Style

CP50023A chrome 10.99 set

Bullet Head Style

CP500242 chrome 9.99 set

Bullet Shell Style

CP50057 chrome 7.99 set

Spike Style

CP50056 chrome 11.99 set

Protect your wheels and hubcaps with these vintage style curb feelers!



C2512

CP500173


Chrome Vintage Curb Feelers

Forget running your beautiful wheels into the curb with these vintage coil style curb feelers! Universal fit. Sold as a pair. Get the valve stem cap adapters to use valve stem caps on your curb feelers!

C2512 universal style 13.99 pr

CP500173 vintage style 17.99 pr

Aftermarket Wheels



Artillery Wheel

Add a retro look to any truck, old or new! Handcrafted from modern steel alloys, these wheels are safer and stronger than the production wheels of yesterday and will accommodate today's tires for safer handling and a better ride. Wheels are available in primer and ready for paint. Hubcaps and other wheel accessories sold separately.

Important: Wheels are not designed for use with original factory style hubcaps. Shipped overweight

Primer Finish

Item #	Size	Backspace	Price
1947-70 - 6 x 5-1/2" Bolt Pattern			
WV550603B	15" x 5"	3"	199.99 ea
WV566334B	15" x 6"	3-3/4"	199.99 ea
WV570604B	15" x 7"	4"	207.99 ea
WV580604B	15" x 8"	4"	216.99 ea

1971-87 - 5 x 5" Bolt Pattern

WV550503B	15" x 5"	3"	199.99 ea
WV566334B	15" x 6"	3-3/4"	199.99 ea
WV570504B	15" x 7"	4"	207.99 ea
WV580504B	15" x 8"	4"	216.99 ea

Chrome Finish

Item #	Size	Backspace	Price
1947-70 - 6 x 5-1/2" Bolt Pattern			
WV550603C	15" x 5"	3"	248.99 ea
WV566334C	15" x 6"	3-3/4"	248.99 ea
WV570604C	15" x 7"	4"	264.99 ea
WV580604C	15" x 8"	4"	264.99 ea

1971-87 - 5 x 5" Bolt Pattern

WV550503C	15" x 5"	3"	248.99 ea
WV566334C	15" x 6"	3-3/4"	248.99 ea
WV570504C	15" x 7"	4"	264.99 ea
WV580504C	15" x 8"	4"	264.99 ea

Primer Center/Chrome Outer

Item #	Size	Backspace	Price
1947-70 - 6 x 5-1/2" Bolt Pattern			
WV550603BC	15" x 5"	3"	231.99 ea
WV566334BC	15" x 6"	3-3/4"	231.99 ea
WV570604BC	15" x 7"	4"	248.99 ea
WV580604BC	15" x 8"	4"	248.99 ea

1971-87 - 5 x 5" Bolt Pattern

WV550503BC	15" x 5"	3"	231.99 ea
WV566334BC	15" x 6"	3-3/4"	231.99 ea
WV570504BC	15" x 7"	4"	248.99 ea
WV580504BC	15" x 8"	4"	248.99 ea



RV78730A



RV88730C

Classic 100 Wheel

These Classic 100 wheels by Rev Wheels give you that authentic "in the day" look with today's modern manufacturing, machining, and materials. Chosen from anthracite or chrome finish with machined lip. Available in 17", 18", and 20" diameters. Includes center cap. Lug nuts sold separately.

Note: Shipped overweight.

5 x 5" Bolt Pattern

Item #	Size	Backspace	Offset	Price
Anthracite Gray Center				
RV78730A	17" x 8"	4.5"	0mm	172.99 ea
RV88730A	18" x 8"	4.5"	0mm	219.99 ea
Chrome Center				
RV88730C	18" x 8"	4.5"	0mm	259.99 ea
RV28730C	20" x 8"	4.5"	0mm	376.99 ea
RV2957315C	20" x 9.5"	5.84"	+15mm	317.99 ea

Includes Baby Moon Center Cap



3135653P

Smoothie Wheel

The ultimate nostalgic wheel, the chrome smoothie provides a look like no other. It is often used with whitewalls and baby moons. A chrome baby moon center cap is included with each wheel. Available in a variety of different sizes. Lug nuts sold separately.

Note: Dual bolt pattern 5 x 5" and 5 x 1-1/2". Shipped overweight.

Chrome Smoothie Wheels

Item #	Size	Backspace	Offset	Price
3135653P	15" x 6"	3.75"	7mm	167.99 ea
3135735P	15" x 7"	4.125"	3mm	184.99 ea
3135853	15" x 8"	4.25"	-15mm	179.99 ea
3135153	15" x 10"	4.25"	-38mm	206.99 ea

Lug Nut Sets with Locks and Valve Stems

WK1	7/16"-20 thread	41.99 set
WK2	1/2"-20 thread	41.99 set
WK3	12mm x 1.5 thread	41.99 set



A9507860

17" Cast Aluminum Rally Wheel

17" cast aluminum Rally wheel features a silver powder coated center with a machined lip. Accepts OEM and reproduction center caps, and standard lug nuts.

Important: Due to the weight and size of the 1968-77 Derby style center cap it is recommended to use the 1967 style flat disc brake Rally caps or police car center caps.

Note: Dual bolt pattern 5 x 4-3/4" and 5 x 5".

Shipped overweight.

Item # Size Backspace Price

Individual Wheels			
A9507860	17" x 8"	4.50"	329.99 ea
A9507960	17" x 9"	5.00"	339.99 ea

Wheel Sets - Same Size

A9507850	17" x 8"	4.50"	1187.99 set
A9507953	17" x 9"	5.00"	1223.99 set

Wheel Sets - Mixed Size

A9507851	(2)-17" x 8" & (2)-17" x 9"		1205.99 set
----------	-----------------------------	--	-------------

Lug Nut Set - 7/16" x 20

WL700120	set of 20	17.99 set
----------	-----------	-----------

Recommended Center Caps

1967 Disc Brake Style Center Caps - Chrome

WR1014C	4 piece	106.99 set
---------	---------	------------

Police Style Center Caps - Chrome with Bow Tie


WR1000C	4 piece	89.99 set
---------	---------	-----------

Police Style Center Caps - Chrome Plain

WR1002C	4 piece	71.99 set
---------	---------	-----------

American Racing

Custom Wheeling



OLS773

The American Racing Outlaw

In the 1980's the modular wheel became the hot ticket on any late 70's or 80's muscle car. The wheels were called modular because they consisted of three elements... an aluminum wheel center (in various styles), an inner rim and an outer rim. The combination of these "modules" allowed for an unlimited range of possibilities when it came to wheel specifications. The true modulars, however, were a bit pricey for the average Joe. This soon led to an influx of modular copies and 1 piece wheels built with a modular look. This modular style wheel is manufactured by American Racing. It is a one piece machined alloy wheel with a modular look. It comes clear coated and includes a center cap. It's a good choice if you're looking for a period correct wheel design at a great price.

Note: Shipped overweight.

5 x 5" Bolt Pattern

Item #	Size	Backspace	Price
Machined Finished			
OL5773	15" x 7"	3.75"	165.99 ea
OL5873	15" x 8"	3.75"	169.99 ea
OL5173	15" x 10"	4.00"	183.99 ea

Era Correct Custom Wheels



61614

S/S Super Sport Wheel

The Cragar S/S wheel was first introduced in 1964 and became one of the most popular wheels of the muscle car era. Because it was chrome-plated rather than polished aluminum, it held its shine and was easier to keep clean. Instead of requiring time consuming polishing, the Cragar S/S is ready to show with a simple hosing off and wiping down. Chrome aluminum center cap is included with each wheel. Lug nuts sold separately.

Note: Shipped overweight.

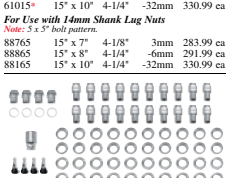
Chrome

Item #	Size	Backspace	Offset	Price
For Use with 7/16" and 1/2" Shank Lug Nuts				
<i>Note: Triple bolt pattern 5 x 4-1/2", 5 x 4-3/4", and 5 x 5".</i>				
61614	14" x 6"	3-3/8"	-3mm	276.99 ea
61714	14" x 7"	4-1/8"	3mm	256.99 ea
61615	15" x 6"	3-3/8"	-3mm	283.99 ea
61715	15" x 7"	4-1/8"	3mm	283.99 ea
61815	15" x 8"	4-1/4"	-6mm	291.99 ea
61015*	15" x 10"	4-1/4"	-32mm	330.99 ea

For Use with 14mm Shank Lug Nuts

Note: 5 x 5" bolt pattern.

88765	15" x 7"	4-1/8"	3mm	283.99 ea
88865	15" x 8"	4-1/4"	-6mm	291.99 ea
88165	15" x 10"	4-1/4"	-32mm	330.99 ea



WK26

Cragar S/S Mag Lug Nut Set

WK25/WK26 include: 20 SS mag lug nuts, 20 center drilled and 20 offset drilled Cragar mag washers, wheel lock set and 4 valve stems. WK28 includes: 20 SS duplex size mag lug nuts, 20 duplex center drilled Cragar mag washers and 4 valve stems. For all 14" and 15" Cragar S/S wheels.

Note: *Includes wheel lock set and center & offset washers.

WK25*	7/16" SS mag lugs	41.99 set
WK26*	1/2" SS mag lugs	41.99 set
WK28	14mm x 1.5 SS mag lugs	41.99 set



3977750

397 Series Soft-8

One of the most widely chosen aftermarket wheels available, Cragar offers the 397 Series Soft-8. It's modern look immediately became a hit with the truck models. The Cragar 397 Series Soft-8 is powder coated black which makes them easy to clean by hosing them off and wiping them down. Center cap and lug nuts sold separately.

Note: Shipped overweight.

5 x 5" Bolt Pattern

Item #	Size	Backspace	Offset	Price
Gloss Black Powder Coated				
3977750	16" x 7"	4.00"	0mm	126.99 ea
3977850P	16" x 8"	5.00"	13mm	139.99 ea

397 Series Soft & Center Cap

This Cragar wheel center cap is the center cap used in the Cragar 397/398 Soft-8 wheel. It is chromed steel and has the distinctive Cragar logo in the center.

292701 fits 3.30" center bore 18.99 ea



397 Soft & Lug Nut Set

Lug nut sets include: 20 chrome acorn lug nuts, wheel lock set, and 4 valve stems.

WK41	7/16" lugs	41.99 set
WK42	1/2" lugs	41.99 set
WK43	12mm x 1.50 lugs	41.99 set
WK44	14mm x 1.50 lugs	41.99 set




Logo Valve Stem Caps

Valve stem logo caps are a perfect way to add that finishing touch to your wheels. The highly detailed, full color logos are fadeproof and waterproof for years of trouble-free use. Sold as a set of 4.

ES030724	blue Bow Tie logo	15.99 set
ES030725	red Bow Tie logo	15.99 set
ES030727	gold Bow Tie logo	15.99 set
ES030720	SS logo	15.99 set



325799



KC0271

WK38

32 Series Keystone Classics

One of the most widely chosen aftermarket wheels available during the muscle car era was the Cragar Keystone Classic. Popular for their composite design, the chrome-plating on the Keystone Classics made them much easier to clean than aluminum or mag wheels because they required no polishing. Cleaning them was a breeze by just hosing them down and wiping them off. These wheels are now back in style with sport truck enthusiasts who prefer a custom look, but wish to keep their vehicle "period correct". Chrome aluminum center cap is included with each wheel. Lug nuts sold separately.

Note: Triple bolt pattern 5 x 4-1/2", 5 x 4-3/4", and 5 x 5". Shipped overweight.

Item #	Size	Backspace	Offset	Price
--------	------	-----------	--------	-------

32 Series Keystone Classic Wheels				
325799*	15" x 7"	3-3/4"	-6mm	321.99 ea
325899*	15" x 8"	3-7/8"	-16mm	321.99 ea

Replacement Center Cap

KC0271	individual	27.99 ea
--------	------------	----------

Lug Nut Sets with Locks and Valve Stems

WK38	7/16" Keystone lugs	41.99 set
WK39	1/2" Keystone lugs	41.99 set
WK40	12mm x 1.5 Keystone lugs	43.99 set



9090

S/S Center Caps and Spinners

Replace your missing or damaged center cap with an original Cragar cap or dress-up your Cragar wheels with a new set of Cragar spinner caps.

Spinner Center Caps - Pair

909052	for S/S wheel	89.99 pr
--------	---------------	----------

Replacement Center Cap - Individual

9090	for S/S wheel	27.99 ea
------	---------------	----------