

Automotive Manuals



1967-02 Chevrolet Service/Shop Manual

Factory manuals that give all the information you'll need for servicing your Camaro. Each shop manual includes procedures for maintenance and adjustments, minor service operations, removal and installation of components and a wealth of General Motors service operations techniques. If there is one book devoted to the care of your Camaro, this is the one! Some manuals include the entire Chevrolet line (excluding Corvette). Whether you own a Camaro or another Chevrolet model, these manuals will supply the important and pertinent information for correct maintenance procedures. Written by General Motors. A must for any Camaro owner.

Note: Some books include overhaul, electrical and Fisher body information. See listing for availability.

L2267	1967	31.99 ea
L2268	1968	31.99 ea
L2269	1969	31.99 ea
L2270	1970	31.99 ea
L2270S	1970 Camaro Manual Supplement	19.99 ea
L2271	1971	31.99 ea
L2272	1972	31.99 ea
L2273	1973 includes Shop Manual, Powertrain & Wiring Diagram	49.99 ea
L2275	1975 includes '75-'74 Shop Manual & '74 Overhaul Manual	29.99 ea
L2278	1978 includes Service, Unit, Body, Wiring & Electrical	419.99 set
L2282	1982 Electrical & Turbohydramatic	119.99 set
L2283	1983	85.99 ea
L2284	1984	101.99 ea
L2285	1985	113.99 ea
L2286	1986 includes Electrical Diagram Supplement	129.99 ea
L2287	1987	106.99 set
L2288	1988	97.99 ea
L2289	1989 includes Electrical Diagram Manual	129.99 ea
L2290	1990 includes Camaro Shop Manual Supplement	139.99 set
L2291	1991	135.99 ea
L2292	1992	137.99 ea
L2293	1993	167.99 ea
L2294	1994	189.99 ea
L2295	1995	189.99 ea
L2296	1996	219.99 ea
L2297	1997	209.99 ea
L2298	1998	251.99 ea
L2299	1999	279.99 ea
L2302	2002 Camaro/Firebird	459.99 ea

The Ultimate Body Manual for Camaro

Covers every essential body component and much more!

1967-81 Fisher Body Manual

All Fisher Body manuals have the complete information on the essential removal, installation and adjustment procedures for servicing each year Camaro. Information includes interior trim cleaning, headlining, stationary glass, door panels, rear seat shelf, convertible top, electrical, and more. This manual covers the most essential information pertaining to the body. Unlike the shop manual, you'll find unique information, illustrations, and other information found nowhere else. We recommend this manual for any Chevrolet owner who intends to keep and maintain their vehicle.

Note: This book covers the body aspect of the vehicle. For mechanical operations, see the Chevrolet Service/Shop Manual.


L2367	1967	28.99 ea
L2368	1968	28.99 ea
L2369	1969	28.99 ea
L2370	1970	28.99 ea
L2370S	1970 F-Body supplement	12.99 ea
L2371	1971	28.99 ea
L2372	1972	28.99 ea
L2373	1973	59.99 ea
L2374	1974	76.99 ea
L2376	1976	63.99 ea
L2378	1978	66.99 ea
L2379	1979	66.99 ea
L2380	1980	59.99 ea



1967-69 Chassis Service, Fisher Body and Assembly Manual Kits

This three volume kit includes the most desirable manuals required to completely rebuild, assemble or restore your 1967-69 Chevrolet Camaro. The Chassis Service manual contains information regarding maintenance and adjustment, minor service operations and the removal and installation of the mechanical parts of the car. The Fisher Body manual includes information on body panels, electrical, stationary glass, convertible tops, headlining, and much more! The assembly manual is a duplicate of the original technical assistance/reference guide which was used by the original GM assembly line personnel when the cars were being built. This kit is an absolute must for all 1967-69 Camaro owners! Each manual also available separately.

RK967	1967	72.99 kit
RK968	1968	72.99 kit
RK969	1969	72.99 kit



1967-81 Camaro Assembly Manual

The most informative and comprehensive book available on the assembly of Camaros. Each manual is a direct duplication of the original assembly manual actually used on the assembly line when the Camaros were being built. Each manual includes detailed assembly information and exploded views on each and every major component. Also includes exploded views of different sections of the vehicle including interior and exterior parts. Each page includes parts numbered with the original part numbers for reference along with special factory notations describing the assembly of the vehicle. The early 1967-69 assembly manuals are perfect bound! Available for years listed below!

L1067	1967	22.99 ea
L1068	1968	22.99 ea
L1069	1969	22.99 ea
L1070	1970	22.99 ea
L1071	1971	36.99 ea
L1072	1972	36.99 ea
L1073	1973	36.99 ea
L1074	1974	36.99 ea
L1075	1975	36.99 ea
L1076	1976	36.99 ea
L1077	1977	36.99 ea
L1078	1978	36.99 ea
L1079	1979	36.99 ea
L1080	1980	36.99 ea
L1081	1981	36.99 ea
L1082	1982	29.99 ea
L1106	1986	29.99 ea

1967-72 Factory Shop Manuals on CD Rom

The information provided on each CD-ROM includes virtually all the information you'll find in a factory shop manual. Includes Chassis Service manual, Chassis Overhaul manual, Fisher Body manual, and Parts and Accessories information. This unique concept gives you the ability to view on your personal computer, complete factory technical information on the make and model of your vehicle. You can print out just that portion of the manual that's needed, or go to the index and type in the part that you're trying to locate. If several manuals are required for a particular make and model, all are supplied on a single CD for your convenience. Includes Chevrolet Camaro, Corvette, Chevy II, Nova, Impala, Biscayne, Bel Air, Monte Carlo, and Chevrole models.

*Note: *Monte Carlo models not on pre-1970 CD-ROM.*

CDC6700	1967	49.99 ea
CDC6800	1968	49.99 ea
CDC6900	1969	49.99 ea
CDC7000	1970	49.99 ea
CDC7100	1971	49.99 ea
CDC7200	1972	49.99 ea

Automotive Manuals

1968 OWNER'S MANUAL

1967-02 Owner's Manual

1967-73 manuals are excellent reprints of the originals using exact colors, paper and printing techniques. The 1974-02 manuals are printed by the same manufacturer GM uses.

Note: *Owners manual portfolio.

L1967	1967	12.99 ea
L1968	1968	12.99 ea
L1969	1969	12.99 ea
L1970	1970	12.99 ea
L1971	1971	12.99 ea
L1972	1972	12.99 ea
L1973	1973	12.99 ea
L1974	1974	12.99 ea
L1975	1975	12.99 ea
L1976	1976	12.99 ea
L1977	1977	12.99 ea
L1978	1978	12.99 ea
L1979	1979	12.99 ea
L1980	1980	12.99 ea
L1981	1981	12.99 ea
L1982	1982	12.99 ea
L1984	1984	12.99 ea
L1985	1985	28.99 ea
L1987	1987	29.99 ea
L1989	1989	29.99 ea
L1990	1990	43.99 ea
L1991	1991	43.99 ea
L1992	1992	43.99 ea
L1993B	1993	37.99 ea
L1994	1994	35.99 ea
L1995	1995	37.99 ea
L1995A*	1995	56.99 set
L1996	1996	47.99 ea
L1997	1997	37.99 ea
L1998	1998	44.99 ea
L1998A*	1998	62.99 set

Step-by-Step Procedures! Hundreds of Easy to Follow Photos!



1970-02 Haynes Repair Manual

This manual is written by Haynes for the "do-it-yourselfer" who wants to do the work and maintain the vehicle without expensive repair shop prices. These books include virtually all aspects of maintenance including engine, cooling system, fuel and exhaust, ignition, transmission, driveline, brakes, suspension, body, wiring, and more! Includes step-by-step procedures linked to hundreds of easy to follow photos. Detailed wiring diagrams and color spark plug diagnosis are just a few of the features in this comprehensive manual. 368 pages, softbound.

L563	1970-81	29.99 ea
L562	1982-92	29.99 ea
L522	1993-02	29.99 ea



Accessories Parts Price List


Ever wonder what the original prices were on those options that your Chevrolet car or truck was originally equipped with? These accessory price lists were printed when the vehicles were new. Information on each option and the prices associated with the option. Everything from the most common to the most rare of options are included in these car and truck price books. You'll be amazed at the prices! Makes for interesting reading.

L1936A	1936	4.99 ea
L1937A	1937	4.99 ea
L1938A	1938	4.99 ea
L1939A	1939	4.99 ea
L1940A	1940	4.99 ea
L1941A	1941	4.99 ea
L1942A	1942	4.99 ea
L1946A	1946	4.99 ea
L1947A	1947	4.99 ea
L1948A	1948	4.99 ea
L1949A	1949	6.99 ea
L1950A	1950	6.99 ea
L1951A	1951	6.99 ea
L1952A	1952	6.99 ea
L1953A	1953	4.99 ea
L1954A	1954	6.99 ea
L1955A	1955	4.99 ea
L1956A	1956	4.99 ea
L1957A	1957	4.99 ea
L1958A	1958	4.99 ea
L1959A	1959	6.99 ea
L1960A	1960	6.99 ea
L1961A	1961	6.99 ea
L1962A	1962	6.99 ea
L1963A	1963	4.99 ea
L1964A	1964	4.99 ea
L1965A	1965	4.99 ea
L1966A	1966	4.99 ea
L1967A	1967	4.99 ea
L1968A	1968	4.99 ea
L1969A	1969	4.99 ea
L1970A	1970	4.99 ea
L1971A	1971	4.99 ea
L1972A	1972	4.99 ea
L1973A	1973	4.99 ea

1967-69 Camaro RS Headlight and Console Wiring Diagram

This is the first and only informative wiring diagram manual available for the RS headlight and console gauge cluster for the 1967-69 Camaro models. Clear and complete diagram will help you piece together all wires necessary for complete installation.

L83 9.99 ea



1967-73 Camaro Wiring Diagram

Make it easy to replace your wiring with Classic Industries' complete wiring diagrams for your early Camaro. All general information and specifications are listed to help assist you when replacing your wiring. Diagrams cover the basic schematic information on your under dash harness, engine harness, front light harness, tail lamp harness and other various wiring depending on your year and model.

Note: If you have a 1967-69 Rally Sport and require diagrams on the headlight system and console gauges, you'll need to purchase the Rally Sport wiring diagram #L83. The information is not included in the general wiring diagrams listed below.

L3467	1967	9.99 ea
L3468	1968	9.99 ea
L3469	1969	9.99 ea
L3470	1970	9.99 ea
L3471	1971	9.99 ea
L3472	1972	9.99 ea
L3473	1973	9.99 ea



1967-81 Color Wiring Diagram

Each of these all new wiring diagram documents include 2 full color drawings with the dash to rear lights on one side and the dash to the engine compartment on the other. All information and color coding of wires are from the original shop and service manuals. Each is laminated back to back in heavy plastic (no more grease smudges) for durability and ease of use. They are available in 2 sizes, standard 8-1/2" x 11" or large 11" x 17" for models up to 1974. 1975 and up are available only in large 11" x 17".

Note: Add L suffix for large format 11" x 17"

L4261	1967	std./RS	19.99 ea
L4262	1968	std./RS	19.99 ea
L4263	1969	std./RS	19.99 ea
L4264	1970-71	19.99 ea
L4268	1972	19.99 ea
L4269	1972	w/gauges	21.99 ea
L4269	1973	19.99 ea
L4269L	1973	w/gauges	21.99 ea
L4270	1974	19.99 ea
L4270L	1974	w/gauges	21.99 ea
L4271	1975	19.99 ea
L4272	1976	19.99 ea
L4273	1977	19.99 ea
L4274	1978	19.99 ea
L4275	1979	19.99 ea
L4276L	1980	19.99 ea
L4277L	1981	19.99 ea



New Old Stock (NOS) Brochure

Whether you own a fully restored classic, or even better, a showroom new survivor, there's no better compliment to the period of the vehicle than that of, not only a period correct brochure, but a New Old Stock (NOS) brochure, printed in the same era your classic was built. These well preserved brochures are the finishing touch to your survivor, or full restoration.

L7675C	1975 Camaro(+RS)	9.99 ea
L7679C	1979 Camaro	9.99 ea
L7680C	1980 Camaro	9.99 ea
L7681C	1981 Camaro	9.99 ea
L7682C	1982 Camaro	9.99 ea
L7683C	1983 Camaro	9.99 ea
L7684C	1984 Camaro	9.99 ea
L7685C	1985 Camaro	9.99 ea
L7686C	1986 Camaro	11.99 ea
L7687C	1987 Camaro	9.99 ea
L7688C	1988 Camaro	11.99 ea
L7693C	1993 Camaro	14.99 ea
L7694C	1994 Camaro	11.99 ea
L7695C	1995 Camaro	11.99 ea
L7696C	1996 Camaro	11.99 ea
L7697C	1997 Camaro	9.99 ea
L7698C	1998 Camaro	11.99 ea



1967-69 Camaro Accessories

Inside you will find all the options listed for each year including fully illustrated color pictures.

L155	1967	11.99 ea
L156	1968	11.99 ea
L157	1969	11.99 ea



1967-69 Owners Manual Storage Bag


Quality reproduction of the original type plastic bag used to store the Owners Manual in the glove box.

L19A	1967-68	4.99 ea
L19B	1969	4.99 ea



WARNING: Cancer and Reproductive Harm - www.P65Warnings.ca.gov

Automotive Literature



1969 Chevrolet Camaro SS: Muscle Cars In Detail

Provides a comprehensive examination of the all-time classic 1969 Camaro SS in Volume No. 4 of CarTech's Muscle Cars In Detail series. It delves into the design, manufacturing, and equipment of Chevrolet's premier Pony car. For the first time in its history, the 1969 Camaro SS had a full slate of high-performance small blocks as well as big blocks to conquer the competition on the street and track. The engines included several iterations of the 350 and 396. In addition, the ultimate big block Camaro, the COPO-427, is profiled. The Camaro SS made such an impression that it became the Indy 500 Pace Car once again in 1969. Paperback, 8-1/4" x 9", 96 pages.

L1292 23.99 ea

The Camaro Restoration Handbook

This Camaro handbook includes ground up or sectional restoration tips and techniques for 1967 thru 1981 Camaro models. Chapters include disassembly, brakes, suspension, body repair, electrical, interiors, driveline, engine detailing, paint tips, assembly and body details. Other chapters cover choosing the right project car, repairing "hot rod" damage, wiring and convertible or vinyl roof repair are also covered in detail! Softbound, 8-1/2" x 11", 192 pgs, 500 b&w photos, 50 illustrations.

L268 29.99 ea

How To Restore Your Camaro

Just about all aspects are covered, including interior replacement of door panels, carpet, upholstery, dash pads, etc. and exterior replacement of body panels, subframe, moldings, weatherstrip and much more. Eight fully illustrated chapters covering each step of total restoration including, planning, disassembly of engine and drivetrain, paint and body repair, suspension, interior and more! Softbound, 8-3/4" x 10-3/4", 120 pages, 300 illustrations.

L95 14.99 ea

The Definitive 1969 Camaro Z28-SS 396 Fact Book

This facts book takes most other books on the subject one step further and offers greatly detailed information on subjects such as Muncie 4-speed transmissions, correct identification on the Turbo 400 transmission, an in-depth look at the manufacturers statement of origin (MSO), learn what they are and what they mean, Camaro broadcast sheets (learn how to decode them), also includes a Camaro trivia index! 235 pages.

L285C 4th edition..... 36.99 ea

1967-69 Camaro Illustrated Facts

Great information on stripes, emblems, security features, interior styles, Rally Sport, Z28 and SS Camaro options. Also includes information on power team transmissions, specifications and more.

L31 1967 27 pages..... 9.99 ea

L32 1968 32 pages..... 9.99 ea

L33 1969 32 pages..... 9.99 ea

The Camaro Recognition Guide Volume I: 1967-69

This book 240 page book contains information on options, original pricing, engine codes and very valuable information of the Protect-O-Plate which offers a complete guide on how to "break it down" and find out for sure where your Camaro was built, what colors were originally installed in your interior, what date it was built and more.

L280 29.99 ea



1967-68 Convertible Top Manual

Covers the car and operations of all GM convertibles for years listed. Includes information on raising and lowering the top, cleaning the top, top boot installation, and care of rear windows. Excellent manual for all convertible tops.

SF107 1967 9.99 ea

SF106 1968 9.99 ea

302 The Definitive 1967-1968 Camaro Z28 Fact Book

This 148 page book includes complete 1967 Camaro trim-tag information, Complete Protect-O-Plate information for both 1967 and 1968 Z28s. If you're looking for information on part numbers, body codes and vehicle i.d. numbers, this is the book for you!

L269 3rd edition..... 36.99 ea

Camaro Parts Interchange


Details all first generation 1967-1969 vehicles and years that used the same original part as well as those using a part that will fit and function as the original did, including parts i.d. by number and description.

L364 29.99 ea

Performance Projects 1970-81

This book covers a wide range of modifications, from basic to complex, including supercharger installs, head swaps, ignition and carburetor mods, brake upgrades, transmission, differential and driveline upgrades, engine bolts, multi-link rear suspensions, and more. This book is an essential tool for the enthusiast looking to modify their 2nd generation Camaro. Softbound, 116 pages, 485 color photos.

L4121 27.99 ea



Super Sport Sales Brochure

These reprinted Chevrolet high-performance sales brochures feature iconic classics. Describes various appearance details, engine and transmission features, extra cost options and custom features offered originally.

L6917 1967 11.99 ea

L6919 1969 11.99 ea

Road & Track 1993-2002 Camaro & Firebird Portfolio

Each portfolio includes road tests, model introductions, comparisons, performance data, long-term reports, specifications and owner surveys. Softbound, 8" x 10-3/4", 136 pages.

L958 24.99 ea

Camaro Ads


Take a nostalgic journey back to the beginning of the Camaro. See the very first Camaro ads as they appeared in magazines back in 1967. Then follow the evolution of the "Hugger" right on up to the latest Z28 supercars. This unbelievable Z28-ROM collection of almost every (over 150!) Camaro ads released by Chevrolet will fascinate you for hours! CD-ROM.

CD1008 19.99 ea

The Complete Book Of Camaro

This book covers the entire production history of Chevrolet's iconic pony car, from the original models developed to fight the Mustang in the late 60's to the 5th generation that took the world by storm. Production vehicles, prototypes, show cars, anniversary editions, and pace cars are covered with extensive details, specifications, and photographs. Cover features an RS headlamp door that slides open when the book is opened. Hardcover, 288 pages, 11-1/4" x 10", 445 color photos.

L737 49.99 ea



Camaro Muscle Portfolio

Fully illustrated articles from the world's leading automotive magazines. The book contains road tests, driving impressions, specs, technical data, new model reports and comparison tests. Softbound, 8" x 10-3/4", approx. 100 pages, 180 illustrations.

L596 24.99 ea

Automotive literature

Factory Papers: Camaro

Inside the Factory Papers book you'll find copies of original drawings and diagrams, pre-production photos, press briefs, early exploratory designs and scores of other primary factory documents. 125 pages.



L6782 33.99 ea

Camaro! Chevy's Chassis

Originally printed in 1980, it was, at that time, the only real book that a Camaro enthusiast could obtain on the subject of Camaro. 1125 photographs and 320 pages packed with information about 1967-81 Camaro models. Hardbound.



L13 59.99 ea

Camaro Photo Archive

The history of Chevy's premier pony car in this collection of photographs of 1967-00 Chevrolet Camaro models. Features interesting and significant information such as production figures, options, and pertinent race results. Softbound, 128 pages, 8" x 10".



L260 14.99 ea

The Camaro Anthology

This photo safari through the world of the Camaro contains hundreds of photos, hundreds of graphics, videos, ads etc. to guide your tour, starting with their introduction in 1967, to the latest and greatest 2001 super cars. CD-ROM.



CD1007 29.99 ea

Camaro Exposed: 1967-89

Camaro Exposed reproduces the original ads used to promote these ultra potent Camaro models and their racing conquests. With first hand interviews and unpublished photos, this book is a great research tool and a terrific gift. Over 175 pages and more than 175 b&w photos. 7-7/8" x 10-3/8".



L101 39.99 ea



2 x 4 Cross Ram Manual

This useful publication provides general information on procedures that can be extremely useful when servicing and tuning your engine.

L2389 20.99 ea



The Yenko Era

This book by Yenko family friend Mark Gillespie sheds new light on the life and times of legendary racer, car dealer and car builder, Don Yenko. Family photos, invoices and letters paint a picture of the man who created the Yenko sports cars and follow his exploits as a businessman and a racer until his tragic demise in 1987. A must have for any Yenko enthusiast.

L976 29.99 ea



Detroit Speed's

How to Build a Pro Touring Car

Learn to install sections cover front subframe and rear suspension assemblies as well as upgrades to wheel tubs, brakes, fuel system, driveline, cooling system, and more. Also includes a LS swap. Paperback, 144 pages, 8-1/2" x 11".

L15179 30.99 ea

Muscle Cars

Muscle Cars explores this era and the current models with a broad survey of classic muscle and today's new machines. Each chapter is organized around a theme (milestones, factory racers, etc), each model getting a multi-page spread of full color photography, performance stats, trivia, and more. Photos and stories from the people who built and raced these amazing machines make the book a must read for any fan of American Muscle. Paperback, 240 pages, 6-1/2" x 8-1/4".



L38377 24.99 ea

Street Machines: Classics, Muscle Cars, Modern

Any custom automotive project begins with making choices. There are choices under the hood, such as which engine will match well with a certain chassis and transmission. There are aesthetic choices, like whether to use custom or stock wheels, what paint scheme will look best, and what type of interior will be comfortable as well as eye-catching. Street Machines: Classic, Muscle, Modern is the ideal resource for anyone looking to build a powerful and stylish modified street machine. Paperback, 160 pages, 8-1/4" x 10-5/8".




L39077 24.99 ea

COPO Camaro

Few Chevrolet cars have captured the imagination of enthusiasts quite like the COPO Camaros, Chevelles and Novas from the 1960s and 1970s. They were the ultimate muscle cars GM had to offer, being built through back door channels to avoid a stern government crackdown on performance, racing and speed. The key to unlock the magic of the Central Office process was discovered by racing enthusiast, Don Yenko, who uses his Canonsburg, PA dealership to open the doors to getting vehicles made that officially Chevrolet was never going to build. This archival images, advertisements, sketches, and 10" x 10" full color hardcover with 204 pages.



L2203 47.99 ea




High-Performance Brake Systems: Design, Selection, and Installation

A great deal of time, effort, and money can be invested in raising the horsepower level, thus increasing the speed potential, and very little invested in bringing all of that power under control in the form of an upgraded braking system. Granted, brakes can be intimidating, however, High-Performance Brake Systems: Design, Selection, and Installation gives you the knowledge to upgrade your brakes the right way the first time. You'll learn how to choose and install the most effective rotors, calipers, pads, and tires for your muscle car or classic vehicle. Paperback, 144 pages, 8-1/2" x 11".

L1580 27.99 ea

How To Choose Camshafts & Time Them For Maximum Power

Interested in learning how maximum camshafts work, then this is the book for you. There's a science to their design, and a method to installing them for the greatest benefit. This book provides advice on how to find optimum timing for maximum power, and will help to choose the right camshaft. Paperback, 96 pgs, 8" x 10".



L2810 29.99 ea

High-Perform Ignition Systems


This book leads you through the various components, systems and sub-systems, explaining the theory behind the operation and how the parts work with each other to achieve the ultimate goal of efficient combustion. Coils, wires, spark plugs, distributors, magneto, inductive systems, CD ignitions, multiple spark systems, computer ignition controls, and rev limiters are all covered. 8-1/2" x 11", 128 pages, 250 b/w photos.



L851 34.99 ea



Engine Manuals



How To Rebuild Pontiac V-8s


This book uses a methodical and practical approach that guides the reader through the entire rebuild process. These V-8s powered a number of legendary cars: the GTO, Firebird, Trans-Am, and many others. This Workbench series book will guide proud owners who want to rebuild these engines and give them a new lease on life. Detailed captions and photos show each crucial step of the disassembly, inspection, machine work, parts selection, assembly, and break-in process. Softbound, 8-1/2" x 11", 144 pages, 400 color photos.

L1301 30.99 ea

How to Build Max-Performance Pontiac V-8s

In this book, critical components are reviewed in great detail, including honest advice on how to modify components for power and durability. The book also gives readers an assessment of the many aftermarket accessories offered for these great engines. High-performance engine builds and their results are discussed. Softbound, 8-1/2" x 11", 144 pages, 352 color photos.

L1097 27.99 ea



How to Rebuild the Small-Block

This is an excellent book that will give you great information on rebuilding your small block engine. You'll get some of the greatest information on all procedures required to bring your Chevy engine back to its original condition. How to remove the engine, inspect for wear, strip, recondition, assemble, install and tune up. Softbound, 8-1/2" x 11", 168 pages, 416 illustrations.


L20 29.99 ea



Rebuilding the Small-Block Chevy Step-by-Step Videobook

This is a step-by-step workbench book and DVD combination that shows you how to build a street or racing small-block Chevy. Detailed sections show how to disassemble a used engine, inspect for signs of damage, select replacement parts, check critical component fit, and much more! 160 pages, softbound.


L6611 43.99 ea



How to Rebuild the Small-Block

This book covers virtually every small block engine. Includes easy step-by-step approach, helps avoid costly and time consuming mistakes, select the right parts, master mechanical tips and the ins and outs of quality machine work. Softbound, 146 pages, 100 illustrations.

L278 36.99 ea



Small-Block Interchange

Cataloging all 1968 to 2000 small block Chevy engines, this manual includes more than 25,000 part numbers, specs, dates and technical details on engine blocks, heads, valves, crankshafts, camshafts, pistons, manifolds, ignition systems, emission systems, and more. Softbound, 176 pages.

L1024 27.99 ea



How To Build Chevy Small-Blocks On A Budget

Know the ins and outs of building serious horsepower small block Chevy engines on a budget. Included are details of factory part numbers, easy do-it-yourself cylinder head modifications, inexpensive but effective aftermarket parts. etc. 144 pages, 300 b/w illus.

L857 30.99 ea

How to Build Big-Inch Chevy Small Blocks

By building a big cube small block, you can have all the torque and horsepower of a big block without all the weight expense and horsepower of a big block. This 128 page book guides you in selecting the best OEM and aftermarket parts to construct your big-inch small block.

L916 32.99 ea

Chevy Monster Big Blocks

The golden age for American engines must be from the mid-1950's when the small block Chevy made its debut - to the early 1970's when emission controls brought an end to the muscle car era. The three major manufacturers - GM, Ford, and Chrysler each supported at least one big block and one small block engine during this period which subsequently went on to become legends. Softbound, 132 pages.

L990 19.99 ea

How to HOTROD Big-block

Full coverage is included to show and explain what it takes to blueprint an engine to the exact specifications which will provide the best performance. Lots of photos and illustrations will help make your task easier. Softbound, 162 pages, 8-1/2" x 11".

L75 29.99 ea

Chevy Big-Blocks — How to Build Max Performance on a Budget

The How to Build Max-Performance Chevy Big-Blocks on a Budget, takes big block Chevy engine building to the next level and shows how to build these extreme high-performance engines without breaking the bank. It goes well beyond basic performance techniques and delves into exceptional detail on each component group of the engine. Softcover, 8-1/2" x 11", 144 pages.

L1494 34.99 ea

Chevy Big-Block Engine Parts Interchange

Chevy Big-Block Engine Parts Interchange covers every aspect of the Chevy big-block engine. By the time you're finished with this book, you'll be extremely acquainted with the inner workings of the engine and its components. This reference manual lets you create entirely unique Chevy big block engines with strokes, bores, and power outputs never seen in factory configurations. Paperback, 144 pages, 8-1/2" x 11".

L1420 30.99 ea

How to Rebuild Your Big-Block

Comprehensive book giving excellent information on how to remove an engine, tear down an engine, inspect for wear, recondition, assemble and install. How to identify each part. Includes casting numbers and specifications. Covers all years of passenger cars and trucks. 396, 400, 402, 427, and 454. 160 pages, softbound.

L41 29.99 ea

Big-Block Chevy Builds

This step-by-step guide to big block Chevy engine builds covers everything from low budget engine projects for mild street performance, to all-out race motors for drag strip action. Bolt-on modifications, engine block prep, cylinder heads, intake and exhaust systems, dyno-tested combinations and more. 8-1/2" x 10-7/8", 192 pages.

L1484 29.99 ea

Engine Manuals



Chevrolet Engine Book

This book covers bolt-ons, tuning tips and power secrets for the engines of the 60's and 70's. Book includes 180 illustrations in 100 pages and will give you the information you always wanted to know about Chevrolet small block and big block engines.


L351 24.99 ea



Souping the Stock Engine

Reprint of the 1950 classic, this true hotrodders' guidebook provides effective methods for tuning all types of stock engines from the conservative road car to full race capability. Includes: general engine performance, stock engine characteristics, and basic planning for modifications.

L2051 19.99 ea



Chevy Engine Overhaul Manual

This Haynes manual includes information on engine identification, tools and equipment, diagnosis, cylinder head servicing, engine removal and installation, step-by-step procedures, tips from professionals, performance and economy modifications and more! Softbound. Approximately 275 pages.

L565 29.99 ea

How To Rebuild & Modify Chevy 348/409 Engines

Chevy's "W" series 348 and 409 became legends on the street, and the track. While these engines enjoyed pop culture status in the early 1960's, the later Mark IV Chevy big blocks overshadowed these W-engines by the days of the decade. This book provides instruction for rebuilding a stock W-engine as well as directions for a sound performance build. Learn how to select a strong, clean block, the best heads and camshaft, and increase the compression ratio. All options are examined. From mild to wild, from stock to modified, the book covers everything you need to know about the legendary 348-409 engines. Softbound, 8-1/2" x 11", 144 pages, 400 color photos.

L1403 32.99 ea

How To Rebuild Chevy LT1/LT4

Step-by-step procedures on how to rebuild your Gen II small block back to factory, smog legal specifications. Sections covered include disassembly, cleaning and inspection, reconditioning the block, crank, pistons and rods, cylinder head reconditioning, gaskets and seals, balancing, engine installation, casting numbers and much more. 8-1/2" x 10-7/8", 192 pages.

L1393 29.99 ea



LS1 Engine Installation

This useful publication provides general information on components and procedures that can be extremely useful when installing or servicing LS1 engines. Topics include installation notes, support systems, electronic engine controls, recommended accessories, parts lists and engine specs. Softbound, 36 pages.

G11810 20.99 ea

How to Use and Upgrade to GM Gen III LS-Series Powertrain Control Systems

The technology concerning engine swaps in the past used to be limited to whether to stick with the points style ignition, or go electronic. However, these days, you need to be a computer technician to address the level of technology involved in modern powertrain control systems. GM's Gen III powertrain control system is one such system that has, along with the introduction of the LS Series engine, taken the aftermarket industry by storm. However, to take full advantage of your Gen III controlled engine, this is the book for you. In How to Use and Upgrade to GM Gen III LS Series Powertrain Control Systems, the benefits, advantages and nuances of this robust and efficient control system are thoroughly examined. Also, this book can be helpful in understanding and upgrading your Gen III controlled LT1/LT4. Paperback, 144 pages, 8-1/2" x 11".

L1568 34.99 ea

Building The Chevy LS Engine

This engine rebuilding and modification guide includes sections on history, engine specs, disassembly, cylinder block and bottom end reconditioning, cylinder heads and valvetrain reconditioning, balancing step-by-step engine assembly, torque values, and OEM part numbers.

L1559 29.99 ea

Chevy LS Engine Conversion Handbook

This guide walks you through the process of installing GM's popular LSx series small block engine into just about any vehicle. Includes: an overview of the GM LSx series engine, technical details on swapping transmissions, drivetrain, fuel system, wiring and ECU, exhaust, & installation.

L1566 29.99 ea

How To Swap GM LS Engines

Complete specs, and detailed information so you can select and fit an LS engine. A section on mounting kits, explaining how to install these engines into a variety of cars using readily available motor mount kits, universal engine mounts, or fabricated mounts. 144 pages, softbound.

L1021 30.99 ea

Chevy LS1/LS6 Performance

A complete performance guide for Chevrolet's newest generation LS1 and LS6 small block Chevy engines. Includes: sections on bolt-ons, cylinder heads, intake manifolds, camshafts and valve train, fuel-injection, block-prep. final assembly, exhaust and forced induction. 192 pages. 8-1/2" x 11".

L1407 29.99 ea

Chevy LS1/LS6 V-8s

Covered is everything you need to know about these engines, including the difficult engine removal and installation, simple engine bolt-ons, electronic controls for the Generation III engine and detailed engine builds at four different power levels. 160 pages, 600 b/w photos.

L862 36.99 ea

How to Rebuild LS Engines

This book details and highlights special components, tools, and other accessories needed to get the job done right. Appendices are packed full of valuable reference information, and the book includes a Work Along Sheet to help you record vital statistics and measurements along the way. 8-1/2" x 11", 152 pages, 604 color photos, softbound.

L975 30.99 ea

Carburetor Manuals

Holley Carburetor How

To Rebuild

You often need to replace gaskets, worn parts, and jets for the prevailing weather/altitude conditions or a different engine setup. This book details how to select parts then disassemble, assemble, and calibrate all of the major Holley carburetors. Softcover, 8-1/2" x 11", 144 pages.

L1280 30.99 ea

Holley Carburetor Handbook

This handbook covers the fuel inlet system, idle system, main metering system, power system, accelerator pump system, secondary system, choke system, metering blocks, repair and adjustment, and more! Softbound, 6" x 9", 80 pages.

L559 19.99 ea

Holley Carburetor Manual

Information includes carburetor identification, basic trouble shooting, diagnostic checks for computer controlled carburetors, on-vehicle tuning and adjustments, step-by-step repair and overhaul, performance and economy modifications, professional tips and tricks along with over 340 step-by-step photos. Sftbd, 220 pgs.

L564 29.99 ea

David Vizard's How to Super Tune and Modify Holley Carburetors

Author Vizard explains the science, the function, and the tuning expertise required to get your Holley carburetor to perform its best for your performance application. This book guides you through the traditional 4150 Double Pump, Dominator, and 4160 vacuum secondary models, as well as all the recent releases from Holley, including the Ultra Street Avenger and Ultra HP Series Carbs. Paperback, 144 pages, 8-1/2" x 11".

L9658 30.99 ea

Rochester Carburetors

Here's the definitive book on selecting, installing, tuning and modifying conventional and electronic Rochesters. Also details design operation, and performance modifications of current microcomputer controlled models. Includes comprehensive coverage of Quadrajct design and service from early to electronic models. Softbound, 176 pages.

L191 29.99 ea

How to Build and Modify Quadrajct Carburetors

The book is a complete guide to selecting, rebuilding, and modifying the Q-Jet, aimed at both muscle car restorers and racers. It includes a guide to selecting and finding the right carb, instructions on how to rebuild the carb and extensive descriptions of high-performance modifications. 128 pages.

L202 30.99 ea

Rochester Carburetor Manual

This manual includes detailed information on carburetor identification, basic trouble shooting, diagnostic checks for computer controlled carburetors, on-vehicle tuning and adjustments, step-by-step repair and overhaul, performance and economy modifications, professional tips and tricks along with over 340 photos. 200 pages.

L561 29.99 ea

Carter/Edelbrock Carburetors

Contains photos, illustrations and diagrams, covering rebuilding, tuning and modifying Carter and Edelbrock carburetors. Also features history on the Carter company as well as the development of the AFB and the AVS since the purchase by Edelbrock. Softbound, 136 pgs, 8-1/2" x 11".

L1433 29.99 ea

Transmission Manuals

GM Turbo 400 Transmissions

Automotive technical author Cliff Ruggles guides you through the complex rebuild procedure of GM's popular rear wheel drive automatic transmission. With his proven style, Ruggles goes through the step-by-step rebuild and performance upgrade procedures in a series of full color photos. He includes instruction on removal and installation, tear down procedures, parts inspection and replacement, as well as performance mods and shift kit installation. Time saving tips are part of every build up as well. Paperback, 8-1/2" x 11", 144 pages with 563 color photos.

L1322 30.99 ea

Muncie 4-Speed Transmissions

How to Rebuild

This is an indispensable reference to Muncie 4-speeds that guides you through each crucial stage of the rebuild process. Comprehensive i.d. information is provided, so you can positively identify the cases, shafts, and related parts. It discusses available models, parts options, and gearbox cases. Most important, it shows how to completely disassemble the gearbox, identify wear and damage, select the best parts, and complete the rebuild. Various high-performance and racing setups are also shown, including essential modifications, gun drilling the shafts, cutting down the gears to remove weight, and achieving race-specific clearances. Paperback, 8-1/2" x 11", 144 pages.

L1291 30.99 ea

How to Rebuild & Modify GM TH400 Transmissions

Millions of GM cars and trucks have been built with Turbo 400 automatic transmissions. This book takes readers step-by-step through the complex transmission rebuild procedure as performance upgrade procedures with a series of full color photos for each of these models. Softbound, 144 pages, 8-1/2" x 11".

L1413 34.99 ea

Powerglide Transmission

This complete guide to the Powerglide covers it all from a stock rebuild to an all-out race unit. Subjects covered include general transmission service, basic operation, in-car service and repairs, final assembly and much more. Includes 500 photos. 8-1/2" x 11".

L242 29.99 ea

GM Automatic Transmission Overhaul Manual

The TH200R4, 350, 400R4 and 700R4 automatic transmissions are covered with complete overhaul photo sequences. Also covered are theory of operation, in-vehicle repairs and performance modifications. Softbound, 8-1/4" x 10-3/4", 240 pages, 576 black and white illustrations.

L743 29.99 ea

Turbo Hydra-Matic 350

Clear, concise text leads you through every step of the rebuild, from transmission removal, tear down and inspection to assembly and installation. Also covers transmission identification, principles of operation and maintenance, troubleshooting and in car repairs. 8-1/2" x 11", 256 pages.

L160 29.99 ea

GM Automatic Overdrive Transmission Builders and Swapper's Guide

This book includes information about high-performance modifications, both from the factory and the aftermarket. It also covers common installation issues such as mounting, shifters and linkages, wiring harnesses, and more. 128 pages, softbound.

L1996 30.99 ea

Paint & Body Manuals



Pro Paint & Body

This is a revised and updated edition of one of the bestselling paint handbooks in the industry. It includes current information on HVL-P paint guns and equipment and waterborne paint technology. It also has sections on hammer and dolly, paintless dent removal, patching panels, spray guns and compressors, paint prep, shooting paint, color sanding, plastic bumper repair, and custom paint tips and tricks. Paperback, 160 pages, 8-1/2" x 10-7/8". L1917 29.99 ea

Paint Your Car On A Budget

This book unveils dozens of secrets that will help anyone paint their own car. This book covers everything you need to know to get a great looking coat of paint on your car and save lots of money in the process. 128 pages, 8-1/2" x 11", 400 color photos. L1917 30.99 ea



How to Paint Your Car

This book reveals the techniques and technology behind automotive painting through 250 color photos, detailed captions and text. You'll get the most up-to-date information about paint chemistry, the tools of the trade and safety gear that every automotive painter must know. 160 pages, softbound. L3159 29.99 ea



Exhaust Guides

Performance Exhaust Systems **New!**

To extract maximum performance, an engine needs an efficient, well-designed, and properly tuned exhaust system. This book explains exhaust system principles, function, and components. Includes how to design, fabricate, and fit exhaust systems to classic street cars as well as for special and racing applications. Air/exhaust gas flow dynamics, cam duration, and overlap are analyzed to determine how an engine breathes in air/fuel, as the exhaust must efficiently manage this burned mixture. Paperback, 8-1/2" x 11", 144 pages with 577 color photos.



SA277

32.99 ea

Automotive DVD



CCR04



CCR05



CCR06

Chop Cut Rebuild Season DVDs

Join host Dan Woods on a journey to some of Southern California's most renowned restoration and build facilities.

Season 4: A 1964 Impala and a Bricklin Pick-Up.

Season 5: This is a 1953 Chevy Chevvy. The second is a 1970 Plymouth 'Cuda.

Season 6: A 1969 Yenko tribute and a 1940 Mercury coupe.

CCR04 season 4 12.99 ea

CCR05 season 5 12.99 ea

CCR06 season 6 12.99 ea

Interior Manuals

Auto Upholstery & Interiors

A guide to performing basic upholstery and interior repairs on all kinds of automobiles written expressly for the home enthusiast. Includes helpful guides on how to replace headliners, lay carpet, repair dashboards, reupholster seat frames and more. Sifted, 8" x 10", 160 pages. L1265 29.99 ea




Custom Auto Interiors

More than 800 color photographs capture every detail you'll need to create your own exciting and award-winning custom interiors. Precise step-by-step instructions show you how to turn out completely professional custom interiors. This is an advanced level book. 192 pages, 8-1/2" x 11". L1740 26.99 ea



Automotive Upholstery

Author teaches you how to sew like an expert, and avoid costly mistakes. Learn to recover and build seats, make headliners and carpets. Materials are described with specific recommendations for vinyl, cloth, leather, Nimbus, panel board, etc. 230 pages, 8-1/2" x 11", 550 b/w photos. L378 22.99 ea



Automotive Upholstery

Restoration
After disassembling and gutting your car, it is easy to feel that you're in way over your head when it comes to the upholstery. Every photo in this book provides a hands-on approach that shows you how to repair and restore a car's interior to concours, show quality specifications. Paperback, 8-1/2" x 11", 192 pages. L1288 33.99 ea



Auto Shop Videos



43007



43006



43010

Give the Gift of Knowledge, KNOWLEDGE IS HORSEPOWER!

A few words from professional engine and car builder, Arron Johnson: "My 'Power Building Video Series' will teach you how to get a combination of carefully matched, properly tuned, horsepower pumping parts that all work together to turn your ride into a mean machine! I explain everything in simple to understand, plain English so just about everyone can understand what I'm talking about. Topics such as engine blocks, machining, cranks, rods, pistons, compression ratios, camshafts, lifters, rocker arms, heads, porting, intake manifolds, headers, carburetion, superchargers, nitrous systems, tuning, gear, tuning, gear, transmission, torque converters, and even down to which oil works the best are covered!"

Six DVD "Power Pack"

430100 Power Building Power Pack - 6 episodes included in set 159.99 set

Individual "Power Pack" Episodes


These are included in part #430100

43006	Engine Building - 3 DVDs, 5 hours	34.99 set
DCARB	Performance Carburetor - 2 DVDs, 3-1/2 hours	29.99 set
DSUPR	Superchargers - 2 DVDs, 3 hours	29.99 set
DNIT	Nitrous Oxide - 2 DVDs, 3-1/2 hours	29.99 set
DRTAS	Rotating Assemblies - 2 DVDs, 4 hours	29.99 set
DHPV	Heads, Porting and Valvetrains - 3 DVDs, 5 hours	34.99 set

Additional episode not included in the "Power Pack"

43007 Performance Engines & Strokers - 5 DVDs, 10 hours 44.99 set

Fuel Injection Manuals



New! Performance Fuel Injection Systems

This practical guide walks you through the process of modifying and tuning modern electronic fuel injection systems. Presenting plenty of foundational information, you're taken on a journey that includes wiring, fuel systems, sensors, and different types of ignition systems—all geared towards building a basic understanding of fuel injection systems. The book also covers configuring a stand-alone engine management system and tuning for maximum power and drivability, and much more. Paperback, 160 pages, 8-1/2" x 10-7/8".

L1569 29.99 ea

Designing And Tuning High-Perf Fuel Injection Systems

This book goes in-depth on the combustion basics of fuel injection as well as benefits and limitations of standalone. Includes glossary and a special resources guide with standalone manufacturers and test equipment manufacturers. Softbound, 128 pgs, 8-1/2" x 11".

L1062 30.99 ea

Street Supercharging

This book will give information regarding all facts of supercharging, including how to install blowers, buying a kit, rebuilding manifolds, blower drives, carburetion and accessories. Softbound, 8-1/2" x 11", 128 pages.


L211 29.99 ea



Turbocharging

A detailed, comprehensive handbook on the theory and application of turbocharging for street and high-performance use. Covers all types of domestic, import cars, trucks and RVs. Includes detailed sections on theory, types of turbocharging components, engine considerations and aftermarket applications. Softbound, 8-1/2" x 10-7/8", 192 pages.

L317 29.99 ea



New! Turbo: Real World High-Performance Turbocharger Systems

Author Jay Miller uses more than 300 photos and the perfect blend of technical and common sense information to help you build boost fast and make more horsepower and torque. He discusses the various components of a turbocharger and explains how to decode complicated turbocharger model numbers, compressor maps, and other specs. If you run into problems with your turbo system, there's also a detailed chapter on failure analysis to help you figure out what went wrong and how to fix it. Softbound, 8-1/2" x 11", 160 pages.

L978 30.99 ea


Wiring Manuals

Automotive Electrical Manual

The manual features comprehensive information which covers basic electrical fundamentals, trouble shooting and repair for both foreign and domestic vehicles.

Includes engine starting and charging systems, lights, gauges and more! Softbound, 242 pages.

L575 29.99 ea



Auto Electrical Handbook

Learn about basic electrical theory, how various electrical works and drawing circuit diagrams. Includes tips on electrical test equipment and troubleshooting electrical circuits. 350 photos, drawings and diagrams. Softbound, 157 pages.


L187 29.99 ea



How To Diagnose and Repair Automotive Electrical Systems

Details the various tools, such as multi-meters and test lights, that can be used to evaluate and troubleshoot any vehicle's electrical system. Several hands-on projects take readers on a guided tour of their vehicle's electrical system and demonstrate how to fix specific problems. Paperback, 160 pages, 8-5/16" x 10-5/8".

L2090 27.99 ea



New! Automotive Wiring & Electrical

Countless collector car owners are skilled at performing mechanical work, but for many of them, electrical work seems like a mystery, too complicated and too confusing. However, electrical upgrades are absolutely essential for a high-performance classic car or a modified car to perform at its best. In this revised edition, brilliant color photos and explanatory step-by-step captions detail the installation of the most popular, functional, and beneficial upgrades for enthusiasts of varying skill levels. Just a few of the projects included are: maximizing performance of electric fans; installing electronic gauges; upgrading charging systems; and installing a complete aftermarket wiring harness, which is no small task. Each fact is covered in amazing detail. Paperback, 8-1/2" x 11", 144 pages with 394 color photos.

L1323 30.99 ea

Automotive Wiring & Electrical

The basics of electrical principles, including voltage, amperage, resistance and Ohm's law, are revealed in clear and concise detail, so the enthusiast understands what these mean in the construction and repair of automotive electrical circuits.

8-1/2" x 11", 144 pgs, 350 photos. L1019 30.99 ea



Automotive Wiring A Practical Guide to Wiring Your Hot Rod or Custom Car

The book includes numerous charts showing typical configurations and suggested installations. A troubleshooting section lends a hand in tracking down the inevitable problems that can arise. Paperback, 144 pages, 8-1/4" x 10-5/8".

L39923 29.99 ea



Custom Auto Wiring & Electrical

This indispensable guide to high performance and OEM automotive electrical systems covers electrical theory, wiring techniques and equipment, custom wiring harnesses for racing, hot rods and restorations, premade wiring harnesses, special electrical systems (navigational, audio, video), troubleshooting common electrical problems, dashboards and instrument and trailer wiring. Softbound, 8-1/4" x 5-1/4", 192 pages.

L1056 29.99 ea



Fabrication

Weld Like a Pro

Welding is an art and skill that's essential for automotive fabrication, repair, and vehicle upgrades. It is also an important skill for countless household projects and industries. Not only will you learn these basic skills, but you'll also learn advanced welding techniques as well as with the use of aluminum, titanium, magnesium, stainless steel, and other specialty materials. Paperback, 144 pages, 8-1/2" x 11".

L1570 39.99 ea

Automotive Machining

Machining is an essential part of high-performance engine building and stock rebuilding, as well as certain servicing procedures. Whether you're an enthusiast engine builder or prospective machining student who wants to pursue a career as an automotive machinist, this book will provide insight and in-depth instruction for performing the most common and important machining procedures. Paperback, 8-1/2" x 11", 176 pgs.

L1284 33.99 ea

The Welder's Handbook

Excellent handbook detailing all common and not so common techniques of welding. Oxyacetylene welding and cutting, brazing and soldering. Also includes how to weld stainless steel, aluminum, magnesium and titanium. Softbound, 8-1/2" x 11".

L144 29.99 ea

Welding Manual

This Haynes Techbook covers gas (oxyacetylene), arc, MIG and TIG welding. Soldering and flux cutting are also covered. Techniques are discussed as they relate to automotive and workshop projects. Information on selecting equipment is also included. Softbound, 176 pages, 8-1/2" x 11".

L388 29.99 ea

New!



Media Blasting & Metal Preparation: A Complete Guide

When it comes to bodywork and painting, one aspect that's overlooked is proper metal preparation. However, there's more to a great paint job than sanding and shooting. Without proper metal preparation, the paint finish can end up full of imperfections; bubbles from underneath, or simply won't last, no matter how expensive the materials were. In Media Blasting & Metal Preparation: A Complete Guide, restoration expert and veteran author Matt Joseph gives you all the tools you need to expertly prepare your vehicle for the next stages of restoration. Short cutting the process will only cost you precious time. This book provides all you need to know for a successful and long-lasting restoration. Paperback, 144 pages, 8-1/2" x 11".

L1575 30.99 ea



Metal Fabricator's Handbook

This excellent how-to guide concentrates on race and custom cars. Covers everything from adding a hood scoop or fender flares, to building complete cars. Includes a tremendous amount of useful information. 8-1/2" x 11", 176 pages, paperback, 560 illustrations.

L142 29.99 ea

Sheet Metal Handbook

Detailed information on how to form and shape metal for competition, custom or restoration use. Chapters include hammer forming tools, terms and equipment, riveting techniques, layout, design and pattern making. Softbound, 192 pages, 8-1/2" x 11".

L243 29.99 ea

Professional Sheet Metal Fabrication

Professional Sheet Metal Fabrication is the number one resource for sheet metal workers old and new. Dent repair and automotive patch panels fabrication are covered in detail. This is truly the most detailed enthusiast focused sheet metal how-to book on the market. Paperback, 304 pages, 8-1/4" x 10-5/8".

L44927 39.99 ea

Automotive Bodywork & Rust Repair

Whether you want to tackle a full restoration, or just want to save money by doing minor repairs yourself, Automotive Bodywork and Rust Repair is the book to get you through it. Softbound, 8-1/2" x 11", 160 pages.

L1086 30.99 ea

Fiberglass & Composite Materials

This informative guide covers FRP materials, fibers and fiber forms, resins, gel coats, advanced techniques, building molds and building molds and structures and materials, health and safety, tools and shop equipment. Softbound, 154 pages, b/w illustrations.

L462 29.99 ea

Fabricate Automotive Fiberglass & Carbon Fiber Parts

Learn to fabricate and repair body and engine parts fabricated from fiberglass and composite materials (plastic molded or carbon fiber), in your own garage. Use glass strands, mat, woven fiberglass cloth, carbon fiber cloth, and hybrid fabrics, correctly mix the typical resins (polyester, epoxy), hardeners, and gels. Use core materials, such as wood, foam, and honeycomb Nomex, are to add strength to various parts. All the relevant tools, patterns, and materials are covered in detail. This book guides the reader through each critical stage. Softbound, 160 pages, 8-1/2" x 11".

L1096 34.99 ea

High Performance Fasteners & Plumbing

High Performance Fasteners and Plumbing is a comprehensive guide that offers useful, practical information to help you choose the best fastener or plumbing solution for your project. Included are sections on types of fasteners, hose sizes, fittings, thread types and sizes, fuel lines, brake, oil, coolant and fizes, head lines, routing techniques, clamping loads, stress, bolt stretch, and many other things. Softbound, 8-1/4" x 5-1/4", 176 pages.

L1053 24.99 ea

Drag Race Chassis & Suspension

Detailed information and photos on basic chassis design, how to set ride height, tubing construction, standard axle housings, choosing gear ratios, transmission choices, bolt-on traction bars, 4-Link setups, ladder bars, anti-roll bars, steering, shocks, springs, brakes, wheels, tires, safety equipment and so much more! Softbound, 5-1/4" x 8-1/4", 160 pages.

L1052 29.99 ea

Chassis & Suspension Handbook

First in a series of custom techniques and tips on all areas of building a street rod. Features designing and how-to procedures on building the chassis and suspension for all types of street rods. Paperback, 8-1/2" x 11", 192 pages.

L248 29.99 ea

How To Make Your Muscle Car Handle

This book defines, explores, and reviews the complete suspension system, and teaches you how to best choose your upgrades for maximum effectiveness. Softbound, 8-1/2" x 11", 144 pages, 328 color photos.

L2724 27.99 ea